

# Fast Distributed Process Creation with the XMOS XS1 Architecture

James HANLON and Simon J. HOLLIS

*Department of Computer Science, University of Bristol, UK.*

{hanlon, hollis}@cs.bris.ac.uk

**Abstract.** The provision of mechanisms for processor allocation in current distributed parallel programming models is very limited. This makes difficult, or even prohibits, the expression of a large class of programs which require a run-time assessment of their required resources. This includes programs whose structure is *irregular*, *composite* or *unbounded*. Efficient allocation of processors requires a *process creation* mechanism able to initiate and terminate remote computations quickly. This paper presents the design, demonstration and analysis of an explicit mechanism to do this, implemented on the XMOS XS1 architecture, as a foundation for a more dynamic scheme. It shows that process creation can be made efficient so that it incurs only a fractional overhead of the total runtime and that it can be combined naturally with recursion to enable rapid distribution of computations over a system.

**Keywords.** distributed process creation, distributed runtime, dynamic task placement, parallel recursion,

## Introduction

An essential issue in the design of scalable, distributed parallel computers is the rate at which computations can be initiated, and results collected as they terminate [1]. This requires an efficient method of *process creation* capable of dispatching a program and data on which to operate to a remote processor. This paper presents the design, implementation, demonstration and evaluation of a process creation mechanism for the XMOS XS1 architecture [2].

Parallelism is being employed on an increasingly large scale to improve performance of computer systems, particularly in high performance systems, but increasingly in other areas such as embedded computing [3]. As current programming models such as MPI (Message Passing Interface) provide limited support for automated management of processing resources, the burden of doing this mainly falls on the programmer. These issues are not relevant to the expression of a program as, in general, a programmer is concerned only with introducing parallelism (execution on multiple processors) to improve performance, and not how the computation is scheduled on the underlying system. When we consider that future high performance systems will run on the order of  $10^9$  threads [4], it is clear that the programming model must provide some means of dynamic processor allocation to remove this burden. This is the situation we have with memory in sequential systems, where allocation and deallocation is performed with varying degrees of automaticity.

This observation is not new [5,6], but it is only as existing programming models and software struggle to meet the increasing scale of parallelism that the problem is again coming

to light. For instance, capabilities for *process creation and management* were introduced in the MPI-2.0 specification, stating that: “*Reasons for including process management in MPI are both technical and practical. Important classes of message-passing applications require this control. These include task farms, serial applications with parallel modules and problems that require a run-time assessment of the number and type of processes that should be started*” [7]. Several MPI implementations support process creation and management functionality, but it is pitched as an ‘advanced’ feature that is difficult to use and problematic with many current job-scheduling systems. More encouragingly, language-level abstractions for dynamic process creation and placement have appeared recently in the Chapel [8] and X10 [9], which are being developed by Cray and IBM respectively as part of DARPA’s High Productivity Computing Systems program. Both support these concepts as key ingredients in the design of parallel programs, but they are built on software communication libraries and statically-mapped program binaries. Consequently, they are subject to the same communication inefficiencies and inflexibility of single-program approaches.

A run-time assessment of required processing resources concerns large class of programs whose structure is *irregular*, such as unstructured-grid algorithms like the Spectral Element Method [10], *unbounded* such as recursively-structured algorithms like Branch-and-Bound search [11] and Adaptive Mesh Refinement [12], or *composite*, where a program may be composed of different parallel subroutines that are themselves executed in parallel, possibly each with its own structure. These all require a means of dynamic processor allocation that is able to distribute computations *over* a set of processors, depending on requirements determined at runtime. The combination of parallelism and recursion is a powerful mechanism for *growth* which can be used to implement distribution efficiently. This must be supported with a mechanism for process creation with the ability to dispatch, initiate and terminate computations efficiently on remote processors.

This paper presents the design and implementation of an explicit scheme for dynamic process creation in a distributed memory parallel computer. This work is intended to be a key building block for a more automatic scheme. The implementation is on the the X MOS XS1 architecture, which has low-level provisions for concurrency, allowing a convincing proof-of-concept implementation. Based on this, the process creation mechanism is evaluated by combining it with controlled recursion in two simple algorithms to demonstrate the *rate* and *granularity* at which it is possible to create remote computations. Performance models are developed in each case to interpret the measured results and to make predictions for larger systems and workloads. This analysis highlights the efficiency, scalability and effectiveness of the concept and approach taken.

The rest of this paper is structured as follows. Section 1 describes the XS1 architecture, the experimental platform and the notations and conventions used. Section 2 gives a brief overview of the design and implementation details. Section 3 presents the performance models and experimental and predicted results. Finally, Section 4 concludes and Section 5 discusses possible future extensions to the work.

## 1. Background

### 1.1. Platform

The X MOS XS1 processor architecture [2] is general-purpose, multi-threaded, scalable and has been designed from the ground up to support concurrency. It allows systems to be con-

structured from multiple *XCore* processors which communicate with each other through fast communication links. The key novel aspect of this architecture with respect to the work in this paper is the instruction set support for processes and communication. Low-level threading and communication are key features, exposed with operations, for example, to provide synchronous and asynchronous fork-join thread-level parallelism and channel-based message passing communication. Provision of these features in hardware allows them to be performed in the same order of magnitude of time as memory references, branches and arithmetic. This allows efficient high-level notations for concurrency to be effectively built.

The system used to demonstrate and evaluate the proposed process creation mechanism is an experimental board called the XK-XMP-64 [13]. It connects together 64 XCore processors in 16 XS1-G4 devices which run at 400MHz. The G4 devices are interconnected in a 4-dimensional hypercube which equivalently can be viewed as a 2-dimensional torus. Mathematically, this is defined in the following way [14]:

**Definition 1.** A  $d$ -dimensional hypercube is a graph  $G = (N, E)$  where  $N$  is the set of  $2^d$  nodes and  $E$  is the set of edges. Each node is labeled with a  $d$ -bit identifier. For any  $m, n \in N$ , an edge exists between  $m$  and  $n$  if and only if

$$m \oplus n = 2^k$$

for  $0 \leq k \leq d$  where  $\oplus$  is the bitwise exclusive-or operator. Hence, each node has  $d = \log N$  edges and  $|E| = d2^{d-1}$ .

Each core in the G4 package has a private 64kB memory and is interconnected via internal links to an integrated switch. It is convenient to view the whole system as a 6-dimensional hypercube. As each core can run 8 hardware threads, the system is capable of 512-way concurrency with an aggregate 25.6 GIPS performance.

## 1.2. Notation

For presentation of the algorithms in this paper, a simple imperative, block-structured notation is used. The following points describe the non-standard elements that appear in the examples.

### 1.2.1. Sequential and Parallel Composition

A set of instructions that are to be executed in sequence are composed with the ‘;’ separator. A sequence of instructions comprises a *process*. For example, the block

$$\{ I_1 ; I_2 ; I_3 \}$$

defines a simple process to perform three instructions,  $I_1$ ,  $I_2$  and  $I_3$  in sequence. Processes may be executed in parallel by composition within a block with the ‘|’ separator. Execution of a parallel block initiates the execution of the constituent processes simultaneously. The parallel block successfully terminates only when all processes have successfully terminated. This is referred to as synchronous fork-join parallelism. For example, the block declaration

$$\{ P_1 | P_2 | P_3 \}$$

denotes the parallel execution of three processes  $P_1$ ,  $P_2$  and  $P_3$ .

### 1.2.2. Aliasing

The **aliases** statement is used to create new references to sub-sections of an array. For example, the statement

$$A \text{ aliases } B[i \dots j]$$

sets  $A$  to refer to the sub-section of  $B$  in the index range  $i$  to  $j$ .

### 1.2.3. Process Creation

The **on** statement reveals explicitly to the programmer the process creation mechanism. The statement

$$\text{on } p \text{ do } P$$

is semantically equivalent to executing a call to  $P$ , except that process  $P$  is transmitted to processor  $p$ , which then executes  $P$  and communicates back any results using channels, leaving the original processor free to perform other tasks. By composing **on** in parallel, we can exploit multi-threaded parallelism to offload work while executing another process. For example, the statement

$$\{ P_1 \mid \text{on } p \text{ do } P_2 \}$$

causes  $P_1$  to be executed while  $P_2$  is offloaded and executed on processor  $p$ .

## 1.3. Measurements

All timing measurements presented were made with hardware timers, which are accessible through the ISA and have 10ns resolution. Constant values were extrapolated through the measurements taken by fitting performance models to the data.

## 1.4. Conventions

All logarithms are to the base 2.  $p$  is defined as the number of processors and is taken to be a positive power of two. A word is taken to be 4 bytes and is a unit of input in the performance models.

## 2. Implementation

The **on** statement causes the *closure* of a process  $P$  located at a *guest* processor to be sent to a remote *host* processor, the host to execute  $P$  and to send back any updated free variables of  $P$  stored at the guest. The execution of **on** is synchronous in this respect. The closure of a process  $P$  is a complete description of  $P$  allowing it to be executed independently and is defined in the following way:

**Definition 2.** The closure  $C$  of a process  $P$  consists of three elements: a set of arguments  $A$ , which represents the complete variable context of  $P$  as we don't consider global variables, a set of procedure indices  $I$  and a set of procedures  $Q$ :

$$C(P) = (A, I, Q)$$

where  $|A| \geq 0$  and  $|I| = |Q| \geq 1$ . Each argument  $a \in A$  is a ordered sequence of one or more integer values. Each process  $P \in Q$  is an ordered sequence of one or more instructions.  $I_P$  is an integer value denoting the index of procedure  $P$ .

Each core maintains a fixed-size *jump table* denoted ‘jump’, which records the location of each procedure in memory. As the procedure address may not be consistent between cores the indices are guaranteed to be. This allows relative branches to be expressed in terms of an index which is locally referenced at execution. Each node in the system is initialised with a minimal binary containing the process creation kernel. The complete program is loaded on node 0, from where parts of it can be copied onto other nodes to be executed.

## 2.1. Protocol

The process creation mechanism is implemented as a point-to-point protocol between a *guest* core and a *host* core. Any running thread is able to spawn the execution of a process on any other core. It consists of the following four phases.

### 2.1.1. Connection Initialisation

A guest initiates a connection by sending a single byte control token and a word identifying itself. It waits for an acknowledgment from the host indicating a host thread has been allocated and the connection is properly established. A core may host multiple guest computations, each on a different thread.

### 2.1.2. Transmission of Closure

$C(P)$  is transmitted in three parts. Firstly, a header is sent containing  $|A|$  and  $|Q|$ . Secondly, each  $a \in A$  is sent with a single word header denoting the type of the argument. For referenced arrays, this is followed by  $\text{length}(a)$  and the values contained. The host writes these directly into heap-allocated space and the argument value is set to this address. Single-value variables are treated similarly and constant values can be copied directly into the argument value. Lastly, each  $P \in Q$  is sent with a two word header denoting  $I_P$  and  $\text{length}(P)$  in bytes. The host allocates space on the heap and receives the instructions of  $P$  from the guest, read from memory in word-chunks from  $\text{jump}[I_P]$  to  $\text{jump}[I_P] + \text{length}(P)$ . On completion, the host sets  $\text{jump}[I_P]$  to the address of  $P$  on the heap.

### 2.1.3. Execution/Wait for Completion

Once  $C$  has been successfully transmitted, the host initialises the thread’s registers and stack with the arguments of  $P$  and initiates execution. The connection is left open and the guest thread waits for the host to indicate  $P$  has halted.

### 2.1.4. Transmission of Results and Teardown

Once  $P$  has halted, all referenced array and variable arguments contained in  $C$  (now the results) are transmitted back to the guest. The guest writes them back directly to their original locations. Once this has been completed, the connection is terminated. The guest continues execution and the host thread frees the memory allocated to the closure and yields.

## 2.2. Performance Model

The runtime cost of this mechanism is captured in the following way:

**Definition 3.** The runtime of process creation  $T_c$  is a function of the total size of the argument values  $n$ , procedure descriptions  $m$  and the results  $o$  and is given by

```

proc distribute (t, n) is
  if n = 1 then node (t)
  else
    { distribute (t, n/2)
    | on t + n/2 do distribute (t + n/2, n/2) }

```

**Figure 1.** A recursive process `distribute` to rapidly distribute another process `node` over a set of processors.

$$T_c(n, m, o) = (C_i + C_w n + C_w m + C_w o) \cdot C_l$$

where  $C_i$  and  $C_w$  are constants relating to initialisation and termination, and overhead per (word) value transmitted respectively. The value  $n$  is inclusive of the size of referenced arrays and hence  $o \leq n$ . As all communication is synchronised,  $C_l$  is a constant factor overhead relating to the latency of the path between the guest and host processors.

Normalising  $C_l = 1$  to a single hop off-chip, the per-word overhead  $C_w$  was measured as 150ns. The initialisation overhead  $C_i$  is dependent on the size of the closure.

### 3. Demonstration and Evaluation

The aim of this section is to *demonstrate* the use of process creation combined with parallel recursion to *evaluate* the performance of the design and its implementation in realising efficient growth. To do this, we develop performance models to combine with experimental results, allowing us to extrapolate to larger systems and inputs. We start with a simple algorithm to demonstrate the fast distribution of parallel computations and then show how this can be applied to a practical problem.

#### 3.1. Rapid Process Distribution

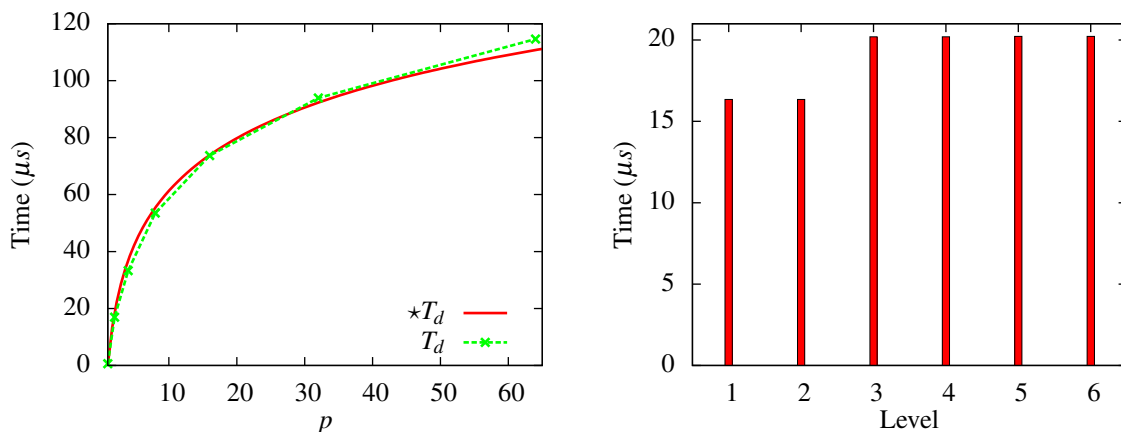
The algorithm `distribute` given in Figure 1 is inspired by [1] and works by spawning a new copy of itself on a remote processor each time it recurses. Each process then itself recurses, continuing this behaviour and hence, each level of the recursion subdivides the set of processors in half, resulting in a doubling of the capacity to initiate computations. This growth follows the structure of a binary tree. When each instance of `distribute` executes with  $n = 1$ , the *node* process is executed and the recursion halted. The parameter  $t$  indicates the node identifier and the algorithm is executed from node 0 with  $t = 0$  and  $n = p$ .

##### 3.1.1. Runtime

The hypercube interconnection topology of the XK-XMP-64 provides an optimal transport in terms of hop distance between remote creations; this is established by the following theorem.

**Theorem 1.** *Every copy of `distribute` is always created on a neighbouring node when executed on a hypercube.*

*Proof.* Let  $H = (N, E)$  be a  $d$ -dimensional hypercube. When `distribute` is executed with  $t = 0$  and  $n = N$ , starting at node 0 on  $H$ , the recursion follows the structure of a binary tree of depth  $d = \log |N|$ , where identifiers at level  $i$  are multiples of  $|N|/2^i$ . A node  $p$  at depth  $i$  with identifier  $k|N|/2^i$  creates a new *remote* child node  $c$  with identifier  $k|N|/2^i + |N|/2^{i+1}$ . As  $|N| = 2^d$ ,  $c = k2^{d-i} + 2^{d-i-1}$  and hence,  $p \oplus c = 2^{d-i-1}$ .  $\square$



(a) Measured vs. predicted ( $\star$ ) execution time. (b) Execution times for each level of recursion of distribute .

**Figure 2.** Measured execution time of distribute over varying numbers of processors. (b) clearly shows the inter- vs. intra-chip latencies.

Given that  $m$  and  $n$  are fixed, that  $o = 0$  (there are no results) and from Theorem 1 we can normalise  $C_l$  to 1, the runtime  $T_c(m, n, o)$  of the **on** statement in distribute is  $\Theta(1)$ , which we define as the initialisation overhead  $C_j$ . Using this, we can express the parallel runtime of distribute  $T_d$  on  $p$  processors. In each step, the number of active processes double, but we count the runtime at each level of recursion, which terminates when  $n/2^i = 1$  or  $i = \log n$ . Hence,

$$\begin{aligned}
 T_d(p) &= \sum_{i=1}^{\log p} (T_c + C_o) \\
 &= (C_j + C_o) \log p
 \end{aligned}
 \tag{1}$$

where  $C_o$  is the the sequential overhead at each level.  $C_j$  was measured as  $18.4\mu s$  and  $C_o$  was measured as  $60ns$ .

### 3.1.2. Results

Figure 2a gives the predicted and measured execution time of distribute as a function of the number of processors. The prediction *almost exactly* matches the runtime given by Equation 1. Figure 2b shows the inaccuracy between the measured and predicted results more clearly, by giving the measured execution time for each level in the recursion, that is, the difference between consecutive points in Figure 2a. It shows that the assumption made based on Theorem 1 does not hold and that the first two levels take fractionally less time than the last four levels ( $3.85\mu s$ ). This is due to the reduced on-chip communication costs. Overall though, each level of recursion completes on average in  $18.9\mu s$  and it takes only  $114.60\mu s$  to populate all 64 processors. Moreover, using the performance model given by  $T_d$ , we can extrapolate to larger  $p$  than is possible to measure with the current platform. For example, when  $p = 1024$ ,  $T_d(1024) = 190\mu s$ .

### 3.1.3. Remarks

By using the performance model to make predictions, we have assumed a hypercube topology and efficient support for concurrency. Although other architectures and larger systems cannot

make such provisions, the model and results provide a reasonable lower bound on execution time with respect to the approach described.

The hypercube has rich communication properties and supports exponential growth, but it does not scale well due to the number of connections at each node and length of wires in realistic packagings. Although distribute has optimal single-hop behaviour and we obtain peak performance, it is well known that efficient embeddings of binary trees into lower-degree networks such as meshes and tori exist [14], allowing reasonable dispersion. In this case, the granularity of process creation would have to be chosen to match the capabilities of the architecture.

Provision of efficient ISA-level operations for processes and communications allows fine-grained performance, particularly in terms of short messages. Many current architectures do not support these operations at a such a low-level and cannot exploit the full potential of this approach, although again it generalises at a coarser granularity of message size to match the relative performance of these operations.

### 3.2. Mergesort

Mergesort is a well known sorting algorithm [15] that works by recursively halving a list of unsorted numbers until unit sub-lists are obtained. These are then successively *merged* together such that each merging step produces a sorted sub-list, which can be performed in time  $\Theta(n)$  for sub-lists of size  $n/2$ . Figure 3a gives the sequential mergesort algorithm `seq-msort`.

Mergesort's branching recursive structure matches that of distribute, allowing us to combine them to obtain a parallel version. Instead of sequentially evaluating the recursive calls, conditional on some threshold value  $C_{th}$ , a local recursive call is made in parallel with the second call which is migrated to a remote core. This threshold is used to control the extent to which the computation is distributed. In each of the experiments for an input of size  $2^k$  and available processors  $p = 2^d$ , the threshold is set as  $2^k/p$ . The approach taken in distribute is used to control the placements of each of the sub-computations. Initially, the problem is split in half; this will have the greatest benefit to the execution time. Depending on the problem size, further remote branchings of the problem may not be economical, and the remaining steps should be evaluated locally, in sequence. In this case, the algorithm simply reduces to `seq-msort`.

This parallel formulation of mergesort is essentially just distribute with additional work and communication overhead, but it will allow us to more concretely quantify the relative costs of process creation. The parallel implementation of mergesort `par-msort` is given in Figure 3b. It uses the same sequential merge procedure and the parameters  $t$  and  $n$  control the placement of processes in the same way as they were used with distribute.

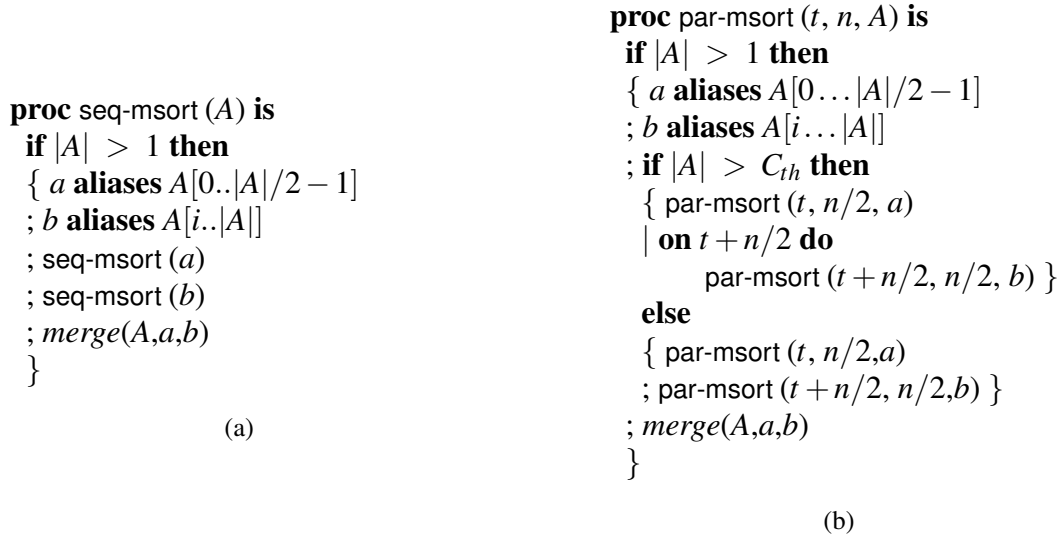
We can now analyse the performance and behaviour of `par-msort` and the process creation mechanism by looking at the parallel runtime.

#### 3.2.1. Runtime

We first define the runtime of the sequential components of `par-msort`. This includes the sequential merging and sorting procedures. The runtime  $T_m$  of merge is linear and is defined as

$$T_m(n) = C_a n + C_b$$





**Figure 3.** Sequential and parallel mergesort processes.

for constants  $C_a, C_b > 0$ , relating to the per-word and per-merge overheads respectively. These were measured as  $C_a = 90\text{ns}$  and  $C_b = 830\text{ns}$ . The runtime  $T_s(n, 1)$  of seq-msort, is expressed as a recurrence:

$$T_s(n, 1) = 2T_s\left(\frac{n}{2}, 1\right) + T_m(n) \quad (2)$$

which has the solution

$$T_s(n, 1) = n(C_c \log n + C_d) \quad (3)$$

for constants  $C_c, C_d > 0$ . These were measured as  $C_c = 200\text{ns}$  and  $C_d = 1200\text{ns}$ . Based on this we can express the runtime of par-msort as the combination of the costs of creating new processes, moving data, merging and sorting sequentially. The key component of this is the cost  $T_c$ , relating to the **on** statement in the parallel formulation, which is defined as

$$T_c(n) = C_i + 2C_w n.$$

This is because we can normalise  $C_l$  to 1 (due to Theorem 1), the size of the procedures sent is constant and the number of arguments and results are both  $n$ . The initialisation overhead  $C_i$  was measured as  $28\mu\text{s}$ , larger than that for distribute as the closure contains the descriptions of merge and par-msort. For the parallel runtime, the base sequential case is given by Equation 2. With two processors, the work and execution time can be split in half at the cost of migrating the procedures and data:

$$T_s(n, 2) = T_c\left(\frac{n}{2}\right) + T_s\left(\frac{n}{2}, 1\right) + T_m(n).$$

With four processors, the work is split in half at a cost of  $T_c(n/2)$  and then in quarters at a cost of  $T_c(n/4)$ . After the data has been sequentially sorted in time  $T_s(n/4, 1)$  it must be merged at the two children of the master node in time  $T_m(n/2)$ , and then again at the master in time  $T_m(n)$ :

$$T_s(n, 4) = T_c\left(\frac{n}{2}\right) + T_c\left(\frac{n}{4}\right) + T_m\left(\frac{n}{2}\right) + T_m(n) + T_s\left(\frac{n}{4}, 1\right)$$

Hence in general, we have:

$$T_s(n, p) = \sum_{i=1}^{\log p} \left( T_c \left( \frac{n}{2^i} \right) + T_m \left( \frac{n}{2^{i-1}} \right) \right) + T_s \left( \frac{n}{p}, 1 \right)$$

for  $n \geq p$  as each leaf sub-process of the sorting computation must operate on at least one data item. We can then express this precisely by substituting our definitions for  $T_s$ ,  $T_c$  and  $T_m$  and simplifying:

$$\begin{aligned} T_s(n, p) &= C_w \frac{2n}{p} (p-1) + C_i \log p + C_a \frac{2n}{p} (p-1) + C_b \log p + \frac{n}{p} \left( C_c \log \frac{n}{p} + C_d \right) \\ &= \frac{2n}{p} (p-1) (C_w + C_a) + (C_i + C_b) \log p + \frac{n}{p} \left( C_c \log \frac{n}{p} + C_d \right) \end{aligned} \quad (4)$$

For  $p = 1$ , this reduces to Equation 3. This definition allows us to express the a lower bound and minimum for the runtime.

### 3.2.2. Lower Bound

We can give a lower bound  $T_s^m$  on the parallel runtime  $T_s(n, p)$  such that  $\forall n, p$

$$T_s(n, p) \geq T_s^m.$$

This is obtained by considering the *parallel overhead*, that is the cost of distributing the problem over the system. In this case it relates to the cost of process creation, including moving processes and their data, the  $T_c$  component of  $T_s$ :

$$\begin{aligned} T_s^m(n, p) &= \sum_{k=1}^{\log p} T_c \left( \frac{n}{2^k} \right) \\ &= \sum_{k=1}^{\log p} \left( C_i + 2C_w \frac{n}{2^k} \right) \\ &= C_i \log p + C_w \frac{2n}{p} (p-1). \end{aligned} \quad (5)$$

Equation 5 is then the sum of the costs of process creation and movement of input data. When  $n = 0$ ,  $T_s^m$  relates to Equation 1; this is the cost of transmitting and initiating just the computations over the system. For  $n \geq 0$ , this includes the cost of moving the data.

### 3.2.3. Minimum

Given an input of length  $m \leq n$  for some sub-computation of par-msort, creation of a remote branch is beneficial only when the cost of this is less than the local sequential case:

$$\begin{aligned} T_c \left( \frac{m}{2} \right) + T_s \left( \frac{m}{2}, 1 \right) + T_m(n) &< T_s(m, 1) \\ T_c \left( \frac{m}{2} \right) + T_s \left( \frac{m}{2}, 1 \right) + T_m(n) &< 2T_s \left( \frac{m}{2}, 1 \right) + T_m(m) \\ T_c \left( \frac{m}{2} \right) &< T_s \left( \frac{m}{2}, 1 \right) \end{aligned}$$

Hence, initiation of a remote sorting process for an array of length  $n$  is beneficial only when

$$T_c(n) < T_s(n, 1).$$

That is, the cost of remotely initiating a process to perform half the work and receiving the results is less than the cost of sequentially sorting  $m/2$  elements. Therefore at the inflection point we have

$$T_c(n) = T_s(n, 1). \quad (6)$$

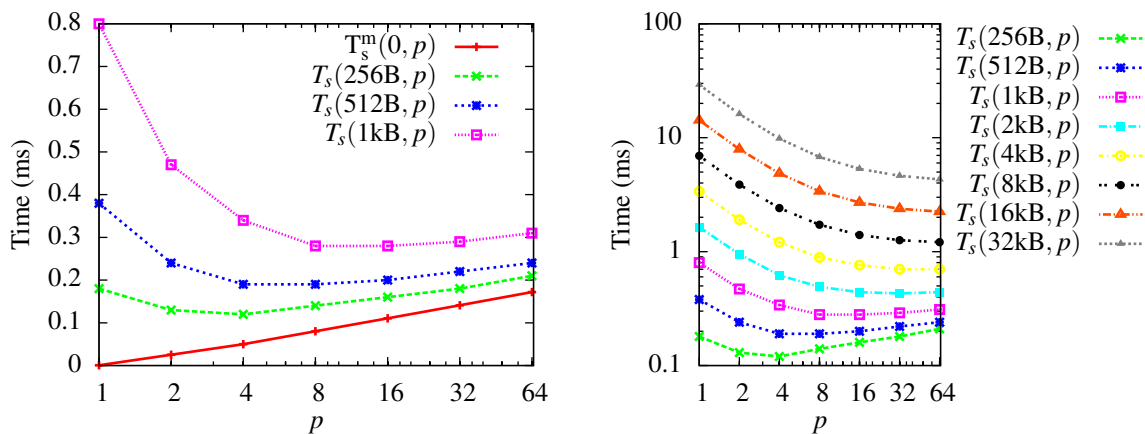
### 3.2.4. Results

Figure 4 shows the measured execution time of par-msort as a function of the number of processors used for varying input sizes. Figure 4a shows just three small inputs. The smallest possible input is 256 bytes as the minimum size for any sub-computation is 1 word. The minimum execution time for this size is at  $p = 4$  processors, when the array is subdivided twice into 64 byte sections. This is the point given by Equation 6 and indicates directly the total cost incurred in offloading a computation. For  $p < 4$ , the cost of sorting sequentially dominates the runtime, and for  $p > 4$ , the cost of creating a new processes and transferring the array sections dominates the runtime. With the next input of size 512 bytes, the minimum moves to  $p = 8$ , where the array is again divided into 64 byte sections. This holds for each input size and in general gives us the minimum size for which creating a new process will further reduce the runtime.

The runtime lower bound  $T_s^m(0, p)$  given by Equation 5 is also plotted on Figure 4a. This shows the small and sub-linear cost with respect to  $p$  of the overheads incurred with the distribution and management of processes around the system. Relative to  $T_s(64, p)$  this constitutes most of the overall work performed, which is expected as the array is fully decomposed into unit sections. For larger sized inputs, as presented in Figure 4b, this cost becomes just a fraction of the total work performed.

Figure 5 shows predicted execution times for par-msort for larger  $p$  and  $n$ . Each plot contains the execution time  $T_s$  as defined by Equation 4, and  $T_s^m$  with and without the transfer of data. Figure 5a gives results for the smallest input size possible to sort on 1024 cores (4kB) and includes the measurements for  $T_s^m(0, p)$  and  $T_s$ . It reiterates what was shown in Figure 4a and shows that beyond 64 cores, very little penalty is incurred to create up to 1024 sorting instances, with  $T_s^m$  accounting for around 23% of the total runtime for larger systems. This is due to the exponential growth of the distribution mechanism. Figure 5b gives results for the largest measured input of 32kB, showing the same trends, where  $T_s^m$  this time is around just 3% of the runtime between 64 and 1024 cores.

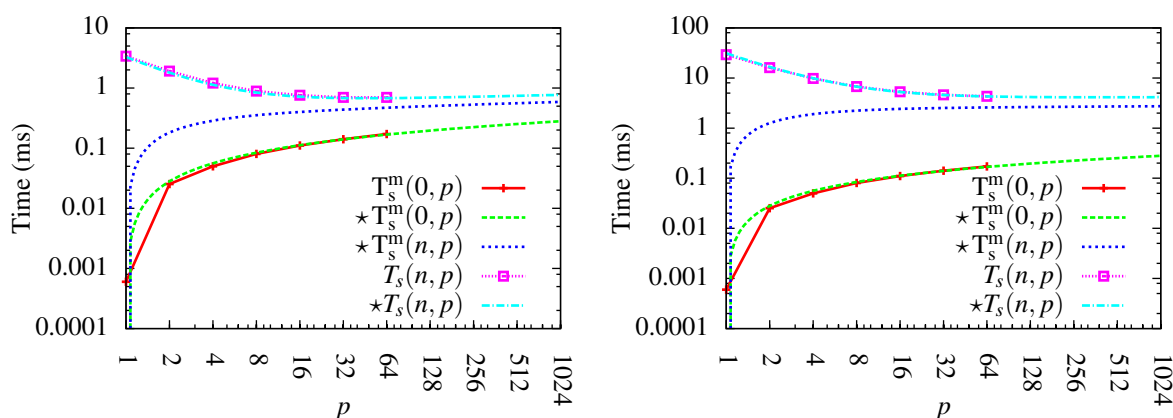
Figure 5c and Figure 5d present predictions made by the performance model for more *realistic* workloads of 10MB and 1GB respectively. Figure 5c shows that 10MB could be sorted sequentially in around 7s and in parallel in at least 0.6s. Figure 5d shows that 1GB could be sorted in just under 15m sequentially or at least 1m in parallel. What these results make clear is that the distribution of the input data dominates and bounds the runtime and that the distribution of data constituting the process descriptions is a negligible proportion of the overall runtime for reasonable workloads. The relatively small sequential workload  $O(n/p \log(n/p))$  of mergesort, which decays quickly as  $p$  increases, emphasises the cost of data distribution. For heavier workloads, such as  $O((n/p)^2)$ , we would expect to see a much more dramatic reduction in execution time and the cost of data distribution still eventually to bound runtime, but then by a relatively fractional amount.



(a) Log-linear plot for varying small inputs.

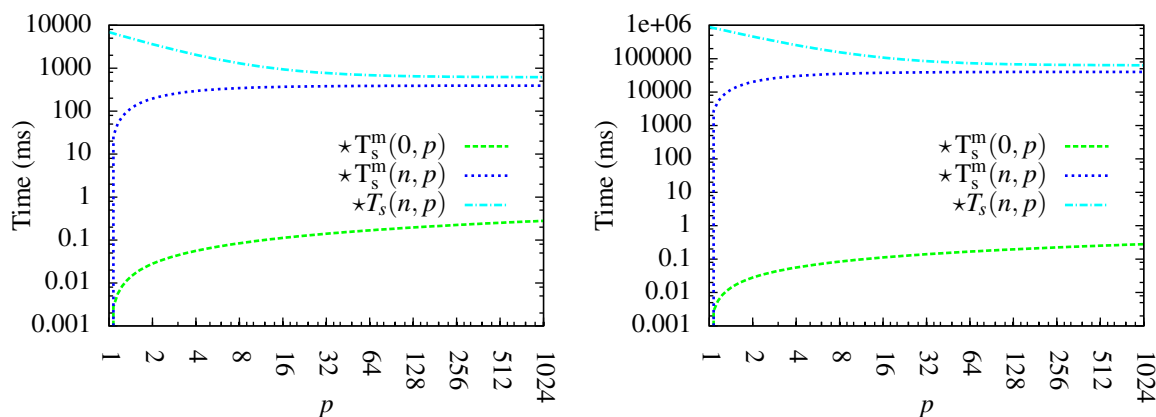
(b) Log-log plot for larger inputs.

**Figure 4.** Measured execution time of par-msort as a function of the number of processors. (a) highlights the minimum execution time and the  $T_s^m$  lower bound.



(a)  $n = 64$  (256B) with measured results up to 64 cores.

(b)  $n = 8192$  (32kB) with measured results up to 64 cores.



(c)  $n = 2621440$  (10MB).

(d)  $n = 268435465$  (1GB).

**Figure 5.** Predicted ( $\star$ ) performance of par-msort for larger  $n$  and  $p \leq 1024$ . All plots are log-log.

## 4. Conclusions

This paper presents the design, implementation, demonstration and evaluation of an efficient mechanism for dynamically creating computations in a distributed memory parallel computer. It has shown that a computation can be dispatched to a remote processor in just tens of microseconds, and when this mechanism is combined with recursion, it can be used to efficiently implement parallel growth.

The distribute algorithm demonstrates how an *empty* array of processors can be populated with a computation exponentially quickly. For 64 cores, it takes just 114.60 $\mu$ s and for 1024 cores this will be of the order of 190 $\mu$ s. The par-msort algorithm extends this by performing additional computational work and communication of data which allowed us to obtain a clearer picture of the cost of process creation with respect to varying problem sizes. As the cost of transferring and invoking remote computations is related primarily to the size of the closure, this cost grows slowly with system size and is independent of data. With a 10MB input, it represents around just 0.001% of the runtime.

The sorting results also highlight two important issues: the granularity at which it is *possible* to create new processes and costs of data movement. They show that the computation can be subdivided to operate on just 64 byte chunks and for performance to still be improved. The cost of data movement is significant, relative to the small amount of work performed at each node; for more intensive tasks, these costs would diminish. However, these results assume a worst case, where all data originates from a single core. In other systems, this cost may be reduced by concurrent access through a parallel file system or from prior data distribution.

The XS1 architecture provides efficient support for concurrency and communications and the XK-XMP-64 provides an optimal transport for the described algorithms, so we expect our lightweight scheme to be *fast*, relative to the performance of other distributed systems. Hence, the results provide a convincing proof-of-concept implementation, demonstrating the kind of performance that is possible and, with respect to the topology, establish a reasonable lower bound on the performance of the approach presented. The results generalise to more dynamic schemes where placements are not perfect and other larger architectures such as supercomputers, where interconnection topologies are less well connected and communication is less efficient. In these cases, the approach applies at a coarser granularity with larger problem sizes to match the relative performance.

## 5. Future Work

Having successfully designed and implemented a language and runtime allowing explicit process creation with the `on` statement, we will continue with our focus on the concept of growth in parallel programs and plan to extend the work in the following ways. Firstly, by looking at how placement of process closures can be determined automatically by the runtime, relieving the programmer of having to specify this. Secondly, by implementing the language and runtime with C and MPI to target a larger platform, which will provide a more scalable demonstration of the concepts and their generality. And lastly, by looking at generic optimisations that can be made to the process creation mechanism to improve overall performance and scalability. More details about the current implementation are available online<sup>1</sup>,

<sup>1</sup><http://www.cs.bris.ac.uk/~hanlon/sire>

where news of future developments will also be published.

## Acknowledgments

The authors would like to thank X MOS for their support, in particular from David May, Henk Muller and Richard Osborne.

## References

- [1] David May. The Transputer revisited. In *Millennial Perspectives in Computer Science: Proceedings of the 1999 Oxford-Microsoft Symposium in Honour of Sir Tony Hoare*, pages 215–246. Palgrave Macmillan, 1999.
- [2] David May. *The X MOS XSI Architecture*. X MOS Ltd., October 2009. <http://www.xmos.com/support/documentation>.
- [3] Asanovic, Bodik et al. The Landscape of Parallel Computing Research: A View from Berkeley. Technical Report UCB/EECS-2006-183, EECS Department, University of California, Berkeley, Dec 2006. <http://www.eecs.berkeley.edu/Pubs/TechRpts/2006/EECS-2006-183.html>.
- [4] Dongarra, J., Beckman, P. et al. International Exascale Software Project Roadmap. Technical Report UT-CS-10-654, University of Tennessee EECS Technical Report, May 2010. <http://www.exascale.org/>.
- [5] D. May. The Influence of VLSI Technology on Computer Architecture [and Discussion]. *Philosophical Transactions of the Royal Society of London. Series A, Mathematical and Physical Sciences*, 326(1591):pp. 377–393, 1988.
- [6] Per Brinch Hansen. The nature of parallel programming. *Natural and Artificial Parallel Computation*, pages 31–46, 1990.
- [7] MPI 2.0. Technical report, Message Passing Interface Forum, November 2003. <http://www.mpi-forum.org/docs/>.
- [8] B.L. Chamberlain, D. Callahan, and H.P. Zima. Parallel programmability and the Chapel language. *International Journal of High Performance Computing Applications*, 21(3):291–312, 2007.
- [9] Philippe Charles, Christian Grothoff, Vijay Saraswat, Christopher Donawa, Allan Kielstra, Kemal Ebcioglu, Christoph von Praun, and Vivek Sarkar. X10: an object-oriented approach to non-uniform cluster computing. In *OOPSLA '05: Proceedings of the 20th annual ACM SIGPLAN conference on Object-oriented programming, systems, languages, and applications*, pages 519–538, New York, NY, USA, 2005. ACM.
- [10] A. Patera. A spectral element method for fluid dynamics: Laminar flow in a channel expansion. *Journal of Computational Physics*, 54(3):468–488, June 1984.
- [11] Bernard Gendron and Teodor Gabriel Crainic. Parallel branch-and-bound algorithms: Survey and synthesis. *Operations Research*, 42(6):1042–1066, 1994.
- [12] Marsha J Berger and Joseph Oliger. Adaptive mesh refinement for hyperbolic partial differential equations. *Journal of Computational Physics*, 53(3):484 – 512, 1984.
- [13] X MOS. *XK-XMP-64 Hardware Manual*. X MOS Ltd., February 2010. <http://www.xmos.com/support/documentation>.
- [14] F. Thomson Leighton. *Introduction to parallel algorithms and architectures: array, trees, hypercubes*. Morgan Kaufmann Publishers Inc., San Francisco, CA, USA, 1992.
- [15] D. E. Knuth. *The Art of Computer Programming*, volume 3, Sorting and Searching, chapter 5.2.4, Sorting by Merging, pages 158–168. Reading, MA: Addison-Wesley, 2nd ed. edition, 1998.