

Anisotropic Extinction Distortion of the Galaxy Correlation Function

Wenjuan Fang,^{1,2} Lam Hui,^{2,3} Brice Ménard,^{4,5} Morgan May,⁶ and Ryan Scranton⁷

¹*Department of Physics, University of Michigan, Ann Arbor, MI 48109*

²*Department of Physics, Columbia University, New York, NY 10027*

³*Institute for Strings, Cosmology and Astroparticle Physics, Columbia University, New York, NY 10027*

⁴*Canadian Institute for Theoretical Astrophysics, Toronto, Ontario, M5S 3H8, Canada*

⁵*Department of Physics & Astronomy, Johns Hopkins University,
366 Bloomberg Center, 3400 N. Charles Street, Baltimore, MD 21218*

⁶*Brookhaven National Laboratory, Upton, NY 11973*

⁷*Department of Physics, University of California, Davis, CA, 95616*

(Dated: May 14, 2017)

Similar to the magnification of the galaxies' fluxes by gravitational lensing, the extinction of the fluxes by cosmic dust, whose existence is recently detected by [1], also modify the distribution of a flux-selected galaxy sample. We study the anisotropic distortion by dust extinction to the 3D galaxy correlation function, including magnification bias and redshift distortion at the same time. We find the extinction distortion is most significant along the line of sight and at large separations, similar to that by magnification bias. The correction from dust extinction is negative except at sufficiently large transverse separations, which is almost always opposite to that from magnification bias (we consider a number count slope $s > 0.4$). Hence, the distortions from these two effects tend to reduce each other. At low z ($\lesssim 1$), the distortion by extinction is stronger than that by magnification bias, but at high z , the reverse holds. We also study how dust extinction affects probes in real space of the baryon acoustic oscillations (BAO) and the linear redshift distortion parameter β . We find its effect on BAO is negligible. However, it introduces a positive scale-dependent correction to β that can be as large as a few percent. At the same time, we also find a negative scale-dependent correction from magnification bias, which is up to percent level at low z , but to $\sim 40\%$ at high z . These corrections are non-negligible for precision cosmology, and should be considered when testing General Relativity through the scale-dependence of β .

I. INTRODUCTION

Galaxy redshift surveys provide a 3-dimensional map of the universe's large scale structure (LSS), and hence serve as important probes of cosmology. The simplest statistic obtained from a redshift survey is the two point galaxy correlation function, or its Fourier transform, the galaxy power spectrum. Both quantities have been measured to good accuracy by recent large redshift surveys such as the 2dF Galaxy Redshift Survey (2dFGRS) [2, 3] and the Sloan Digital Sky Survey (SDSS) [4], and the results have been used to put constraints on cosmological parameters, e.g., [5–10] by using the correlation function and [11–19] by using the power spectrum.

It is known that the measurements of these two quantities are subject to several effects, which distort them to be anisotropic, i.e. the measured signal depends on the orientation of the separation or wave vector. One effect comes from the possibly wrong cosmology used to convert the measured coordinates, i.e. redshifts and angular positions, to the comoving ones—the Alcock-Paczynski effect ([20–24]). A second one comes from the peculiar velocities of the galaxies that introduce uncertainties in the interpretation from redshift to comoving distance—the redshift distortion ([25–28]). A third effect is caused by gravitational lensing mainly through magnification of the galaxies' fluxes (for flux-selected galaxy samples) and changes to the apparent angular separations between galaxies—the magnification bias [29–36].

For measurements made with galaxy samples that are selected by the galaxy's flux, a fourth anisotropic effect would arise from the existence of cosmic dust, which causes extinction in the fluxes of the galaxies. By cosmic dust we mean dust which is correlated with galaxies, but which may or may not reside in galaxy haloes. In a flux selected galaxy sample, such cosmic dust would modulate the galaxy density field – fewer galaxies behind regions of higher extinction. Moreover, the effect is anisotropic in 3D. Recall that a two-point correlation measurement is essentially a measurement of pair counts. At a given separation, pairs of galaxies that are aligned close to the line of sight suffer more of an extinction effect – i.e. dust correlated with the foreground galaxies dims (and removes from sample) the background galaxies – while pairs of galaxies oriented transverse to the line of sight are less susceptible. This is much like how gravitational lensing or magnification bias introduces an anisotropy to the galaxy correlation function or power spectrum [34–36]. The difference is that gravitational lensing by the foreground galaxies generally brightens the background galaxies, thus adding them to one's sample, and it also causes an overall geometrical stretching which dilutes the apparent number density. As we will see, the precise shapes of these two anisotropies are different. We also notice here that there could be other anisotropic effects, e.g. if the selection is orientation-dependent, anisotropy would be introduced for galaxies that are aligned by the large scale tidal fields [37].

From the observational side, the existence of cosmic

dust has recently been detected by [1]: by using a quasar sample at $z > 1$ and a galaxy sample at $z \sim 0.3$ from the SDSS, the authors find a positive correlation between the redness of the background quasars and the overdensity of the foreground galaxies, up to an angular separation of $\sim 2^\circ$ or, a corresponding projected distance separation of $\sim 20h^{-1}\text{Mpc}$ at $z \sim 0.3$, which indicates the existence of dust correlated with galactic haloes and the LSS. From the brightness of these quasars, the authors also find that the extinction by cosmic dust occurs at a level comparable to the magnification by gravitational lensing. Hence, it is important to take into account of the effect of dust extinction and evaluate its significance for studies of LSS.

In this paper, by using the results from [1], we investigate the effect of dust extinction on the galaxy correlation function, focusing on the anisotropic features it induces, and study how this affects cosmological probes through measurements of the galaxy correlation function such as the Baryon Acoustic Oscillations (BAO) and the linear redshift distortion, e.g. [38–41]. Our calculation accounts for distortion from extinction, as well as that from peculiar motion and lensing.

The outline of the paper is as follows. In §II we derive the formulas used for our calculation, with technical details relegated to the Appendices. In §III, we present and discuss the anisotropic features caused by dust extinction, focusing on a comparison with those by gravitational lensing. The effects of dust extinction on cosmological probes such as BAO and linear redshift distortion are studied in §IV. Finally, we conclude in §V.

II. CALCULATION OF THE DISTORTION

A. Fluctuation of Dust Extinction

The optical depth due to dust extinction to a source at a comoving distance χ away and angular position θ , and at observed wavelength λ_{obs} , takes the form:

$$\tau(\chi, \theta; \lambda_{\text{obs}}) = \int_0^\chi \frac{d\chi'}{(1+z')} \rho_d(\chi', \theta) f(\chi', \lambda_{\text{obs}}), \quad (1)$$

where ρ_d is the proper mass density of dust, and z' is the redshift associated with the comoving radial distance χ' on the light cone, (hereafter, we would use z, χ interchangeably.) Here f is the extinction efficiency – more precisely, $\rho_d f$ gives the inverse (proper) mean free path of photons scattered by dust. For simplicity, we assume the intrinsic dust extinction properties do not fluctuate spatially – namely, f is a constant at fixed rest-frame wavelength. Thus fluctuations in the optical depth arise entirely from fluctuations in dust density. Subtracting the mean optical depth from the above expression, we have

$$\delta\tau(\chi, \theta; \lambda_{\text{obs}}) = \int_0^\chi \frac{d\chi'}{(1+z')} \bar{\rho}_d(\chi') \delta_d(\chi', \theta) f(\chi', \lambda_{\text{obs}}), \quad (2)$$

where $\bar{\rho}_d(\chi')$ is the mean dust density at χ' and $\delta_d(\chi', \theta)$ is the fractional overdensity of dust. We will discuss how the evolution of $\bar{\rho}_d$ is modeled below. See [42] for a more detailed discussion.

B. Corrections to the Correlation Function

When the effects from peculiar velocities, gravitational lensing and dust extinction are all taken into account, we find that, to first order in perturbations, the observed galaxy overdensity δ_{obs} is related to its intrinsic counterpart δ_g by the following

$$\delta_{\text{obs}} = \delta_g + \delta_v + \delta_\mu + \delta_e, \quad (3)$$

where δ_v , δ_μ , and δ_e are corrections from the peculiar velocity, gravitational lensing and dust extinction respectively, and they are given by

$$\delta_v = -\frac{(1+z)}{H(z)} \frac{\partial v_\parallel}{\partial \chi}, \quad (4)$$

$$\delta_\mu = [5s(z) - 2]\kappa, \quad (5)$$

$$\delta_e = -2.5s(z)\delta\tau, \quad (6)$$

where v_\parallel is the line-of-sight peculiar velocity, positive if pointing away from us, $H(z)$ is the Hubble expansion rate at the redshift of observation z , κ is the lensing convergence, $\delta\tau$ is, as before, the fluctuation of the extinction optical depth, $s(z)$ is the factor that describes how the distribution of a galaxy sample is modified by the changes in the individuals' fluxes. Note the two terms containing $s(z)$ in Eqn (5) and Eqn (6) have opposite signs, which just indicates the opposite effects from dust extinction and gravitational magnification. For a sharp faint-end cutoff selection of the galaxy sample, $s(z)$ (henceforth referred to as the number count slope) is given by

$$s(z) = \left. \frac{d \log_{10} \bar{n}_{\text{obs}}(z, < m)}{dm} \right|_{m=m_{\text{max}}}, \quad (7)$$

where $\bar{n}_{\text{obs}}(z, < m)$ is the observed mean of the number density of the galaxies that are brighter than magnitude m , and m_{max} is the limiting magnitude for the sample. For a more general sample selection, the expression for $s(z)$ is given in Appendix A, where details of our derivation for the above results are presented. We have suppressed the position dependence of (χ, θ) on both sides of Eqn (3), also for v_\parallel , κ , and $\delta\tau$, and the wavelength dependence of λ_{obs} , the characteristic wavelength of the filter, for $\delta\tau$. Note, in our derivation of δ_v , we have adopted the distant observer approximation and restricted ourselves to sub-horizon scales [21, 26, 43]. Throughout this paper, we would assume the universe is flat, and set the speed of light $c = 1$.

The observed galaxy correlation function $\xi_{\text{obs}}(\chi_1, \theta_1; \chi_2, \theta_2) \equiv \langle \delta_{\text{obs}}(\chi_1, \theta_1) \delta_{\text{obs}}(\chi_2, \theta_2) \rangle$ is then given as a sum of 16 terms

$$\xi_{\text{obs}}(1; 2) = \sum_{a,b} \xi_{ab}(1; 2), \quad (8)$$

where we use 1, 2 as shorthands for $(\chi_1, \boldsymbol{\theta}_1)$, $(\chi_2, \boldsymbol{\theta}_2)$, “a, b” stand for any of “g, v, μ , e”, and $\xi_{ab}(1; 2) \equiv \langle \delta_a(1) \delta_b(2) \rangle$. The detailed results are presented in Appendix B. Here, we make a further simplification of the results: we assume the radial separation between the two galaxies is much smaller than their mean comoving radial distance from us $\bar{\chi}$ (i.e. the distant observer approximation), and everything evaluated at χ_i , with $i = 1, 2$, can be calculated by expanding around $\bar{\chi}$, and keeping only the contributions that are lowest order in $|\chi_i - \bar{\chi}|$. In the following, we give the contributions to $\xi_{\text{obs}}(1; 2)$ with this simplification.

First, the intrinsic galaxy correlation function is given by

$$\xi_{gg} = \int \frac{d^3 k}{(2\pi)^3} e^{i\mathbf{k} \cdot (\mathbf{x}_1 - \mathbf{x}_2)} P_{gg}(k, \bar{z}), \quad (9)$$

where we suppress the dependence of (1; 2) for ξ_{gg} , same for the ξ_{abs} given below, \mathbf{x}_i is the position vector for $(\chi_i, \boldsymbol{\theta}_i)$, and $P_{gg}(k, \bar{z})$ is the galaxy power spectrum at \bar{z} , with \bar{z} the redshift corresponding to $\bar{\chi}$.

Second, when the effect from peculiar velocities is accounted for, ξ_{obs} has the following corrections

$$\xi_{gv} + \xi_{vg} = 2\bar{f}_D \int \frac{d^3 k}{(2\pi)^3} e^{i\mathbf{k} \cdot (\mathbf{x}_1 - \mathbf{x}_2)} (\hat{k} \cdot \hat{z})^2 P_{gm}(k, \bar{z}), \quad (10)$$

$$\xi_{vv} = \bar{f}_D^2 \int \frac{d^3 k}{(2\pi)^3} e^{i\mathbf{k} \cdot (\mathbf{x}_1 - \mathbf{x}_2)} (\hat{k} \cdot \hat{z})^4 P_{mm}(k, \bar{z}), \quad (11)$$

where $\bar{f}_D = f_D(\bar{z})$, with $f_D \equiv d \ln D / d \ln a$, here D is the linear growth factor of matter perturbation, and a is the scale factor of the universe, \hat{k} , \hat{z} are unit vectors pointing respectively in the direction of \mathbf{k} and to the center of the galaxy sample, and P_{gm}, P_{mm} in turn are the galaxy-matter power spectrum and matter power spectrum. Note we have used the plane-parallel approximation, which assumes the line-of-sight to all the galaxies are the same, parallel to \hat{z} . The results given here agree with the literature on the famous Kaiser’s effect [26]—the distortion by coherent bulk motions on large scales (in the linear regime), and we neglect the fingers-of-god effect [44]—the distortion by random motions within collapsed haloes (on small scales). For convenience, the sum of ξ_{gg} , $\xi_{gv} + \xi_{vg}$ and ξ_{vv} can be calculated equivalently by using the formulas given in [27] or [21].

Third, when magnification bias is in addition included, ξ_{obs} has the following extra corrections

$$\xi_{g\mu} + \xi_{\mu g} = \frac{3}{2} \Omega_m H_0^2 (5\bar{s} - 2) (1 + \bar{z}) |\chi_2 - \chi_1| \times \int \frac{d^2 k_\perp}{(2\pi)^2} e^{i\mathbf{k}_\perp \cdot \bar{\chi}(\boldsymbol{\theta}_1 - \boldsymbol{\theta}_2)} P_{gm}(k_\perp, \bar{z}), \quad (12)$$

$$\xi_{\mu\mu} = \left[\frac{3}{2} \Omega_m H_0^2 (5\bar{s} - 2) \right]^2 \int_0^{\bar{\chi}} d\chi \chi^2 \left(1 - \frac{\chi}{\bar{\chi}} \right)^2 \times (1 + z)^2 \int \frac{d^2 k_\perp}{(2\pi)^2} e^{i\mathbf{k}_\perp \cdot \chi(\boldsymbol{\theta}_1 - \boldsymbol{\theta}_2)} P_{mm}(k_\perp, z), \quad (13)$$

where Ω_m is the matter density parameter, H_0 is the Hubble constant, $\bar{s} = s(\bar{z})$, and \mathbf{k}_\perp is the component of \mathbf{k} transverse to \hat{z} . We have used the Limber approximation, which makes $\xi_{v\mu}$ and $\xi_{\mu v}$ vanish.

Finally, with dust extinction, the following terms should be added to ξ_{obs}

$$\xi_{ge} + \xi_{eg} = -2.5\bar{s}(1 + \bar{z})^{-1} \bar{\rho}_d(\bar{z}) f(\bar{z}, \lambda_{\text{obs}}) \times \int \frac{d^2 k_\perp}{(2\pi)^2} e^{i\mathbf{k}_\perp \cdot \bar{\chi}(\boldsymbol{\theta}_1 - \boldsymbol{\theta}_2)} P_{gd}(k_\perp, \bar{z}), \quad (14)$$

where P_{gd} is the galaxy-dust power spectrum. The dependence of $(1 + \bar{z})^{-1}$ (the scale factor at \bar{z}) comes from converting comoving distance to proper distance in the calculation for $\delta\tau$. As before, we have used the Limber approximation, which also makes ξ_{ve} and ξ_{ev} vanish. We would neglect the corrections from $\xi_{\mu e}$ (or $\xi_{e\mu}$) and ξ_{ee} , the rationale being that extinction is a relatively small effect, and so these corrections are small compared to the corrections we are keeping, i.e. $\xi_{ee} \ll \xi_{ge}$ and $\xi_{\mu e} \ll \xi_{\mu g}$.

With our approximation and the symmetry these terms exhibit, their dependence on (1; 2) can be simplified, which we summarize as follows: besides \bar{z} , ξ_{gg} depends only on the distance between the two points $r = |\mathbf{x}_1 - \mathbf{x}_2|$, $\xi_{\mu\mu}$ and $(\xi_{ge} + \xi_{eg})$ depend only on the transverse separation $\delta x_\perp = |\bar{\chi}(\boldsymbol{\theta}_1 - \boldsymbol{\theta}_2)|$, while all others depend on both δx_\perp and the line-of-sight separation $\delta\chi = |\chi_1 - \chi_2|$. In particular, note how the magnification and extinction distortions have different shapes: $\xi_{g\mu} + \xi_{\mu g}$ exhibits the characteristic lensing-induced linear scaling with the line-of-sight separation $\delta\chi$, while $\xi_{ge} + \xi_{eg}$ does not depend on it at all. We assume constant galaxy bias b_g when calculating P_{gg} and P_{gm} , i.e. $P_{gg} = b_g^2 P_{mm}$ and $P_{gm} = b_g P_{mm}$, and we use the transfer function given by [45] and the non-linear prescription given by [46] to calculate P_{mm} .

C. The Extinction Corrections

To calculate the extinction corrections, we make use of the recent SDSS observational results by [1], where a positive correlation between the color (g-i) excess of the background quasars and the angular overdensity of the foreground galaxies is found, up to an angular separation of $\simeq 100'$, which suggests the existence of cosmic dust, and by using an extinction curve given by the functional form of [47] with $R_V = 3.1$, the one for the standard interstellar dust in the Galactic disk, the result is converted to the following extinction-galaxy cross-correlation

$$\langle A_V(\boldsymbol{\theta}_1) \delta_g^{2D}(\boldsymbol{\theta}_2) \rangle = 2.4 \times 10^{-3} \left(\frac{|\boldsymbol{\theta}_1 - \boldsymbol{\theta}_2|}{1'} \right)^{-0.84}, \quad (15)$$

where A_V is the V-band extinction from the dust between the observer and the quasars, and δ_g^{2D} is the angular (2D) overdensity of the galaxies.

With our formulation, the correlation between A_V and δ_g^{2D} can be calculated by

$$\begin{aligned} & \langle A_V(\boldsymbol{\theta}_1) \delta_g^{2D}(\boldsymbol{\theta}_2) \rangle \\ &= \frac{2.5}{\ln 10} \int_0^{z_q} dz (1+z)^{-1} \bar{\rho}_d(z) f(z, \lambda_V) \times \\ & \quad \frac{\bar{n}(z)}{\bar{n}^{2D}} \int \frac{d^2 k_\perp}{(2\pi)^2} e^{i\mathbf{k}_\perp \cdot \chi(\boldsymbol{\theta}_1 - \boldsymbol{\theta}_2)} P_{gd}(k_\perp, z), \end{aligned} \quad (16)$$

where z_q is the redshift of the quasars, $\bar{n}(z)$ is the redshift distribution of the galaxies with the normalization of \bar{n}^{2D} , their mean surface density, and we have used the Limber approximation. Note A_V is defined as $A_V \equiv 2.5\tau_V/\ln 10$. In [1], the galaxies' redshift distribution peaks around the mean redshift at $z_* = 0.36$, hence we would make the approximation of $\bar{n}(z)/\bar{n}^{2D} \rightarrow \delta(z - z_*)$. Considering $z_q > z_*$, we get

$$\begin{aligned} & \langle A_V(\boldsymbol{\theta}_1) \delta_g^{2D}(\boldsymbol{\theta}_2) \rangle \\ & \sim \frac{2.5}{\ln 10} (1+z_*)^{-1} \bar{\rho}_d(z_*) f(z_*, \lambda_V) \times \\ & \quad \int \frac{d^2 k_\perp}{(2\pi)^2} e^{i\mathbf{k}_\perp \cdot \chi_*(\boldsymbol{\theta}_1 - \boldsymbol{\theta}_2)} P_{gd}(k_\perp, z_*), \end{aligned} \quad (17)$$

where χ_* is the comoving radial distance corresponding to z_* .

Comparing Eqn (17) with Eqn (14), we find when $\bar{z} = z_*$, and when $\lambda_{\text{obs}} = \lambda_V$,

$$\xi_{ge} + \xi_{eg} = -\ln 10 \bar{s} \langle A_V(\boldsymbol{\theta}_1) \delta_g^{2D}(\boldsymbol{\theta}_2) \rangle. \quad (18)$$

Thus, the result of [1] can be directly translated into the quantity we are interested in. Of course, this direct translation works only when the mean properties of the galaxies (e.g. redshift, clustering bias and so on) coincide with those used in [1]. We thus need to extrapolate. First, we extrapolate in angle. Keeping everything (e.g. redshift and so on) fixed, the result summarized in Eqn (15) is applicable for angular separations up to $100'$. Beyond that, we assume the shape of the two-point function follows that of matter, in other words that

$$[\xi_{ge} + \xi_{eg}](z_*) \propto \int \frac{d^2 k_\perp}{(2\pi)^2} e^{i\mathbf{k}_\perp \cdot \chi_*(\boldsymbol{\theta}_1 - \boldsymbol{\theta}_2)} P_{mm}(k_\perp, z_*), \quad (19)$$

with a normalization that matches the observed result at $100'$. Next we extrapolate in bias. Since the galaxy sample used in [1] has a clustering bias $\simeq 1$, we multiply Eqn (18) by \bar{b}_g to obtain $\xi_{ge} + \xi_{eg}$ for a different galaxy sample with a mean bias of \bar{b}_g . Lastly, we extrapolate in redshift. Based on Eqn (14), we assume the following redshift scaling for a fixed comoving transverse separation δx_\perp :

$$[\xi_{ge} + \xi_{eg}](\bar{z}) \propto (1 + \bar{z})^{-1} \bar{\rho}_d(\bar{z}) D(\bar{z})^2. \quad (20)$$

The number count slope \bar{s} and the clustering bias \bar{b}_g should be redshift dependent as well – we will systematically vary these two parameters in the following computations to illustrate the range of possibilities. It should

be stressed that the scaling should also take into account of the redshift dependence of the clustering bias of dust and the extinction efficiency f for a given λ_{obs} (in our case, $\lambda_{\text{obs}} = \lambda_V$). In this paper, without detailed modeling of clustering and extinction properties of the dust, we would simply neglect the z -dependence of both quantities, (we notice that, for f , this is supported by the slowly-varying extinction curve in the visible range, if the dust is like that in the Galactic disk, see e.g. [47].) and hope our procedure of systematically exploring variations in \bar{s} and \bar{b}_g is sufficient to bracket the range of possibilities.

For the redshift dependence of $\bar{\rho}_d$, we follow [42], and assume the dust particles are ejected to the intergalactic medium with a constant yield when new stars are born, so

$$\bar{\rho}_d(z) \propto (1+z)^3 \int_z^{z_s} \frac{\dot{\rho}_{\text{SFR}}(z') dz'}{(1+z')H(z')}, \quad (21)$$

where we set the star formation beginning at redshift $z_s = 10$ [42], and for the cosmic star formation rate (SFR) $\dot{\rho}_{\text{SFR}}$, the mass of baryons that form into star per unit comoving volume per unit proper time, we use the results from [48] after converting to our cosmology according to [49].

III. THE ANISOTROPIC DISTORTION

In this section, we show our results on the extinction distortion of the galaxy correlation function, and compare it with other anisotropic distortions. We first list the values of the parameters used in our calculation. Then by plotting contours of the galaxy correlation function, we explicitly display the anisotropic distortions. The results are then extensively studied in the paragraphs following the italicized titles.

The corrections from dust extinction depend on the properties of galaxy sample through three parameters, λ_{obs} , s and b_g . We have set $\lambda_{\text{obs}} = \lambda_V$ for the calculation in this paper, and for the purpose of illustration, we set $s = 1.5$ and $b_g = 2$, similar to those for the SDSS Luminous Red Galaxies (LRGs) [50]. We discuss the dependence of the results on these parameters at the end of this section. For the cosmological model, we choose it to be the best-fit flat Λ CDM model from the WMAP 7-year results that has: matter density $\Omega_m = 0.27$, baryon density $\Omega_b = 0.045$, Hubble constant $h = 0.71$, normalization of the power spectrum $\sigma_8 = 0.8$, and the spectral index $n_s = 0.96$ [51].

In Figure 1, we show the contours of galaxy correlation function after dividing by b_g^2 at $\bar{z} = 0.36$. The dotted lines in the upper three panels are for the intrinsic galaxy correlation function ξ_{gg} , while those in the lower three panels include redshift distortion as well. In each row, from left to right, the solid lines are the results with dust extinction, magnification bias, and both dust extinction and magnification bias added in, compared to the dotted

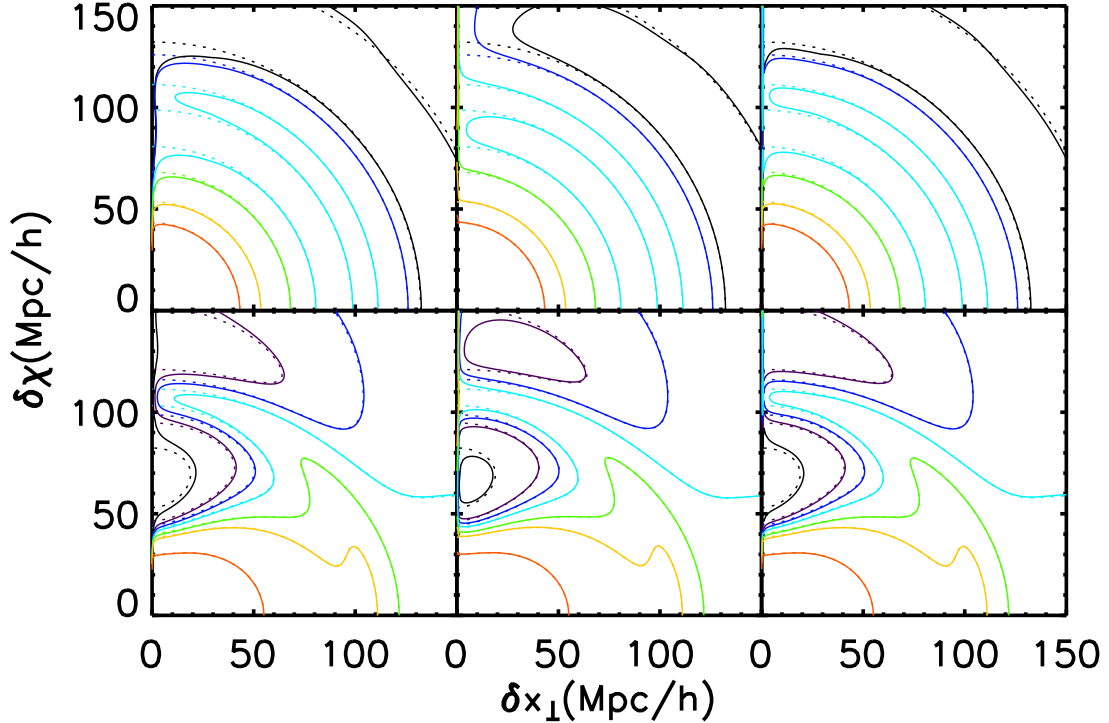


FIG. 1: Contours of the galaxy correlation function divided by b_g^2 at $\bar{z} = 0.36$. $\delta\chi$ and δx_\perp are the line-of-sight and transverse separations respectively. Dotted lines in the upper three panels are for the intrinsic galaxy correlation function, while those in the lower three panels include redshift distortion as well. In each row, from left to right, the solid lines are the same with the dotted lines except that dust extinction, magnification bias, and both dust extinction and magnification bias are respectively added in. The colors from black through the rainbow to red represent contour levels at $(-1.5 \times 10^{-4}, 0, 0.001, 0.002, 0.005, 0.01)$ in the upper three panels, and $(-0.002, -0.001, -0.0005, 0, 0.001, 0.002, 0.01)$ in lower three panels.

lines. So by comparing the solid lines with dotted lines in the left two panels, we can see distortions caused by dust extinction to the intrinsic galaxy correlation function with redshift distortion included (lower panel) or not (upper panel), similar for the middle and the right two panels, where the distortions caused by magnification bias and the combined effect of magnification bias and dust extinction can be seen.

The Extinction Anisotropy. The upper left panel explicitly shows that dust extinction introduces anisotropy to the galaxy correlation function in the $(\delta x_\perp, \delta\chi)$ plane, as is expected from our calculation: Eqn (14) depends only on δx_\perp , as a result of Limber approximation. For a given δx_\perp , since the amplitude of the intrinsic correlation generally decreases when $\delta\chi$ (or r) increases, while the extinction corrections remain the same, this leads to a bigger effect of dust extinction at a larger $\delta\chi$ (or r). Similarly, for a given r , since the amplitude of the extinction corrections generally increases when δx_\perp decreases, while the intrinsic correlation remains the same, a larger effect of dust extinction is expected at smaller δx_\perp , or when the alignment of the separation is closer to the line of sight (LOS). Therefore, the distortion by dust extinction is expected to be most significant at large separations along the LOS, which agrees with our findings

in the upper left panel of Figure 1.

Comparison with Magnification Bias. The upper middle panel of Figure 1 allows us to make a comparison of the extinction anisotropy with that from the magnification bias, which has been well studied by earlier works, e.g. [34, 35]. Same as dust extinction, the effect of magnification bias is also more important when the (LOS) separation is larger and the alignment of the separation is closer to the LOS. In a similar way as before, this can be understood by the following: for a given δx_\perp , in general, the amplitude of the total corrections from magnification bias increases when $\delta\chi$ increases, ($\xi_{\mu\mu}$ remains the same, $\xi_{g\mu} + \xi_{\mu g}$ increases linearly with $\delta\chi$), while that for the intrinsic correlation decreases, leading to a bigger effect of magnification bias at a larger $\delta\chi$; for a given r , the amplitude of the total corrections generally increases when δx_\perp decreases, while the intrinsic correlation remains the same, leading to a bigger effect at a smaller δx_\perp , see also [34, 35]. However, different from dust extinction, the anisotropy from magnification bias has opposite features—the contours are distorted to the opposite sides of their intrinsic locations.

An examination of Eqn (12) and Eqn (14) tells us that $(\xi_{g\mu} + \xi_{\mu g})$ and $(\xi_{ge} + \xi_{eg})$ have similar expressions: both are given as a 2D integral of the matter power spectrum

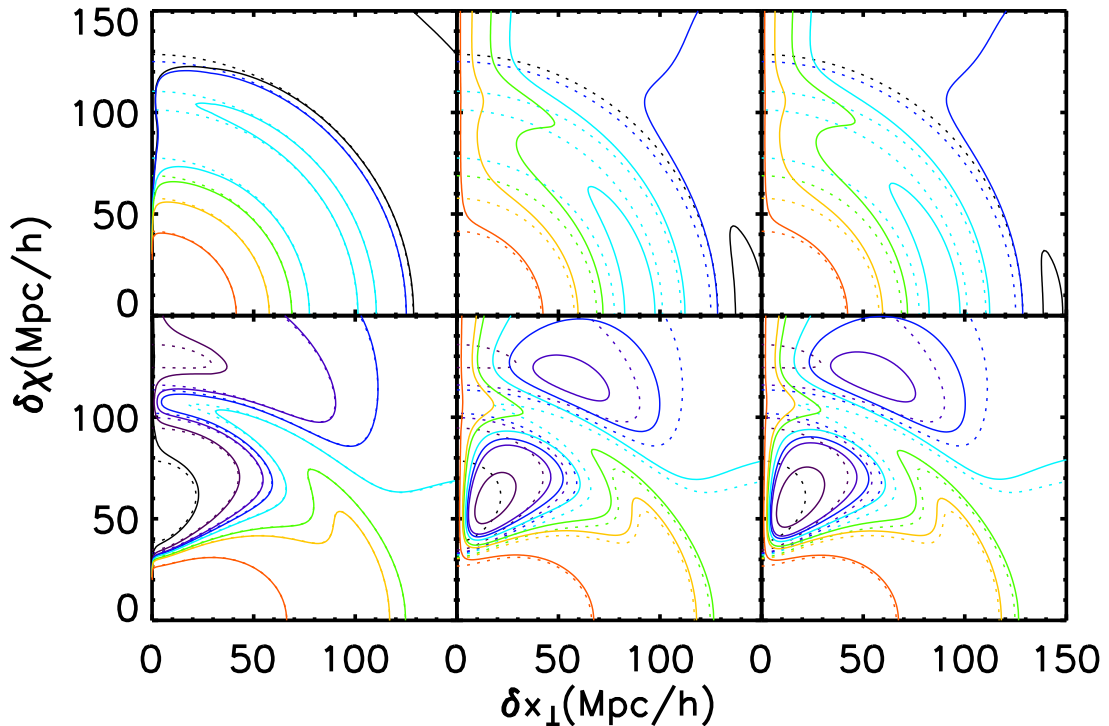


FIG. 2: Same as Figure 1 but for $\bar{z} = 2$. The colors from black through the rainbow to red represent contour levels at $(-3 \times 10^{-5}, 0, 0.0003, 0.0005, 0.001, 0.003)$ in the upper three panels, and $(-0.001, -0.0005, -0.00025, -0.00015, 0, 0.0003, 0.0005, 0.002)$ in lower three panels.

(note we assume constant bias for both the galaxies and the dust) multiplied by a factor. This is the result of the fact that both κ and $\delta\tau$ are weighted integrals of fluctuations along the LOS, and that we adopt Limber approximation in the calculation. There are two differences between the two: first, magnification bias has the characteristic linear dependence on the LOS separation $\delta\chi$ from lensing; second dust extinction has a dependence on the observed wavelength. These differences can be exploited to separate out the two effects from data.

For magnification bias, the sign of the overall multiplicative factor is determined by $(5s - 2)$, while for dust extinction, it is always negative. With our choice of $s = 1.5$, $(5s - 2) = 5.5 > 0$, so $(\xi_{g\mu} + \xi_{\mu g})$ and $(\xi_{ge} + \xi_{eg})$ always have opposite signs in our calculation. Since the correction from $\xi_{\mu\mu}$ is less important at a lower redshift compared with those from $(\xi_{g\mu} + \xi_{\mu g})$ [35], the analysis here explains the opposite anisotropic features from magnification bias and dust extinction throughout the displayed regions in Figure 1. Specifically, with our choice of cosmology, the 2D integral of matter power spectrum is positive when $\delta x_{\perp} \lesssim 115h^{-1}\text{Mpc}$, and negative otherwise. It is the same for the sign of $(\xi_{g\mu} + \xi_{\mu g})$, while the opposite holds true for that of $(\xi_{ge} + \xi_{eg})$. Therefore, the contours are distorted to where ξ_{gg} has larger (smaller) values by dust extinction (magnification bias) when $\delta x_{\perp} \lesssim 115h^{-1}\text{Mpc}$, and to where ξ_{gg} has smaller

(larger) values when $\delta x_{\perp} \gtrsim 115h^{-1}\text{Mpc}$.

Combination with Magnification Bias. Due to the canceling effect between dust extinction and magnification bias in our calculation, we can see from the upper right panel that the anisotropy from the combination of these two is weakened to some extent, with the final features dominated by those from dust extinction.

Including Redshift Distortion. Since in redshift space, the most significant anisotropic features in the galaxy correlation function are caused by redshift distortion, we replot the upper three panels of Figure 1 in the lower three ones by including redshift distortion in all the contours, for a more realistic view of the anisotropies we saw before. According to the prediction of the Kaiser's effect, which is represented by the dotted lines in the lower three panels, the galaxy correlation function has a quadrupole and a hexadecapole component of anisotropy [21, 27], with the magnitudes controlled by the linear redshift distortion parameter $\beta \equiv f/b_g$. Comparing the dotted lines with the solid lines, we can see that, same as before, dust extinction distorts the contours to where they had larger values for most of the displayed regions, while magnification bias does the opposite, so the distortions from their combination are reduced, with the final results still dominated by dust extinction. Along each contour, dust extinction would be more important where δx_{\perp} is smaller, while magnification bias would be more

important where both $\delta\chi$ is larger and δx_\perp is smaller.

Dependence on Redshift. To see the redshift dependence of the anisotropic features, we show the above contours for a higher redshift $\bar{z} = 2$ in Figure 2. For dust extinction, its relative importance to the intrinsic correlation scales with redshift approximately by a factor of $(1 + \bar{z})^{-1}\bar{\rho}_d(\bar{z})$, see Eqn (20), which, according to our model for the evolution of dust, increases with redshift until $\bar{z} \simeq 1.2$, where it has a $\sim 60\%$ increase from its value at $\bar{z} = 0.36$, then decreases gradually. At $\bar{z} = 2$, the factor is $\sim 30\%$ larger than at $\bar{z} = 0.36$, so the extinction anisotropy shown in the upper left panel of Figure 2 gets slightly stronger.

At the same time, the relative importance of magnification bias to the intrinsic correlation also becomes larger, as can be directly seen from the much stronger anisotropy shown in the upper middle panel. Both the corrections from $(\xi_{g\mu} + \xi_{\mu g})$ and that from $\xi_{\mu\mu}$ become more important at a higher redshift: for the former, its ratio to ξ_{gg} scales with \bar{z} roughly by $(1 + \bar{z})$, hence increases with \bar{z} ; for the latter, the ratio also increases, for $\xi_{\mu\mu}$ increases as a sum along a longer LOS, while ξ_{gg} decreases. The latter also becomes more important compared to the former, see [35], so, different from at the low redshift, the total corrections for $\delta x_\perp \gtrsim 115h^{-1}\text{Mpc}$ at $\bar{z} = 2$ is now also positive, and all the displayed contours are distorted to where ξ_{gg} has smaller values. At this high redshift, the combination of dust extinction and magnification bias is absolutely dominated by magnification bias, with its effect mildly weakened by dust extinction when $\delta x_\perp \lesssim 115h^{-1}\text{Mpc}$, while strengthened when $\delta x_\perp \gtrsim 115h^{-1}\text{Mpc}$. Similar results hold when redshift distortion is included.

Dependence on Galaxy Sample. Finally, we discuss the dependence of the anisotropic features on the properties of the galaxy sample. For dust extinction, the anisotropy depends on the ratio of s to b_g , and is stronger for galaxy samples with larger s or smaller b_g . For magnification bias, the anisotropy is controlled by the factor of $(5s - 2)/b_g$, which vanishes for $s = 0.4$ where $(5s - 2)$ switches sign. In our calculation, had we chosen $s < 0.4$, $(\xi_{g\mu} + \xi_{\mu g})$ would have the same sign as $(\xi_{ge} + \xi_{eg})$, and the combination of magnification bias and dust extinction would instead add to each other at the low redshift. The anisotropy from redshift distortion is known to be controlled by β that depends on the sample through $1/b_g$. So for galaxy samples with different s and b_g , the relative importance of these anisotropic effects would be different. Besides s and b_g , the anisotropy from dust extinction in addition depends on the bandpass used to observe the sample. The shorter wavelength the bandpass allows, the more extinction the dust particles cause, and the stronger the anisotropy would be. Altogether, the different dependence on the sample parameters of these anisotropic effects provide an opportunity to potentially isolate them from one another.

IV. EFFECTS ON COSMOLOGICAL PROBES

In this section, we study the effect of dust extinction on cosmological probes through measurements of the galaxy correlation function. We consider two of these: one is the BAO peak, which serves as a standard ruler and probes the geometry of the universe, the other is the linear redshift distortion parameter β , which directly probes the growth rate of the universe's structure.

A. The BAO Peak

The BAO peak has been detected from the monopole of the galaxy correlation function, i.e. the average over the alignment of the separation vector, see e.g. [5, 7, 9, 52]. In Figure 3, by identifying the BAO peak as a local maximum in the monopole of ξ_{obs} , we show the fractional shift of the peak location $\Delta r_{\text{BAO}}/r_{\text{BAO}}$ caused by dust extinction (the solid lines), and for comparison, by magnification bias (the dotted lines) and the combination of the two (the dashed lines). The results are given for three different redshifts: $z = 0.36$ (upper panels), $z = 1$ (middle panels) and $z = 2$ (lower panels). In Figure 3(a), we vary s and keep $b_g = 2$, while in Figure 3(b), we vary b_g and keep $s = 1.5$. Note redshift distortion is included when we calculate all the monopoles, which by itself does not shift the monopole BAO peak according to the prediction of the Kaiser's effect [21, 26, 27].

The scale-dependent correction to the monopole from dust extinction shifts r_{BAO} to larger values. This is understandable, since, as a negative but increasing component, the correction would shift the local maximum to the right. The shift is larger when s is larger or b_g is smaller, consistent with our analysis above for the extinction distortion. As a positive but decreasing component, the correction from magnification bias shifts r_{BAO} to smaller values, except at low redshift and when $s < 0.4$, and the shift is larger when $|5s - 2|$ is larger or b_g is smaller. Dust extinction tends to act in the opposite direction, so the combination of dust extinction and magnification bias helps to reduce the shift in r_{BAO} , except at low redshift and when $s < 0.4$. For most of the cases, the much stronger redshift evolution of the effect from magnification bias, compared to that for dust extinction, makes the latter negligible at high redshift, though it is the dominating effect at low redshift. However, the fractional shift of r_{BAO} by dust extinction is on the order of 10^{-4} , which makes it unlikely to be an important factor for probes of the monopole BAO peak even at low redshift.

There has been a claimed detection of the BAO peak from the LOS galaxy correlation function by [50], which was disputed by [53]. The issue is subtle: [54] showed using a large set of simulations that even for the *monopole* correlation function, the BAO peak detection is only marginal; yet, useful cosmological constraints can be inferred once combined with external data. Indeed, the LOS measurements of [50] and [53] are consistent with

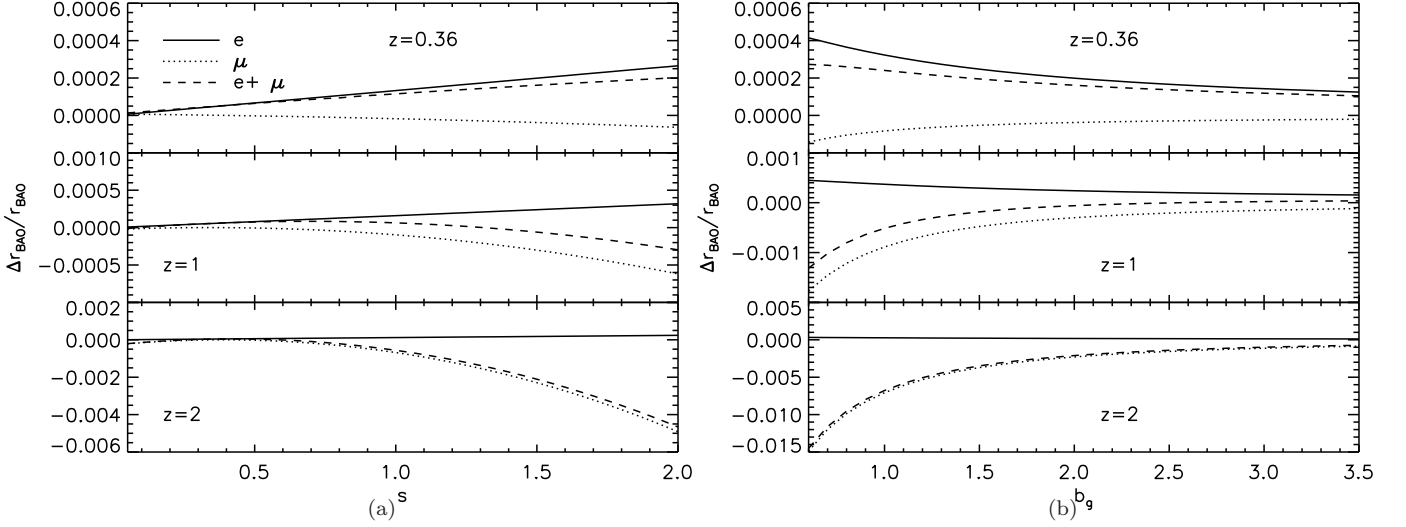


FIG. 3: Fractional shift of the BAO peak from the monopole of the galaxy correlation function by dust extinction (the solid lines, labeled by “ e ”), magnification bias (the dotted lines, labeled by “ μ ”) and their combined effects (the dashed lines, labeled by “ $e + \mu$ ”). In Figure 3(a), we keep b_g at our default choice of $b_g = 2$ and vary s , while in Figure 3(b), we set s at the default value of 1.5 and vary b_g . From top to bottom, the three panels in both figures are for $z = 0.36$, $z = 1$ and $z = 2$ respectively. Note redshift distortion is included in the calculation for all the monopoles, which by itself does not shift the monopole BAO peak according to the prediction of the Kaiser’s effect [21, 26, 27].

each other. It is the interpretation (of how the data should be used) that differs. For our purpose in this paper, it suffices to note that the dust extinction correction has no LOS dependence and so would not shift the LOS BAO peak at all.

B. Redshift Distortion

According to the prediction of the Kaiser’s effect [21, 26, 27], the redshift distortion parameter β can be inferred from the anisotropy of the galaxy correlation function through [27]

$$\frac{\xi_2(r)}{\xi_0(r) - \bar{\xi}_0(r)} = \frac{\frac{4}{3}\beta + \frac{4}{7}\beta^2}{1 + \frac{2}{3}\beta + \frac{1}{5}\beta^2}, \quad (22)$$

where ξ_0 and ξ_2 are the monopole and quadrupole of ξ_{obs} , and $\bar{\xi}_0$ is the volume average of ξ_0 , given by

$$\bar{\xi}_0(r) = \frac{3}{r^3} \int_0^r \xi_0(r') r'^2 dr'. \quad (23)$$

However, when the effects of dust extinction and magnification bias are taken into account, their corrections to the monopole and quadrupole would shift the inferred β from its true value, and moreover, the scale-dependence of the corrections may cause the inferred β to be scale-dependent too. This is what we find in Figure 4, where the fractional changes in β caused by dust extinction (the solid lines), magnification bias (the dotted lines) and their combination (the dashed lines) are presented at $z = 0.36$ (the upper panel), $z = 1$ (the middle panel),

and $z = 2$ (the lower panel) respectively. The results are obtained with our default values: $s = 1.5$ and $b_g = 2$.

As can be seen, the changes by dust extinction and magnification bias are in opposite directions, with β getting bigger for the former and smaller for the latter, so the changes by their combination tend to be reduced. If we define $Q \equiv \xi_2/(\xi_0 - \bar{\xi}_0)$, we find dust extinction introduces $\Delta(\xi_0 - \bar{\xi}_0) > 0$ ($\Delta\xi_0$ increases with r), $\Delta\xi_2 < 0$ ($\Delta\xi$ increases when the alignment of the separation is closer to the transverse), while with the prediction of the Kaiser’s effect, $(\xi_0 - \bar{\xi}_0)$ and ξ_2 are both negative (same as $(\xi_{gg} - \bar{\xi}_{gg})$, see e.g. [27]), so dust extinction leads to $\Delta Q > 0$. When we infer β from Q through Eqn (22), we have $dQ/d\beta > 0$, so this explains why dust extinction causes β to be larger. With $s > 0.4$, magnification bias introduces opposite changes, so the smaller value of the inferred β when magnification bias is included can be understood in a similar way.

Our calculation also shows that the fractional changes by dust extinction are on the order of a few percent, and vary mildly with redshift, while those by magnification bias are on the level of $\sim 1\%$ at $z = 0.36$, but can grow up to $\sim 40\%$ at $z = 2$, which turns it from a sub-dominant effect at low redshift to a dominating effect at high redshift. These fractional changes indicate that both dust extinction and magnification bias would be non-negligible for redshift distortion probes for the purpose of precision cosmology, e.g. [38–41], especially at low redshift for the former and at high redshift for the latter, though the canceling effect between these two helps to reduce these systematics.

Finally, we point out that the scale dependence of the

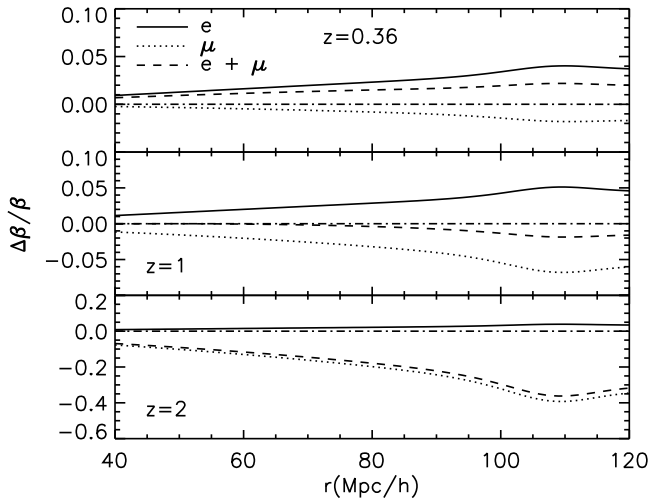


FIG. 4: Fractional changes in the linear redshift distortion parameter β , inferred through Eqn (22), as a function of the distance separation r . The solid lines show the changes caused by dust extinction (labeled by “e”), the dotted lines are those by magnification bias (labeled by “ μ ”), and the dashed lines are by their combination (labeled by “e + μ ”). To see the changes more easily, we also show $\Delta\beta = 0$ using dot-dashed lines. From top to bottom, the three panels are for $z = 0.36$, $z = 1$ and $z = 2$ respectively. The values for s and b_g are set at our default choice.

inferred β may be mistakenly interpreted as an indication for modified gravity, which, different from General Relativity (GR), can give a scale-dependent growth factor, and lead to wrong conclusions for tests of GR through probes of the redshift distortion parameter [55–58], if these systematics are neglected.

V. DISCUSSION

Inhomogeneities in the extinction of the galaxies’ fluxes by cosmic dust, whose existence is recently detected by [1], modify the distribution of a flux-selected galaxy sample. This is similar to what the inhomogeneous magnification of the galaxies’ fluxes by gravitational lensing does to the galaxies’ distribution, but with opposite effect on average. Hence, in addition to the Alcock-Paczynski effect, redshift distortion, magnification bias, dust extinction is a fourth effect that would create an anisotropic distortion to the galaxy correlation function for a flux-limited selection. In this paper, we have studied this extinction distortion to the galaxy correlation function, and evaluated its effect on cosmological probes such as the BAO and the linear redshift distortion.

We use the extinction-galaxy cross correlation found by [1] to calculate the corrections to the galaxy correlation function from dust extinction. We extrapolate their results to larger scales by assuming dust traces galaxies,

and to other redshifts by assuming the evolution of dust follows that of the stars. With the choice of $\lambda_{\text{obs}} = \lambda_V$, $s = 1.5$, $b_g = 2$, we show the anisotropic extinction distortion together with that from magnification bias and redshift distortion in Figure 1 and Figure 2.

We find the distortion by dust extinction alone is most significant along the LOS and at large separations, which is similar to that by magnification bias. Their precise shapes are different though. Lensing induces a correction to the correlation function that rises with the LOS separation, while extinction does not. The correction from dust extinction depends only on the transverse separation δx_\perp , and with our choice of cosmology, it is negative when $\delta x_\perp \lesssim 115h^{-1}\text{Mpc}$, positive otherwise. With our choice of $s > 0.4$, the correction is almost always opposite in sign to that from magnification bias, leading to the opposite anisotropic features seen in the distortions by these two effects. So, the distortion by their combined effect tends to be reduced. The extinction distortion evolves with redshift approximately by $(1 + \bar{z})^{-1}\bar{\rho}_d(\bar{z})$, which is much milder than the evolution of the lensing distortion. At low redshifts ($\bar{z} \lesssim 1$), the extinction distortion tends to be more important than lensing, while the opposite is true at high redshifts.

By identifying the BAO peak as a local maximum, we find the scale-dependent correction from dust extinction to the monopole of the galaxy correlation function shifts the monopole BAO peak to larger scales, but the shift is on the order of 10^{-4} , and it does not change much when varying s , b_g and \bar{z} . At the same time, the scale-independent correction from dust extinction to the LOS correlation function evaluated at a fixed δx_\perp does not shift the LOS BAO peak at all. So for probes of the BAO, dust extinction is probably a negligible effect.

The anisotropic extinction distortion also introduces biases in the linear redshift distortion parameter β , inferred from the monopole and quadrupole of the observed galaxy correlation function according to the prediction of the Kaiser’s effect. We find with dust extinction, the inferred β is bigger than the true value by up to a few percent, and the shift varies mildly with redshift, while with magnification bias ($s > 0.4$), β is smaller than the true value by up to percent level at low redshift ($z \lesssim 1$), but to $\sim 40\%$ at high redshift. This suggests both effects are non-negligible for precision probes of β , especially for extinction at low redshift and lensing at high redshift, though their combination tends to reduce the overall shift in β . With these two effects, the inferred β also becomes scale-dependent, which should be taken into account for tests of GR through the scale-dependence of β (the growth factor). Our analysis on β can be extended to Fourier space. It is possible that the changes in β in Fourier space would be smaller, as suggested by earlier works of [36], who find that, for magnification bias, its impact on galaxy correlation is less severe in Fourier space than in real space. However, we would leave a rigorous study for future work.

The extinction distortion (extinction correction nor-

malized by the intrinsic galaxy correlation) scales with the properties of the galaxy sample as s/b_g , so it is more significant for galaxy samples with larger s or smaller b_g , and it also depends on λ_{obs} , the bandpass used to observe the sample, shorter λ_{obs} , stronger distortion. This is different from the distortion by magnification bias, which depends on $(5s - 2)/b_g$, and has no dependence on λ_{obs} . Moreover, these two distortions have different shapes, with lensing exhibiting the signature linear dependence on the LOS separation, while extinction depends exclusively on the transverse separation. These differences can be used to separate the two effects, to allow a simultaneous study of both the cosmic extinction and the cosmic magnification [59], which we hope to explore in future

work.

Acknowledgments

We thank Jörg Dietrich and Guilin Liu for helpful discussions, and Zoltán Haiman, Dragan Huterer for useful comments on the manuscript. W.F. is supported by the NSF under contract AST-0807564, and by the NASA under contract NNX09AC89G. L.H. is supported by the DOE DE-FG02-92-ER40699 and the NASA NNX10AH14G.

-
- [1] B. Menard, R. Scranton, M. Fukugita and G. Richards, *Mon. Not. Roy. Astron. Soc.* **405**, 1025 (2009), [arXiv:0902.4240].
 - [2] The 2DFGRS, M. Colless *et al.*, *Mon. Not. Roy. Astron. Soc.* **328**, 1039 (2001), [arXiv:astro-ph/0106498].
 - [3] M. Colless *et al.*, arXiv:astro-ph/0306581.
 - [4] SDSS, D. G. York *et al.*, *Astron. J.* **120**, 1579 (2000), [arXiv:astro-ph/0006396].
 - [5] SDSS, D. J. Eisenstein *et al.*, *Astrophys. J.* **633**, 560 (2005), [arXiv:astro-ph/0501171].
 - [6] T. Okumura *et al.*, *Astrophys. J.* **676**, 889 (2008), [arXiv:0711.3640].
 - [7] A. Cabre and E. Gaztanaga, *Mon. Not. Roy. Astron. Soc.* **393**, 1183 (2009), [arXiv:0807.2460].
 - [8] A. G. Sanchez, M. Crocce, A. Cabre, C. M. Baugh and E. Gaztanaga, arXiv:0901.2570.
 - [9] E. A. Kazin *et al.*, *Astrophys. J.* **710**, 1444 (2010), [arXiv:0908.2598].
 - [10] C.-H. Chuang, Y. Wang and M. D. P. Hemantha, arXiv:1008.4822.
 - [11] The 2dFGRS, S. Cole *et al.*, *Mon. Not. Roy. Astron. Soc.* **362**, 505 (2005), [arXiv:astro-ph/0501174].
 - [12] G. Huetsi, *Astron. Astrophys.* **449**, 891 (2006), [arXiv:astro-ph/0512201].
 - [13] G. Huetsi, *Astron. Astrophys.* **459**, 375 (2006), [arXiv:astro-ph/0604129].
 - [14] SDSS, M. Tegmark *et al.*, *Phys. Rev.* **D74**, 123507 (2006), [arXiv:astro-ph/0608632].
 - [15] W. J. Percival *et al.*, *Astrophys. J.* **657**, 51 (2007), [arXiv:astro-ph/0608635].
 - [16] W. J. Percival *et al.*, *Astrophys. J.* **657**, 645 (2007), [arXiv:astro-ph/0608636].
 - [17] W. J. Percival *et al.*, *Mon. Not. Roy. Astron. Soc.* **381**, 1053 (2007), [arXiv:0705.3323].
 - [18] W. J. Percival *et al.*, *Mon. Not. Roy. Astron. Soc.* **401**, 2148 (2010), [arXiv:0907.1660].
 - [19] B. A. Reid *et al.*, *Mon. Not. Roy. Astron. Soc.* **404**, 60 (2010), [arXiv:0907.1659].
 - [20] C. Alcock and B. Paczynski, *Nature* **281**, 358 (1979).
 - [21] T. Matsubara and Y. Suto, *Astrophys. J.* **470**, L1 (1996), [arXiv:astro-ph/9604142].
 - [22] W. E. Ballinger, J. A. Peacock and A. F. Heavens, *Mon. Not. Roy. Astron. Soc.* **282**, 877 (1996), [arXiv:astro-ph/9605017].
 - [23] L. Hui, A. Stebbins and S. Burles, *Astrophys. J. Lett.* **511**, L5 (1999), [arXiv:astro-ph/9807190].
 - [24] W. Hu and Z. Haiman, *Phys. Rev.* **D68**, 063004 (2003), [arXiv:astro-ph/0306053].
 - [25] M. Davis and P. J. E. Peebles, *Astrophys. J.* **267**, 465 (1983).
 - [26] N. Kaiser, *Mon. Not. Roy. Astron. Soc.* **227**, 1 (1987).
 - [27] A. J. S. Hamilton, *Astrophys. J.* **385**, L5 (1992).
 - [28] R. Scoccimarro, *Phys. Rev. D* **70**, 083007 (2004), [arXiv:astro-ph/0407214].
 - [29] E. L. Turner, J. P. Ostriker and J. R. Gott, III, *Astrophys. J.* **284**, 1 (1984).
 - [30] R. L. Webster, P. C. Hewett, M. E. Harding and G. A. Wegner, *Nature (London)* **336**, 358 (1988).
 - [31] R. Narayan, *Astrophys. J. Lett.* **339**, L53 (1989).
 - [32] E. Gaztañaga, *Astrophys. J.* **589**, 82 (2003), [arXiv:astro-ph/0210311].
 - [33] R. Scranton *et al.*, *Astrophys. J.* **633**, 589 (2005), [arXiv:astro-ph/0504510].
 - [34] T. Matsubara, *Astrophys. J.* **537**, L77 (2000), [arXiv:astro-ph/0004392].
 - [35] L. Hui, E. Gaztanaga and M. LoVerde, *Phys. Rev.* **D76**, 103502 (2007), [arXiv:0706.1071].
 - [36] L. Hui, E. Gaztanaga and M. LoVerde, *Phys. Rev.* **D77**, 063526 (2008), [arXiv:0710.4191].
 - [37] C. M. Hirata, *Mon. Not. Roy. Astron. Soc.* **399**, 1074 (2009), [arXiv:0903.4929].
 - [38] <http://wiggles.swin.edu.au>.
 - [39] <http://cosmology.lbl.gov/BOSS>.
 - [40] <http://bigboss.lbl.gov>.
 - [41] <http://sci.esa.int/euclid>.
 - [42] P. S. Corasaniti, *Mon. Not. Roy. Astron. Soc.* **372**, 191 (2006), [arXiv:astro-ph/0603833].
 - [43] S. Dodelson, *Modern Cosmology* (Academic Press, 2003).
 - [44] J. C. Jackson, *Mon. Not. Roy. Astron. Soc.* **156**, 1P (1972).
 - [45] D. J. Eisenstein and W. Hu, *Astrophys. J.* **496**, 605 (1998), [arXiv:astro-ph/9709112].
 - [46] The Virgo Consortium, R. E. Smith *et al.*, *Mon. Not. Roy. Astron. Soc.* **341**, 1311 (2003), [arXiv:astro-ph/0207664].
 - [47] J. E. O'Donnell, *Astrophys. J.* **422**, 158 (1994).
 - [48] P. Madau and L. Pozzetti, *Mon. Not. Roy. Astron. Soc.* **312**, L9 (2000), [arXiv:astro-ph/9907315].

- [49] C. Porciani and P. Madau, *Astrophys. J.* **548**, 522 (2001), [arXiv:astro-ph/0008294].
- [50] E. Gaztanaga, A. Cabre and L. Hui, *Mon. Not. Roy. Astron. Soc.* **399**, 1663 (2009), [arXiv:0807.3551].
- [51] D. Larson *et al.*, arXiv:1001.4635.
- [52] V. J. Martinez *et al.*, *Astrophys. J.* **696**, L93 (2009), [arXiv:0812.2154].
- [53] E. A. Kazin, M. R. Blanton, R. Scoccimarro, C. K. McBride and A. A. Berlind, *Astrophys. J.* **719**, 1032 (2010), [arXiv:1004.2244].
- [54] A. Cabré and E. Gaztanaga, *Mon. Not. Roy. Astron. Soc.* **412**, L98 (2011), [arXiv:1011.2729].
- [55] V. Acquaviva, A. Hajian, D. N. Spergel and S. Das, *Phys. Rev. D* **78**, 043514 (2008), [arXiv:0803.2236].
- [56] V. Acquaviva and E. Gawiser, arXiv:1008.3392.
- [57] P. Zhang, M. Liguori, R. Bean and S. Dodelson, *Phys. Rev. Lett.* **99**, 141302 (2007), [arXiv:0704.1932].
- [58] P. Zhang, R. Bean, M. Liguori and S. Dodelson, arXiv:0809.2836.
- [59] P. Zhang and U.-L. Pen, *Phys. Rev. Lett.* **95**, 241302 (2005), [arXiv:astro-ph/0506740].
- [60] C. Bonvin, R. Durrer and M. A. Gasparini, *Phys. Rev. D* **73**, 023523 (2006), [arXiv:arXiv:astro-ph/0511183].
- [61] L. Hui and P. B. Greene, *Phys. Rev. D* **73**, 123526 (2006), [arXiv:arXiv:astro-ph/0512159].
- [62] C. Bonvin, *Phys. Rev. D* **78**, 123530 (2008), [arXiv:0810.0180].

APPENDIX A

In this Appendix, we give our derivation for the observed galaxy overdensity in the presence of peculiar velocities, gravitational lensing and dust extinction, as given by Eqn (3)-(6) in §II B.

Suppose we are making observations in a smooth universe without dust, and galaxies can be thought of as test particles that are at rest on the comoving grid, the number of galaxies we observe whose positions are within the comoving volume element around (χ_g, θ_g) with a radial extent $d\chi_g$ and an angular extent $d^2\theta_g$, and whose fluxes are within the range of $[f_g^{\lambda_g}, f_g^{\lambda_g} + df_g^{\lambda_g}]$ is $\Phi_g(\chi_g, \theta_g; f_g^{\lambda_g}) \chi_g^2 d\chi_g d^2\theta_g df_g^{\lambda_g}$. Here, the observed flux f_g is labeled by the source rest-frame wavelength λ_g , while its dependence on the observer rest-frame wavelength λ_{obs} is omitted, because in the following, we are about to compare this hypothetical observation with the real observation, while λ_{obs} is the same for the both (same filter), λ_g is not. Note, we use the subscript “g” to label the quantities from our hypothetical observation, and throughout this paper, we assume a flat universe.

In the real universe with perturbations and dust, the observed coordinates and fluxes of these galaxies will be shifted according to the following

$$\chi_g \rightarrow \chi = \chi_g + \frac{(1+z_g)v_{\parallel}}{H(z_g)}, \quad (24)$$

$$\theta_g \rightarrow \theta = \theta_g + \delta\theta_g, \quad (25)$$

$$f_g^{\lambda_g} \rightarrow f^{\lambda} = e^{-\tau} A f_g^{\lambda_g}, \quad (26)$$

where the change in χ_g follows from that in the redshift $z_g (\equiv \lambda_{\text{obs}}/\lambda_g - 1)$, which is a direct observable and shifts as

$$z_g \rightarrow z = z_g + (1+z_g)v_{\parallel}, \quad (27)$$

where we have set the speed of light $c = 1$, kept only to the first order of perturbations, as we do throughout the paper, and we have included only the change caused by the line-of-sight peculiar velocity of the galaxies v_{\parallel} ; the apparent angular position is displaced by gravitational lensing by an amount of $\delta\theta_g$; the observed flux is changed in two ways: first, it is magnified by gravitational lensing by a factor of $A \equiv \det[\partial\theta_g^i/\partial\theta^j]^{-1}$, and second, it is reduced by dust extinction by a factor of $e^{-\tau}$, with τ the extinction optical depth. For additional effects that affect the galaxies’ flux, see [60–62]. We have suppressed in the above equations the position dependence of (χ_g, θ_g) for v_{\parallel} , $\delta\theta_g$, τ , and A , and also the wavelength dependence of λ_{obs} for τ . Despite the changes of these observables, the number of the galaxies should be conserved, so we have

$$\Phi(\chi, \theta; f^{\lambda}) \chi^2 d\chi d^2\theta df^{\lambda} = \Phi_g(\chi_g, \theta_g; f_g^{\lambda_g}) \chi_g^2 d\chi_g d^2\theta_g df_g^{\lambda_g}. \quad (28)$$

Given the results from a real observation, a galaxy sample can be selected by specifying the selection efficiency function $\epsilon(f^{\lambda})$. As an example, for a selection with a sharp faint-end cutoff at the limiting flux of f_{min}^{λ} , $\epsilon(f^{\lambda})$ is just the heaviside step function $\Theta(f^{\lambda} - f_{\text{min}}^{\lambda})$. The observed galaxy density of the sample is then given by

$$n(\chi, \theta) = \int \epsilon(f^{\lambda}) \Phi(\chi, \theta; f^{\lambda}) df^{\lambda}. \quad (29)$$

Note, hereafter, we would call only the quantities from the real observation the “observed” ones, while those from our hypothetical observation (in a smooth universe) would be called the “intrinsic” ones. By using Eqns (24)-(26) and Eqn (28), we find

$$n(\chi, \theta) = (1 - 2\kappa) \left[1 - \frac{(1+z_g)}{H(z_g)} \frac{\partial v_{\parallel}}{\partial \chi_g} \right] \int \epsilon(e^{-\tau} A f_g^{\lambda_g}) \Phi_g(\chi_g, \theta_g; f_g^{\lambda_g}) df_g^{\lambda_g}, \quad (30)$$

where the first bracket on the right hand side of the equation comes from $d^2\theta_g/d^2\theta = 1/A$, and we have used $A \sim 1+2\kappa$ in the weak lensing regime, with κ the lensing convergence; the second bracket comes from $(\chi_g/\chi)^2 d\chi_g/d\chi$, and we have adopted the distant observer approximation, also restricted ourselves to sub-horizon scales [21, 26]. By defining the intrinsic galaxy density to be

$$n_g(\chi_g, \boldsymbol{\theta}_g) = \int \epsilon(e^{-\bar{\tau}(\chi_g, \lambda_{\text{obs}})} f_g^{\lambda_g}) \bar{\Phi}_g(\chi_g, \boldsymbol{\theta}_g; f_g^{\lambda_g}) df_g^{\lambda_g}, \quad (31)$$

we get

$$n(\chi, \boldsymbol{\theta}) = n_g(\chi_g, \boldsymbol{\theta}_g) \left[1 - 2\kappa - \frac{(1+z_g)}{H(z_g)} \frac{\partial v_{\parallel}}{\partial \chi_g} + 2.5s_g(2\kappa - \delta\tau) \right], \quad (32)$$

with s_g defined by

$$s_g(\chi_g) \equiv \frac{1}{2.5\bar{n}_g(\chi_g)} \int \frac{d\epsilon}{df^{\lambda}} \Big|_{f^{\lambda}=e^{-\bar{\tau}} f_g^{\lambda_g}} e^{-\bar{\tau}} f_g^{\lambda_g} \bar{\Phi}_g(\chi_g; f_g^{\lambda_g}) df_g^{\lambda_g}, \quad (33)$$

where quantities with overbar represent their mean values. Up to the first order of perturbations, we find $s_g(\chi_g) = s(\chi)$, with

$$s(\chi) \equiv \frac{1}{2.5\bar{n}(\chi)} \int \frac{d\epsilon}{df^{\lambda}} f^{\lambda} \bar{\Phi}(\chi; f^{\lambda}) df^{\lambda}, \quad (34)$$

which practically can be obtained from observations. When $\epsilon(f^{\lambda})$ is a step function, Eqn (34) reduces to Eqn (7). Note $m = -2.5 \log_{10} f^{\lambda}$ with a constant offset.

Finally, with the definition for the observed galaxy overdensity $\delta_{\text{obs}}(\chi, \boldsymbol{\theta}) \equiv (n - \bar{n})/\bar{n}$ and that for the intrinsic overdensity $\delta_g(\chi_g, \boldsymbol{\theta}_g) \equiv (n_g - \bar{n}_g)/\bar{n}_g$, we obtain our results from Eqn (32)

$$\delta_{\text{obs}} = \delta_g - \frac{(1+z)}{H(z)} \frac{\partial v_{\parallel}}{\partial \chi} + [5s(z) - 2]\kappa - 2.5s(z)\delta\tau, \quad (35)$$

where instead of $(\chi_g, \boldsymbol{\theta}_g)$, the quantities on the right hand side are evaluated at $(\chi, \boldsymbol{\theta})$, same as δ_{obs} , which is accurate to first order in perturbations [35].

APPENDIX B

In this Appendix, we give the expressions for the individual ξ_{abs} with distinct combinations of “ab”, without keeping everything to the lowest order of $|\chi_i - \bar{\chi}|$ as done in §II B. The calculations of these terms are straightforward, so we just present the results here for reference.

The intrinsic galaxy correlation function is given by

$$\xi_{gg}(1; 2) = \int \frac{d^3k}{(2\pi)^3} e^{i\mathbf{k} \cdot (\mathbf{x}_1 - \mathbf{x}_2)} P_{gg}(k), \quad (36)$$

where $P_{gg}(k)$ is the power spectrum for the galaxies at z_1 and z_2 , with z_i the redshift corresponding to χ_i , and we do not explicitly specify this redshift dependence, similar for $P_{gm}(k)$ and $P_{mm}(k)$ below. With the plane-parallel approximation and the sub-horizon limit of the continuity equation, the corrections from the peculiar velocities are given by

$$\xi_{gv}(1; 2) = f_D(2) \int \frac{d^3k}{(2\pi)^3} e^{i\mathbf{k} \cdot (\mathbf{x}_1 - \mathbf{x}_2)} (\hat{k} \cdot \hat{z})^2 P_{gm}(k), \quad (37)$$

$$\xi_{vv}(1; 2) = f_D(1)f_D(2) \int \frac{d^3k}{(2\pi)^3} e^{i\mathbf{k} \cdot (\mathbf{x}_1 - \mathbf{x}_2)} (\hat{k} \cdot \hat{z})^4 P_{mm}(k), \quad (38)$$

where $f_D(i) = f_D(z_i)$, and $f_D \equiv d \ln D / d \ln a$. By using the Limber approximation and the Poisson equation,

magnification bias in addition gives the following corrections

$$\xi_{g\mu}(1;2) = \frac{3}{2}\Omega_m H_0^2 (5s_2 - 2)(1+z_1)\Theta(\chi_2 - \chi_1)\chi_1\left(1 - \frac{\chi_1}{\chi_2}\right) \times \int \frac{d^2 k_\perp}{(2\pi)^2} e^{i\mathbf{k}_\perp \cdot \chi_1(\boldsymbol{\theta}_1 - \boldsymbol{\theta}_2)} P_{gm}(k_\perp, z_1), \quad (39)$$

$$\xi_{\mu\mu}(1;2) = \left(\frac{3}{2}\Omega_m H_0^2\right)^2 (5s_1 - 2)(5s_2 - 2) \int_0^{\min(\chi_1, \chi_2)} d\chi (1+z)^2 \chi^2 \times \left(1 - \frac{\chi}{\chi_1}\right)\left(1 - \frac{\chi}{\chi_2}\right) \int \frac{d^2 k_\perp}{(2\pi)^2} e^{i\mathbf{k}_\perp \cdot \chi(\boldsymbol{\theta}_1 - \boldsymbol{\theta}_2)} P_{mm}(k_\perp, z), \quad (40)$$

$$\xi_{v\mu}(1;2) = 0, \quad (41)$$

where s_i is $s(z)$ for the galaxies at redshift z_i , and Θ is the heaviside step function. Finally, with dust extinction, ξ_{obs} has the following extra corrections,

$$\xi_{ge}(1;2) = -2.5s_2(1+z_1)^{-1}\bar{\rho}_d(z_1)f(z_1, \lambda_{\text{obs}})\Theta(\chi_2 - \chi_1) \int \frac{d^2 k_\perp}{(2\pi)^2} e^{i\mathbf{k}_\perp \cdot \chi_1(\boldsymbol{\theta}_1 - \boldsymbol{\theta}_2)} P_{gd}(k_\perp, z_1), \quad (42)$$

$$\xi_{ve}(1;2) = 0, \quad (43)$$

where, again, we have used the Limber approximation. Since both $\xi_{\mu e}$ and ξ_{ee} are negligible, we do not give their expressions here.