
TRX: A FORMALLY VERIFIED PARSER INTERPRETER *

ADAM KOPROWSKI AND HENRI BINSZTOK

MLstate, Paris, France

e-mail address: Adam.Koprowski@mlstate.com, Henri.Binsztok@mlstate.com

ABSTRACT. Parsing is an important problem in computer science and yet surprisingly little attention has been devoted to its formal verification. In this paper, we present TRX: a parser interpreter formally developed in the proof assistant Coq, capable of producing formally correct parsers. We are using parsing expression grammars (PEGs), a formalism essentially representing recursive descent parsing, which we consider an attractive alternative to context-free grammars (CFGs). From this formalization we can extract a parser for an arbitrary PEG grammar with the warranty of total correctness, i.e., the resulting parser is terminating and correct with respect to its grammar and the semantics of PEGs; both properties formally proven in Coq.

1. INTRODUCTION

Parsing is of major interest in computer science. Classically discovered by students as the first step in compilation, parsing is present in almost every program which performs data-manipulation.

For instance, the Web is built on parsers. The HyperText Transfer Protocol (HTTP) is a parsed dialog between the client, or browser, and the server. This protocol transfers pages in HyperText Markup Language (HTML), which is also parsed by the browser. When running web-applications, browsers interpret JavaScript programs which, again, begins with parsing. Data exchange between browser(s) and server(s) uses languages or formats like XML and JSON. Even inside the server, several components (for instance the trio made of the HTTP server Apache, the PHP interpreter and the MySQL database) often manipulate programs and data dynamically; all require parsers.

Parsing is not limited to compilation or the Web: securing data flow entering a network, signaling mobile communications, and manipulating domain specific languages (DSL) all require a variety of parsers.

The most common approach to parsing is by means of *parser generators*, which take as input a grammar of some language and generate the source code of a parser for that language. They are usually based on regular expressions (REs) and context-free grammars

1998 ACM Subject Classification: D.3.4, D.2.4, F.3.1, F.4.2.

Key words and phrases: parser generation, formal verification, coq proof assistant, parsing expression grammars, recursive descent parsing.

* An extended abstract of this paper appeared in the Proceedings of the 19th European Symposium on Programming [KB10].

(CFGs), the latter expressed in Backus-Naur Form (BNF) syntax. They typically are able to deal with some subclass of context-free languages, the popular subclasses including $LL(k)$, $LR(k)$ and $LALR(k)$ grammars. Such grammars are usually augmented with semantic actions that are used to produce a parse tree or an abstract syntax tree (AST) of the input.

What about *correctness* of such parsers? Yacc is the most widely used parser generator and a mature program and yet the reference book about this tool [LMB92] devotes a whole section (“Bugs in Yacc”) to discuss common bugs in its distributions. Furthermore, the code generated by such tools often contains huge parsing tables making it near impossible for manual inspection and/or verification. In the recent article about CompCert [Ler09], an impressive project formally verifying a compiler for a large subset of C, the introduction starts with a question “Can you trust your compiler?”. Nevertheless, the formal verification starts on the level of the AST and does not concern the parser [Ler09, Figure 1]. Can you trust your parser?

Parsing expression grammars (PEGs) [For04] are an alternative to CFGs, that have recently been gaining popularity. In contrast to CFGs they are unambiguous and allow easy integration of lexical analysis into the parsing phase. Their implementation is easy, as PEGs are essentially a declarative way of specifying recursive descent parsers [Bur75]. With their backtracking and unlimited look-ahead capabilities they are expressive enough to cover all $LL(k)$ and $LR(k)$ languages as well as some non-context-free ones. However, recursive descent parsing of grammars that are not $LL(k)$ may require exponential time. A solution to that problem is to use memoization giving rise to *packrat parsing* and ensuring linear time complexity at the price of higher memory consumption [AU72, For02b, For02a]. It is not easy to support (indirect) left-recursive rules in PEGs, as they lead to non-terminating parsers [WDM08].

In this paper we present TRX: a PEG-based parser interpreter *formally developed* in the proof assistant Coq [Coq, BC04]. As a result, expressing a grammar in Coq allows one, via its extraction capabilities [Let08], to obtain a parser for this grammar with *total correctness guarantees*. That means that the resulting parser is terminating and correct with respect to its grammar and the semantics of PEGs; both of those properties formally proved in Coq. Moreover every definition and theorem presented in this paper has been expressed and verified in Coq.

Our emphasis is on the *practicality* of such a tool. We perform two case studies: on a simple XML format but also on the full grammar of the Java language. We present benchmarks indicating that the performance of obtained parsers is reasonable. We also sketch ideas on how it can be improved further, as well as how TRX could be extended into a tool of its own, freeing its users from any kind of interaction with Coq and broadening its applicability.

This work was carried out in the context of improving safety and security of OPA (One Pot Application): an integrated platform for web development [RTS]. As mentioned above parsing is of uttermost importance for web-applications and TRX is one of the components in the OPA platform.

The remainder of this paper is organized as follows. We introduce PEGs in Section 2 and in Section 3 we extend them with semantic actions. Section 4 describes a method for checking that there is no (indirect) left recursion in a grammar, a result ensuring that parsing will terminate. Section 5 reports on our experience with putting the ideas of the preceding sections into practice and implementing a formally correct parser interpreter in Coq. Section 6 is devoted to a practical evaluation of this interpreter and contains case

$\Delta ::= \epsilon$	empty expr.		e_1/e_2	a <i>prioritized</i> choice	$(e_1, e_2 \in \Delta)$
$[\cdot]$	any character		e^*	$a \geq 0$ <i>greedy</i> repetition	$(e \in \Delta)$
$[a]$	a terminal $(a \in \mathcal{V}_T)$		e^+	$a \geq 1$ <i>greedy</i> repetition	$(e \in \Delta)$
$["s"]$	a literal $(s \in \mathcal{S})$		$e?$	an optional expression	$(e \in \Delta)$
$[a-z]$	a range $(a, z \in \mathcal{V}_T)$		$!e$	a not-predicate	$(e \in \Delta)$
A	a non-terminal $(A \in \mathcal{V}_N)$		$\&e$	an and-predicate	$(e \in \Delta)$
$e_1; e_2$	a sequence $(e_1, e_2 \in \Delta)$				

Figure 1: Parsing expressions

studies of extracting XML and Java parsers from it, presenting a benchmark of TRX against other parser generators and giving an account of our experience with extraction. We discuss related work in Section 7, present ideas for extensions and future work in Section 8 and conclude in Section 9.

2. PARSING EXPRESSION GRAMMARS (PEGs)

The content of this section is a different presentation of the results by Ford [For04]. For more details we refer to the original article. For a general overview of parsing we refer to, for instance, Aho, Seti & Ullman [ASU86].

PEGs are a formalism for parsing that is an interesting alternative to CFGs. We will formally introduce them along with their semantics in Section 2.1. PEGs are gaining popularity recently due to their ease of implementation and some general desirable properties that we will sketch in Section 2.2, while comparing them to CFGs.

2.1. Definition of PEGs.

Definition 2.1 (Parsing expressions). We introduce a set of *parsing expressions*, Δ , over a finite set of terminals \mathcal{V}_T and a finite set of non-terminals \mathcal{V}_N . We denote the set of strings as \mathcal{S} and a string $s \in \mathcal{S}$ is a list of terminals \mathcal{V}_T . The inductive definition of Δ is given in Figure 1. \diamond

Later on we will present the formal semantics but for now we informally describe the language expressed by such parsing expressions.

- *Empty expression* ϵ always succeeds without consuming any input.
- *Any-character* $[\cdot]$, a *terminal* $[a]$ and a *range* $[a - z]$ all consume a single terminal from the input but they expect it to be, respectively: an arbitrary terminal, precisely a and in the range between a and z .
- *Literal* $["s"]$ reads a string (*i.e.*, a sequence of terminals) s from the input.
- Parsing a *non-terminal* A amounts to parsing the expression defining A .
- A *sequence* $e_1; e_2$ expects an input conforming to e_1 followed by an input conforming to e_2 .
- A *choice* e_1/e_2 expresses a *prioritized* choice between e_1 and e_2 . This means that e_2 will be tried only if e_1 fails.
- A *zero-or-more* (*resp.* *one-or-more*) *repetition* e^* (*resp.* e^+) consumes zero-or-more (*resp.* one-or-more) repetitions of e from the input. Those operators are *greedy*, *i.e.*, the longest match in the input, conforming to e , will be consumed.

$$\begin{array}{c}
\frac{}{(e, s) \overset{1}{\rightsquigarrow} \sqrt{s}} \\
\frac{}{([\cdot], [\cdot]) \overset{1}{\rightsquigarrow} \perp} \\
\frac{x \neq y}{([\cdot], x :: xs) \overset{1}{\rightsquigarrow} \perp} \\
\frac{(e_1, s) \overset{m}{\rightsquigarrow} \perp}{(e_1; e_2, s) \overset{m+1}{\rightsquigarrow} \perp} \\
\frac{(e_1, s) \overset{m}{\rightsquigarrow} \sqrt{s'}}{(e_1/e_2, s) \overset{m+1}{\rightsquigarrow} \sqrt{s'}} \\
\frac{(\text{P}_{\text{exp}}(A), s) \overset{n}{\rightsquigarrow} r}{(A, s) \overset{n+1}{\rightsquigarrow} r} \\
\frac{}{([x], [x]) \overset{1}{\rightsquigarrow} \sqrt{xs}} \\
\frac{(e, s) \overset{m}{\rightsquigarrow} \perp}{(!e, s) \overset{m+1}{\rightsquigarrow} \sqrt{s}} \\
\frac{(e_1, s) \overset{m}{\rightsquigarrow} \sqrt{s'} \quad (e_2, s') \overset{n}{\rightsquigarrow} r}{(e_1; e_2, s) \overset{m+n+1}{\rightsquigarrow} r} \\
\frac{(e, s) \overset{m}{\rightsquigarrow} \sqrt{s'} \quad (e^*, s') \overset{n}{\rightsquigarrow} \sqrt{s''}}{(e^*, s) \overset{m+n+1}{\rightsquigarrow} \sqrt{s''}} \\
\frac{}{([\cdot], x :: xs) \overset{1}{\rightsquigarrow} \sqrt{xs}} \\
\frac{}{([x], [\cdot]) \overset{1}{\rightsquigarrow} \perp} \\
\frac{(e, s) \overset{m}{\rightsquigarrow} \sqrt{s'}}{(!e, s) \overset{m+1}{\rightsquigarrow} \perp} \\
\frac{(e_1, s) \overset{m}{\rightsquigarrow} \perp \quad (e_2, s) \overset{n}{\rightsquigarrow} r}{(e_1/e_2, s) \overset{m+n+1}{\rightsquigarrow} r} \\
\frac{(e, s) \overset{m}{\rightsquigarrow} \perp}{(e^*, s) \overset{m+1}{\rightsquigarrow} \sqrt{s}}
\end{array}$$

Figure 2: Formal semantics of PEGs

- An *and-predicate* (resp. *not-predicate*) $\&e$ (resp. $!e$) succeeds only if the input conforms to e (resp. does not conform to e) but does not consume any input.

We now define PEGs, which are essentially a finite set of non-terminals, also referred to as *productions*, with their corresponding parsing expressions.

Definition 2.2 (Parsing Expressions Grammar (PEG)). A parsing expressions grammar (PEG), \mathcal{G} , is a tuple $(\mathcal{V}_T, \mathcal{V}_N, \text{P}_{\text{exp}}, v_{\text{start}})$, where:

- \mathcal{V}_T is a finite set of terminals,
- \mathcal{V}_N is a finite set of non-terminals,
- P_{exp} is the interpretation of the productions, *i.e.*, $\text{P}_{\text{exp}} : \mathcal{V}_N \rightarrow \Delta$ and
- v_{start} is the start production, $v_{\text{start}} \in \mathcal{V}_N$. ◇

We will now present the formal semantics of PEGs. The semantics is given by means of tuples $(e, s) \overset{m}{\rightsquigarrow} r$, which indicate that parsing expression $e \in \Delta$ applied on a string $s \in \mathcal{S}$ gives, in m steps, the result r , where r is either \perp , denoting that parsing failed, or $\sqrt{s'}$, indicating that parsing succeeded and s' is what remains to be parsed. We will drop the m annotation whenever irrelevant.

The complete semantics is presented in Figure 2. Please note that the following operators from Definition 2.1 can be derived and therefore are not included in the semantics:

$$\begin{array}{lll}
[a-z] ::= [a] / \dots / [z] & e+ ::= e;e^* & \&e ::= !!e \\
["s"] ::= [s_0]; \dots; [s_n] & e? ::= e/\epsilon &
\end{array}$$

2.2. CFGs vs PEGs. The main differences between PEGs and CFGs are the following:

- the choice operator, e_1/e_2 , is *prioritized*, *i.e.*, e_2 is tried only if e_1 fails;
- the repetition operators, e^* and $e+$, are *greedy*, which allows to easily express “longest-match” parsing, which is almost always desired;
- *syntactic predicates* [PQ94], $\&e$ and $!e$, both of which consume no input and succeed if e , respectively, succeeds or fails. This effectively provides an *unlimited look-ahead* and, in combination with choice, limited *backtracking* capabilities.

An important consequence of the choice and repetition operators being deterministic (choice being prioritized and repetition greedy) is the fact that PEGs are *unambiguous*. We will see a formal proof of that in Theorem 3.5. This makes them unfit for processing natural languages, but is a much desired property when it comes to grammars for programming languages.

Another important consequence is ease of implementation. Efficient algorithms are known only for certain subclasses of CFGs and they tend to be rather complicated. PEGs are essentially a declarative way of specifying *recursive descent parsers* [Bur75] and performing this type of parsing for PEGs is straightforward (more on that in Section 5). By using the technique of *packrat parsing* [AU72, For02b], *i.e.*, essentially adding memoization to the recursive descent parser, one obtains parsers with linear time complexity guarantees. The downside of this approach is high memory requirements: the worst-time space complexity of PEG parsing is linear in the size of the input, but with packrat parsing the constant of this correlation can be very high. For instance Ford reports on a factor of around 700 for a parser of Java [For02b].

CFGs work hand-in-hand with REs. The *lexical analysis*, breaking up the input into tokens, is performed with REs. Such tokens are subject to *syntactical analysis*, which is executed with CFGs. This split into two phases is not necessary with PEGs, as they make it possible to easily express both lexical and syntactical rules with a single formalism. We will see that in the following example.

Example 2.3 (PEG for simple mathematical expressions). Consider a PEG for simple mathematical expressions over 5 non-terminals: $\mathcal{V}_N ::= \{\mathbf{ws}, \mathbf{number}, \mathbf{term}, \mathbf{factor}, \mathbf{expr}\}$ with the following productions (P_{exp} function from Definition 2.2):

$$\begin{aligned} \mathbf{ws} &::= ([_] / [\backslash t])^* \\ \mathbf{number} &::= [0-9]^+ \\ \mathbf{term} &::= \mathbf{ws} \mathbf{number} \mathbf{ws} / \mathbf{ws} [(] \mathbf{expr} [)] \mathbf{ws} \\ \mathbf{factor} &::= \mathbf{term} [*] \mathbf{factor} / \mathbf{term} \\ \mathbf{expr} &::= \mathbf{factor} [+] \mathbf{expr} / \mathbf{factor} \end{aligned}$$

Please note that in this and all the following examples we write the sequence operator $e_1; e_2$ implicitly as $e_1 e_2$. The starting production is $v_{\text{start}} ::= \mathbf{expr}$.

First, let us note that lexical analysis is incorporated into this grammar by means of the \mathbf{ws} production which consumes all white-space from the beginning of the input. Allowing white-space between “tokens” of the grammar comes down to placing the call to this production around the terminals of the grammar. If one does not like to clutter the grammar with those additional calls then a simple solution is to re-factor all terminals into separate productions, which consume not only the terminal itself but also all white-space around it.

Another important observation is that we made addition (and also multiplication) right-associative. If we were to make it, as usual, left-associative, by replacing the rule for \mathbf{expr} with:

$$\mathbf{expr} ::= \mathbf{expr} [+] \mathbf{factor} / \mathbf{factor}$$

then we get a grammar that is left-recursive. Left-recursion (also indirect or mutual) is problematic as it leads to non-terminating parsers. We will come back to this issue in Section 4. \triangleleft

PEGs can also easily deal with some common idioms often encountered in practical grammars of programming languages, which pose a lot of difficulty for CFGs, such as modular way of handling reserved words of a language and a “dangling” else problem — we present them on two examples and refer for more details to Ford [For02a, Chapter 2.4].

Example 2.4 (Reserved words). One of the difficulties in tokenization is that virtually every programming language has a list of *reserved words*, which should not be accepted as identifiers. PEGs allow an elegant pattern to deal with this problem:

```

identifier ::= !reserved letter+ ws
reserved  ::= IF / ...
           IF ::= ["if"] !letter ws

```

The rule `identifier` for identifiers reads a non-empty list of letters but only after checking, with the not-predicate, that there is no reserved word at this position. The rules for the reserved words ensure that it is not followed by a letter (“ifs” is a valid identifier) and consume all the following white space. In this example we only presented a single reserved word “if” but adding a new word requires only adding a rule similar to `IF` and extending the choice in `reserved`. \triangleleft

Example 2.5 (“Dangling” else). Consider the following part of a CFG for the C language:

```

stmt ::= IF ( expr ) stmt
      | IF ( expr ) stmt ELSE stmt
      | ...

```

According to this grammar there are two possible readings of a statement

$$\text{if } (e_1) \text{ if } (e_2) s_1 \text{ else } s_2$$

as the “else s_2 ” branch can be associated either with the outer or the inner if. The desired way to resolve this ambiguity is usually to bind this else to the innermost construct. This is exactly the behavior that we get by converting this CFG to a PEG by replacing the symmetrical choice operator “|” of CFGs with the prioritized choice of PEGs “/”. \triangleleft

3. EXTENDING PEGS WITH SEMANTIC ACTIONS

3.1. XPEGs: Extended PEGs. In the previous section we introduced parsing expressions, which can be used to specify which strings belong to the grammar under consideration. However the role of a parser is not merely to recognize whether an input is correct or not but also, given a correct input, to compute its representation in some structured form. This is typically done by extending grammar expressions with *semantic values*, which are a representation of the result of parsing this expression on (some) input and by extending a grammar with *semantic actions*, which are functions used to produce and manipulate the semantic values. Typically a semantic value associated with an expression will be its parse tree so that parsing a correct input will give a *parse tree* of this input. For programming languages such parse tree would represent the AST of the language.

In order to deal with this extension we will replace the simple type of parsing expressions Δ with a family of types Δ_α , where the index α is a type of the semantic value associated with the expression. We also compositionally define default semantic values for all types

$$\begin{array}{c}
\frac{}{\epsilon : \Delta_{\text{True}}} \qquad \frac{}{[\cdot] : \Delta_{\text{char}}} \qquad \frac{a \in \mathcal{V}_T}{[a] : \Delta_{\text{char}}} \\
\frac{A \in \mathcal{V}_N}{A : \Delta_{\text{P}_{\text{type}}(A)}} \qquad \frac{e_1 : \Delta_\alpha \quad e_2 : \Delta_\beta}{e_1; e_2 : \Delta_{\alpha * \beta}} \qquad \frac{e_1 : \Delta_\alpha \quad e_2 : \Delta_\alpha}{e_1/e_2 : \Delta_\alpha} \\
\frac{e : \Delta_\alpha}{e* : \Delta_{\text{list } \alpha}} \qquad \frac{e : \Delta_\alpha}{!e : \Delta_{\text{True}}} \qquad \frac{e : \Delta_\alpha \quad f : \alpha \rightarrow \beta}{e[\mapsto]f : \Delta_\beta}
\end{array}$$

Figure 3: Typing rules for parsing expressions with semantic actions

of expressions and introduce a new construct: coercion, $e[\mapsto]f$, which converts a semantic value v associated with e to $f(v)$.

Borrowing notations from Coq we will use the following types:

- Type is the universe of types.
- True is the singleton type with a single value I .
- char is the type of machine characters. It corresponds to the type of terminals \mathcal{V}_T , which in concrete parsers will always be instantiated to char.
- list α is the type of lists of elements of α for any type α . Also string ::= list char.
- $\alpha_1 * \dots * \alpha_n$ is the type of n -tuples of elements (a_1, \dots, a_n) with $a_1 \in \alpha_1, \dots, a_n \in \alpha_n$ for any types $\alpha_1, \dots, \alpha_n$. If v is an n -tuple then v_i is its i 'th projection.
- option α is the type optionally holding a value of type α , with two constructors None and Some v with $v : \alpha$.

Definition 3.1 (Parsing expressions with semantic values). We introduce a set of *parsing expressions with semantic values*, Δ_α , as an inductive family indexed by the type α of semantic values of an expression. The typing rules for Δ_α are given in Figure 3. \diamond

Note that for the choice operator e_1/e_2 the types of semantic values of e_1 and e_2 must match, which will sometimes require use of the coercion operator $e[\mapsto]f$.

Let us again see the derived operators and their types, as we need to insert a few coercions:

$$\begin{array}{l}
[a-z] : \Delta_{\text{char}} \quad ::= [a] / \dots / [z] \\
["s"] : \Delta_{\text{string}} \quad ::= [s_0]; \dots; [s_n] [\mapsto] \text{tuple2str} \\
e+ : \Delta_{\text{list } \alpha} \quad ::= e; e * [\mapsto] \lambda x. x_1 :: x_2 \\
e? : \Delta_{\text{option } \alpha} \quad ::= e [\mapsto] \lambda x. \text{Some } x \\
\qquad \qquad \qquad \qquad / \epsilon [\mapsto] \lambda x. \text{None} \\
\&e : \Delta_{\text{True}} \quad ::= !!e
\end{array}$$

where $\text{tuple2str}(c_1, \dots, c_n) = [c_1; \dots; c_n]$.

The definition of an extended parsing expression grammar (XPEG) is as expected (compare with Definition 2.1).

Definition 3.2 (Extended Parsing Expressions Grammar (XPEG)). An extended parsing expressions grammar (XPEG), \mathcal{G} , is a tuple $(\mathcal{V}_T, \mathcal{V}_N, \text{P}_{\text{type}}, \text{P}_{\text{exp}}, v_{\text{start}})$, where:

- \mathcal{V}_T is a finite set of terminals,
- \mathcal{V}_N is a finite set of non-terminals,
- $\text{P}_{\text{type}} : \mathcal{V}_N \rightarrow \text{Type}$ is a function that gives types of semantic values of all productions.

$$\begin{array}{c}
\frac{}{(e, s) \rightsquigarrow \sqrt{s}^I} \\
\frac{}{([\cdot], []) \rightsquigarrow \perp} \\
\frac{}{([x], x :: xs) \rightsquigarrow \sqrt{xs}^x} \\
\frac{(e_1, s) \rightsquigarrow \sqrt{s'}^{v_1} \quad (e_2, s') \rightsquigarrow \perp}{(e_1; e_2, s) \rightsquigarrow \perp^{m+n+1}} \\
\frac{(e, s) \rightsquigarrow \perp}{(e*, s) \rightsquigarrow \sqrt{s}^{m+1}} \\
\frac{(e, s) \rightsquigarrow \sqrt{s'}^v}{(!e, s) \rightsquigarrow \perp^{m+1}} \\
\frac{}{(P_{\text{exp}}(A), s) \rightsquigarrow r^m} \\
\frac{}{(A, s) \rightsquigarrow r^{m+1}} \\
\frac{(e_1, s) \rightsquigarrow \perp \quad (e_2, s) \rightsquigarrow r^n}{(e_1/e_2, s) \rightsquigarrow r^{m+n+1}} \\
\frac{}{([x], []) \rightsquigarrow \perp} \\
\frac{(e_1, s) \rightsquigarrow \sqrt{s'}^{v_1} \quad (e_2, s') \rightsquigarrow \sqrt{s''}^{v_2}}{(e_1; e_2, s) \rightsquigarrow \sqrt{s''}^{(v_1, v_2)^{m+n+1}}} \\
\frac{(e, s) \rightsquigarrow \sqrt{s'}^v \quad (e*, s') \rightsquigarrow \sqrt{s''}^{vs}}{(e*, s) \rightsquigarrow \sqrt{s''}^{v:vs}^{m+n+1}} \\
\frac{(e, s) \rightsquigarrow \sqrt{s'}^v}{(e[\mapsto]f, s) \rightsquigarrow \sqrt{s'}^{f(v)}^{m+1}} \\
\frac{}{([\cdot], x :: xs) \rightsquigarrow \sqrt{xs}^x} \\
\frac{(e_1, s) \rightsquigarrow \sqrt{s'}^v}{(e_1; e_2, s) \rightsquigarrow \sqrt{s'}^{m+1}} \\
\frac{(e, s) \rightsquigarrow \perp}{([y], x :: xs) \rightsquigarrow \perp} \\
\frac{(e_1, s) \rightsquigarrow \perp}{(e_1; e_2, s) \rightsquigarrow \perp^{m+1}} \\
\frac{(e, s) \rightsquigarrow \perp}{(!e, s) \rightsquigarrow \sqrt{s}^{m+1}} \\
\frac{(e, s) \rightsquigarrow \perp}{(e[\mapsto]f, s) \rightsquigarrow \perp^{m+1}}
\end{array}$$

Figure 4: Formal semantics of XPEGs with semantic actions.

- P_{exp} is the interpretation of the productions of the grammar, *i.e.*, $P_{\text{exp}} : \forall A: \mathcal{V}_N \Delta_{P_{\text{type}}(A)}$ and
- v_{start} is the start production, $v_{\text{start}} \in \mathcal{V}_N$. \diamond

We extended the semantics of PEGs from Figure 2 to semantics of XPEGs in Figure 4.

Example 3.3 (Simple mathematical expressions ctd.). Let us extend the grammar from Example 2.3 with semantic actions. The grammar expressed mathematical expressions and we attach semantic actions evaluating those expressions, hence obtaining a very simple calculator.

It often happens that we want to ignore the semantic value attached to an expression. This can be accomplished by coercing this value to I , which we will abbreviate by $e[\#] ::= e[\mapsto] \lambda x. I$.

$$\begin{array}{ll}
\text{ws} ::= ([_] / [\backslash t])^* & [\#] \\
\text{number} ::= [0-9]^+ & [\mapsto] \text{digListToNat} \\
\text{term} ::= \text{ws number ws} & [\mapsto] \lambda x. x_2 \\
& / \text{ws} [(\text{expr})] \text{ws} & [\mapsto] \lambda x. x_3 \\
\text{factor} ::= \text{term} [*] \text{factor} & [\mapsto] \lambda x. x_1 * x_3 \\
& / \text{term} \\
\text{expr} ::= \text{factor} [+] \text{expr} & [\mapsto] \lambda x. x_1 + x_3 \\
& / \text{factor}
\end{array}$$

where `digListToNat` converts a list of digits to their decimal representation and x_i in the productions is the i -th projection of the vector of values x , resulting from parsing a sequence.

This grammar will associate, as expected, the semantical value 36 with the string “(1+2) * (3 * 4)”. Of course in practice instead of evaluating the expression we would usually write semantic actions to build a parse tree of the expression for later processing. \triangleleft

3.2. Meta-properties of (X)PEGs. Now we will present some results concerning semantics of (X)PEGs. They are all variants of results obtained by Ford [For04], only now we extend them to XPEGs. First we prove that, as expected, the parsing only consumes a prefix of a string.

Theorem 3.4. *If $(e, s) \rightsquigarrow^m \sqrt{s'}^v$, then s' is a suffix of s .*

Proof. Induction on the derivation of $(e, s) \rightsquigarrow^m \sqrt{s'}^v$ using transitivity of the prefix property for sequence and repetition cases. \square

As mentioned earlier, (X)PEGs are unambiguous:

Theorem 3.5. *If $(e, s) \rightsquigarrow^{m_1} r_1$ and $(e, s) \rightsquigarrow^{m_2} r_2$ then $m_1 = m_2$ and $r_1 = r_2$.*

Proof. Induction on the derivation $(e, s) \rightsquigarrow^{m_1} r_1$ followed by inversion of $(e, s) \rightsquigarrow^{m_2} r_2$. All cases immediate from the semantics of XPEGs. \square

We wrap up this section with a simple property about the repetition operator, that we will need later on. It states that the semantics of a repetition expression e^* is not defined if e succeeds without consuming any input.

Lemma 3.6. *If $(e, s) \rightsquigarrow^m \sqrt{s}^v$ then $(e^*, s) \not\rightsquigarrow r$ for all r .*

Proof. Assume $(e, s) \rightsquigarrow^m \sqrt{s}^v$ and $(e^*, s) \rightsquigarrow^n \sqrt{s'}^{vs}$ for some n , vs and s' (we cannot have $(e^*, s) \rightsquigarrow^n \perp$ as e^* never fails). By the first rule for repetition $(e^*, s) \rightsquigarrow^{m+n+1} \sqrt{s'}^{v::vs}$, which contradicts the second assumption by Theorem 3.5. \square

4. WELL-FORMEDNESS OF PEGs

We want to guarantee *total correctness* for generated parsers, meaning they must be *correct* (with respect to PEGs semantics) and *terminating*. In this section we focus on the latter problem. Throughout this section we assume a fixed PEG \mathcal{G} .

4.1. Termination problem for XPEGs. Ensuring termination of a PEG parser essentially comes down to two problems:

- termination of all semantic actions in \mathcal{G} and
- completeness of \mathcal{G} with respect to PEGs semantics.

As for the first problem it means that all f functions used in coercion operators $e[\mapsto]f$ in \mathcal{G} , must be terminating. We are going to express PEGs completely in Coq (more on that in Section 5) so for our application we get this property for free, as all Coq functions are total (hence terminating).

Concerning the latter problem, we must ensure that the grammar \mathcal{G} under consideration is *complete*, *i.e.*, it either succeeds or fails on all input strings. The only potential source of incompleteness of \mathcal{G} is (mutual) *left-recursion* in the grammar.

We already hinted at this problem in Example 2.3 with the rule:

```
expr ::= expr [+] factor / factor
```

$$\begin{array}{c}
\frac{}{\epsilon \in \mathbb{P}_0} \quad \frac{}{[\cdot] \in \mathbb{P}_{>0}} \quad \frac{}{[\cdot] \in \mathbb{P}_\perp} \quad \frac{a \in \mathcal{V}_T}{[a] \in \mathbb{P}_{>0}} \quad \frac{a \in \mathcal{V}_T}{[a] \in \mathbb{P}_\perp} \quad \frac{e \in \mathbb{P}_\perp}{e^* \in \mathbb{P}_0} \quad \frac{e \in \mathbb{P}_{>0}}{e^* \in \mathbb{P}_{>0}} \\
\frac{\star \in \{0, > 0, \perp\} \quad A \in \mathcal{V}_N \quad \text{P}_{\text{exp}}(A) \in \mathbb{P}_\star}{A \in \mathbb{P}_\star} \quad \frac{e_1 \in \mathbb{P}_\perp \vee (e_1 \in \mathbb{P}_{\geq 0} \wedge e_2 \in \mathbb{P}_\perp)}{e_1; e_2 \in \mathbb{P}_\perp} \\
\frac{(e_1 \in \mathbb{P}_{>0} \wedge e_2 \in \mathbb{P}_{\geq 0}) \vee (e_1 \in \mathbb{P}_{\geq 0} \wedge e_2 \in \mathbb{P}_{>0})}{e_1; e_2 \in \mathbb{P}_{>0}} \quad \frac{e_1 \in \mathbb{P}_0 \quad e_2 \in \mathbb{P}_0}{e_1; e_2 \in \mathbb{P}_0} \\
\frac{e_1 \in \mathbb{P}_0 \vee (e_1 \in \mathbb{P}_\perp \wedge e_2 \in \mathbb{P}_0)}{e_1/e_2 \in \mathbb{P}_0} \quad \frac{e_1 \in \mathbb{P}_\perp \quad e_2 \in \mathbb{P}_\perp}{e_1/e_2 \in \mathbb{P}_\perp} \\
\frac{e_1 \in \mathbb{P}_{>0} \vee (e_1 \in \mathbb{P}_\perp \wedge e_2 \in \mathbb{P}_{>0})}{e_1/e_2 \in \mathbb{P}_{>0}} \quad \frac{e \in \mathbb{P}_\perp}{!e \in \mathbb{P}_0} \quad \frac{e \in \mathbb{P}_{\geq 0}}{!e \in \mathbb{P}_\perp}
\end{array}$$

Figure 5: Deriving grammar properties.

Recursive descent parsing of expressions with this rule would start with recursively calling a function to parse expression on the same input, obviously leading to an infinite loop. But not only direct left recursion must be avoided. In the following rule:

$$A ::= B / C !D A$$

a similar problem occurs provided that B may fail and C and D may succeed, the former without consuming any input.

While some techniques to deal with left-recursive PEGs have been developed recently [WDM08], we choose to simply reject such grammars. In general it is undecidable whether a PEG grammar is complete, as it is undecidable whether the language generated by \mathcal{G} is empty [For04].

While in general checking grammar completeness is undecidable, we follow Ford [For04] to develop a simple syntactical check for *well-formedness* of a grammar, which implies its completeness. This check will reject left-recursive grammars even if the part with left-recursion is unreachable in the grammar, but from a practical point of view this is hardly a limitation.

4.2. PEG analysis. We define the *expression set* of \mathcal{G} as:

$$E(\mathcal{G}) = \{e' \mid e' \sqsubseteq e, e \in \text{P}_{\text{exp}}(A), A \in \mathcal{V}_N\}$$

where \sqsubseteq is a (non-strict) sub-expression relation on parsing expressions.

We define three groups of properties over parsing expressions:

- “0”: parsing expression can succeed without consuming any input,
- “> 0”: parsing expression can succeed after consuming some input and
- “ \perp ”: parsing expression can fail.

We will write $e \in \mathbb{P}_0$ to indicate that the expression e has property “0” (similarly for $\mathbb{P}_{>0}$ and \mathbb{P}_\perp). We will also write $e \in \mathbb{P}_{\geq 0}$ to denote $e \in \mathbb{P}_0 \vee e \in \mathbb{P}_{>0}$. We define inference rules for deriving those properties in Figure 5.

We start with empty sets of properties and apply those inference rules over $E(\mathcal{G})$ until reaching a fix-point. The existence of the fix-point is ensured by the fact that we extend

$$\begin{array}{c}
\frac{A \in \mathcal{V}_N \quad P_{\text{exp}}(A) \in \text{WF}}{A \in \text{WF}} \quad \frac{}{\epsilon \in \text{WF}} \quad \frac{}{[\cdot] \in \text{WF}} \quad \frac{a \in \mathcal{V}_T \quad e \in \text{WF}}{[a] \in \text{WF}} \quad \frac{e \in \text{WF}}{!e \in \text{WF}} \\
\frac{e_1 \in \text{WF} \quad e_1 \in \mathbb{P}_0 \Rightarrow e_2 \in \text{WF}}{e_1; e_2 \in \text{WF}} \quad \frac{e_1 \in \text{WF} \quad e_2 \in \text{WF}}{e_1/e_2 \in \text{WF}} \quad \frac{e \in \text{WF}, \quad e \notin \mathbb{P}_0}{e^* \in \text{WF}}
\end{array}$$

Figure 6: Deriving the well-formedness property for a PEG.

those property sets monotonically and they are bounded by the finite set $E(\mathcal{G})$. We summarize the semantics of those properties in the following lemma:

Lemma 4.1 ([For04]). *For arbitrary $e \in \Delta$ and $s \in \mathcal{S}$:*

- if $(e, s) \xrightarrow{n} \sqrt{s}$ then $e \in \mathbb{P}_0$,
- if $(e, s) \xrightarrow{n} \sqrt{s'}$ and $|s'| < |s|$ then $e \in \mathbb{P}_{>0}$ and
- if $(e, s) \xrightarrow{n} \perp$ then $e \in \mathbb{P}_\perp$.

Proof. Induction over n . All cases easy by the induction hypothesis and semantical rules of XPEGs, except for e^* which requires use of Lemma 3.6. \square

Those properties will be used for establishing well-formedness of a PEG, as we will see in the following section. It is worth noting here that checking whether $e \in \mathbb{P}_0$ also plays a crucial role in the formal approach to parsing developed by Danielsson [Dan10] (we will say more about his work in Section 7).

It is also interesting to consider such a simplified analysis in our setting, *i.e.*, only considering $e \in \mathbb{P}_0$ and collapsing derivations of Figure 5 by assuming $e \in \mathbb{P}_{>0}$ and $e \in \mathbb{P}_\perp$ hold for every expression e . At first it seems we would lose some precision by such an over-approximation as for instance that would lead us to conclude $!e \in \mathbb{P}_0$, whereas in fact this expression can never succeed without consuming any input (as, quite simply, it can *never* succeed). As we will see soon this would lead us to reject a valid definition:

$$A ::= !e; A$$

However, this definition of A is not very interesting as it always fails. In fact, we conjecture that the differences occur only in such degenerated cases and that in practice such a simplified analysis would be as efficient as that of [For04].

4.3. PEG well-formedness. Using the semantics of those properties of parsing expression we can perform the completeness analysis of \mathcal{G} . We introduce a set of well-formed expressions WF and again iterate from an empty set by using derivation rules from Figure 6 over $E(\mathcal{G})$ until reaching a fix-point.

We say that \mathcal{G} is well-formed if $E(\mathcal{G}) = \text{WF}$. We have the following result:

Theorem 4.2 ([For04]). *If \mathcal{G} is well-formed then it is complete.*

Proof. We will say that (e, s) is complete iff $\exists_{n,r} (e, s) \xrightarrow{n} r$. So we have to prove that (e, s) is complete for all $e \in E(\mathcal{G})$ and all strings s . We proceed by induction over the length of the string s (IH_{out}), followed by induction on the depth of the derivation tree of $e \in \text{WF}$ (IH_{in}). So we have to prove correctness of a one step derivation of the well-formedness property (Figure 6) assuming that all expressions are total on shorter strings. The interesting cases are:

- For a sequence $e_1; e_2$ if $e_1; e_2 \in \text{WF}$ then $e_1 \in \text{WF}$, so (e_1, s) is complete by IH_{in} . If e_1 fails then $e_1; e_2$ fails. Otherwise $(e_1, s) \xrightarrow{n} \sqrt{s'}$. If $s = s'$ then $e_1 \in \mathbb{P}_0$ (Lemma 4.1) and hence $e_2 \in \text{WF}$ and (e_2, s') is complete by IH_{in} . If $s \neq s'$ then $|s'| < |s|$ (Theorem 3.4) and (e_2, s') is complete by IH_{out} . Either way (e_2, s') is complete and we conclude by semantical rules for sequence.
- For a repetition e^* , $e \in \text{WF}$ gives us completeness of (e, s) by IH_{in} . If e fails then we conclude by the base rule for repetition. Otherwise $(e^*, s) \xrightarrow{n} s'$ with $|s'| < |s|$ as $e \notin \mathbb{P}_0$. Hence we get completeness of (e^*, s') by IH_{out} and we conclude with the inductive rule for repetition. \square

5. FORMALLY VERIFIED XPEG INTERPRETER

In this Section we will present a Coq implementation of a parser interpreter. This task consists of formalizing the theory of the preceding sections and, based on this, writing an interpreter for well-formed XPEGs along with its correctness proofs. The development is too big to present it in detail here, but we will try to comment on its most interesting aspects.

We will describe how PEGs are expressed in Coq in Section 5.1, comment on the procedure for checking their well-formedness in Section 5.2 and describe the formal development of an XPEG interpreter in Section 5.3.

5.1. Specifying XPEGs in Coq. XPEGs in Coq are a simple reflection of Definition 3.2. They are specified over a finite enumeration of non-terminals (corresponding to \mathcal{V}_N) with their types (P_{type}):

Parameter prod : Enumeration.

Parameter prod_type : prod \rightarrow Type.

Building on that we define:

- *pexp*: un-typed parsing expressions, Δ , and
- *PExp*: their typed variant, Δ_α , which follows the typing discipline from Figure 3.

We present both definitions side by side:

Inductive pexp : Type :=	Inductive PExp : Type \rightarrow Type :=
<i>empty</i>	<i>Empty</i> : PExp True
<i>anyChar</i>	<i>AnyChar</i> : PExp char
<i>terminal</i> (a : char)	<i>Terminal</i> : char \rightarrow PExp char
<i>range</i> (a z : char)	<i>Range</i> : char * char \rightarrow PExp char
<i>nonTerminal</i> (p : prod)	<i>NonTerminal</i> : $\forall p, \text{PExp } (\text{prod_type } p)$
<i>seq</i> (e1 e2 : pexp)	<i>Seq</i> : $\forall A B, \text{PExp } A \rightarrow \text{PExp } B \rightarrow \text{PExp } (A * B)$
<i>choice</i> (e1 e2 : pexp)	<i>Choice</i> : $\forall A, \text{PExp } A \rightarrow \text{PExp } A \rightarrow \text{PExp } A$
<i>star</i> (e : pexp)	<i>Star</i> : $\forall A, \text{PExp } A \rightarrow \text{PExp } (\text{list } A)$
<i>not</i> (e : pexp)	<i>Not</i> : $\forall A, \text{PExp } A \rightarrow \text{PExp } \text{True}$
<i>id</i> (e : pexp).	<i>Action</i> : $\forall A B, \text{PExp } A \rightarrow (A \rightarrow B) \rightarrow \text{PExp } B$.

Those definitions are straight-forward encodings of Definitions 2.1 and 3.1. We implemented the range operator $[a-z]$ as a primitive, as in practice it occurs frequently in parsers and

implementing it as a derived operation by a choice over all the characters in the range is inefficient. That means that in the formalization we had to extend the semantics of Figure 4 with this operator, in a straightforward way.

It is worth noting here that $PExp$ is *large*, in terms of Coq universe levels, as its index lives in $Type$. We never work with propositional equality of types, so the constraints on types used in constructors of $PExp$, come only from the inductive definition itself. In particular, $PExp$ must live at a higher universe level than any type used in its constructors.

For “regular” use of our parsing machinery this should pose no problems. However, should we want to develop some higher-order grammars (grammars that upon parsing return another grammar) we would very soon run into Coq’s *Universe Inconsistency* problems. In fact higher-order grammars are not expressible in our framework anyway, due to the use of Coq’s module system. We will return to this issue in Section 8.

With $pexp$ and $PExp$ in place we continue by defining, in an obvious way, conversion functions from one structure to the another.

Fixpoint $pexp_project\ T\ (e : PExp\ T) : pexp := \{...\}$

Fixpoint $pexp_promote\ (e : pexp) : PExp\ True := \{...\}$

Conversion from $PExp$ to $pexp$ simply erases types and maps *Actions* to dummy constructor id . Conversion in the other direction maps to expressions of a singleton type $True$, inserting, where needed, type coercions using *Action* operator.

To complete the definition of XPEG grammar, Definition 3.2, we declare definitions of non-terminals (P_{exp}) and the starting production (v_{start}) as:

Parameter production : $\forall p : prod, PExp\ (prod_type\ p)$.

Parameter start : $prod$.

There are two observations that we would like to make at this point. First, by means of the above embedding of XPEGs in Coq, every such XPEG is well-defined (though not necessarily well-formed). In particular there can be no calls to undefined non-terminals and the conformance with the typing discipline from Figure 3 is taken care of by the type-checker of Coq.

Secondly, thanks to the use of Coq’s mechanisms, such as notations and coercions, expressing an XPEG in Coq is still relatively easy as we will see in the following example.

Example 5.1. Figure 7 presents a precise Coq rendering of the productions of the XPEG grammar from Example 3.3. It is not much more verbose than the original example. Each Pi function corresponds to i ’th projection and they work with arbitrary n -tuples thanks to the type-class mechanism. ◁

5.2. Checking well-formedness of an XPEG. To check well-formedness of XPEGs we implement the procedure from Section 4. It is worth noting that the function to compute XPEG properties, by iterating the derivation rules of Figure 5 until reaching a fix-point, is not structurally recursive. Similarly for the well-formedness check with rules from Figure 6. Fortunately the Program feature [Soz07] of Coq makes specifying such functions much easier. We illustrate it on the well-formedness check (computing properties is analogous).

We begin by one-step well-formedness derivation corresponding to Figure 6.

Definition $wf_analyse\ (exp : pexp)\ (wf : PES.t) : bool :=$

match exp **with**

```

Program Definition production p :=
  match p return PExp (prod_type p) with
    | ws   ⇒ (" " / "\t") [*]      [#]
    | number ⇒ ["0" -- "9"] [+]    [→] digListToRat
    | term ⇒ ws; number; ws      [→] (λv ⇒ P2 v)
              / ws; "("; expr; ")" ; ws [→] (λv ⇒ P3 v)
    | factor ⇒ term; "*" ; factor [→] (λv ⇒ P1 v * P3 v)
              / term
    | expr ⇒ factor; "+" ; expr    [→] (λv ⇒ P1 v + P3 v)
              / factor
  end.

```

Figure 7: A Coq version of the XPEG for mathematical expressions from Example 3.3

```

| empty ⇒ true
| range _ _ ⇒ true
| terminal a ⇒ true
| anyChar ⇒ true
| nonTerminal p ⇒ is_wf (production p) wf
| seq e1 e2 ⇒ is_wf e1 wf ∧ (if e1 - [gp] → 0 then is_wf e2 wf else true)
| choice e1 e2 ⇒ is_wf e1 wf ∧ is_wf e2 wf
| star e ⇒ is_wf e wf ∧ (negb (e - [gp] → 0))
| not e ⇒ is_wf e wf
| id e ⇒ is_wf e wf
end.

```

This function take a set of well-formed expressions computed so far (*PES* standing for “parsing expression set”) and an expression *exp* and returns true iff *exp* should also be consider well-formed, according to the derivation system of Figure 6. Here *gp* is the set of global properties computed following the procedure of Section 4.2 (again, we do not show the code here, as that procedure is very analogous to the inference of well-formedness, that we describe). Hence $e - [gp] \rightarrow 0$ should be read as $e \in \mathbb{P}_0$ and *is_wf* is an abbreviation for set membership, *i.e.*:

Definition $is_wf : pexp \rightarrow PES.t \rightarrow bool := PES.mem.$

With that in place we continue with a simple function that extends the set of well-formed expressions with the one being considered now, in case it was established to be well-formed by invocation of *wf_analyse* and otherwise leaves this set unchanged.

Definition $wf_analyse_exp (exp : pexp) (wf : PES.t) : PES.t :=$
if *wf_analyse exp wf* **then** *PES.add exp wf* **else** *wf*.

Now the one step derivation over all expressions $E(\mathcal{G})$, represented by the constant *grammarExpSet* below, can be realized as a simple fold operation using the above function:

Definition $wf_derive (wf : PES.t) : PES.t :=$
PES.fold wf_analyse_exp grammarExpSet wf.

Now, the complete analysis is a fixpoint of applying one-step derivation wf_derive .

Program Fixpoint $wf_compute (wf : WFset) \{measure\ wf_measure\ wf\} : WFset :=$
 $\text{let } wf' := wf_derive\ wf \text{ in}$
 $\text{if } PES.equal\ wf\ wf' \text{ then } wf \text{ else } wf_compute\ wf'.$

Here $WFset$ is a set of well-formed expressions:

Definition $WFset := \{e : PES.t \mid wf_prop\ e\}$

where wf_prop is a predicate capturing well-formedness of an expression.

The main difficulty here is that $wf_compute$ is not structurally recursive. However, we can construct a measure (into \mathbb{N}) that will decrease along recursive calls as:

$$wf_measure ::= |E(\mathcal{G})| - |wf|$$

Now we can prove this procedure terminating, as the set of well-formed expressions is growing monotonically and is contained in $E(\mathcal{G})$:

$$wf \subseteq wf_derive\ wf$$

$$wf \subseteq E(\mathcal{G}) \implies wf_derive\ wf \subseteq E(\mathcal{G})$$

The Program feature [Soz07] of Coq, is very helpful in expressing such non structurally recursive functions, as well as in general programming with dependent types. The downside of Program is that it inserts type casts, making reasoning about such functions more difficult. This can be usually overcome with the use of sigma-types capturing the function specification (wf_prop in our example) together with its return value. This style of programming seems to be particularly well suited when working with Program.

Finally we obtain the set of well-formed expressions of a grammar by iterating to a fix-point, starting with an empty set:

Program Definition $WFexps : PES.t := wf_compute\ PES.empty.$

a grammar expression exp is well-formed if it belongs to this set

Definition $WF (exp : pexp) : Prop := PES.In\ exp\ WFexps.$

and a grammar is well-formed if all its expressions are well-formed:

Definition $grammar_WF : Prop := grammarExpSet [=] WFexps.$

Above we presented a complete code of the well-formedness analysis (Section 4.3), excluding the inference of properties (Section 4.2). Naturally, every of those functions is accompanied with some lemmas stating its correctness and their proofs. Those proofs, with Ltac definitions used to discard them, constitute roughly 4-5x the size of the definitions. This factor is so low thanks to heavy use of Ltac automation in the proofs; the proof style advocated by Chlipala [Chl09], which we, eventually, learned to embrace fully.

Our interpreter (more on it in the following section) will work on XPEGs, not on PEGs. However, the termination analysis sketched above considers un-typed parsing expressions $pexp$, obtained by projecting XPEGs expressions (with $pexp_project$). The reason is two-fold.

Firstly, semantic actions are embedded in Coq's programming language and hence are terminating and have no influence on the termination analysis of the grammar. Hence

a termination of the parser on expression $e : PExp\ T$ is immediate from termination of $pexp_project\ e : pexp$.

Secondly, the well-formedness procedure presented above needs to maintain a set of parsing expressions ($WFset$) and for that we need a decidable equality over parsing expressions. Equality over Δ_α is not decidable, as, within coercion operator $e[\mapsto]f$ they contain arbitrary functions f .

An alternative approach would be to consider $WFset$ modulo an equivalence relation on parsing expressions coarser than the syntactic equality, which would ignore f components in $e[\mapsto]f$ coercions. That would avoid formalization of the un-typed structure $pexp$ altogether for the price of reasoning with dependently typed $PExp$'s in the well-formedness analysis.

5.3. A formal interpreter for XPEGs. For the development of a formal interpreter for XPEGs we used the *ascii* type of Coq for the set of terminals \mathcal{V}_T . The string type from the standard library of Coq is isomorphic to lists of characters. In its place we just used a list of characters, in order to be able to re-use a rich set of available functions over lists.

First let us define the result of parsing an expression $PExp\ T$ on some string:

Inductive *ParsingResult* ($T : Type$) : *Type* :=

| *PR_fail*.
| *PR_ok* ($s : string$) ($v : T$)

i.e., a parsing can either fail (*PR_fail*) or succeed (*PR_ok* $s\ v$), in which case we obtain a suffix s that remains to be parsed and an associated semantic value v .

Now after requiring a well-formed grammar, interpreter can be defined as a function with the following header:

Variable *GWF* : *grammar_WF*.

Program Fixpoint *parse* ($T : Type$) ($e : PExp\ T \mid is_grammar_exp\ e$) ($s : string$)

{**measure** (e, s) \succ } : { $r : ParsingResult\ T \mid \exists n, [e, s] \Rightarrow [n, r]$ }

So this function takes three arguments (the first one implicit):

- T : a type of the result of parsing (α),
- e : a parsing expression of type T (Δ_α), with a proof (*is_grammar_exp* e) that it belongs to the grammar \mathcal{G} (which in turn is checked beforehand to be well-formed) and
- s : a string to be parsed.

The last line in the above header describes the type of the result of this function, where $[e, s] \Rightarrow [n, r]$ is the expected encoding of the semantics from Figure 4 and corresponds to $(e, s) \overset{n}{\rightsquigarrow} r$. So the *parse* function produces the parsing result r (either \perp or \sqrt{s}^v , with $v : T$), such that $(e, s) \overset{n}{\rightsquigarrow} r$ for some n , *i.e.*, it is correct with respect to the semantic of XPEGs.

The body of the *parse* function performs pattern matching on expression e and interprets it according to the semantics from Figure 2. We show a simplified (the actual pattern matching is slightly more involved due to dealing with dependent types) excerpt of this function for a few types of expressions:

match e **with**
| *Empty* $\Rightarrow Ok\ s\ I$
| *Terminal* $c \Rightarrow$
 match s **with**


```

| nil ⇒ Fail
| x :: xs ⇒
  match CharAscii.eq_dec c x with
  | left _ ⇒ Ok xs c
  | right _ ⇒ Fail
  end
end
| NonTerminal p ⇒ parse (production p) s
| Choice _ e1 e2 ⇒
  match parse e1 s with
  | PR_ok s' v ⇒ Ok s' v
  | PR_fail ⇒ parse e2 s
  end
| Star _ e ⇒
  match parse e s with
  | PR_fail ⇒ Ok s []
  | PR_ok s' v ⇒
    match parse (e [*]) s' with
    | PR_fail ⇒ !
    | PR_ok s'' v' ⇒ Ok s'' (v :: v')
    end
  end
| Not _ e ⇒
  match parse e s with
  | PR_ok _ _ ⇒ Fail
  | PR_fail ⇒ Ok s I
  end
| Action _ _ e f ⇒
  match parse e s with
  | PR_ok s' v ⇒ Ok s' (f v)
  | PR_fail ⇒ Fail
  end
| ...
end

```

The termination argument for this function is based on the decrease of the pair of arguments (e, s) in recursive calls with respect to the following relation \succ :

$$(e_1, s_1) \succ (e_2, s_2) \iff \exists_{n_1, r_1, n_2, r_2} (e_1, s_1) \overset{n_1}{\rightsquigarrow} r_1 \wedge (e_2, s_2) \overset{n_2}{\rightsquigarrow} r_2 \wedge n_1 > n_2$$

So (e_1, s_1) is bigger than (e_2, s_2) in the order if its step-count in the semantics is bigger. The relation \succ is clearly well-founded, due to the last conjunct with $>$, the well-founded order on \mathbb{N} . Since the semantics of \mathcal{G} is complete (due to Theorem 4.2 and the check for well-formedness of \mathcal{G} as described in Section 5.2) we can prove that all recursive calls are indeed decreasing with respect to \succ .

Clearly this function also generates a number of proof obligations for expressing correctness of the returned result with respect to the semantics of PEGs. Dismissing them is actually rather straightforward, due to the fact that the implementation of the interpreter and the operation semantics of PEGs are very close to each other. That means that *by far the majority of our work was in establishing termination, not correctness.*

6. EXTRACTING A PARSER: PRACTICAL EVALUATION

In the previous section we described a formal development of an XPEG interpreter in the proof assistant Coq. This should allow us for an arbitrary, well-formed XPEG \mathcal{G} , to specify it in Coq and, using Coq’s extraction capabilities [Let08], to obtain a certified parser for \mathcal{G} . We are interested in code extraction from Coq, to ease practical use of TRX and to improve its performance. At the moment target languages for extraction from Coq are OCaml [L⁺96], Haskell [PJ⁺02] and Scheme [SJ98]. We use the FSets [FL04] library (part of the Coq standard library for manipulation of the set data-type) developed using Coq’s modules and functors [Chr03], which are not yet supported by extraction to Haskell or Scheme. However, there is an ongoing work on porting FSets to type classes [SO08], which are supported by extraction.

First, in Section 6.1, we will sketch the various performance-related improvements that we made along our development and present case studies on two examples: XML and Java. Then in Section 6.2 we will present a benchmark of certified TRX against a number of other tools on those two examples.

6.1. Case study of TRX on XML and Java. A well-known issue with extraction is the performance of obtained programs [CFL06, Let08]. Often the root of this problem is the fact that many formalizations are not developed with extraction in mind and trying to extract a computational part of the proof can easily lead to disastrous performance [CFL06]. On the other hand the CompCert project [Ler09] is a well-known example of extracting a certified compiler with satisfactory performance from a Coq formalization.

As most of TRX’s formalization deals with grammar well-formedness, which should be discarded in the extracted code, we aimed at comparable performance for certified TRX and its non-certified counterpart that we prototyped manually. We found however that the first version’s performance was unacceptable and required several improvements, which we will discuss in the remainder of this section.

We started with a case study of XML using an XML PEG developed internally at MLstate. The first extracted version of TRX-cert parsed 32kB of XML in more than one minute. To our big surprise, performance was somewhere between quadratic and cubic with rather large constants. To our even bigger surprise, inspection of the code revealed that the *rev* function from Coq’s standard library (from the module *Coq.Lists.List*) that reverses a list was the source of the problem. The *rev* function is implemented using *append* to concatenate lists at every step, hence yielding quadratic time complexity.

We used this function to convert the input from OCaml strings to the extracted type of Coq strings. This is another difficulty of working with extracted programs: all the data-types in the extracted program are defined from scratch and combining such programs with un-certified code, even just to add a minimal front-end, as in our case, sometimes requires translating back and forth between OCaml’s primitive types and the extracted types of Coq.

Fixing the problem with *rev* resulted in a linear complexity but the constant was still unsatisfactory. We quickly realized that implementing the range operator by means of repeated choice is suboptimal as a common class of letters $[a-z]$ would lead to a composition of 26 choices. Hence we extended the semantics of XPEGs with semantics of the range operator and instead of deriving it implemented it “natively”.

Yet another surprise was in store for us as the performance instead of improving got worse by approximately 30%. This time the problem was the fact that in Coq there is no predefined polymorphic comparison operator (as in OCaml) so for the range operation we had to implement comparison on characters. We did that by using the predefined function from the standard library converting a character to its ASCII code. And yet again we encountered a problem that the standard library is much better suited for reasoning than computing: this conversion function uses natural numbers in Peano representation. By re-implementing this function using natural numbers in binary notation (available in the standard library) we decreased the running time by a factor of 2.

Further profiling the OCaml program revealed that it spends 85% of its time performing garbage collection (GC). By tweaking the parameters of OCaml’s GC, we obtained an important 3x gain, leading to TRX-cert’s current performance as presented in the following section. We believe a more careful inspection will reveal more potential sources of improvements, as there is still a gap between the performance that we reached now and the one of our prototype written by hand.

We continued with a more realistic case study based on parsing the Java language, using the PEG for Java developed by Redziejowski [Red07]. The grammar, consisting of 216 rules, was automatically translated to TRX format. We immediately hit performance problems as our encoding contains a type enumerating all the rules (*prod*) and proving that equality is decidable on this type, using Coq’s *decide equality* tactic, took initially 927 sec. (≈ 15 minutes). We were able to improve it by writing a tactic dedicated to such simple enumeration types (using Coq’s Ltac language) and decrease this time to 104 sec.

We did not meet any more scaling difficulties. Testing XML and Java grammars for well-formedness, with the extracted Ocaml code, took, respectively, 0.1 and 0.7 sec. (this test needs to be performed only once). We will discuss the performance of the parsing itself, and compare it with other tools, in the following section.

6.2. Performance comparison. For our benchmarking experiment, see Figure 8 on the following page, we used the following tools:

JAXP: a reference implementation for the XML parser, using a DOM parser of the “Java API for XML processing”, JAXP [JAX].

JavaCC: a Java parser [Java] written in Java using JavaCC [Javb] parser generator.

TRX-cert: the certified TRX interpreter, which is the subject of this paper and is described in more detail in Section 5.

TRX-gen: MLstate’s own production-used PEG-based parser generator (for experiments we used its simple version without memoization).

TRX-int: a simple prototype with comparable functionality to TRX-cert, though developed manually.

Mouse: a PEG-based parser generator, with no memoization, implemented in Java by Redziejowski [Red09].

Figure 8 plots performance of the aforementioned tools on two benchmarks:











tool	XML parser	Java parser
JAXP	2.3s. 	
JavaCC		23.0s. 
TRX-gen	5.1s. 	25.5s. 
TRX-int	40.0s. 	289.3s. 
TRX-cert	128.9s. 	662.4s. 
Mouse	206.4s. 	269.6s. 

Figure 8: Performance of certified TRX (TRX-cert) compared to a number of other tools on the examples of parsing Java and XML.

XML: 10 XML files with a total size of 40MB generated using the XML benchmarks generator XMark [SWK⁺02].

Java: a complete source code of the J2SE JDK 5.0 consisting of nearly 11.000 files with a total size of 117MB.

The most interesting comparison is between TRX-cert and TRX-int. The latter was essentially a prototype of the former but developed manually, whereas TRX-cert is extracted from a formal Coq development. At the moment the certified version is approximately 2 – 3x slower. In principle this difference can be attributed either to the verification overhead (computations that are but should not be performed, as they are part of the logical reasoning to prove correctness and not of the actual algorithm), extraction overhead (sub-optimal code generated by the extraction process) or algorithmic overhead (the algorithm that we coded in Coq is sub-optimal in itself).

We believe there is no *verification overhead* in TRX-cert, as all the correctness proofs are discarded by the process of extraction and we never used the proof mode of Coq to define objects with computational content (which are extracted).

The *extraction overhead* in our case mainly manifests itself in many dispensable conversions. For instance the second component of the sigma type $\{x : T \mid P(x)\}$ is discarded during the extraction, so such a type is extracted simply as T and the first projection function *proj1_sig* as identity. Since sigma types are used extensively in our verification, the extracted code is full of such vacuous conversions. However, our experiments seem to indicate that Ocaml’s compiler is capable of optimizing such code, so that this should have no noticeable impact on performance.

Apart from those two types of overheads associated with extraction, often the sub-optimal extracted code can be tracked back to sub-optimal code in the development itself or in Coq libraries. We already mentioned few of such problems in Section 6.1. We believe another one is the model of characters from the standard library of Coq, *Coq.Strings.Ascii*, which we used in this work. The characters are modeled by 8 booleans, *i.e.*, 8 bits of the character:

Inductive *ascii* : Set := *Ascii* (_ _ _ _ _ _ _ _ : bool).

Not surprisingly such characters induce larger memory footprint and also comparison between such structures is much less efficient than between native (1-byte) characters of Ocaml. There is an on-going work on improving interplay between Ocaml’s native types and their Coq counter-parts, which should hopefully address this problem.

However, the main opportunity for improving performance seems to be in switching from interpretation to *code generation*. As witnessed by the difference between TRX-int and TRX-gen this can have a very substantial impact on performance. We will say some more about that in discussion in Section 8.

It is worth noting that the performance of TRX-cert is quite competitive when compared with Java code generated by Mouse.

We would like to conclude this section with the observation that even though making such benchmarks is important it is often just one of many factors for choosing a proper tool for a given task. There are many applications which will never parse files exceeding $100kB$ and it is often irrelevant whether that will take $0.1s$. or $0.01s$. For some of those applications it may be much more relevant that the parsing is formally guaranteed to be correct.

7. RELATED WORK

Parsing is a well-studied and well-understood topic and the software for parsing, parser generators or libraries of parser combinators, is abundant. And yet there does seem to be hardly any work on *formally verified* parsing.

Danielsson [Dan10] develops a library of parser combinators (see Hutton [Hut92]) with termination guarantees in the dependently typed functional programming language Agda [Agd] (see also joined work with Norell [DN08]). The main difference in comparison with our work is that Danielsson provides a library of combinators, whereas we aim at a parser generator for PEG grammars (though at the moment we only have an interpreter). Perhaps more importantly, the approach of Danielsson allows many forms of left recursion, which we cannot handle at present. Another difference is in the way termination is ensured: Danielsson uses dependent types to extend type of parser combinators with the information about whether or not they accept the empty string; which is subsequently used to guarantee termination. In contrast we use deep embedding of the grammar and a reflective procedure to check whether a given grammar is terminating. Some consequences of those choices will be explored in more depth in the following section.

Ideas similar to Danielsson and Norell [DN08] were previously put forward, though just as a proof of concept, by McBride and McKinna [MM02].

Probably the closest work to ours is that of Barthwal and Norrish [BN09], where the authors developed an SLR parser in HOL. The main differences with our work are:

- PEGs are more expressive than SLR grammars, which are usually not adequate for real-world computer languages,
- as a consequence of using PEGs we can deal with lexical analysis, while it would have to be formalized and verified in a separate stage for the SLR approach.
- our parser is proven to be totally correct, *i.e.*, correct with respect to its specification and terminating on all possible inputs (which was actually far more difficult to establish than correctness), while the latter property does not hold for the work of Barthwal and Norrish.
- performance comparison with this work is not possible as the paper does not present any case-studies, benchmarks or examples, but the fact that “the DFA states are computed on the fly” [BN09] suggests that the performance was not the utmost goal of that work.

Finally there is the recent development of a packrat PEG parser in Coq by Wisnesky et al. [WMM09], where the given PEG grammar is compiled into an imperative computation within the Ynot framework, that when run over an arbitrary imperative character stream, returns a parsing result conforming with the specification of PEGs. Termination of such generated parsers is not guaranteed.

8. DISCUSSION AND FUTURE WORK

One of the main challenges in developing a certified parser is ensuring its termination. In this paper we presented an extrinsic approach to this problem: we use a deep embedding to represent parsing expressions in Coq and then develop a certified algorithm to verify that a given PEG is well-formed. We then express the parser (interpreter) with non-structural recursion and the well-formedness of the grammar allows us to justify that the recursion is well-founded.

There is an alternative, intrinsic approach to the problem of termination, which is, for instance, used by Danielsson [DN08, Dan10], as mentioned in the previous section. They develop a library of parser combinators and use the type system of the host language – in this case, Agda – to restrict the parser combinators to well-formed ones.

This is a very attractive approach, as by cleverly using the type system of the host language we obtain certain verified properties for free, hence decreasing the formalization overhead. However, it has the usual drawback of a shallow embedding approach: it is tied to the host language, i.e. Danielsson’s parsers must unavoidably be written in Agda.

At the moment the same is true about our work: to use certified TRX, as presented in this paper, the grammar must be expressed in Coq. However, this is not a necessity with our approach, as we will sketch in a moment. The motivation for avoiding the need to use Coq is clear: this could make our certified parser technology usable for people outside of the small community of theorem provers (Coq, in particular) experts.

As our work uses deep embedding of parsing expressions, it should be possible to turn it into a *generic parser generator*. Doing so could be accomplished by *bootstrapping* TRX: it should be possible to write a grammar in it that would synthesize a PEG in Coq (in our format; Section 5.1) from its textual description. After this transformation the grammar could be checked for well-formedness (with our generic procedure for checking well-formedness of PEGs; Section 5.2) finally allowing parsing with this grammar (with our interpreter; Section 5.3). This would result (via extraction) in a tool that would be capable of parsing grammars expressed in a simple textual markup, hence surpassing any need to use/know Coq for the users of such a tool.

The main difficulty with obtaining such a tool lies in the bootstrapping process. To do so we would need a kind of a higher-order grammar: a PEG formally describing its own syntax, that would take a textual description of a grammar and turn it into a PEG in our format. Such a grammar would need to have the type $PExp (PExp (-))$ and, as already hinted in Section 5.1, with our present encoding, that would lead to universe inconsistency problems. Also, our current use of module system precludes such use-case as modules are not first-class citizens in Coq and one cannot construct higher-order functors.

But there is a more fundamental problem here: how do we synthesize semantic actions from their textual description? If the semantics actions were to be expressed in the calculus of constructions of Coq, the way they are now, this seems to be futile.

Let us step back a bit for a moment and consider a simpler problem: what if we only wanted a *recognizer*, *i.e.*, a parser that does not return any result, but only indicates whether a given string is in the language described by the grammar or not. To address the aforementioned problem with modules ([Chr03]) we could switch to type classes ([SO08]) instead. Then we could build a generic recognizer as follows (pseudo-code):

Definition $PEG_grammar : PExp\ peg := \dots$

Program Definition $do_parse (grammar : string) (input : string) :=$

```

match parse PEG_grammar grammar with
  | PR_ok _ peg  $\Rightarrow$  parse (promote peg) input
  | PR_fail  $\Rightarrow$  PR_fail
end.

```

Here $PEG_grammar$ is the grammar for PEGs. The main do_parse function takes two arguments: $grammar$ with the textual description of the grammar to use and $input$ being the $input$ which we want to parse using the given $grammar$. We use $PEG_grammar$ to parse $grammar$ and, hopefully, obtain its internal representation $peg : pexp$, in which case we again invoke $parse$ with $promote\ peg$ grammar and $input$ as the input string. Extracting do_parser would give us a generic recognizer, that could be used without Coq (or any knowledge thereof).

Admittedly, in practice we are rarely interested in merely validating the input; usually we really want to *parse* it, obtaining its structural representation. How can the above approach be extended to accommodate that and still result in a stand-alone tool, not requiring interaction with Coq?

One option would be to move from interpretation to code generation and then using the target language to express semantic actions. An additional advantage is that this should result in a big performance gain (compare the performance of TRX and TRX-int in Figure 8). But that would be a major undertaking requiring reasoning with respect to the target language's semantics for the correctness proofs and some sort of (formally verified) termination analysis for that language, to ensure termination of the code of semantic actions (and hence the generated parser).

The aforementioned termination problem for a parser generator could be simplified by restricting the code allowed in semantic actions to some subset of the target language, which is still expressive enough for this purpose but for which the termination analysis is simpler. For instance for a purely functional target language one could disallow recursion altogether in productions (making termination evident), only allowing use of some predefined set of combinators (to improve expressivity of semantic actions), which could be proven terminating manually.

Another solution would be not to use semantic actions altogether, but construct a parse tree, the shape of which could be influenced by annotations in the grammar. This is the approach used, for instance, in the Ocaml PEG-based parser generator Aurochs [Dur09]. We believe this is a promising approach that we hope to explore in the future work.

A complete different approach to developing a practical, certified parser generator would be the standard technique of verification *a posteriori*: use an untrusted parser that, apart from its result, generates some sort of a certificate (parse tree) and develop a (formally correct) tool to verify, using the certificate, that the output of the tool (for a given input and given grammar) is correct. The attractiveness of this approach lies in the fact that such

a verifier would typically be much simpler than the parser itself. There are two problems with this approach though:

- this approach could at best give us partial correctness guarantees, as we would not be able to ensure termination of the un-trusted parser (unless we also prove it in some way);
- if the parsing is successful it is relatively clear what a certificate should be (parse tree), but what if it is not? How can we certify incorrectness of input with respect to the grammar?

Apart from making the certified TRX a Coq independent, standalone tool and moving from interpretation to code generation we also identify a number of other possible improvements to TRX as future work:

- (1) Linear parsing time with PEGs can be ensured by using packrat parsing [For02b], *i.e.*, enhancing the parser with memoization. This should be relatively easy to implement (it has, respectively, no and little impact on the termination and correctness arguments for certified TRX), but induces high memory costs (and some performance overhead), so it is not clear whether this would be beneficial. An alternative would be to develop (formally verified?) tools to perform grammar analysis and warn the user in case the grammar can lead to exponential parsing times.
- (2) Another important aspect is that of left-recursive grammars, which occur naturally in practice. At the moment it is the responsibility of the user to eliminate left-recursion from a grammar. In the future, we plan to address this problem either by means of left-recursion elimination [For02a], *i.e.*, transforming a left-recursive grammar to an equivalent one where left-recursion does not occur (this is not an easy problem in presence of semantic actions, especially if one also wants to allow mutually left-recursive rules). Another possible approach is an extension to the memoization technique that allows dealing with left-recursive rules [WDM08].
- (3) Finally support for *error messages*, for instance following that of the PEG-based parser generator Puppy [For02a], would greatly improve usability of TRX.

9. CONCLUSIONS

In this paper we described a Coq formalization of the theory of PEGs and, based on it, a formal development of *TRX: a formally verified parser interpreter for PEGs*. This allows us to write a PEG, together with its semantic actions, in Coq and then to extract from it a *parser with total correctness guarantees*. That means that the parser will terminate on all inputs and produce parsing results correct with respect to the semantics of PEGs. Considering the importance of parsing, this result appears as a first step towards a general way to bring added quality and security to all kinds of software .

The emphasis of our work was on *practicality*, so apart from treating this as an interesting academic exercise, we were aiming at obtaining a tool that scales and can be applied to real-life problems. We performed a case study with a (complete) Java grammar and demonstrated that the resulting parser exhibits a reasonable performance. We also stressed the importance of making those results available to people outside of the small circle of theorem-proving experts and presented a plan of doing so as future work.

Acknowledgments. We would like to thank Matthieu Sozeau for his invaluable help with the Program feature [Soz07] of Coq and the anonymous referees for their helpful comments, which greatly improved presentation of this paper. Also the very pragmatic (and immensely helpful) book of Chlipala [Chl09], as well as friendly advice from people on Coq’s mailing list turned out to be invaluable in the course of this work.

REFERENCES

- [Agd] The Agda wiki. <http://wiki.portal.chalmers.se/agda/>.
- [ASU86] Alfred V. Aho, Ravi Sethi, and Jeffrey D. Ullman. *Compilers: Principles, Techniques, and Tools*. Addison-Wesley, 1986.
- [AU72] Alfred V. Aho and Jeffrey D. Ullman. *The Theory of Parsing, Translation and Compiling - Vol. I: Parsing*. Prentice Hall, 1972.
- [BC04] Yves Bertot and Pierre Castéran. *Interactive Theorem Proving and Program Development. Coq’Art: The Calculus of Inductive Constructions*. Texts in Theoretical Computer Science. Springer Verlag, 2004.
- [BN09] Aditi Barthwal and Michael Norrish. Verified, executable parsing. In *Programming Languages and Systems, 18th European Symposium on Programming (ESOP ’09)*, volume 5502 of *Lecture Notes in Computer Science*, pages 160–174, 2009.
- [Bur75] William H. Burge. *Recursive Programming Techniques*. Addison-Wesley, 1975.
- [CFL06] Luís Cruz-Filipe and Pierre Letouzey. A large-scale experiment in executing extracted programs. *Electronic Notes in Theoretical Computer Science*, 151(1):75–91, 2006.
- [Chl09] Adam Chlipala. *Certified Programming with Dependent Types*. 2009. Available from <http://adam.chlipala.net/cpdt/>.
- [Chr03] Jacek Chrzaszcz. Implementing modules in the Coq system. In *16th International Conference on Theorem Proving in Higher Order Logics (TPHOL ’03)*, volume 2758 of *Lecture Notes in Computer Science*, pages 270–286, 2003.
- [Coq] The Coq proof assistant: Reference manual, version 8.2. <http://coq.inria.fr>.
- [Dan10] Nils Anders Danielsson. Total parser combinators. In *Proceedings of the 15th ACM SIGPLAN International Conference on Functional programming (ICFP 2010)*, pages 285–296, 2010.
- [DN08] Nils Anders Danielsson and Ulf Norell. Structurally recursive descent parsing, 2008. Draft. <http://www.cs.nott.ac.uk/~nad/publications>.
- [Dur09] Berke Durak. Aurochs. <http://aurochs.fr/>, 2009.
- [FL04] Jean-Christophe Filliâtre and Pierre Letouzey. Functors for proofs and programs. In *Programming Languages and Systems, 13th European Symposium on Programming (ESOP ’04)*, volume 2986 of *Lecture Notes in Computer Science*, pages 370–384, 2004.
- [For02a] Bryan Ford. Packrat parsing: a practical linear-time algorithm with backtracking. Master’s thesis, Massachusetts Institute of Technology, 2002.
- [For02b] Bryan Ford. Packrat parsing: simple, powerful, lazy, linear time, functional pearl. In *7th ACM SIGPLAN International Conference on Functional Programming (ICFP ’02)*, pages 36–47, 2002.
- [For04] Bryan Ford. Parsing expression grammars: a recognition-based syntactic foundation. In *31st ACM SIGPLAN-SIGACT Symposium on Principles of Programming Languages (POPL ’04)*, pages 111–122, 2004.
- [Hut92] Graham Hutton. Higher-order functions for parsing. *The Journal of Functional Programming*, 2(3):323–343, 1992.
- [Java] JavaParser project. <http://code.google.com/p/javaparser/>.
- [Javb] *Java Compiler CompilerTM (JavaCCTM) – The Java Parser Generator*.
- [JAX] JAXP: Java for xml processing. <https://jaxp.dev.java.net/>.
- [KB10] Adam Koprowski and Henri Binsztok. TRX: A formally verified parser interpreter. In *Proceedings of the 19th European Symposium on Programming (ESOP ’10)*, volume 6012 of *Lecture Notes in Computer Science*, pages 345–365, 2010.
- [L⁺96] Xavier Leroy et al. Objective caml. <http://caml.inria.fr>, 1996.
- [Ler09] Xavier Leroy. Formal verification of a realistic compiler. *Communications of the ACM*, 52(7):107–115, 2009.

- [Let08] Pierre Letouzey. Extraction in Coq: An overview. In *Logic and Theory of Algorithms, 4th Conference on Computability in Europe (CiE '08)*, volume 5028 of *Lecture Notes in Computer Science*, 2008.
- [LMB92] John R. Levine, Tony Mason, and Doug Brown. *Lex & yacc*. O'Reilly, 1992.
- [MM02] Conor McBride and James McKinna. Seeing and doing, 2002. Presentation at the Workshop on Termination and Type Theory.
- [PJ⁺02] Simon Peyton-Jones et al. Haskell 98 language and libraries: The revised report, 2002. <http://haskell.org/>.
- [PQ94] Terence John Parr and Russell W. Quong. Adding semantic and syntactic predicates to LL(k): pred-LL(k). In *5th International Conference on Compiler Construction (CC'94)*, volume 786 of *Lecture Notes in Computer Science*, pages 263–277, 1994.
- [Red07] Roman R. Redziejewski. Parsing expression grammar as a primitive recursive-descent parser with backtracking. *Fundamenta Informaticae*, 79(3-4):513–524, 2007.
- [Red09] Roman Redziejewski. Mouse: from parsing expressions to a practical parser. In *Workshop on Concurrency, Specification, and Programming (CS&P '09)*, pages 514–525, 2009. <http://www.romanredz.se/freesoft.cont.htm#mouse>.
- [RTS] David Rajchenbach-Teller and François-Régis Sinot. OPA: Language support for a sane, safe and secure web. In *Proceedings of the OWASP AppSec Research 2010*. To appear.
- [SJ98] Gerald J. Sussman and Guy L. Steele Jr. Scheme: A interpreter for extended lambda calculus. *Higher-Order and Symbolic Computation*, 11(4):405–439, 1998.
- [SO08] Matthieu Sozeau and Nicolas Oury. First-class type classes. In *21st International Conference on Theorem Proving in Higher Order Logics (TPHOL '08)*, volume 5170 of *Lecture Notes in Computer Science*, pages 278–293, 2008.
- [Soz07] Matthieu Sozeau. Program-ing finger trees in Coq. In *Proceedings of the 12th ACM SIGPLAN International Conference on Functional Programming (ICFP 2007)*, pages 13–24, 2007.
- [SWK⁺02] Albrecht Schmidt, Florian Waas, Martin L. Kersten, Michael J. Carey, Ioana Manolescu, and Ralph Busse. XMark: A benchmark for XML data management. In *Proceedings of 28th International Conference on Very Large Data Bases (VLDB '02)*, pages 974–985, 2002. <http://www.xml-benchmark.org/>.
- [WDM08] Alessandro Warth, James R. Douglass, and Todd D. Millstein. Packrat parsers can support left recursion. In *ACM SIGPLAN Symposium on Partial Evaluation and Semantics-based Program Manipulation (PEPM '08)*, pages 103–110, 2008.
- [WMM09] Ryan Wisnesky, Gregory Malecha, and Greg Morrisett. Certified web services in Ynot. In *Proceedings of WWW'09*, pages 5–19, 2009.