

Near-Solar-Circle Method for Determination of the Galactic Constants

Sofue, Y.¹, Nagayama, T.², Matsui, M.³, and Nakagawa, A.³

1. Dept. Physics, Meisei University, Hino, Tokyo 191-8506

2. Inst. Astronomy, Univ. Tokyo, Mitaka 181-0015, Tokyo,

3. Mizusawa VLBI Observatory, National Astronomical Observatory of Japan, Mitaka, Tokyo 181-8588,

3. Dept. Physics and Astronomy, Kagoshima-University, Kagoshima 890-0063,

E-mail: sofue@ioa.s.u-tokyo.ac.jp

(Received 2010 0; accepted 2010 0)

Abstract

We propose a method to determine the galactic constants R_0 (distance to the Galactic Center) and V_0 (rotation velocity of the Sun) from measurements of distances, radial velocities and proper motions of objects near the solar circle. This is a modification of the solar-circle method to a more practical observational method. We apply the method to determine R_0 using data from the literature with known distances and radial velocities, and obtain $R_0 = 7.54 \pm 0.77$ kpc.

Key words: astrometry: distance — galaxies: the Galaxy— galaxies: Galactic constants — galaxies: rotation curve — galaxies: Galactic Center

1. Introduction

The major parameters for studying the structure and dynamics of the Galaxy are the galactic constants R_0 and V_0 , which are the distance of the Sun from the Galactic Center and the circular rotational velocity of the LSR (Local Standard of Rest), respectively. They are the most fundamental parameters for the rotation curve and mass analyses of the Galaxy, and are often assumed to be 8 kpc and 200 km s^{-1} (Sofue et al. 2009). However, the currently determined values allow a wide range of uncertainties, diverging from ~ 7 to 9 kpc and ~ 180 to 250 km s^{-1} (Reid et al. 1993, 2009a; McMillan and Binney 2010; Olling and Merrifield 1998; Honma and Sofue 1997).

There have been various methods to determine R_0 and V_0 , that include the direct distance measurements of the parallax of Sgr A* using radio VLBI technique, measurement of the distance to the star forming region Sgr B using the statistical parallax method, and the measurement of distance to the center of mass of the distribution of globular clusters from spectroscopic parallax as well as the period-luminosity relation of RR Lyr variables (review by Reid et al. 1993; Reid et al. 1988, 2004, 2009a, b; Eisenhauer et al. 2005; McMillan and Binney 2010).

The solar-circle method is a geometrical method to determine R_0 , in which an object with known distance and zero LSR velocity is used to solve an isosceles triangle as illustrated in figure 1 (Miharas 1981). It requires no other assumption, except for the circular rotation. The rotation velocity of the Sun V_0 is also determined, if the proper motion of the object is measured. However, since the source is required to lie exactly on the solar circle, the method has been rarely applied. Ando et al. (2011) recently applied this method to the star forming region ON2N, which lies exactly on the solar circle with zero LSR radial velocity.

In the present paper, we modify the solar-circle method,

which requires sources with LSR radial velocity $v_r = 0 \text{ km s}^{-1}$, to a more practical way, so that a larger number of galactic objects, e.g. with $|v_r| \leq 15 \text{ km s}^{-1}$, may be used. We present formulation of the method and estimates. The method makes it possible to directly estimate the galactic constants without assuming a rotation curve. In this context, it may be complimentary to the statistical likelihood method assuming a rotation curve engaged by McMillan and Binney (2011). We also try to apply the method to determine R_0 using data from the literature for HII regions with known distances.

2. The Near-Solar-Circle Method

If an object is located exactly on the solar circle, its line of sight velocity is zero, $v_r = 0$, and the galactic constants, R_0 and V_0 , are determined simply by measuring the distance, r , and perpendicular velocity in the direction of galactic longitude, v_p as

$$R_0 = \frac{r}{2 \cos l}, \quad (1)$$

and

$$V_0 = -\frac{v_p}{2 \cos l}. \quad (2)$$

Here, and hereafter, the velocities v_r and v_p are referred to the LSR coordinates after correction for the solar motion.

It is, however, seldom to find an object exactly located on the solar circle with the radial velocity being equal to zero. We therefore consider using objects which are near the solar circle with finite v_r , and modify the solar circle method for more practical observations.

We consider an object in the galactic plane at galactic longitude $-90^\circ < l < 90^\circ$ at a distance from the Sun r . We denote the distance of the object from the solar circle on the line of sight by d as illustrated in figure 2. Then,

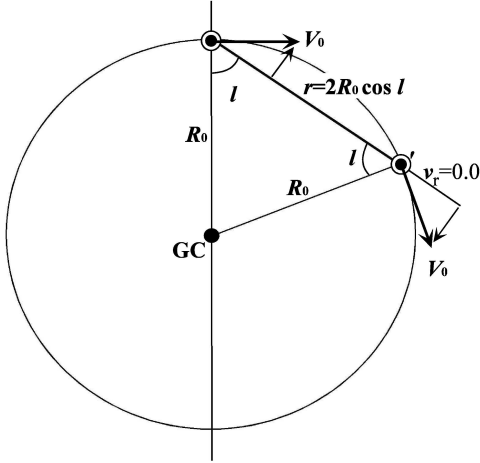


Fig. 1. Solar-Circle method to determine R_0 , using an object with $v_r = 0.0 \text{ km s}^{-1}$.

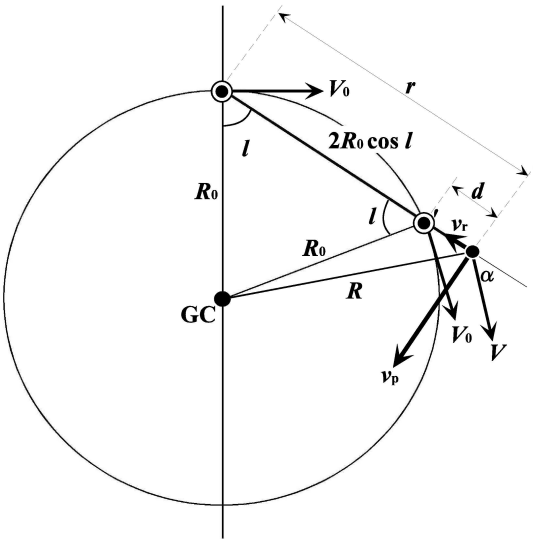


Fig. 2. Near-solar-circle method to determine the Galactic constants R_0 and V_0 .

r and d are related to the galacto-centric distance R and longitude l by

$$r = 2R_0 \cos l + d. \quad (3)$$

The radial velocity, v_r , of the object is expressed by

$$v_r = \left(V \frac{R_0}{R} - V_0 \right) \sin l, \quad (4)$$

where V is the rotation velocity of the object at a galacto-centric distance R . If the object is near the solar circle, $d \ll r$. this is written using d as

$$v_r = -A d \sin 2l. \quad (5)$$

Note that v_r is negative for an object outside the solar circle as shown in figure 2, for which d is positive. Here,

A is the Oort constant,

$$A = \frac{1}{2} \left[\frac{V_0}{R_0} - \frac{dV}{dR} \right]_{R=R_0}. \quad (6)$$

The perpendicular component, or the proper motion, is written as

$$v_p = \frac{V}{R} (R_0 \cos l - r) - V_0 \cos l. \quad (7)$$

This value is negative for object's moving toward decreasing longitude as for the case shown in figure 2.

We now consider a case that the object is not on the solar circle, as usually is the case, but it is located near the circle so that $|d| \ll r$ and $|v_r| \ll V_0$, e.g. $|v_r| < \sim 15 \text{ km s}^{-1}$. We may Taylor expand equations 5 and 7 in terms of quantities including $d (\ll r)$ and v_r . We obtain the following explicit expressions of R_0 and V_0 .

$$R_0 = \frac{r}{2 \cos l} \left(1 + \frac{v_r}{A r \sin 2l} \right) = \frac{r}{2 \cos l} \left(1 - \frac{d}{r} \right) \quad (8)$$

and

$$\begin{aligned} V_0 &= -\frac{v_p}{2 \cos l} \left(1 - \frac{d}{r} - 2 \frac{v_r}{v_p} \frac{\cos^2 l}{\sin l} \right) \\ &= -\frac{v_p}{2 \cos l} \left(1 - \frac{d}{r} \right) + v_r \cot l. \end{aligned} \quad (9)$$

Here, we neglected the second order terms of d and v_r which is small compared to V_0 or $|v_p|$. The above expressions include the Oort constant A , which includes R_0 and V_0 . Since the term including A is multiplied by v_r , the effect of the uncertainty of A is of the second order magnitude. We adopt the most often used value of $A = 15 \text{ km s}^{-1} \text{ kpc}^{-1}$. In this context, the present method is not perfectly independent of the current determination of the galactic constants. However, the effect from the uncertainty of A is of the second order smallness, and the errors arising from an error of A can be neglected in the present case.

If we can measure the distance r , radial velocity v_r , and the proper motion v_p of an object near the solar circle, e.g. with $|v_r| < 15 \text{ km s}^{-1}$, we may use equations 8 and 9 to directly calculate the Galactic constants R_0 and V_0 at the same time. In order for the error to be small enough, the distance r must be sufficiently large. Such observations have become recently possible indeed using VERA applying the VLBI technique (Honma et al 2007): We are able to determine r by parallax measurements, v_r by spectroscopy of maser radio line emissions, and v_p by proper motion measurements.

3. Error Propagation

The errors of R_0 and V_0 are caused by the observational errors δr , δv_r , δv_p of r , v_r , v_p , respectively, as well as by a possible error δA of the adopted Oort constant A . We calculate the propagation of errors in equation 8 and 9, but neglect the second order contributions including terms of the order of $(\delta x_i \delta x_j)^2$, where $\delta x_{i,j} = \delta r$, v_r , δv_r , δv_p or δA . We obtain

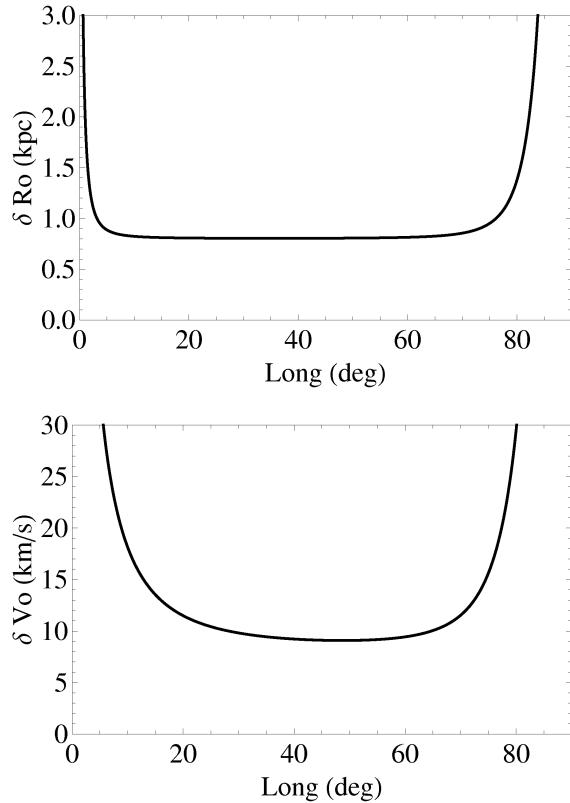


Fig. 3. Error estimates for determination of R_0 and V_0 by using the near solar-circle method plotted against longitude l . For minimizing the errors both in R_0 and V_0 , observations of objects near the solar circle at $l = 50 - 70^\circ$ are desirable. The errors of observables are fixed to be $\delta r = 1$ kpc, and $\delta v_r = \delta v_p = 10$ km s $^{-1}$.

$$\delta R_0 = \frac{1}{2 \cos l} \left[\delta r^2 + \left(\frac{\delta v_r}{A \sin 2l} \right)^2 \right]^{1/2} \quad (10)$$

and

$$\delta V_0 = \frac{1}{2 \cos l} \left[\left(\frac{1}{A r \sin 2l} - \frac{2 \cos^2 l}{v_p \sin l} \right)^2 v_p^2 \delta v_r^2 + \delta v_p^2 \right]^{1/2} \quad (11)$$

Here, the terms of smaller order than $O(v_r \times \delta x^2)$ with x being r , v_p , v_r or A , which are originally included in the parentheses, are neglected, because the radial velocity is small compared to the rotation velocities by the definition of the near-solar circle objects. Note also that the error δA occurring from the uncertainty in A appears in the second order terms, and has been neglected.

In figure 3 we show examples for the resulting errors in R_0 and V_0 calculated for a set of given values of errors of the observables as $\delta r = 1$ kpc, $v_r = 10$ km s $^{-1}$ and $v_p = 10$ km s $^{-1}$.

4. Application

4.1. Determination of R_0

Brand and Blitz (1993) compiled data sets of photometric (spectroscopic) distances of Galactic HII re-

gions/reflection nebulae with measured radial velocities from associated molecular clouds. Their list includes a number of near-solar circle objects, which have sufficiently small radial velocities. Considering the error estimates in figure 3, we chose sources whose distances are greater than 3 kpc, their radial velocity is small enough with $|v_r| \leq 15$ km s $^{-1}$, and galactic longitudes are either $0 < l < 80$ deg or $280 < l < 360$ deg. Also, sources in the Galactic Center direction at $340 < l < 20$ deg, which are mostly local objects, were omitted. Thus, we use here six sources as listed in table 4.1. Their positions in the galactic plane are shown in figure 4 by filled circles.

Gwinn et al. (1992) measured the statistical distance to W49 to be 11.4 ± 1.2 kpc using VLBI observations of dispersions of radial velocities and proper-motions of maser sources. The source parameters are listed also in table 4.1, and the position is plotted in figure 4 by a filled square. Roshi et al (2006) have obtained LSR velocities for associated molecular clouds of W49, which yields an average LSR velocity of 5.4 ± 2.9 km s $^{-1}$.

By applying the near-solar circle method to the data as listed in table 4.1, we calculated the galacto-centric distance R_0 by using equation (8), and list the results in table 4.1. The simply averaged value of the galacto-centric distance of the Sun is obtained to be $R_0 = 7.54 \pm 0.77$ kpc, whereas the weighted mean yields $R_0 = 7.13 \pm 0.76$ kpc with individual weights proportional to $1/\delta R_0^2$. We here adopt the former as the result of the present analysis.

4.2. Determination of R_0 and V_0 from VERA data

We try to apply the near-solar-circle method for simultaneous determination of R_0 and V_0 to the star forming region ON1 using the recent VERA observations of H $_2$ O maser lines as listed in table 4.1 (Nagayama et al. 2011).

For reference, we also confirm the result for the solar circle object ON2N by Ando et al. (2011). The velocities from VERA observations are referenced to the Local Standard of Rest after correction of the standard solar motion. Besides these sources, Ri et al. (2009a) compiled many VLBI trigonometric data, but the sources are too far from the solar circle, and are not used in this paper.

Since the number of near solar circle objects is, thus, still limited, we only try to apply the method to ON1, and confirm the result for ON2N. The calculated results are shown in table 4.1. Since ON1 is too close to the Sun with $r = 2.5$ kpc, it may be not appropriate for the present method. In figure 4 we plot the positions of the sources: the large triangle denotes ON2N, which is a solar-circle object, giving $R_0 = 7.8 \pm 0.4$ kpc and $V_0 = 213 \pm 10$ km s $^{-1}$ (Ando et al. 2011), and the open triangle is ON1.

5. Discussion

We have proposed a method to determine the galactic constants R_0 and V_0 from measurements of distances, radial velocities and proper motions of objects near the solar circle.

Determination of R_0 has been obtained for HII regions listed in table 4.1. By averaging the derived values

Table 1. Distances and radial velocities of HII regions with $|v_r| \leq 15 \text{ km s}^{-1}$, and derived R_0 .

Source	l (deg)	b (deg)	$r \pm \delta r$ (kpc)	$v_r \pm \delta v_r$ (km s $^{-1}$)	$R_0 \pm \delta R_0$ (kpc)	Ref. to data
S104	74.79	0.57	4.40 ± 1.40	0.0 ± 2.0	8.39 ± 2.71	(1)
BBW287	283.76	-3.41	3.73 ± 0.76	-0.7 ± 0.5	8.05 ± 1.60	(1)
BBW324	287.00	2.64	3.13 ± 0.49	-13.5 ± 0.6	8.11 ± 0.85	(1)
BBW311	287.22	-3.05	3.10 ± 0.63	-7.7 ± 0.5	6.77 ± 1.07	(1)
BBW323	289.78	-3.23	3.42 ± 0.70	-14.3 ± 0.5	7.26 ± 1.04	(1)
BBW328	290.34	-2.98	3.08 ± 0.37	-12.9 ± 0.5	6.33 ± 0.54	(1)
W49	43.17	-0.10	11.40 ± 1.20	5.4 ± 2.9	7.84 ± 0.75	(2), (3)
Average					7.54 ± 0.77	
Weighted Avrg.					7.13 ± 0.76	

(1) Brand and Blitz (1993); (2) Gwinn et al. (1992); (3) Average of LSR velocities of associated clouds by Roshi et al. (2006)

Table 2. VERA data and derived R_0 and V_0 .

Source	l (deg)	b (deg)	$r \pm \delta r$ (kpc)	$v_p \pm \delta v_p$ (km s $^{-1}$)	$v_r \pm \delta v_r$ (km s $^{-1}$)	$R_0 \pm \delta R_0$ (kpc)	$V_0 \pm \delta V_0$ (km s $^{-1}$)	Ref. to data
ON1	69.54	-0.98	$2.47 \pm 0.11^\dagger$	-70.2 ± 2.6	12 ± 1	5.28 ± 0.21	154.5 ± 5.8	(1)
ON2N	75.78	-0.34	3.83 ± 0.13	-104.6 ± 2.9	0 ± 1	7.80 ± 0.39	212.9 ± 10.0	(2)

† Too close for the present method; (1) Nagayama et al. (2011); (2) Ando et al. (2011)

with equal weight, we obtain $R_0 = 7.54 \pm 0.77$ kpc. This value is consistent with the values of $R_0 = 7.6 \pm 0.3$ kpc (Eisenhauer et al. 2005) and 7.9 ± 0.7 kpc (Reid et al. 2009b) measured for Sgr A*. It lies in the range from 6.7 to 8.9 kpc of the current values as obtained by the likelihood method by McMillan and Binney (2010). However, it is smaller than the value of 8.4 ± 0.6 kpc derived by galactic model fitting by Reid et al. (2009a), although not inconsistent within the error.

We have also tried simultaneous determination of R_0 and V_0 using proper motions from VERA observations for the two HII regions, ON1 and ON2N. ON1 appears to be too close to the Sun ($r = 2.5$ kpc) for application of the present method, resulting in unreasonable values, which may also be due to the source's intrinsic motion such as due to random motion and/or streaming motion. ON2N is an exceptional case, for which the strict solar circle method can be applied, as discussed by Ando et al (2011) in detail, and we have confirmed the values.

The present method is based on equations (8) and (9), simply applying Taylor expansion to the solar circle solutions by equations (1) and (2). Hence, the method does not require to assume any model for the rotation curve, except for the local A value, which yields uncertainty on the second order of $O(v_r \delta A / V_0 A)$. This method may be, therefore, complimentary to the likely food analysis engaged by McMillan and Binney (2010), in which a model rotation curve is to be assumed.

Finally, we comment on possible intrinsic scatter in the kinematical observables that affect the results. Individual sources may have intrinsic velocity dispersion of $\delta v_r \sim$ several km s $^{-1}$ on the same order of that for interstellar matter. Non-circular streaming motions would be also super-

posed on the circular motion. These will yield effective velocity dispersion on the order of $\delta v_r \sim \delta v_p \sim 10$ km s $^{-1}$, and result in the statistical error of the derived R_0 values on the order of $\delta R_0 \sim \pm 1$ kpc. To obtain a more precise R_0 value, we need a larger number of sources distributed over a wider area of the Galactic plane.

References

- Ando, K., Nagayama, T., Omodaka, T., Handa, T., Imai, H., Nakagawa, A., Nakanishi, H., Honma, M., Kobayashi, H., Miyaji, T. 2011 PASJ, 63, 45.
- Brand, J. and Blitz, L. 1993 AA 275, 67.
- Eisenhauer, F.; Genzel, R.; Alexander, T.; Abuter, R.; Paumard, T.; Ott, T.; Gilbert, A.; Gillessen, S.; Horrobin, M.; Trippe, S.; and 11 coauthors 2005ApJ...628..246
- Gwinn, C. R., Moran, J. M., R, M. J. 1992 ApJ 393, 149.
- Honma, M., et al. 2007 PASJ 59, 839.
- Honma, M., Sofue, Y. 1997, PASJ, 49, 453
- McMillan, P. J., and Binney, J. J. 2010, MNRAS 402, 934
- Mihalas, D. 1981, in Galactic Astronomy, W H Freeman & Co.
- Nagayama, T., Omodaka, T., Nakagawa, A., Handa, T., Honma, M., Kobayashi, H., Kawaguchi, N., Miyaji, T. 2011 PASJ, 63, 23.
- Olling, R. P., Merrifield, M. R. 1998 MNRAS 297, 943.
- Reid, M. J., Brunthaler, A. 2004 ApJ 616, 872
- Reid, M. J., Menten, K. M., Zheng, X. W., Brunthaler, A., Moscadelli, L., Xu, Y.; Zhang, B., Sato, M., Honma, M., Hirota, T., and 4 coauthors 2009a ApJ, 700, 137
- Reid, M. J., Menten, K. M., Zheng, X. W., Brunthaler, A., Xu, Y. 2009b ApJ 705, 1548.
- Reid, M. J. 1993 ARAA, 31, 345
- Reid, M. J., Moran, J. M., Gwinn, C. R. 1988, in IAU Symposium 129, The Impact of VLBI on Astrophysics and Geophysics, ed. M. J. Reid and J. M. Moran (Dordrecht: Kluwer), 169

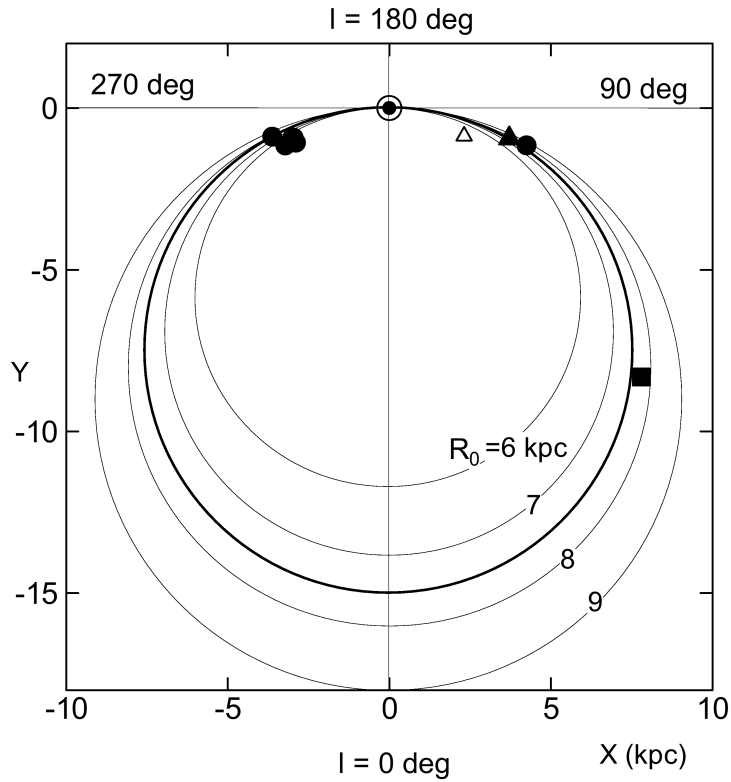


Fig. 4. Distribution of the near-solar circle sources on the Galactic plane. Filled circles are HII regions with photometric distances taken from Brand and Blitz (1993). Filled square is W49 from VLBI measurement by Gwinn et al (1992). Triangles are VERA sources with parallax distances and proper motions. Thin big circles denote possible solar circles with radii 6, 7, 8 and 9 kpc. The thick big circle is the solar circle for obtained value in this paper, $R_0 = 7.54(\pm 0.77)$ kpc.

Roshi, D. A., De Pree, C. G., Goss, W. M., Anantharamaiah,
 K. R. 2006 ApJ, 644, 279
 Sofue, Y., Honma, M., Omodaka, T. 2009 PASJ