

# GENERAL TREATMENT OF VORTICAL, TOROIDAL, AND COMPRESSION MODES

J. Kvasil<sup>1</sup>, V.O. Nesterenko<sup>2</sup>, W. Kleinig<sup>2,3</sup>, P.-G. Reinhard<sup>4</sup>, and P. Vesely<sup>1</sup>

<sup>1</sup> *Institute of Particle and Nuclear Physics, Charles University, CZ-18000, Praha 8, Czech Republic\**

<sup>2</sup> *Laboratory of Theoretical Physics, Joint Institute for Nuclear Research, Dubna, Moscow region, 141980, Russia†*

<sup>3</sup> *Technische Universität Dresden, Inst. für Analysis, D-01062, Dresden, Germany and*

<sup>4</sup> *Institut für Theoretische Physik II, Universität Erlangen, D-91058, Erlangen, Germany*

(Dated: June 2, 2019)

The multipole vortical, toroidal, and compression modes are analyzed. Following the vorticity concept of Ravenhall and Wambach, the vortical operator is derived and related in a simple way to the toroidal and compression operators. The strength functions and velocity fields of the modes are analyzed in <sup>208</sup>Pb within the random-phase-approximation using the Skyrme force SLy6. Both convection and magnetization nuclear currents are taken into account. It is shown that the isoscalar (isovector) vortical and toroidal modes are dominated by the convection (magnetization) nuclear current while the compression mode is fully convective. The relation between the above concept of the vorticity to the hydrodynamical vorticity is briefly discussed.

## I. INTRODUCTION

An irrotational character of nuclear flow is a basic assumption in collective nuclear dynamics [1–4], which manifests itself in numerous examples of low-energy excitations and giant resonances (GR). At the same time, nuclear motion can also carry a vorticity, i.e. a deviation from irrotational flow [5–8]. In hydrodynamics, the vorticity is defined as a curl of the velocity field [9]. In nuclear theory, the vorticity is often introduced through the  $j_{\lambda\lambda+1}(r)$  component of the multipole decomposition of the transverse nuclear current [7, 8]. The latter definition exploits the component of the current which is unrestricted by the continuity equation and the charge-current distribution. These two definitions of the vorticity are assumed to be closely related [7], although they are by construction different observables. We will concentrate in this paper on the definition through the  $j_{\lambda\lambda+1}(r)$  component of the transverse nuclear current [7, 8].

The most remarkable manifestation of vorticity is the electric dipole toroidal mode (TM) [10–12] intensively explored during the last decades, see e.g. the review [13] and references therein. The TM is related to the anisotropic compression mode (CM), often called the isoscalar dipole GR [14–17], which carries important information on the nuclear incompressibility [14, 17]. The isoscalar (T=0) TM and CM were observed in ( $\alpha, \alpha'$ )-reaction as broad low-energy (TM dominated) and high-energy (CM dominated) electric dipole distributions [12, 16, 18–23]. The TM was also investigated in the region of the pygmy resonance in <sup>208</sup>Pb in a nuclear fluorescence experiment [24]. Perhaps, the TM may be discriminated in the transverse ( $e, e'$ ) form-factors [25]. Note that the above experiments give only indirect information on the TM.

The TM and CM were examined in various models, including the fluid-dynamical and sum-rule approaches [11, 17, 26, 27], the method of Wigner function moments [28, 29], the random-phase-approximation (RPA) [30] and multi-phonon [24] methods with phenomenological single-particle potentials. More refined RPA studies within the self-consistent mean-field approaches were also performed, relativistic ones [31, 32] and those based on Skyrme forces [33, 34], for a review see [13]. The direct relation between the current-dependent TM and density-dependent CM operators was established in [11, 30] and both modes were shown to be mixed. Most of the studies reproduce the observed bimodal (low-energy TM and high-energy CM) distribution. However the theory as a rule overestimates by  $\sim 4$  MeV the CM peak energy and underestimates by 1-2 MeV the TM one. Besides that, the theory yields a much broader TM distribution [13].

A special effort was devoted to the nuclear vorticity as such [5–8]. The usefulness of transverse current component  $j_{\lambda\lambda+1}(r)$  as an independent quantity unrestricted by the continuity equation was proved [3, 7, 8] and the relation between the vorticity and  $j_{\lambda\lambda+1}(r)$  was established [7, 8]. The possibility to measure the vorticity in ( $e, e'$ ) experiments was analyzed [8, 25, 35].

Despite these thorough studies, some principle points concerning the vorticity and related modes deserve further inspection: i) There is an essential difference in modeling the vortical mode (VM) and their TM and CM counterparts. The TM and CM are usually deduced as second order terms in a low-momentum expansion of the electric multipole transition operators [10, 11]. To the best of our knowledge, an analogous way to the VM operator has yet to be developed. This would help to establish a formal relation between VM and TM/CM. ii) Most of the previous studies (with exception of [7, 8, 30]) employ only the convection part  $j_c$  of the nuclear current and skip its magnetization (spin) part  $j_m$ , though the latter can also produce a vorticity. The role of  $j_m$  in VM and other modes has yet to be clarified. iii) Mainly the T=0 channel of the modes were discussed, although their T=1

\*Electronic address: kvasil@ipnp.troja.mff.cuni.cz

†Electronic address: nester@theor.jinr.ru

counterpart is also interesting and deserves a closer look. iv) The relation between two definition of the vorticity, from hydrodynamics [9] and  $j_{\lambda\lambda+1}(r)$  current component [7], has yet to be clarified.

The aim of the present study is to explore the open problems listed above. First of all, the vortical operator unconstrained by the charge conservation is derived following the ideas [7, 8]. The operator has a simple relation with its TM/CM counterparts and can be also deduced from the second order term in a low-momentum (long wavelength) expansion of the dominant electric operator. Further, the difference in the vorticity criteria from the hydrodynamics [9] and Ref. [7] is inspected. In the numerical calculations, both T=0 and T=1 channels of VM, TM, and CM are analyzed by using the full nuclear current  $j = j_c + j_m$ . The dominant role of  $j_m$  and thus the spin vorticity in forming the isovector VM and TM is worked out. Both single-particle and collective mechanisms in the vorticity distribution are discussed.

The numerical analysis is done within the *self-consistent* separable random-phase-approximation (SRPA) approach based on the factorized Skyrme residual interaction [36, 37]. The systematic studies of electric [36–41] and magnetic [42–44] GR in spherical and deformed nuclei have established this approach as being a reliable and effective theoretical tool.

The paper is organized as follows. In Sec. II, the nuclear vorticity and related quantities are discussed in context of the previous studies. The vortical, toroidal, and compression operators are briefly introduced. In Sec. III, the VM, TM, and CM operators are derived on the same theoretical grounds. A simple relation between them is established. Sec. IV provides an outline of the calculation scheme for the numerical analysis within the Skyrme SRPA. In Sec. V, the numerical results for the T=0 and T=1 VM, TM, and CM are discussed. A summary is given in Sec. VI. Appendix A describes the procedure for extraction of the spurious center-of-mass corrections. Appendix B provides the explicit expressions for the density and current operators. Appendix C justifies the procedure of building the vortical operator. Appendix D sketches the basics of SRPA.

## II. BASICS OF VORTICAL, TOROIDAL AND COMPRESSION MODES

In this section, the vorticity and related quantities of interest are briefly discussed in the light of previous studies. Different forms of multipole VM, TM, and CM operators are introduced (some prior to its derivation) and specialized to the case of dipole operators which are in the focus of the later practical applications.

### A. Vorticity in terms of velocities and currents

The hydrodynamical nuclear models, including the famous liquid-drop model, assume an irrotational character of the collective nuclear flow [1–3]

$$\vec{\nabla} \times \vec{v}(\vec{r}) = 0 \quad (1)$$

where  $\vec{v}(\vec{r})$  is the velocity field at space point  $\vec{r}$ . The deviation from irrotational flow is quantified by the vorticity

$$\vec{\omega}(\vec{r}) = \vec{\nabla} \times \vec{v}(\vec{r}). \quad (2)$$

Unlike the hydrodynamical models, nuclear theory prefers to deal with currents  $\vec{j}_{nuc}(\vec{r})$  rather than velocities  $\vec{v}(\vec{r})$ . However, Eqs. (1) and (2) cannot be replaced by the similar expressions for the nuclear current since, as shown below, the curls of velocity and current have a different structure. Moreover,  $\vec{\nabla} \times \vec{j}_{nuc}(\vec{r})$  is the key part of the electrical multipole operator  $\hat{M}(E\lambda\mu, k)$ , see Eq. (28) below. So, using  $\vec{\nabla} \times \vec{j}_{nuc}(\vec{r})$  instead of  $\vec{\omega}(\vec{r})$  as a measure of the vorticity, would wrongly mean a fully vortical nature of any  $E\lambda\mu$  excitations, which contradicts, e.g., the predominantly irrotational character of electric GR.

For the hydrodynamical definition of vorticity (2), the quantum theory should express it through the nuclear current. A common way is to define the velocity field  $\vec{v}_\nu(\vec{r})$  for the excitation mode  $\nu$  through the current transition density  $\delta\vec{j}_\nu(\vec{r})$  and ground state density  $\rho_0(\vec{r})$  [6, 45],

$$\delta\vec{j}_\nu(\vec{r}) = \rho_0(\vec{r})\vec{v}_\nu(\vec{r}), \quad (3)$$

which casts (2) into the form

$$\vec{\nabla} \times \vec{v}_\nu(\vec{r}) = \frac{\rho_0(\vec{r})\vec{\nabla} \times \delta\vec{j}_\nu(\vec{r}) - \vec{\nabla}\rho_0(\vec{r}) \times \delta\vec{j}_\nu(\vec{r})}{\rho_0^2(\vec{r})}. \quad (4)$$

This illuminates the difference between curls of the velocity and current and thus shows that  $\vec{\nabla} \times \delta\vec{j}_\nu(\vec{r})$  cannot be a measure of vorticity. The difference is comprised in the gradient field  $\vec{\nabla}\rho_0(\vec{r})$  which is maximal at the nuclear surface and minimal in the interior.

Using (3), one may define the operator for the velocity field as

$$\hat{v}(\vec{r}) = \frac{\hat{j}_{nuc}(\vec{r})}{\rho_0(\vec{r})} \quad (5)$$

through  $\rho_0(\vec{r})$  and the convection current density operator  $\hat{j}_{nuc}(\vec{r})$ . Note that (5) deviates from the familiar quantum-mechanical velocity operator [1, 4] which is reduced (for  $\hat{H}$  with velocity-independent interactions) to  $\hat{p}/m$ , i.e. the momentum operator divided by the nucleon mass  $m$  [1, 4]. The latter is a global quantity while  $\hat{v}(\vec{r})$  is a local one.

The velocity operator (5) is somewhat cumbersome to handle. Therefore, an alternative concept of nuclear vorticity was proposed in [7, 8]. It does not use velocity fields but instead aims to find that component of the current which is not restricted by the continuity equation

$$\vec{\nabla} \cdot \delta \vec{j}_\nu(\vec{r}) = -ikc\delta\rho_\nu(\vec{r}) \quad (6)$$

where  $k$  is the transfer momentum. By construction, this current component vanishes for irrotational motion and does not contribute to (6). So it may be used for building the vortical quantities.

Since the present study follows similar lines, it is worth to outline the concept [7, 8] in more detail. In spherical nuclei, it exploits the multipole expansion of the nucleon and current transition densities:

$$\begin{aligned} \delta\rho_{fi}(\vec{r}) &= \langle j_f m_f | \hat{\rho}(\vec{r}) | j_i m_i \rangle \\ &= \sum_{\lambda\mu} a_{\lambda\mu}^{fi} \rho_\lambda(r) Y_{\lambda\mu}(\hat{r}), \end{aligned} \quad (7)$$

$$\begin{aligned} \delta \vec{j}_{fi}(\vec{r}) &= \langle j_f m_f | \hat{j}_{nuc}(\vec{r}) | j_i m_i \rangle \\ &= -i \sum_{\lambda\mu} \sum_{L=\lambda\pm 1} a_{\lambda\mu}^{fi} j_{\lambda L}(r) \vec{Y}_{\lambda L\mu}(\hat{r}), \end{aligned} \quad (8)$$

where

$$a_{\lambda\mu}^{fi} = (-1)^\mu \frac{(j_i m_i \lambda - \mu | j_f m_f)}{\sqrt{2j_f + 1}}, \quad (9)$$

$j_i, m_i$  ( $j_f, m_f$ ) are spins and their projections for the initial  $i$  (final  $f$ ) state,  $Y_{\lambda\mu}(\hat{r})$  and  $\vec{Y}_{\lambda L\mu}(\hat{r})$  are ordinary and vector spherical harmonics [46]. The  $\rho_\lambda(r)$  and  $j_{\lambda L}(r)$  are multipole components of transition density and current. Using the above expansions and the quantity [7]

$$\delta \vec{S}_{fi}(\vec{r}) = \sum_{\lambda\mu} a_{\lambda\mu}^{fi} \sqrt{\frac{\lambda+1}{\lambda}} kc\rho_\lambda(r) \vec{Y}_{\lambda\lambda\mu}(\hat{r}), \quad (10)$$

the unconstrained vortical transition density is built as

$$\begin{aligned} \delta \vec{w}_{fi}(\vec{r}) &= \vec{\nabla} \times \delta \vec{j}_{fi}(\vec{r}) - \delta \vec{S}_{fi}(\vec{r}) \\ &= \sum_{\lambda\mu} a_{\lambda\mu}^{fi} w_{\lambda\lambda}(r) \vec{Y}_{\lambda\lambda\mu}(\hat{r}) \end{aligned} \quad (11)$$

where the vortical multipoles

$$w_{\lambda\lambda}(r) = \sqrt{\frac{2\lambda+1}{\lambda}} \left( \frac{d}{dr} + \frac{\lambda+2}{r} \right) j_{\lambda\lambda+1}(r) \quad (12)$$

are determined by the radial current component  $j_{\lambda\lambda+1}(r)$ . Finally, the vorticity strength is given by

$$\nu_\lambda = \int_0^\infty dr r^{\lambda+4} w_{\lambda\lambda}(r). \quad (13)$$

The continuity equation (6) in terms of the  $r^\lambda$  moments relates the current component  $j_{\lambda\lambda-1}(r)$  to the transition density but leaves the component  $j_{\lambda\lambda+1}(r)$  untouched [7]. So, just  $j_{\lambda\lambda-1}(r)$  provides the charge-conservation constraint and the quantity (10) is constructed so as to remove  $j_{\lambda\lambda-1}(r)$  from  $\vec{\nabla} \times \delta \vec{j}_{fi}(\vec{r})$ , see more discussion in Appendix C. The unconstrained vortical value (12) includes only  $j_{\lambda\lambda+1}^{(fi)}(r)$ . Moreover, following [7], the motion is treated as vortical if its current involves  $j_{\lambda\lambda+1}(r)$ .

Unlike [7], the study [8] decomposes the current into irrotational and vortical parts,  $\hat{j}_{nuc}(\vec{r}) = \hat{j}_{irrot}(\vec{r}) + \hat{j}_{vor}(\vec{r})$ , and defines the vorticity as a divergence-free source of the vortical part,  $\vec{\nabla} \times \hat{j}_{vor}(\vec{r}) = \hat{w}(\vec{r})$ ,  $\vec{\nabla} \cdot \hat{j}_{vor}(\vec{r}) = 0$ . Then, using the expansion of transition density for  $\hat{j}_{vor}(\vec{r})$ , the vortical multipoles (12) are obtained.

The formalism [7, 8] allows to explore the vorticity without using an explicit vortical operator analogous to the TM and CM ones. However, we need such operator for reasons of comparison of vortical modes with TM and CM. In Sec. III A, we develop the explicit vortical operator by using the idea [7] for subtraction of the charge conservation constraint. The subsequent discussion in Sec. III B shows that the presence of  $j_{\lambda\lambda+1}^{(fi)}(r)$  in the current is obligatory but not enough to make the operator and corresponding motion vortical in the hydrodynamical sense.

## B. VM, TM, and CM operators

Before going into the details of the derivation, later on in section III A, we collect here the basic expressions of VM, TM, and CM operators. They are for an arbitrary multipolarity  $\lambda\mu$ :

$$\hat{M}_{tor}(E\lambda\mu) = -\frac{i}{2c}\sqrt{\frac{\lambda}{2\lambda+1}}\int d^3r \hat{j}_{nuc}(\vec{r}) \cdot r^{\lambda+1} \left[ \vec{Y}_{\lambda\lambda-1\mu}(\hat{r}) + \sqrt{\frac{\lambda}{\lambda+1}}\frac{2}{2\lambda+3}\vec{Y}_{\lambda\lambda+1\mu}(\hat{r}) \right] \quad (14)$$

$$= -\frac{1}{2c}\sqrt{\frac{\lambda}{\lambda+1}}\frac{1}{2\lambda+3}\int d^3r r^{\lambda+2}\vec{Y}_{\lambda\lambda\mu}(\hat{r}) \cdot (\vec{\nabla} \times \hat{j}_{nuc}(\vec{r})) \quad ,$$

$$\hat{M}_{com}(E\lambda\mu) = \frac{i}{2c}\sqrt{\frac{\lambda}{2\lambda+1}}\int d^3r \hat{j}_{nuc}(\vec{r}) \cdot r^{\lambda+1} \left[ \vec{Y}_{\lambda\lambda-1\mu}(\hat{r}) - \sqrt{\frac{\lambda+1}{\lambda}}\frac{2}{2\lambda+3}\vec{Y}_{\lambda\lambda+1\mu}(\hat{r}) \right] \quad (15)$$

$$= -\frac{i}{2c}\frac{1}{2\lambda+3}\int d^3r r^{\lambda+2}Y_{\lambda\mu}(\hat{r}) (\vec{\nabla} \cdot \hat{j}_{nuc}(\vec{r})) \quad ,$$

$$\hat{M}_{vor}(E\lambda\mu) = \hat{M}_{tor}(E\lambda\mu) + \hat{M}_{com}(E\lambda\mu) \quad (16)$$

$$= -\frac{i}{c(2\lambda+3)}\sqrt{\frac{2\lambda+1}{\lambda+1}}\int d^3r \hat{j}_{nuc}(\vec{r})r^{\lambda+1}\vec{Y}_{\lambda\lambda+1\mu}(\hat{r}) \quad (17)$$

The operator (14) is toroidal [10]. It employs  $\vec{\nabla} \times \hat{j}_{nuc}(\vec{r})$  and the corresponding TM is a familiar example of a collective vortical motion. The operator (14) emerges as the second-order term in the long-wavelength expansion of the electrical multipole operator  $\hat{M}(E\lambda\mu, k)$  (see e.g. [10, 30] and section III A below).

The next operator (15) generates the CM. This current-dependent form of the CM operator looks rather unusual. However, it is convenient for a comparison with the TM and VM operators which can be expressed only through the nuclear current. It is easy to see that i) the first terms in the CM (15) and TM (14) operators have equal magnitude but different signs and ii) the difference (16) of TM and CM operators gives the vortical operator (17). The relation (16) and vortical operator(17) are new results of the present study. They are obtained in the next section.

The familiar density-dependent form of the CM operator [11] reads

$$\hat{M}'_{com}(E\lambda\mu) = \frac{1}{2(2\lambda+3)}\int d^3r \hat{\rho}(\vec{r})r^{\lambda+2}Y_{\lambda\mu}(\hat{r}) \quad (18)$$

The CM forms (15) and (18) are related to each other by the continuity equation (6) in the operator form

$$\vec{\nabla} \cdot \hat{j}_{nuc} = -\frac{i}{\hbar}[\hat{H}, \hat{\rho}] = -ikc\hat{\rho} \quad (19)$$

Hence the relation

$$\hat{M}_{com}(E\lambda\mu) = -k\hat{M}'_{com}(E\lambda\mu). \quad (20)$$

Note that both CM operators, (15) and (18), are obtained through the current divergence  $\vec{\nabla} \cdot \hat{j}_{nuc}(\vec{r})$  and so are vorticity-free.

The VM, TM, and CM are usually studied for the electric  $I^\pi = 1^-$  states [13]. Then the mode operators read

$$\hat{M}_{tor}(E1\mu) = -\frac{i}{2\sqrt{3}c}\int d^3r \hat{j}_{nuc}(\vec{r}) \quad (21)$$

$$\cdot \left[ \frac{\sqrt{2}}{5}r^2\vec{Y}_{12\mu}(\hat{r}) + (r^2 - \delta_{T,0}\langle r^2 \rangle_0)\vec{Y}_{10\mu}(\hat{r}) \right],$$

$$\hat{M}_{com}(E1\mu) = -\frac{i}{2\sqrt{3}c}\int d^3r \hat{j}_{nuc}(\vec{r}) \quad (22)$$

$$\cdot \left[ \frac{2\sqrt{2}}{5}r^2\vec{Y}_{12\mu}(\hat{r}) - (r^2 - \delta_{T,0}\langle r^2 \rangle_0)\vec{Y}_{10\mu}(\hat{r}) \right],$$

$$\hat{M}'_{com}(E1\mu) = \frac{1}{10}\int d^3r \hat{\rho}(\vec{r}) \quad (23)$$

$$\cdot [r^3 - \delta_{T,0}\frac{5}{3}\langle r^2 \rangle_0 r]Y_{1\mu}(\hat{r}),$$

$$\hat{M}_{vor}(E1\mu) = -\frac{i}{5c}\sqrt{\frac{3}{2}}\int d^3r \hat{j}_{nuc}(\vec{r})r^2\vec{Y}_{12\mu}(\hat{r}), \quad (24)$$

where  $\langle r^2 \rangle_0 = \int d^3r \rho_0(\vec{r})r^2/A$  is the ground-state mean-square radius.

In (21)-(23), the terms  $\sim \vec{Y}_{10\mu}(\hat{r})$ ,  $Y_{1\mu}(\hat{r})$  include the center of mass corrections (c.m.c.) for T=0 excitations [11]. In the TM and current-dependent CM operators, the c.m.c. have the same magnitude. For the VM, the c.m.c. is zero, see discussion in Appendix A.

The expression in the square brackets of the TM operator (21) can be written as [11]

$$\vec{\nabla} \times (\vec{r} \times \vec{\nabla})(r^3 - \frac{5}{3}\langle r^2 \rangle_0 r)Y_{1\mu}(\hat{r}) \quad , \quad (25)$$

which justifies a close relation between TM and CM, for further details see Sec. III B.

In the present paper, we explore the VM, TM, and CM in both T=0 and 1 channels and use the *full* nuclear current

$$\hat{j}_{nuc}(\vec{r}) = \hat{j}_c(\vec{r}) + \hat{j}_m(\vec{r}) \quad (26)$$

with both convection and magnetization (spin) parts. Being a curl of the magnetization, the spin current  $\hat{j}_m(\vec{r})$  does not contribute to the continuity equation and CM. The definitions of the density and current operators in T=0 and 1 channels are given in Appendix B.

### III. ORIGIN OF VM, TM, AND CM OPERATORS AND THEIR RELATIONS

#### A. Derivation of VM, TM and, CM operators

We will now derive the VM, TM and, CM operators, discussed above, starting from the standard electrical multipole operator [47]. It may be written in different forms:

$$\begin{aligned} \hat{M}(E\lambda\mu, k) &= -i \frac{(2\lambda+1)!!}{ck^{\lambda+1}(\lambda+1)} \quad (27) \\ &\int d^3r \hat{j}_{nuc}(\vec{r}) \cdot [\vec{\nabla} \times (\vec{r} \times \vec{\nabla}) j_\lambda(kr) Y_{\lambda\mu}(\hat{r})] \\ &= \frac{(2\lambda+1)!!}{ck^{\lambda+1}} \sqrt{\frac{\lambda}{\lambda+1}} \quad (28) \\ &\int d^3r [j_\lambda(kr) \vec{Y}_{\lambda\lambda\mu}(\hat{r})] \cdot [\vec{\nabla} \times \hat{j}_{nuc}(\vec{r})] \end{aligned}$$

where  $j_\lambda(kr)$  is the spherical Bessel function.

The form (28) shows that  $\vec{\nabla} \times \hat{j}_{nuc}(\vec{r})$  cannot be a measure of the vorticity since otherwise  $\hat{M}(E\lambda\mu, k)$  would indicate only vortical electric excitations, which contradicts with our knowledge on basically irrotational nuclear flow, e.g. for electric GR. At the same time, the form (28) suggests that the vortical operator may be built from  $\hat{M}(Ek\lambda\mu)$  by replacing  $\vec{\nabla} \times \hat{j}_{nuc}(\vec{r})$  with the truly vortical quantity [7]

$$\vec{\nabla} \times \hat{j}_{nuc}(\vec{r}) - \frac{i}{\lambda} kc [\vec{\nabla} \hat{\rho}(\vec{r}) \times \vec{r}]. \quad (29)$$

The density-dependent term in (29) subtracts the charge conservation constraint. Actually it plays a similar role as the r.h.s. second term in the vortical transition density (11). Both prescriptions, (11) and (29), have the same intention but, being applied to different quantities (transition densities and operators), lead finally to different recipes. While (11) excludes the  $j_{\lambda\lambda-1}(r)$  terms, the recipe (29) gives an exact compensation of the lowest-order  $k$ -terms in the final vortical operator, see the derivation below. Both (11) and (29) remind the r.h.s. of the hydrodynamical expression (4). The recipes (11) and (29) are discussed and justified in Appendix C.

By using (29), the vortical operator is defined as

$$\hat{M}_{vor}(E\lambda\mu, k) = \hat{M}(E\lambda\mu, k) - \hat{M}_S(E\lambda\mu, k) \quad (30)$$

i.e. as a difference of the electric operator (28) and the

subsidiary operator

$$\begin{aligned} \hat{M}_S(E\lambda\mu, k) &= i \frac{(2\lambda+1)!!}{k^\lambda \sqrt{\lambda(\lambda+1)}} \quad (31) \\ &\int d^3r [j_\lambda(kr) \vec{Y}_{\lambda\lambda\mu}(\hat{r})] \cdot [\vec{\nabla} \hat{\rho}(\vec{r}) \times \vec{r}]. \end{aligned}$$

The latter may be also written in the forms

$$\hat{M}_S(E\lambda\mu, k) = -\frac{(2\lambda+1)!!}{k^\lambda \sqrt{\lambda(\lambda+1)}} \quad (32)$$

$$\begin{aligned} &\int d^3r \hat{\rho}(\vec{r}) j_\lambda(kr) \vec{l} \cdot \vec{Y}_{\lambda\lambda\mu}(\hat{r}) \\ &= -\frac{(2\lambda+1)!!}{k^\lambda} \quad (33) \end{aligned}$$

$$\begin{aligned} &\int d^3r \hat{\rho}(\vec{r}) j_\lambda(kr) Y_{\lambda\mu}(\hat{r}) \\ &= -i \frac{(2\lambda+1)!!}{ck^{\lambda+1}} \quad (34) \end{aligned}$$

$$\int d\vec{r} j_\lambda(kr) Y_{\lambda\mu}(\hat{r}) [\vec{\nabla} \cdot \hat{j}_{nuc}(\vec{r})]$$

The form (34) is obtained by using the continuity equation (19).

In the long-wavelength approximation ( $k \rightarrow 0$ ) we keep only the first and second terms in the expansion of the spherical Bessel function

$$j_\lambda(kr) = \frac{(kr)^\lambda}{(2\lambda+1)!!} \left[ 1 - \frac{(kr)^2}{2(2\lambda+3)} + \dots \right] \quad (35)$$

and thus get for the electric and subsidiary operators

$$\hat{M}(E\lambda\mu, k) \approx \hat{M}(E\lambda\mu) + k \hat{M}_{tor}(E\lambda\mu), \quad (36)$$

$$\hat{M}_S(E\lambda\mu, k) \approx \hat{M}(E\lambda\mu) - k \hat{M}_{com}(E\lambda\mu), \quad (37)$$

where

$$\begin{aligned} \hat{M}(E\lambda\mu) &= \frac{i}{kc} \int d^3r \hat{j}_{nuc}(\vec{r}) \cdot \vec{\nabla} (r^\lambda Y_{\lambda\mu}(\hat{r})) \quad (38) \\ &= -\frac{i}{kc} \int d^3r (\vec{\nabla} \cdot \hat{j}_{nuc}(\vec{r})) r^\lambda Y_{\lambda\mu}(\hat{r}) \\ &= -\int d^3r \hat{\rho}(\vec{r}) r^\lambda Y_{\lambda\mu}(\hat{r}) \end{aligned}$$

is the familiar electrical operator in the long-wavelength limit (lowest order term). Further,

$$\hat{M}_{tor}(E\lambda\mu) = \frac{i}{2c(\lambda+1)(2\lambda+3)} \quad (39)$$

$$\begin{aligned} &\int d^3r \hat{j}_{nuc}(\vec{r}) \cdot [\vec{\nabla} \times (\vec{r} \times \vec{\nabla}) r^{\lambda+2} Y_{\lambda\mu}(\hat{r})] \\ &= \frac{i}{c(\lambda+1)} \int d^3r \hat{j}_{nuc}(\vec{r}) \cdot \vec{r} r^\lambda Y_{\lambda\mu}(\hat{r}) \quad (40) \\ &+ k \frac{\lambda+3}{2(\lambda+1)(2\lambda+3)} \int d^3r \hat{\rho}(\vec{r}) r^{\lambda+2} Y_{\lambda\mu}(\hat{r}). \end{aligned}$$



and

$$\hat{M}_{com}(E\lambda\mu) = \frac{i}{2c(2\lambda+3)} \int d^3r \hat{j}_{nuc}(\vec{r}) \cdot \vec{\nabla} [r^{\lambda+2} Y_{\lambda\mu}(\hat{r})] \quad (41)$$

are toroidal and compressional operators, respectively. These operators may be straightforwardly rewritten in the forms (14) and (15). Note that both toroidal expressions (39) and (40) involve the function  $r^{\lambda+2} Y_{\lambda\mu}(\hat{r})$  thus manifesting the relation between TM and CM. In (40), the second term precisely gives the CM operator [30].

Eq. (30) together with (36)-(37) gives

$$\hat{M}_{vor}(E\lambda\mu, k) = k [\hat{M}_{tor}(E\lambda\mu) + \hat{M}_{com}(E\lambda\mu)]. \quad (42)$$

The lowest-order  $k$ -terms in (36) and (37) exactly compensate each other and we get the result (17) as a joint second order correction from (36)-(37).

Using the definition  $\hat{M}_{vor}(E\lambda\mu, k) = k\hat{M}_{vor}(E\lambda\mu)$ , we get the final expression for the vortical operator

$$\hat{M}_{vor}(E\lambda\mu) = \hat{M}_{tor}(E\lambda\mu) + \hat{M}_{com}(E\lambda\mu) \quad (43)$$

presented in advance by Eqs. (16)-(17). The form of the VM operator and its simple relation to the TM and CM operators are the main formal results of the present paper.

Following (43), the operators  $\hat{M}_{vor}(E\lambda\mu)$ ,  $\hat{M}_{tor}(E\lambda\mu)$ , and  $\hat{M}_{com}(E\lambda\mu)$  are of the same  $k$ -order. All of them are given in the current-dependent form. However, using the continuity equation (19), Eq. (43) may be also cast into

$$\hat{M}_{vor}(E\lambda\mu) = \hat{M}_{tor}(E\lambda\mu) - k\hat{M}'_{com}(E\lambda\mu) \quad (44)$$

where the density-dependent CM operator  $\hat{M}'_{com}(E\lambda\mu)$  given by (18) is used.

It is to be noted that the relation (43) requires the compensation of the terms  $\sim \vec{Y}_{\lambda\lambda-1\mu}(\hat{r})$  in the TM and CM operators. Thus a simultaneous use of these two operators is obligatory. The VM operator includes only  $\vec{Y}_{\lambda\lambda+1\mu}(\hat{r})$  and so its matrix elements are determined by the current transition density  $j_{\lambda\lambda+1}^{(fi)}(r)$ , as requested for the vortical transition elements in [7]. It is easy to check that  $\hat{M}_{vor}(E\lambda\mu)$  gives the transition vorticity (12) and so reproduces the results [7].

Finally note that the formalism above is derived for the case when the system is excited by the external electric field, i.e. for the excitation energy  $\omega = \hbar ck > 0$ . The case of de-excitation is easily obtained by replacement  $k \rightarrow -k$  in the continuity equations (6) and (19),  $k$ -dependent terms in (20), (29), (44), (40), and equations of Appendix C. The sign of  $\hat{M}_S(E\lambda\mu, k)$  and density-dependent  $\hat{M}(E\lambda\mu)$  is changed as well.

## B. Discussion of VM, TM, and CM operators and vorticity criteria

As shown above, the CM operator may be presented in the current-dependent (15) and density-dependent (18) forms. To the best of our knowledge, the former has not yet been used in the literature. Since the spin current  $\dot{j}_m$  is the curl of the magnetization, it does not contribute to continuity equation and thus to the CM operator (18). Though the current-dependent form (15) formally involves the  $\dot{j}_m$ , its contribution is annihilated by  $\vec{\nabla} \cdot \hat{j}_{nuc}(\vec{r})$  or the corresponding combinations of vector spherical harmonics. So actually both forms, (15) and (18), of the CM operator do not depend on  $\dot{j}_m$ .

Since both CM operators, (15) and (18), are obtained through  $\vec{\nabla} \cdot \hat{j}_{nuc}(\vec{r})$ , they are vorticity-free. This is confirmed by the form of the CM velocity which, following the prescription [45], reads

$$\vec{v}_{com}(\vec{r}) \propto \vec{\nabla} r^{\lambda+2} Y_{\lambda\mu}(\hat{r}) \quad (45)$$

and so gives  $\vec{\nabla} \times \vec{v}_{com}(\vec{r}) = 0$ .

The current-dependent CM operator (15) includes the  $\vec{Y}_{\lambda\lambda+1\mu}(\hat{r})$  contribution which might be considered as an indicator of a vortical part. Indeed  $\vec{Y}_{\lambda\lambda+1\mu}(\hat{r})$  leads to the current component  $j_{\lambda\lambda+1}(r)$  which, following [7], is responsible for the vorticity. However, for the CM this is misleading. The velocity (45) can be straightforwardly cast into the form

$$\vec{v}_{com}(\vec{r}) \propto \sqrt{\frac{\lambda}{2\lambda+1}} r^{\lambda+1} \left[ \vec{Y}_{\lambda\lambda-1\mu}(\hat{r}) - \sqrt{\frac{\lambda+1}{\lambda}} \frac{2}{2\lambda+3} \vec{Y}_{\lambda\lambda+1\mu}(\hat{r}) \right] \quad (46)$$

whose curl is zero despite the  $\vec{Y}_{\lambda\lambda+1\mu}(\hat{r})$  term. So, following the hydrodynamical criterion (2), the appearance of a term  $\vec{Y}_{\lambda\lambda+1\mu}(\hat{r})$  in the mode operator and current is not yet a definitive signature of the vorticity. It requires the combined quantity (16) to distill the relevant vorticity component.

Altogether, we see an apparent contradiction between two possible criteria for the vorticity: i) the hydrodynamical condition (2) in terms of velocities,  $\vec{\nabla} \times \vec{v}(\vec{r}) \neq 0$ , and ii) the condition [7] in terms of transition current density components,  $j_{\lambda\lambda+1}(r) \neq 0$ . As shown above for CM example, a mode which is fully vorticity-free in the hydrodynamical definition can have a substantial vorticity of the sort [7]. The difference between these criteria might be understood if we take into account that the vorticity density  $w_{\lambda\lambda}(r) \propto j_{\lambda\lambda+1}(r)$  was derived in [7], first of all, as a quantity completely unconstrained by the charge conservation rather than a purely vortical value in the hydrodynamical sense.

In fluid-dynamical (hydrodynamical) models [26, 27], the velocity fields are chosen in form of the relevant external fields exciting the proper modes. Following this

practice, the TM hydrodynamical velocity reads

$$\vec{v}_{tor}(\vec{r}) \propto \vec{\nabla} \times (\vec{r} \times \vec{\nabla}) r^{\lambda+2} Y_{\lambda\mu}(\hat{r}) \quad (47)$$

$$= i \sqrt{\frac{\lambda}{2\lambda+1}} (\lambda+1)(2\lambda+3) r^{\lambda+1} \quad (48)$$

$$\left[ \vec{Y}_{\lambda\lambda-1\mu}(\hat{r}) + \sqrt{\frac{\lambda}{\lambda+1}} \frac{2}{2\lambda+3} \vec{Y}_{\lambda\lambda+1\mu}(\hat{r}) \right].$$

It is easy to check that  $\vec{\nabla} \times \vec{v}_{tor} \propto r^\lambda \vec{Y}_{\lambda\lambda\mu}(\hat{r})$  and so the TM carries vorticity.

The VM velocity constructed in the same manner is

$$\vec{v}_{vor}(\vec{r}) \propto r^{\lambda+1} \vec{Y}_{\lambda\lambda+1\mu}(\hat{r}). \quad (49)$$

It has the similar nonzero curl  $\vec{\nabla} \times \vec{v}_{vor} \propto r^\lambda \vec{Y}_{\lambda\lambda\mu}(\hat{r})$  and vortical character. Note that  $\vec{\nabla} \cdot \vec{v}_{vor} \propto r^\lambda Y_{\lambda\mu}(\hat{r})$  is also non-zero.

#### IV. CALCULATION SCHEME

The calculations of the excitation modes were performed with the separable random-phase approximation (SRPA) using the Skyrme energy functional [36, 37]. SRPA was earlier successfully applied to description of electric [36–40] and magnetic [42–44] GR in spherical and deformed nuclei. The approach was also used for the exploration of E1 strength near particle emission thresholds [41]. SRPA is *fully self-consistent* in the sense that both the static mean-field and the factorized residual interaction are derived from the same Skyrme energy functional [48–50]. The functional,  $\mathcal{E}_{\text{Sk}}(\rho, \tau, \vec{\mathcal{S}}, \vec{j}, \vec{s}, \vec{T})$ , includes time-even (nucleon  $\rho$ , kinetic-energy  $\tau$ , spin-orbit  $\vec{J}$ ) and time-odd (current  $\vec{j}$ , spin  $\vec{s}$ , vector kinetic-energy  $\vec{T}$ ) densities. It also involves pairing (surface and volume), Coulomb (direct and exchange), and c.m.c. terms [36, 37, 42]. The Galilean invariance of the functional is maintained in SRPA. The tensor spin-orbit contribution is involved through the squared spin-orbit densities  $\vec{\mathcal{S}}^2$ . All the functional terms are taken into account in the mean field and residual interaction.

The SRPA expands the RPA residual interaction self-consistently into a sum of separable terms, which dramatically reduces the computational effort while keeping the accuracy of the full (non-separable) RPA [36, 37]. This makes SRPA extremely useful for systematic calculations and tasks with very large configuration space, e.g. for description of GR in heavy deformed nuclei.

For GR studies, the computational expense can be even more reduced by a direct evaluation of the strength function, thus avoiding the solution of RPA equations for a large multitude of individual states. The SRPA strength function works with the Lorentz weight and has very simple form [36, 37]. In the present study, the

strength function for electric dipole modes reads

$$S_\alpha(E1; \omega) = \sum_{\mu=0, \pm 1} \sum_{\nu} |\langle \Psi_\nu | \hat{M}_\alpha(E1\mu) | \Psi_0 \rangle|^2 \zeta(\omega - \omega_\nu) \quad (50)$$

where

$$\zeta(\omega - \omega_\nu) = \frac{1}{2\pi} \frac{\Delta}{(\omega - \omega_\nu)^2 + \frac{\Delta^2}{4}} \quad (51)$$

is the Lorentz weight with the smoothing width  $\Delta$  and  $\hat{M}_\alpha(E1\mu)$  is the electric dipole transition operator whose type is determined by the index  $\alpha = \{\text{vor, tor, com, com}'\}$ . Further,  $\Psi_0$  is the ground state,  $\nu$  runs over the RPA spectrum with eigen-frequencies  $\omega_\nu$  and eigen-states  $|\Psi_\nu\rangle$ . The Lorentz smoothing is used here with a width  $\Delta=1$  MeV to simulate broadening effects beyond RPA (escape widths and coupling to complex configurations).

In general, the VM, TM, and CM appear at many different multipolarities  $\lambda\mu$ . Here we explore them in the  $I^\pi = 1^-$  excitation channel of the doubly-magic spherical nucleus  $^{208}\text{Pb}$ . In this doubly magic nucleus, pairing is absent. The Skyrme parameterization SLy6 [51], which provides a satisfactory description of the E1(T=1) GR in heavy nuclei [40], is used. For this parameterization, the tensor spin-orbit contribution is omitted.

The calculations employ a cylindrical coordinate-space grid with the mesh size 0.7 fm. A large single-particle basis is used. The particle-hole  $1^-$  pairs extend up to  $\sim 65$  MeV and, for E1(T=1) excitations, the energy-weighted sum rule with the isovector effective mass is exhausted by  $\sim 95\%$  [40].

For the magnetization (spin) nuclear current we use the T=0 and 1 gyromagnetic factors  $g_s^{n,p}(T=0) = (g_s^n + g_s^p)/2 = 0.88\zeta$  and  $g_s^{n,p}(T=1) = (g_s^n - g_s^p)/2 = -4.70\zeta$  where  $g_s^n = 5.58\zeta$  and  $g_s^p = -3.82\zeta$  are bare proton and neutron  $g$ -factors and  $\zeta=0.7$  is a quenching parameter, see Appendix B for more details. It is easy to see that  $|g_s^{n,p}(T=1)| \gg |g_s^{n,p}(T=0)|$  and so the main effect of the spin nuclear current is expected for T=1 modes.

The proton and neutron ( $q = n, p$ ) RPA velocity fields are determined in cylindrical coordinates  $(z, \rho)$  as

$$\vec{v}_\nu^q(z, \rho) = \frac{\delta \vec{j}_{\nu q}(z, \rho)}{\rho_0^q(z, \rho)} \quad (52)$$

where

$$\delta \vec{j}_{\nu q}(z, \rho) = \sum_{ij \in q} \langle ij | \hat{j}_{nuc}^q | 0 \rangle (c_{ij}^{\nu q-} - c_{ij}^{\nu q+}) \quad (53)$$

is the current transition density for the RPA  $\nu$ -state with the normalized forward and backward particle-hole (1ph) amplitudes  $c_{ij}^{\nu q-}$  and  $c_{ij}^{\nu q+}$ . Further,  $\rho_0^q(z, \rho)$  is the proton/neutron ground state density.

The spurious c.m. admixtures are avoided by using the prescriptions from the Appendix A. The SRPA equations and some important points, e.g. a choice of the generating operators for the separable expansion, are sketched in the Appendix D.

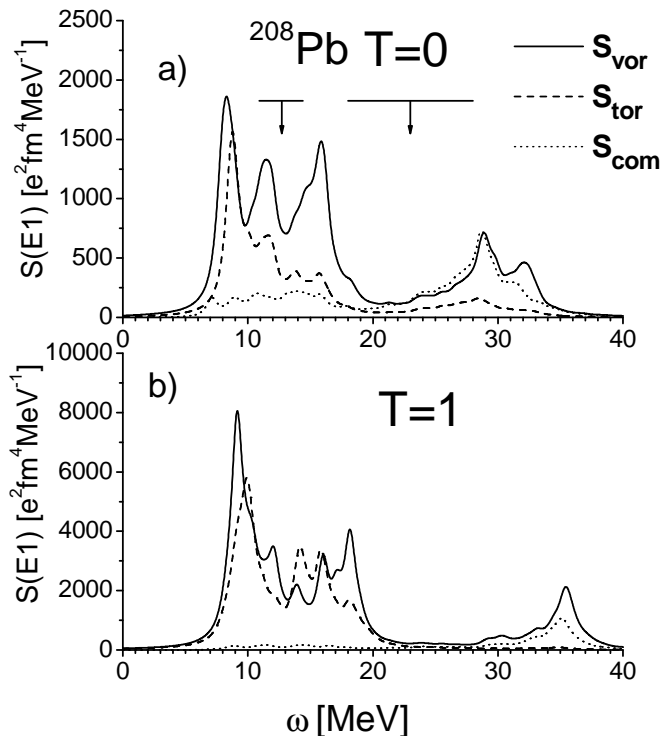


FIG. 1: Isoscalar ( $T=0$ ) and isovector ( $T=1$ ) vortical, toroidal, and compression dipole modes in  $^{208}\text{Pb}$ , calculated with the SLy6 parameterization. The total nuclear current  $j_{nuc}$  is used. The CM is computed with the operator  $\hat{M}_{com}$  from (22). The lines with the arrows indicate widths and energy centroids of the low-energy and high-energy branches of isoscalar E1 excitations observed in  $(\alpha, \alpha')$  reaction [22, 23].

## V. RESULTS AND DISCUSSION

Results of the calculations for the nucleus  $^{208}\text{Pb}$  are presented in Figs. 1-9.

In Figure 1, the VM, TM, and CM strengths in  $T=0$  and 1 channels are compared. The strengths are computed for the transition operators (24)-(22). For the CM, the current-dependent operator  $\hat{M}_{com}$  is used. Unlike its familiar density-dependent counterpart  $\hat{M}'_{com}$ , it has the same dimension as the VM and TM operators and so is more suitable for the comparison of the modes. All the modes are calculated with total nuclear current  $j_{nuc}$ .

Figure 1 shows that all the modes have basically two broad branches, a low-energy branch (LEB) at 5-18 MeV and a high-energy branch (HEB) at 25-38 MeV. The VM is well presented in both branches while TM and CM are mainly localized in LEB and HEB, respectively. Such a double-branch structure was found for the TM and CM in most of the previous theoretical studies [13]. It is most probably related to E1 transitions with  $\Delta N=1$  and 3 where  $N$  is the principle shell number.

The double-branch structure of the E1( $T=0$ ) strength was confirmed by various experiments [12, 16, 18-23]), mainly in  $(\alpha, \alpha')$  scattering at small angles. The recent

results of this reaction [22, 23] are shown in Fig. 1. The reaction is considered as a common tool for measurements of the dipole  $T=0$  CM [52] but it is not yet clear if it is able to discriminate VM and TM.

As seen from the panel a) of Fig. 1, our results do not reproduce the experimental energies and widths of the LEB and HEB. Neither of the modes coincides with the experimental peak energies. Note that this is a common shortcoming of almost all theoretical studies performed within various theoretical approaches [13]. Namely, the theory i) underestimates by 1-2 MeV the TM-dominated LEB and overestimates by about 4 MeV the CM-dominated HEB, ii) yields a much broader TM distribution and a too narrow CM one. The reason of the discrepancies is still unclear. Perhaps, this is partly caused by neglecting the coupling with complex configurations.

Figure 1 shows that the VM and TM strengths are of the same order of magnitude in the LEB left flank for  $T=0$  and in the whole LEB for  $T=1$  (the difference between  $T=0$  and 1 cases is explained below in the discussion of Figs. 2 and 3). Perhaps, in these regions the TM is mainly vortical. We also see that VM dominates at the right LEB flank and reflects the CM in HEB where the TM contribution is weak. Obviously, the difference between VM, on the one hand, and TM and CM, on the other hand, is mainly explained by the terms  $\sim \vec{Y}_{10\mu}(\hat{r})$  which are absent in  $\hat{M}_{vor}$  but active in  $\hat{M}_{tor}$  and  $\hat{M}_{com}$ . Just because of these terms, Fig. 1 cannot be used for a direct check of the relation (43). For the same reason, the similarity of VM and CM strengths in the HEB cannot be considered as a signature of the CM vorticity because VM and CM represent essentially different kinds of the motion, vortical versus irrotational. Instead, this rather means that both kinds of motion are presented in E1  $\Delta N=3$  transitions.

In Figure 2, the isoscalar VM and TM strengths, calculated with the complete  $j_{nuc} = j_c + j_m$ , convection  $j_c$ , and magnetization  $j_m$  nuclear currents, are compared. The  $j_m$  contribution is weak and so the  $T=0$  VM and TM are mainly of convection nature. This is especially the case for the HEB where the  $j_m$  contribution, being mainly of low-energy spin-flip character, vanishes at all. The weakness of the  $j_m$  weight in  $T=0$  channel is naturally explained by the low values of the gyromagnetic factors  $g_s^q(T=0)$ , as mentioned in Sec. IV. Fig. 2 also exhibits the CM. Unlike Fig. 1, here the familiar density-dependent operator  $\hat{M}'_{com}$  is used. Following (20),  $\hat{M}'_{com}$  is less energy-weighted than  $\hat{M}_{com}$  and so gives a more comparable CM strength in LEB and HEB. As discussed above, the CM is determined by  $\nabla \cdot \vec{j}_{nuc}$  and so is purely irrotational. It does not contain any contribution from  $j_m$  and thus is fully of convection character.

In Figure 3, the VM, TM, and CM are shown in the  $T=1$  channel. As compared to the previous  $T=0$  case, we see dramatic changes in the magnitude and composition of VM and TM. In the LEB, these modes become stronger and dominated by the  $j_m$  contribution. The rea-



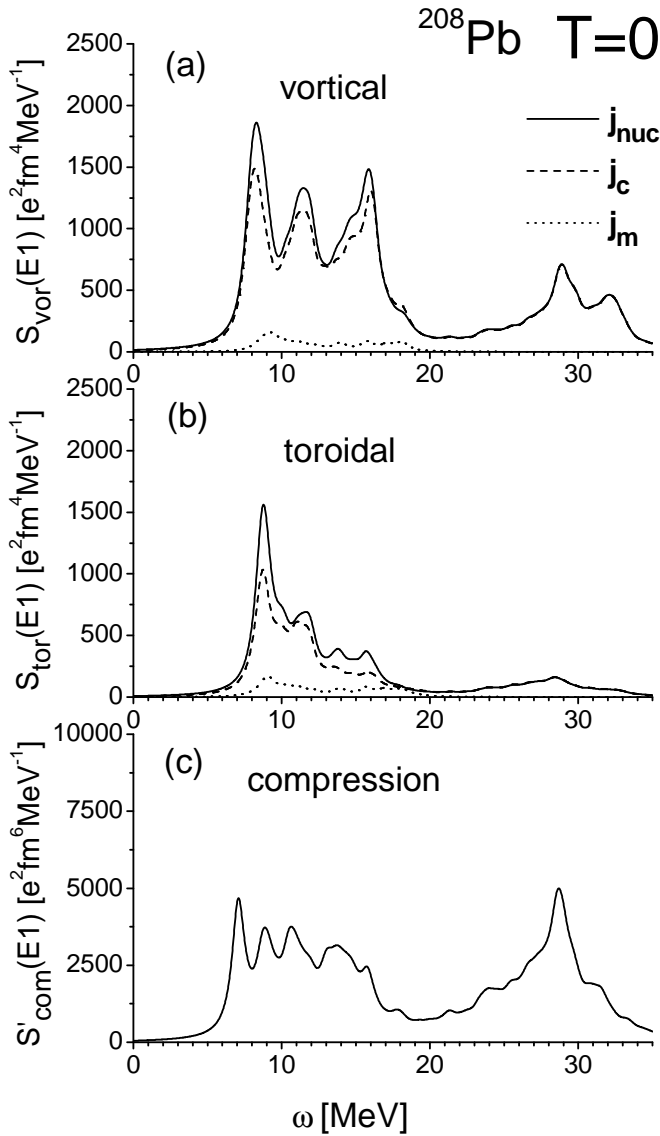


FIG. 2: Calculated isoscalar ( $T=0$ ) vortical, toroidal, and compression dipole modes in  $^{208}\text{Pb}$ . For the VM and TM, the strengths with the total  $j_{nuc}$ , convection  $j_c$ , and magnetization  $j_m$  current contributions to the transition operators are shown.

son of the changes is obvious. The isovector spin factors,  $g_s^{n,p}(T=1) = -4.70\zeta$ , are much larger than the isoscalar ones,  $g_s^{n,p}(T=0) = 0.88\zeta$ . So, the  $T=1$  spin contribution grows about  $(g_s^{n,p}(T=1)/g_s^{n,p}(T=0))^2 \sim 29$  times. It becomes dominant and significantly increases the total VM and TM strengths.

Note that this effect does not concern the high-energy VM branch at 25-40 MeV, which remains purely convective. For the TM, this branch becomes almost negligible as compared to its low-energy counterpart [53]. The  $j_m$  effect is obviously zero for the CM.

The next point to be considered is the collectivity of

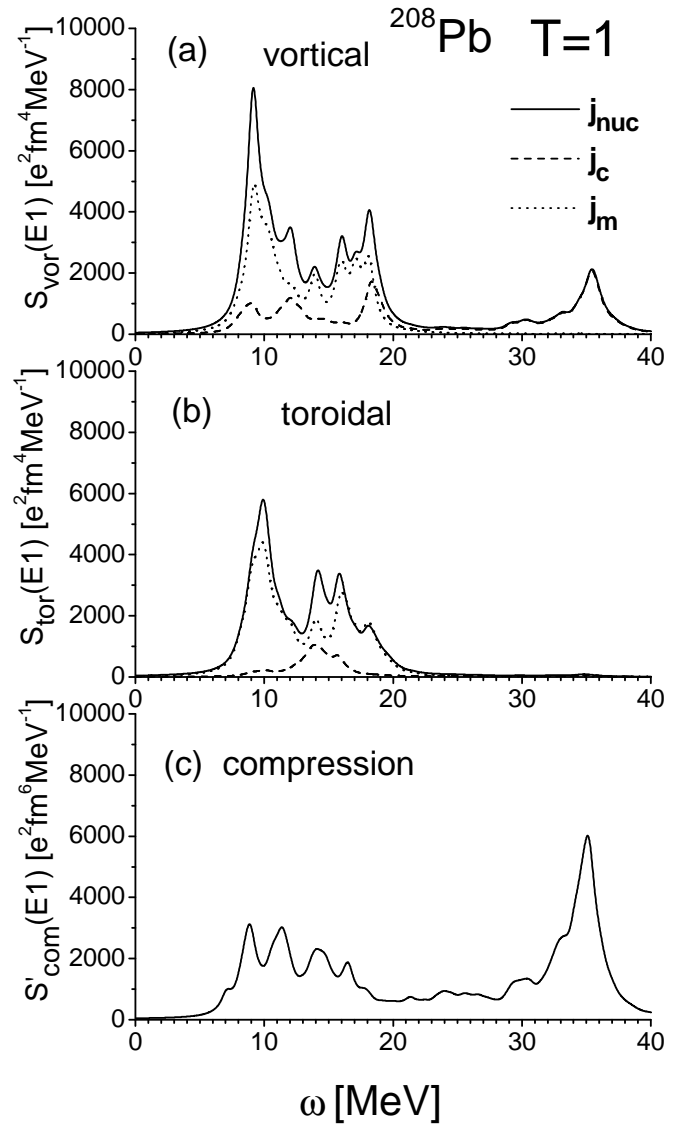


FIG. 3: The same as in Fig. 2 but for the  $T=1$  modes.

the modes. To this end, Figs. 4 and 5 compare RPA and unperturbed particle-hole (1ph) strengths. It is seen that the RPA residual interaction noticeably down-shifts the strength for  $T=0$  and up-shifts it for  $T=1$ . The maximal collective shifts (defined as a difference between RPA and 1ph peaks) take place in the CM, where they reach 1-3 MeV in LEB and 2-4 MeV in HEB. The HEB shift is comparable to that of the  $E1(T=1)$  giant dipole resonance (GDR) exhibited in Fig. 5 and so is indeed very large. This indicates that VM, TM, and CM represent to a great deal collective motion. The collectivity of the modes is also confirmed by inspection of the detailed structure of the RPA states which all represent a superposition of many 1ph configurations.

At the same time, we see that broad 1ph VM, TM and CM branches, though being affected by the residual interaction, do not change dramatically their strengths and localization energy regions, at least in LEB. So, in

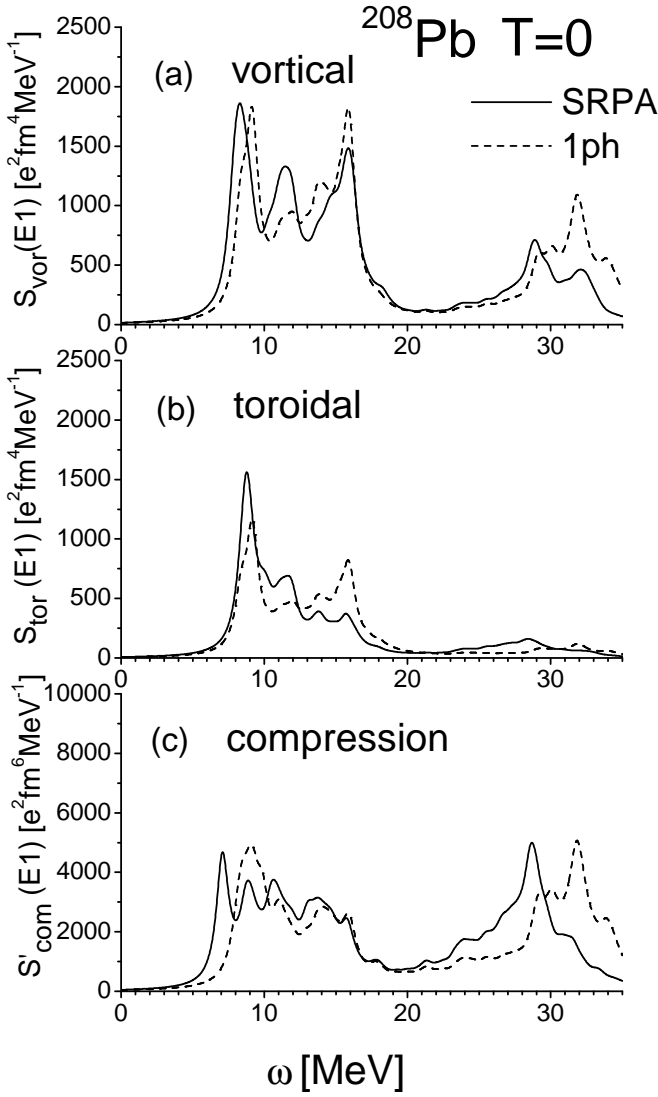


FIG. 4: Comparison of SRPA and 1ph strengths for the T=0 modes. For VM and TM, the strengths are computed with the total nuclear current  $j_{nuc}$ .

agreement with the previous findings for the VM [7], the single-particle aspect is important for the modes as well. Comparison of Figs. 4-5 and V shows that the LEB of the modes almost coincide with the region of the unperturbed  $1ph$  dipole strength which corresponds to  $N = 1$  transitions. The right part of the LEB reaches the GDR while its left part covers the pygmy resonance region.

The next figures take a closer view at the detailed structures of a few selected modes. In Figs. 7-9, the VM, TM, and CM neutron and proton velocity fields (52) for particular T=0 and T=1 RPA ( $\mu = 0$ ) states are shown. Namely, the states in the region 6-10 MeV with the maximal VM, TM, and CM responses are chosen: 8.3 MeV (VM), 8.7 MeV (TM), 7.1 MeV (CM) for T=0 and 9.1 MeV (VM), 9.8 MeV (TM), 8.8 MeV (CM) for T=1. These states are easily recognized in Figs. 2-5 as the highest peaks at the left side of the LEB. The states are

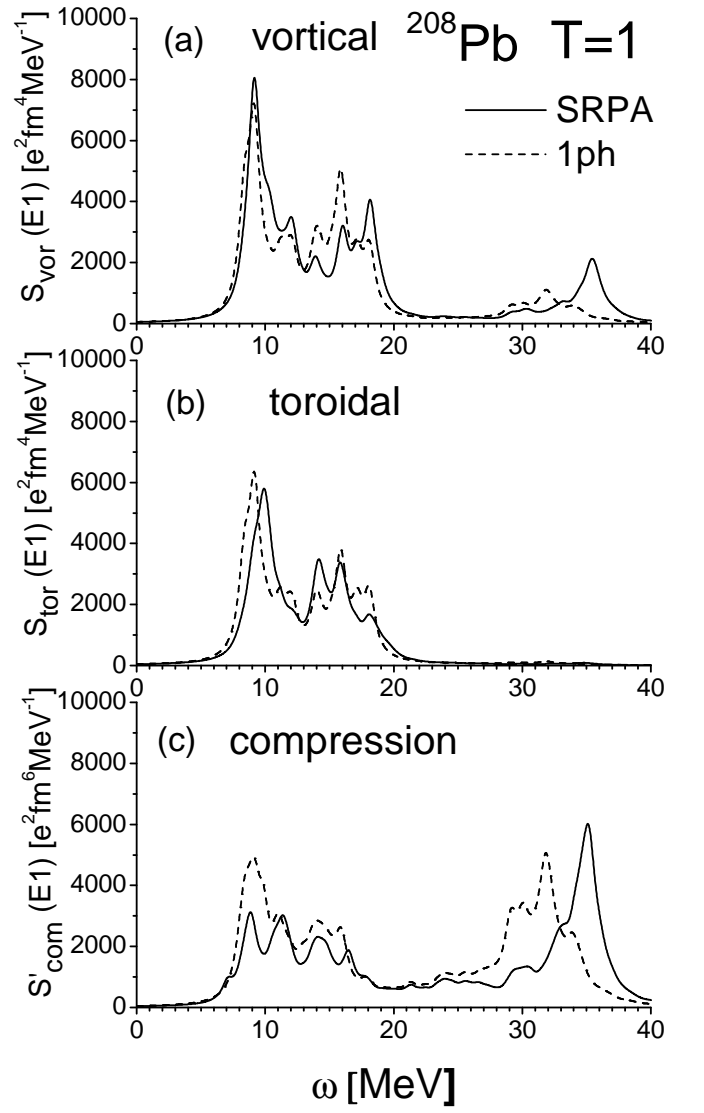


FIG. 5: The same as in Fig. 4 but for the T=1 modes.

collective: their structure is a coherent superposition of many  $1ph$  components where the maximal contributions do not exceed 20-40 %. The velocity distributions are plotted in cylindrical coordinates  $(z, \rho)$  and, for simplicity, only the quadrant  $(z > 0, \rho > 0)$  is presented.

Figures 7-9 show that velocity fields are rather involved indicating a complex structure of the RPA states. The clear imprints of the vortex motion are seen as local curls. Sometimes, the fields well reproduce a typical toroidal picture, see e.g. the T=0 proton velocities for VM and CM in panels b) of Figs. 7 and 9. The curls for the CM may be explained by its strong coupling to TM in LEB. In Fig. 9a), the strong dipole component is also seen. However, in most of the panels, a large impact of the single-particle motion, e.g. of the nodal structure of the leading  $1ph$  components, distorts familiar collective TM and CM flows and considerably complicates the picture.

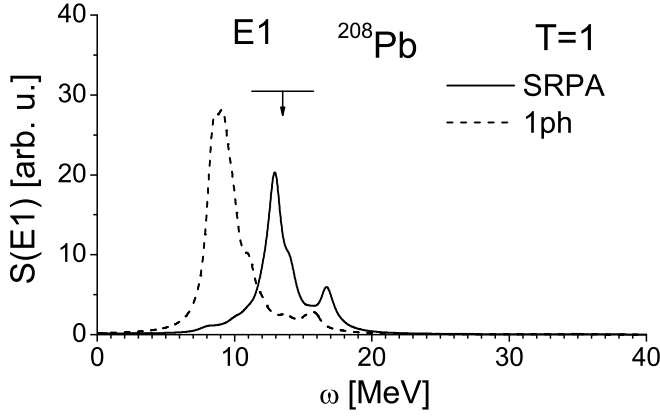


FIG. 6: Comparison of SRPA and 1ph strengths for the E1(T=1) GDR [54]. The experimental width and energy [55] are shown by the horizontal line and arrow, respectively.

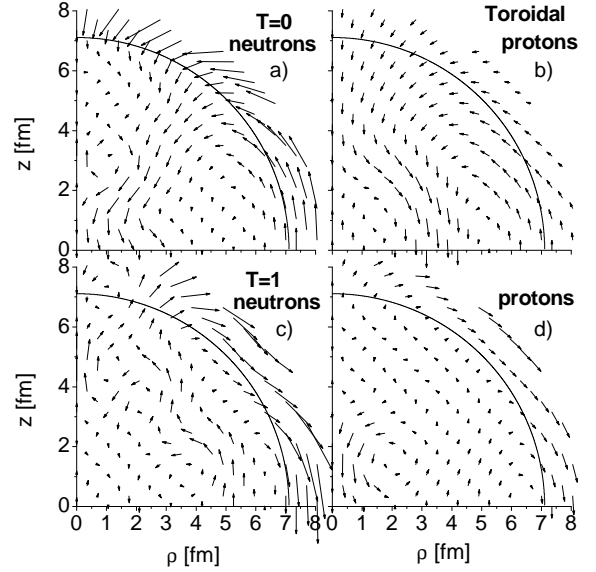


FIG. 8: The same as in Fig. 7 but for the states  $\omega_\nu = 8.7$  MeV (T=0) and  $\omega_\nu = 9.8$  MeV (T=1) with a maximal toroidal strength.

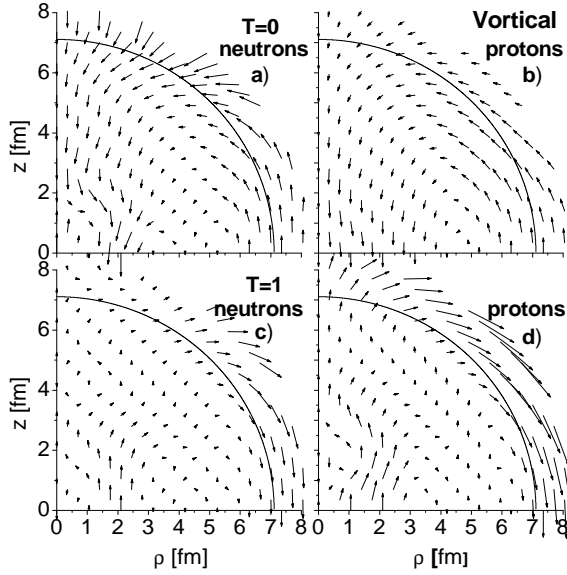


FIG. 7: a)-b): Neutron and proton vortical velocity fields  $\vec{v}_\nu^v(z, \rho)$  for the state  $\omega_\nu = 8.3$  MeV with a maximal T=0 vortical response. c)-d): The same for the state  $\omega_\nu = 9.1$  MeV with a maximal T=1 vortical response. For a better view, the velocities are amplified by the factors 50 (a-b) and 20 (c-d).

## VI. CONCLUSIONS

The nuclear vorticity and relevant vortical, toroidal, and compression modes (VM, TM, and CM) were explored on general formal grounds. The operators of all three modes were derived as second-order terms in the long-wavelength expansion of the electrical multipole operator and its subsidiary counterpart built following the concept [7]. For the first time, the vortical operator was constructed and related to its toroidal and compression counterparts. The detailed comparison of the modes and their operators was done. It was explicitly shown that,

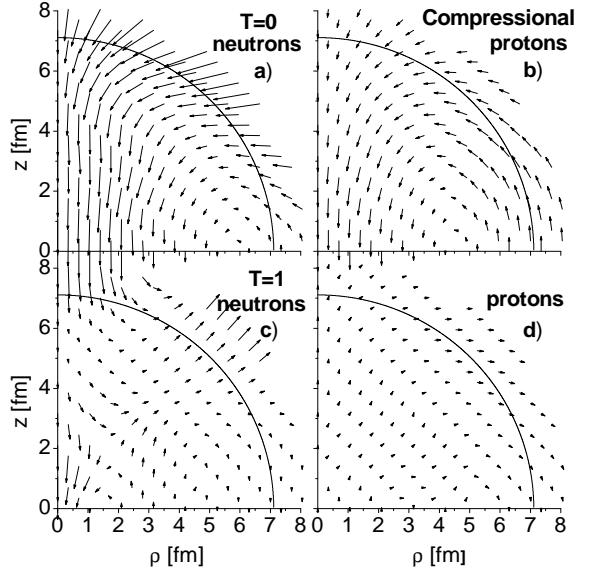


FIG. 9: The same as in Fig. 7 but for the states  $\omega_\nu = 7.1$  MeV (T=0) and  $\omega_\nu = 8.8$  MeV (T=1) with a maximal compression strength in the low-energy branch.

while VM (CM) is vortical (irrotational) by construction, the TM is of a mixed character. The vorticity criteria from hydrodynamics and arguments based on the decoupling to the charge conservation [7] were inspected. It was shown that the latter deviate from the hydrodynamical definition and may lead occasionally to misleading conclusions as, e.g., a vorticity of the CM.

The electric dipole VM, TM, and CM were com-

puted and investigated in  $^{208}\text{Pb}$  within the self-consistent Skyrme random-phase-approximation (RPA) approach. Unlike most of the previous studies, both convection and magnetization (spin) parts of the nuclear current were taken into account and both isoscalar (T=0) and isovector (T=1) channels of the modes were analyzed. It was shown that VM and CM have low-energy and high-energy branches while TM is mainly appearing in the low-energy branch. In the T=0 channel, the VM and TM are almost completely determined by the nuclear convection current while in the T=1 channel, their low-energy branches are strictly dominated by the spin current. This strong isospin effect is straightforwardly explained by low (high) values of T=0 (T=1) spin g-factors, which drastically changes the ratio between the convective and spin contributions. The effect cannot appear in the CM since this irrotational mode has vanishing spin contribution.

A considerable collectivity of VM, TM, and CM mode was found. At the same time, the single-particle effects also remain important. The velocity fields of the modes are rather involved. This is partly a consequence of involved structure of the RPA states which are mixing collectivity with detailed  $1ph$  splittings. This holds in particular for the vorticity which seems to be of both single-particle and collective origin.

The VM, TM, and CM were shown to be closely related and, at the same time, display considerable differences in their detailed strength distribution. These modes seem to represent one family with complementing aspects.

### Acknowledgments

The work was partly supported by the DFG RE-322/12-1, Heisenberg-Landau (Germany - BLTP JINR), and Votruba - Blokhintsev (Czech Republic - BLTP JINR) grants. W.K. and P.-G.R. are grateful for the BMBF support under contracts 06 DD 9052D and 06 ER 9063. Being a part of the research plan MSM 0021620859 (Ministry of Education of the Czech Republic) this work was also funded by Czech grant agency (grant No. 202/09/0084). P.V. is grateful for the FIDIPRO support.

### Appendix A: Extraction of spurious admixtures

The isoscalar electric dipole VM, TM, and CM may have spurious admixtures related to the center of mass motion of the nucleus. There are various methods to derive the corresponding center of mass corrections (c.m.c.), see e.g. [4, 13, 56–58]. Most of the methods neglect the velocity-, spin-, and spin-orbit-dependent terms in the nuclear interaction and assume a closure relation where all excitation is contained in one single collective state. Hence the methods are approximate. Nevertheless, being simple and convenient, they are widely used in the Skyrme-Hartree-Fock calculations [13]. Below we use the

method [57] to derive the c.m.c. for isoscalar TM and CM excitations. For the isoscalar VM, the c.m.c. is shown to be zero.

Let's consider a system with the Hamiltonian  $\hat{H} = \hat{T} + \hat{V}$  whose interaction  $\hat{V}$  does not depend on spin and velocities. Then, in the isoscalar (T=0) case, for any one-body external field  $\hat{F} = \sum_i^A f(\vec{r}_i)$ , where  $f(\vec{r}_i)$  is an arbitrary function of nucleon coordinates, one may write the sum rules [45]

$$\sum_{\nu} \omega_{\nu} \langle 0 | \hat{\rho}(\vec{r}) | \nu \rangle \langle \nu | \hat{F} | 0 \rangle = -\frac{1}{2m} \vec{\nabla} \cdot [\rho_0(\vec{r}) \vec{\nabla} f(\vec{r})] \quad (\text{A1})$$

$$\sum_{\nu} \langle 0 | \hat{j}(\vec{r}) | \nu \rangle \langle \nu | \hat{F} | 0 \rangle = \frac{1}{2mi} \rho_0(\vec{r}) \vec{\nabla} f(\vec{r}) \quad (\text{A2})$$

for the isoscalar transition density  $\langle 0 | \hat{\rho}(\vec{r}) | \nu \rangle$  and current  $\langle 0 | \hat{j}(\vec{r}) | \nu \rangle$ . The sum runs through the full set of the excitation eigenstates  $|\nu\rangle$  ( $\hat{H}|\nu\rangle = \omega_{\nu}|\nu\rangle$ ) with the eigenvalues  $\omega_{\nu}$ . Further,  $\rho_0(\vec{r}) = \langle 0 | \sum_i^A \delta(\vec{r} - \vec{r}_i) | 0 \rangle$  is the nuclear ground state density, and  $m$  is the nucleon mass.

If the external field mainly excites one single collective state  $\bar{\nu}$ , then only the term ( $\nu = \bar{\nu}$ ) survives in (A1)-(A2) and the corresponding transition density and current are uniquely specified through  $\rho_0(\vec{r})$  and  $f(\vec{r})$  [45]:

$$\langle 0 | \hat{\rho}(\vec{r}) | \bar{\nu} \rangle = -\frac{1}{2m} \frac{1}{\omega_{\bar{\nu}} \langle \bar{\nu} | \hat{F} | 0 \rangle} \vec{\nabla} \cdot [\rho_0(\vec{r}) \vec{\nabla} f(\vec{r})], \quad (\text{A3})$$

$$\langle 0 | \hat{j}(\vec{r}) | \bar{\nu} \rangle = \frac{1}{2mi} \frac{1}{\langle \bar{\nu} | \hat{F} | 0 \rangle} \rho_0(\vec{r}) \vec{\nabla} f(\vec{r}). \quad (\text{A4})$$

Hence we get as simple recipe for the transition densities and currents

$$\delta\rho(\vec{r}) \propto \vec{\nabla} \cdot [\rho_0(\vec{r}) \vec{\nabla} f(\vec{r})], \quad (\text{A5})$$

$$\delta\vec{j}(\vec{r}) \propto \rho_0(\vec{r}) \vec{\nabla} f(\vec{r}) \propto \rho_0(\vec{r}) \vec{v}(\vec{r}) \quad (\text{A6})$$

to be used in further c.m.c. derivation. Here (A6) actually defines an irrotational flow with the velocity  $\vec{v}(\vec{r}) \sim \vec{\nabla} f(\vec{r})$ .

A change of the expectation value  $\langle \hat{O} \rangle$  of any one-body operator  $\hat{O} = \sum_i^A o(\vec{r}_i)$ , caused by an external field  $\hat{F}$ , is

$$\delta\langle \hat{O} \rangle = \int d^3r \delta\rho(\vec{r}) o(\vec{r}) \quad (\text{A7})$$

$$\propto \int d^3r o(\vec{r}) \vec{\nabla} \cdot [\rho_0(\vec{r}) \vec{\nabla} f(\vec{r})] = \quad (\text{A8})$$

$$= - \int d^3r \rho_0(\vec{r}) \vec{\nabla} f(\vec{r}) \cdot \vec{\nabla} o(\vec{r}) \quad (\text{A9})$$

$$\propto - \int d^3r \delta\vec{j}(\vec{r}) \cdot \vec{\nabla} o(\vec{r}) \quad (\text{A10})$$

where we used the relations (A5)-(A6). Both  $\delta\rho(\vec{r})$  and  $\delta\vec{j}(\vec{r})$  may be applied to determine  $\delta\langle \hat{O} \rangle$ . These cases are suitable for the modes determined by the density-dependent and current-dependent operators, respectively. Note that Eq. (A10) with  $\delta\vec{j}(\vec{r})$  is general



and may be derived and used by itself, regardlessly to the formalism (A1)-(A9) and character of the flow. The quantity  $\delta\hat{j}(\vec{r})$  is then determined by Eq. (3) and, unlike (A6), the velocity  $\vec{v}(\vec{r})$  of the flow can be not only irrotational but also vortical or mixed. Altogether, the relations (A7)-(A10) may be reduced to an expression

$$\delta\langle\hat{O}\rangle \approx \int d^3r \rho_0(\vec{r}) \vec{v}(\vec{r}) \cdot \vec{\nabla}o(\vec{r}) \quad (\text{A11})$$

with  $\vec{v}(\vec{r})$  covering both irrotational (A6) and more general cases.

If  $\langle\hat{O}\rangle$  is invariant with respect to the field  $\hat{F}$ , then the requirement  $\delta\langle\hat{O}\rangle = 0$  is kept and (A11) gives

$$\int d^3r \rho_0(\vec{r}) \vec{v}(\vec{r}) \cdot \vec{\nabla}o(\vec{r}) = 0 \quad (\text{A12})$$

For

$$o(\vec{r}) = rY_{1\mu}^*(\hat{r}), \quad (\text{A13})$$

the operator  $\hat{O} = \sum_i^A o(\vec{r}_i)$  describes the c.m. coordinate and (A12) means that this coordinate is not affected by the field  $\hat{F}$ . By using

$$\vec{\nabla}o(\vec{r}) = \vec{\nabla}rY_{1\mu}^*(\hat{r}) = \sqrt{3}\vec{Y}_{10\mu}^*(\hat{r}), \quad (\text{A14})$$

the conditions (A12) is cast into

$$\int d^3r \rho_0(\vec{r}) \vec{v}(\vec{r}) \cdot \vec{Y}_{10\mu}^*(\hat{r}) = 0. \quad (\text{A15})$$

The condition (A15) may be applied to the density-dependent CM operator  $\hat{M}'_{com}(E1\mu)$  by imposing the irrotational velocity

$$\vec{v}_{com'}(\vec{r}) = \vec{\nabla}f_{com}(\vec{r}) = \vec{\nabla}Y_{1\mu}(\hat{r})(r^3 - \eta r) \quad (\text{A16})$$

where the second term is the actual c.m.c. with the coefficient  $\eta$  to be determined from (A15). Then, assuming spherical nuclei ( $\rho_0(\vec{r}) = \rho_0(r)$ ) and using

$$\int d^3r \vec{Y}_{\lambda\mu}^*(\hat{r}) \cdot \vec{Y}_{\lambda'\mu'}(\hat{r}) = \delta_{\lambda\lambda'}\delta_{\mu\mu'}, \quad (\text{A17})$$

we get

$$\eta = \frac{5}{3} \langle r^2 \rangle_0 \quad (\text{A18})$$

with

$$\langle r^2 \rangle_0 = \frac{\int_0^\infty r^4 \rho_0(r) dr}{\int_0^\infty r^2 \rho_0(r) dr} \quad (\text{A19})$$

and finally the corrected expression (23) for  $\hat{M}'_{com}(E1\mu)$ .

For the current-dependent VM, TM, and CM operators (24)-(22), we put to (A15) the velocities

$$\vec{v}_{vor}(\vec{r}) = r^2\vec{Y}_{12\mu}(\hat{r}) - \eta\vec{Y}_{10\mu}(\hat{r}), \quad (\text{A20})$$

$$\vec{v}_{tor}(\vec{r}) = \frac{\sqrt{2}}{5}r^2\vec{Y}_{12\mu}(\hat{r}) + \vec{Y}_{10\mu}(\hat{r})(r^2 - \eta), \quad (\text{A21})$$

$$\vec{v}_{com}(\vec{r}) = \frac{\sqrt{2}}{5}r^2\vec{Y}_{12\mu}(\hat{r}) - \vec{Y}_{10\mu}(\hat{r})(r^2 - \eta), \quad (\text{A22})$$

where the second terms with  $\eta$  are the relevant c.m.c.. For exception of  $\vec{v}_{com}(\vec{r})$ , these velocities are not reduced to the gradient form. Actually, they are taken in the form of the external fields involved in the operators (24)-(22) and generating the corresponding modes. Such presentation is in accordance with the self-consistent treatment of nuclear excitations [1], which is done here in terms of small variations  $\delta\vec{j}(\vec{r})$  of the nuclear current.

By using (A20)-(A22), the requirement (A15) gives

$$\eta = 0 \quad (\text{A23})$$

for VM and

$$\eta = \langle r^2 \rangle_0 \quad (\text{A24})$$

for TM and CM. Thus we get the corrected expression (21)-(22) for  $\hat{M}'_{tor}(E1\mu)$  and  $\hat{M}'_{com}(E1\mu)$ . Note that vector harmonics  $\vec{Y}_{12\mu}(\hat{r})$  related to the vorticity do not contribute to the c.m.c.. This reflects the physical fact that vorticity, being a curl flow, must be fully decoupled from the c.m. translation motion. Hence the c.m.c. is zero for the VM. On the other hand, the TM is not completely vortical and so its c.m.c. does not vanish.

Note that the above c.m.c. are approximate. Indeed, the calculations give for the VM, TM, and CM responses two broad structures, which actually do not meet the sum-rule condition of excitation of a single collective state. Besides, the prescription [45] uses the commutator  $[\hat{H}, \hat{\rho}]$  where  $\hat{H}$  is assumed not to include the terms with velocity-, spin-, and spin-orbit dependence. The effect of spin-dependent terms is obviously zero. The momentum (velocity)-dependent interaction does not matter for the Galilean-invariant Skyrme functional (the most common case) but may be important if this invariance is violated. The spin-orbit interaction may affect the c.m.c..

## Appendix B: Nuclear density and current operators

The density operator reads

$$\hat{\rho}(\vec{r}) = \sum_{q=n,p} e_{\text{eff}}^q \sum_{k\epsilon q} (\delta(\vec{r} - \vec{r}_k)) \quad (\text{B1})$$

where  $e_{\text{eff}}^q$  are proton and neutron effective charges.

The operator of the full nuclear current consists of the neutron and proton convective and magnetic (spin) parts [47]

$$\hat{j}_{nuc}(\vec{r}) = \hat{j}_c(\vec{r}) + \hat{j}_m(\vec{r}) = \frac{e\hbar}{m} \sum_{q=n,p} (\hat{j}_c^q(\vec{r}) + \hat{j}_m^q(\vec{r})) \quad (\text{B2})$$

where

$$\hat{j}_c^q(\vec{r}) = -ie_{\text{eff}}^q \sum_{k\epsilon q} (\delta(\vec{r} - \vec{r}_k) \vec{\nabla}_k + \vec{\nabla}_k \delta(\vec{r} - \vec{r}_k)) \quad (\text{B3})$$

$$\hat{j}_m^q(\vec{r}) = \frac{g_s^q}{2} \sum_{k\epsilon q} \vec{\nabla} \times \hat{s}_{qk} \delta(\vec{r} - \vec{r}_k), \quad (\text{B4})$$

and  $\hat{s}_q$  is the spin operator,  $\mu_N$  is the nuclear magneton,  $g_s^q$  is the spin g-factor,  $k$  numerates the nucleons.

The T=0 modes use the values

$$e_{\text{eff}}^n = e_{\text{eff}}^p = 1, \quad g_s^{n,p}(T=0) = \frac{1}{2}(g_s^n + g_s^p) \quad (\text{B5})$$

while the T=1 modes employ

$$e_{\text{eff}}^n = -e_{\text{eff}}^p = -1, \quad g_s^{n,p}(T=1) = \frac{1}{2}(g_s^n - g_s^p). \quad (\text{B6})$$

### Appendix C: Removal of the charge conservation constraint

In Sec. III A, the vortical operator  $\hat{M}_{\text{vor}}(E\lambda\mu, k)$ , completely unconstrained by the continuity equation, is built from the  $\hat{M}(E\lambda\mu, k)$  operator by replacing the curl of the nuclear current  $\vec{\nabla} \times \hat{j}_{\text{nuc}}(\vec{r})$  by the vortical quantity [7]

$$\hat{\omega}_\lambda = [\vec{\nabla} \times \hat{j}_{\text{nuc}}(\vec{r})]_\lambda - \frac{i}{\lambda} kc [\vec{\nabla} \hat{\rho}(\vec{r}) \times \vec{r}]_\lambda \quad (\text{C1})$$

where the terms  $[\dots]_\lambda$  assume  $\lambda$ -components of the multipole expansion of the values inside the brackets. Below we present arguments which motivate (C1) and compare it with the prescription [7]. For the simplicity, we consider only the convection current and neglect isospin.

#### 1. Simple arguments

Using the hydrodynamical definition of the velocity field (3), we may write the *truly vortical* quantity

$$\rho_0(\vec{r}) \vec{\nabla} \times \vec{v}_\nu(\vec{r}) = \vec{\nabla} \times \delta \vec{j}_\nu(\vec{r}) - \vec{\nabla} \rho_0(\vec{r}) \times \hat{v}_\nu(\vec{r}). \quad (\text{C2})$$

Except for the second velocity-dependent term, the r.h.s. of (C2) reminds the operator construction (C1) and thus may be used for justification of  $\hat{\omega}_\lambda$  as a vortical quantity.

To make (C2) closer to (C1), it is worth to express  $\vec{r}$  in terms of the (global) velocity operator

$$\hat{v} = \hat{r} = \frac{i}{\hbar} [\hat{H}, \vec{r}] = ikc \hat{r}. \quad (\text{C3})$$

This suggests the replacement

$$\hat{v} \rightarrow ikc \hat{r} \quad (\text{C4})$$

in (C2) and thus casts (C2) to a form similar to (C1) (up to the multiplier  $1/\lambda$ ). Note, however, that the velocities in (C2) and (C3) are not the same. The replacement of the velocity field  $\vec{v}_\nu(\vec{r})$  by a global velocity becomes strictly valid only in the sum-rule limit when all multipole strength is concentrated in one collective state. It remains probably an acceptable step for distributed spectra which often gather around a strongly collective mode.

## 2. Correspondence of the recipes

It is also worth to relate the recipe (11) for the transition densities [7] with our recipe (29) and its analog (C1) for the operators. As was mentioned in Sec. III A, both recipes serve to build the vortical quantities, though by different ways. While (11) excludes from the current the  $j_{\lambda \lambda-1}(r)$  terms, the recipe (29) leads to exact compensation of the lowest-order  $k$ -terms in the vortical operator.

One may show that the recipes (11) and (29) actually correspond each other. Indeed, using the expansion of the transition density (8) with the multipoles

$$kc\rho_\lambda(r) = -\sqrt{\frac{\lambda}{2\lambda+1}} \left\langle \frac{d}{dr} - \frac{\lambda-1}{r} \right\rangle j_{\lambda\lambda-1}(r) \quad (\text{C5}) \\ + \sqrt{\frac{\lambda+1}{2\lambda+1}} \left\langle \frac{d}{dr} + \frac{\lambda+2}{r} \right\rangle j_{\lambda\lambda+1}(r),$$

the expansion of the second r.h.s. term of (C1) may be written in the form

$$ikc [\vec{\nabla} \delta \rho_{fi}(\vec{r}) \times \vec{r}] = \sum_{\lambda\mu} a_{\lambda\mu}^{fi} S_{\lambda\lambda}(r) \vec{Y}_{\lambda\lambda\mu}(\hat{r}) \quad (\text{C6})$$

with the multipoles

$$S_{\lambda\lambda}(r) = \sqrt{\lambda(\lambda+1)} kc\rho_\lambda(r). \quad (\text{C7})$$

Being scaled by  $1/\lambda$ , these multipoles coincide with the expansion coefficients of  $\delta \vec{S}_{fi}(\vec{r})$  in (10). Hence the relation between the recipes (11) and (29).

### Appendix D: SRPA equations and generator operators

The SRPA Hamiltonian is self-consistently derived [36, 37] from the functional

$$\mathcal{E} = \mathcal{E}_{\text{kin}} + \mathcal{E}_{\text{Sk}} + \mathcal{E}_{\text{pair}} + \mathcal{E}_{\text{Coul}} \quad (\text{D1})$$

involving kinetic-energy, Skyrme, pairing and Coulomb terms. The Skyrme functional  $\mathcal{E}_{\text{Sk}}(\rho, \tau, \vec{\mathcal{S}}, \vec{j}, \vec{s}, \vec{T})$  depends on time-even (nucleon  $\rho$ , kinetic-energy  $\tau$ , spin-orbit  $\vec{\mathcal{S}}$ ) and time-odd (current  $\vec{j}$ , spin  $\vec{s}$ , vector kinetic-energy  $\vec{T}$ ) densities. The Hamiltonian has the form [36, 37]

$$\hat{H} = \hat{h}_{\text{HFB}} + \hat{V}_{\text{res}} \quad (\text{D2})$$

where  $\hat{h}_{\text{HFB}}$  is the HFB mean field

$$\hat{h}_{\text{HFB}} = \int d^3r \sum_{\alpha_+} \left[ \frac{\delta E}{\delta J_{\alpha_+}(\vec{r})} \right] \hat{J}_{\alpha_+} \quad (\text{D3})$$

and  $\hat{V}_{\text{res}}$  is the separable residual interaction

$$\hat{V}_{\text{res}} = \frac{1}{2} \sum_{k,k'=1}^K (\kappa_{kk'} \hat{X}_k \hat{X}_{k'} + \eta_{kk'} \hat{Y}_k \hat{Y}_{k'}) \quad (\text{D4})$$

with one-body operators

$$\hat{X}_k = i \int d^3r d^3r' \sum_{\alpha_+, \alpha'_+} \frac{\delta^2 \mathcal{E}}{\delta J_{\alpha_+} \delta J_{\alpha'_+}} \langle [\hat{P}_k, \hat{J}_{\alpha_+}] \rangle \hat{J}_{\alpha'_+},$$

$$\hat{Y}_k = i \int \int d^3r d^3r' \sum_{\alpha_-, \alpha'_-} \frac{\delta^2 \mathcal{E}}{\delta J_{\alpha_-} \delta J_{\alpha'_-}} \langle [\hat{Q}_k, \hat{J}_{\alpha_-}] \rangle \hat{J}_{\alpha'_-},$$

and inverse strength matrices

$$\kappa_{kk'}^{-1} = -i \langle [\hat{P}_k, \hat{X}_{k'}] \rangle, \quad \eta_{kk'}^{-1} = -i \langle [\hat{Q}_k, \hat{Y}_{k'}] \rangle. \quad (\text{D5})$$

Here  $\alpha_+$  and  $\alpha_-$  enumerate time-even  $J_{\alpha_+}$  and time-odd  $J_{\alpha_-}$  densities, respectively;  $\hat{J}_{\alpha_{\pm}}$  are the density operators;  $\hat{Q}_k$  and  $\hat{P}_k = i[\hat{H}, \hat{Q}_k]$  are time-even and time-odd hermitian generator operators. The operators of the residual interaction  $\hat{X}_k$  and  $\hat{Y}_k$  are time-even and time-odd by construction, respectively.

The single-particle Hamiltonian  $\hat{h}_{\text{HFB}}$  is determined by the first functional derivatives of the initial functional (D1) while operators  $\hat{X}_k$  and  $\hat{Y}_k$  are driven by the second functional derivatives of the same functional. The residual interaction includes all the possible terms arising from (D1). Hence the model is fully self-consistent. The number  $K$  of separable terms in (D4) is determined by the number of the generator (input) operators  $\hat{Q}_k$ . Usually we have  $K = 3 - 5$ . This results in a low rank of the RPA matrix and so in an efficient calculation scheme.

The SRPA formalism itself does not prescribe the form of the generators  $\hat{Q}_k$  and  $\hat{P}_k$ . At the same time, their choice is important for a fast converge of the factorized residual interaction  $\hat{V}_{\text{res}}$  to the true one with a minimal number of separable terms. The set of the generating operators is introduced such as to initiate in the nucleus all the relevant kinds of motion for the considered modes. For time-even modes, the initial generators  $\hat{Q}_k$  are chosen first and then their time-odd counterparts are determined from  $\hat{P}_k = i[\hat{H}, \hat{Q}_k]$ . Instead for time-odd modes, the initial generators  $\hat{P}_k$  are inserted and then their time-even counterparts  $\hat{Q}_k = i[\hat{H}, \hat{P}_k]$  are determined. The generators may be arbitrarily and separately scaled, which does not influence the results. The coupling of the modes (e.g.

of electric and magnetic ones in deformed nuclei) may request both time-even and time-odd generators in the set. The optimal sets of the generators were developed for E1(T=1) [36, 37] and spin-flip M1 [42–44] GR.

Here we use the minimal sets of the generators suitable for the description of vortical, toroidal, and compression modes. The generators cover the main parts of the corresponding operators and take into account the coupling between vortical (toroidal) and compression modes. For the vortical motion they are

$$\hat{P}_1 = \int d^3r \hat{j}_c(\vec{r}) r^2 \vec{Y}_{12\mu}(\hat{r}),$$

$$\hat{P}_2 = \int d^3r \hat{j}_m(\vec{r}) r^2 \vec{Y}_{12\mu}(\hat{r}),$$

$$\hat{Q}_3 = \int d^3r \rho(\vec{r}) [r^3 - \frac{5}{3} \langle r^2 \rangle_0 r] Y_{1\mu}(\hat{r}), \quad (\text{D6})$$

i.e. cover the time-odd parts of the vortical operator with the convection and magnetization currents as well as the time-even compression operator with the c.m.c. (to prevent generation of the spurious motion).

For the toroidal motion the generators read

$$\hat{P}_1 = \int d^3r \hat{j}_c(\vec{r}) [r^2 \frac{\sqrt{2}}{5} \vec{Y}_{12\mu}(\hat{r}) + \vec{Y}_{10\mu}(\hat{r}) (r^2 - \langle r^2 \rangle_0)],$$

$$\hat{P}_2 = \int d^3r \hat{j}_m(\vec{r}) [r^2 \frac{\sqrt{2}}{5} \vec{Y}_{12\mu}(\hat{r}) + \vec{Y}_{10\mu}(\hat{r}) (r^2 - \langle r^2 \rangle_0)],$$

$$\hat{Q}_3 = \int d^3r \rho(\vec{r}) [r^3 - \frac{5}{3} \langle r^2 \rangle_0 r] Y_{1\mu}(\hat{r}), \quad (\text{D7})$$

i.e. cover the time-odd parts of the toroidal operator with the convection and magnetization currents as well as the time-even compression operator. The toroidal motion needs the c.m.c. and so now this correction is included to all the generators.

Finally the set for the compression mode includes the compression operator  $\hat{Q}_3$  itself and the convective toroidal generator  $\hat{P}_1$ . The generators with the magnetic current  $\hat{j}_m(\vec{r})$  are not involved since their effect to the compression mode is negligible.

- 
- [1] A. Bohr and B. R. Mottelson, *Nuclear Structure* Vol. 2 (Benjamin, New York, 1974).
- [2] T. de Forest and J.D. Walecka, *Adv. Phys.* **15**, 57 (1966).
- [3] J. Heisenberg, *Adv. Nucl. Phys.* **12**, 61 (1981).
- [4] P. Ring and P. Schuck, *Nuclear Many Body Problem*, (Springer-Verlag N.Y.-Hedelberg-Berlin, 1980).
- [5] G.T. Bertsch, *Nucl. Phys.* **A249**, 253 (1975).
- [6] F.E. Seer, T.S. Dumitrescu, T. Suzuki, C.H. Dasso, *Nucl. Phys.* **A404**, 359 (1983).
- [7] D.G. Ravenhall, J. Wambach, *Nucl. Phys.* **A475**, 468 (1987).
- [8] E.C. Caparelli and E.J.V. de Passos, *J. Phys. G: Nucl. Part. Phys.* **25**, 537 (1999).
- [9] L. D. Landau and E. M. Lifshitz, *Course of Theoretical Physics: Hydrodynamics* Vol. 6, (Butterworth-Heinemann, Oxford, 1987)
- [10] V.M. Dubovik and A.A. Cheshkov, *Sov. J. Part. Nucl.* **5**, 318 (1975); V.M. Dubovik and L.A. Tosunyan, *ibid*, **14**, 504 (1983).
- [11] S.F. Semenko, *Sov. J. Nucl. Phys.* **34**, 356 (1981).
- [12] H.L. Clark, Y.W. Lui, and D.H. Youngblood, *Phys.Rev.* **C63**, 031301(R) (2001).
- [13] N. Paar, D. Vretenar, E. Khan, and G. Colo, *Rep. Prog. Phys.* **70**, 691 (2007).

- [14] M.N. Harakeh et al, Phys. Rev. Lett. **38**, 676 (1977).
- [15] D.H. Youngblood et al, Phys. Rev. Lett. **39**, 1188 (1977).
- [16] H.P. Morsch, M. Rogge, P. Turek, and C. Mayer-Borricke, Phys. Rev. Lett. **45**, 337 (1980).
- [17] S. Stringari, Phys. Lett. B**108**, 232 (1982).
- [18] H.P. Morsch et al, Phys. Rev. C**28**, 1947 (1983).
- [19] G.S. Adams et al, Phys. Rev. C**33**, 2054 (1986).
- [20] B.F. Davis et al, Phys. Rev. Lett. **79**, 609 (1997).
- [21] D.H. Youngblood et al, Phys.Rev. C**69**, 054312 (2004).
- [22] M. Uchida et al, Phys. Lett. B **557**, 12 (2003).
- [23] M. Uchida et al, Phys. Rev. C **69**, 051301(R) (2004).
- [24] N. Ryezayeva et al, Phys. Rev. Lett. **89**, 272502 (2002).
- [25] A. Richter, Nucl. Phys. A**731**, 59 (2004).
- [26] S.I. Bastrukov, S. Misicu, and A. Sushkov, Nucl. Phys. A**562**, 191 (1993).
- [27] S.Misicu, Phys.Rev. C**73**, 024301 (2006).
- [28] E.B. Balbutsev and I.N. Mikhailov, J.Phys.G **14**, 545 (1988).
- [29] E.B. Balbutsev, I.V. Molodtsova, and A.V. Unzhakova, Europhys. Lett. **26**, 499 (1994).
- [30] J. Kvasil, N. Lo Iudice, Ch. Stoyanov, and P. Alexa, J. Phys. G: Nucl. Part. Phys. **29**, 753 (2003).
- [31] D. Vretenar, A. Wandelt, and P. Ring, Phys. Lett. B**487**, 334 (2000).
- [32] D. Vretenar, N. Paar, P. Ring, and T. Niksic, Phys. Rev. C**65**, 021301(R) (2002).
- [33] G. Colo, N. Van Giai, P. Bortignon, and M.R. Quaglia, Phys.Lett. B**485**, 362 (2000).
- [34] P. Papakonstantinou, J. Wambach, E. Mavrommatis, and V.Yu. Ponomarev, Phys. Lett. B **604**, 157 (2004).
- [35] E. Wuest, V. Mosel, J. Kunz, and A. Schuh, Nucl. Phys. A**406**, 285 (1987).
- [36] V.O. Nesterenko, J. Kvasil, and P.-G. Reinhard, Phys. Rev. C**66**, 044307 (2002).
- [37] V.O. Nesterenko, W. Kleinig, J. Kvasil, P. Vesely, P.-G. Reinhard, and D.S. Dolci, Phys. Rev. C**74**, 064306 (2006).
- [38] V.O. Nesterenko, W. Kleinig, J. Kvasil, P. Vesely, and P.-G. Reinhard, Int. J. Mod. Phys. E**16**, 624 (2007).
- [39] V.O. Nesterenko, W. Kleinig, J. Kvasil, P. Vesely, and P.-G. Reinhard, Int. J. Mod. Phys. E**17**, 89, (2008).
- [40] W. Kleinig, V.O. Nesterenko, J. Kvasil, P.-G. Reinhard, and P. Vesely, Phys. Rev. C**78**, 044313 (2008).
- [41] J. Kvasil, P. Vesely, V.O. Nesterenko W. Kleinig, P.-G. Reinhard, and S. Frauendorf, Int. J. Mod. Phys. E**18**, 975 (2009).
- [42] P. Vesely, J. Kvasil, V.O. Nesterenko, W. Kleinig, P.-G. Reinhard, and V.Yu. Ponomarev, Phys. Rev. C**80**, 031302(R) (2009).
- [43] V.O. Nesterenko, J. Kvasil, P. Vesely, W. Kleinig, P.-G. Reinhard, and V.Yu. Ponomarev, J. Phys. G: Nucl. Part. Phys. **37**, 064034 (2010).
- [44] V.O. Nesterenko, J. Kvasil, P. Vesely, W. Kleinig, and P.-G. Reinhard, Int. J. Mod. Phys. E**19**, 558 (2010).
- [45] T. Suzuki and D.J. Rowe, Nucl. Phys. A**286**, 307 (1977).
- [46] D.A. Varshalovich, A.N. Moskalev, V.K. Khersonskii, *Quantum Theory of Angular Momentum* (World Scientific, Singapore, 1976).
- [47] A. Bohr and B. R. Mottelson, *Nuclear Structure* Vol. 1 (Benjamin, New York, 1969).
- [48] T.H.R. Skyrme, Phil. Mag. **1**, 1043 (1956).
- [49] D. Vauterin, D.M. Brink, Phys. Rev. C**5**, 626 (1972).
- [50] Y.M. Engel, D.M. Brink, K. Goeke, S.J. Krieger, and D. Vauterin, Nucl. Phys. A**249**, 215 (1975).
- [51] E. Chabanat, P. Bonche, P. Haensel, J. Meyer, and R. Schaeffer, Nucl. Phys. A**635**, 231 (1998).
- [52] M.N. Harakeh and A. van der Woude, *Giant Resonances* (Clarendon Press, Oxford, 2001).
- [53] Note that we use here the strength function (50) without an energy weight. Introduction of such weight, e.g. like in the dipole photoabsorption, would obviously amplify the VM, TM, and CM high-energy branches.
- [54] The GDR in Fig. 5 was computed with the force SLy6, following the SRPA prescription [36]. Like for VM, TM, and CM modes, the strength function was taken without the energy weight.
- [55] A.V. Varlamov, V.V. Varlamov, D.S. Rudenko, and M.E. Stepanov, *Atlas of Giant Dipole Resonances*, INDC(NDS)-394, 1999.
- [56] E. Lipparini and S. Stringari, Phys. Rep. **175**(3), 103 (1989).
- [57] N. Van Giai and H. Sagawa, Nucl. Phys. A**371**, 1 (1981).
- [58] K.W. Schmid and P.-G. Reinhard, Nucl. Phys. A**530**, 283 (1991).