

Evidence of powerful relativistic jets in narrow-line Seyfert 1 galaxies

Luigi Foschini^{*,†}

INAF Osservatorio Astronomico di Brera, Via E. Bianchi 46, 23807, Merate (Italy)

E-mail: luigi.foschini@brera.inaf.it

In 2008, the *Fermi Gamma-ray Space Telescope* has revealed – for the first time – high-energy ($E > 100$ MeV) γ rays from a few Narrow-Line Seyfert 1 Galaxies (NLS1s). Later, in 2009 and 2010, two multifrequency campaigns on one of these sources, PMN J0948+0022 ($z = 0.585$), definitely confirmed the presence, in sources of this type, of a relativistic jet very similar and with comparable power to those in blazars. However, these sources are neither blazars nor radio galaxies, as proven by their optical spectrum and by their very compact radio morphology. Moreover, since NLS1s are generally hosted in spiral galaxies, this casts a significant doubt on the paradigm of the correlation between jets and elliptical host galaxies. These findings pose intriguing challenges to the current knowledge of jet systems and on how these structures are generated. The current status of the researches in this field is reviewed and ongoing work is outlined.

Narrow-Line Seyfert 1 Galaxies and their place in the Universe

April 4-6, 2011

Milano, Italy

^{*}Speaker.

[†]I would like to thank for the interesting, useful, and amusing discussions G. Ghisellini, L. Maraschi, and F. Tavecchio. Thanks also to S. Komossa for the editorial handling of this manuscript.

1. Introduction

Narrow-Line Seyfert 1 Galaxies (NLS1s) constitute a class of active galactic nuclei (AGNs) with peculiar characteristics. Before this workshop, I was aware that NLS1s were very interesting sources, but now, after the conclusion of the meeting and having heard several interesting talks, I have understood that NLS1s are even more interesting and special than I could have thought (¹).

Richard Pogge in his talk [89] has outlined 25 years of NLS1s studies, from the first interesting notes (e.g. [27, 42]), to the awareness of the discovery of a new class of AGNs [85]. Several authors have pointed out that the observed features at different wavelengths suggest that NLS1s are AGNs with relatively low masses, high accretion rates, and possibly young (e.g. [14, 16, 17, 50, 76, 88]; see the updates [18, 51, 75, 87]). NLS1s generally do not display strong activity at radio frequencies, but a small percent of them ($\sim 7\%$) do not follow this rule [65].

The first radio-loud NLS1, PKS 0558–504 ($z=0.137$), was discovered in 1986 [91]. Later, in the early 2000s, a few more sources of this type were discovered [52, 84, 106, 65] and there was already a first (unsuccessful) attempt to detect very high-energy γ rays ($E > 400$ GeV) from these sources with the *Whipple* Čerenkov telescope. More radio-loud NLS1s were found with early surveys both radio- and optically-selected [101, 104]. Although, in some cases, the flat or inverted radio spectrum and high brightness temperature suggested the presence of a relativistic jet [106, 30], in other cases there was no direct indication of beaming [65]. Moreover, these sources had a very compact radio morphology, making it difficult to trace the components searching for superluminal motion [30]. Other indications of a possible presence of a relativistic jet came from optical-to-X-ray studies of variability [37].

The definitive proof of the existence of relativistic jets in NLS1s arrived after the launch of the *Fermi Gamma-ray Space Telescope* (hereafter *Fermi*) in 2008 June. Already after a few months of operation, there was the first detection at γ rays ($E > 100$ MeV) of a NLS1: it was PMN J0948+0022 ($z = 0.5846$) [1, 38]. This discovery immediately triggered a multiwavelength (MW) campaign (2009 March-July), which confirmed that the γ -ray emission was indeed associated with the NLS1 and that the MW behavior was typical of a relativistic jet, like those in blazars [3, 48]. The NLS1 had a peak in the γ -ray flux on April 1, 2009, with a value of $\sim 4 \times 10^{-7}$ ph cm⁻² s⁻¹ and then declined, followed by a similar trend at all the wavelengths, while radio emission increased reaching the peak about a couple of months later. In 2010 July, PMN J0948+0022 underwent a much stronger outburst, reaching the power of $\sim 10^{48}$ erg/s in the 0.1 – 100 GeV band and this event was preceded by a significant change in the radio polarization angle, which occurred about one year before [39]. It is worth noting the extreme power at γ rays together with the lack of extended radio structures. One basic question, stressed by G. Ghisellini, is indeed: where such great power has gone?

This is just one of the many problems opened by the discovery of high-energy γ -ray emission from NLS1s, but many others are present. I am not able yet to say what is the effective impact of this discovery in our knowledge of AGNs and relativistic jets. I am still in the phase of searching and collecting informations to better understand the properties of these sources, compare with other known AGNs, and try to infer some useful knowledge. Although there is a handful of γ -NLS1s,

¹ See the workshop proceedings at <http://pos.sissa.it/cgi-bin/reader/conf.cgi?confid=126>.

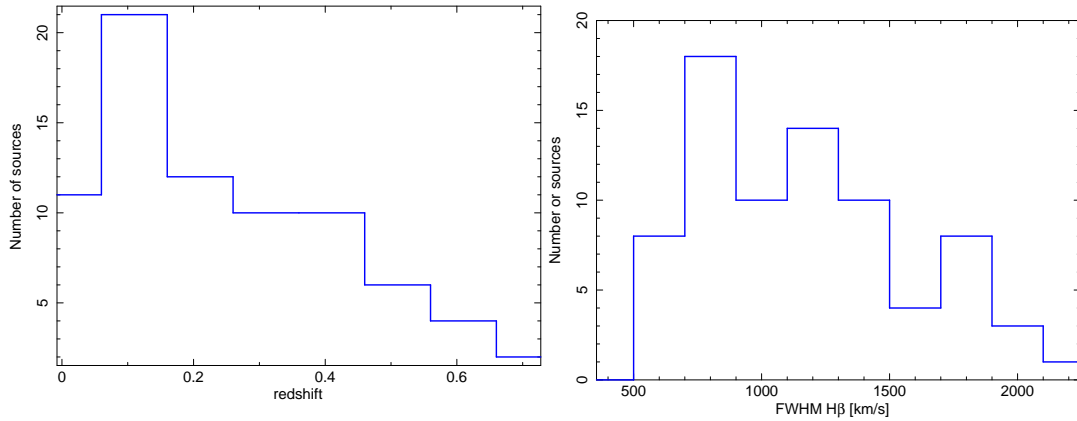


Figure 1: Sample of NLS1s: (*left panel*) Redshift distribution; (*right panel*) FWHM H β distribution.

in the present work I would like to report about an early study of their MW properties and the comparison with radio-quiet objects and with bright γ -ray blazars.

2. Sample selection

Rather obviously, I performed the early search for high-energy γ rays from NLS1s in 2008 by starting with a sample built with the most radio-loud objects. The core of this sample was the list of very radio-loud sources of Yuan et al. [104], which were optically selected from the *Sloan Digital Sky Survey* (SDSS) and had the radio loudness $R = f_{1.4 \text{ GHz}}/f_{440 \text{ nm}} > 100$. Some sources with the same R prescription were found in the literature and added to the sample [41, 65, 84, 105, 107]. This list was composed of 29 very radio-loud NLS1s, which resulted in 4 detections at high-energy γ rays after one year of *Fermi* operations [4].

Now, in order to make a more extended work, I have relaxed the prescription on R and added also less radio-loud and even radio-quiet (although not silent) NLS1s from the *FIRST Bright Quasars Survey* (FBQS) [101]. Therefore, the sample studied in the present work is composed of 76 NLS1s, of which 45 are from the FBQS [101], 23 are from the SDSS [104] and 8 are from literature [41, 65, 84, 105, 107] (see Tables A1 and A2 in the Appendix). The radio-quiet ($R < 10$) subsample is composed of 30 sources, while the radio-loud one ($R > 20$) has 39 objects; 7 NLS1s of the present list are radio-intermediate ($10 < R < 20$). The distributions of z and FWHM H β are displayed in Fig. 1. The measurements of the FWHM H β are taken from the available literature ([41, 65, 84, 101, 104, 105, 107]).

I have also considered, as a comparison, a subsample of the bright γ -ray blazars detected by *Fermi* during its early months of operations [2]. The subsample of 34 AGNs has been defined on the basis of the availability of *Swift* optical (B filter) and X-ray data [44, 45]. Radio data were taken from the *Faint Images of the Radio Sky at Twenty Centimeters* (FIRST), as for the NLS1s (see next Section). It is worth noting that the original selection of these blazars was done on the basis of the high detection significance ($> 10\sigma$, [2]), so this is not a flux-limited sample. On the other hand, also the sample of NLS1s is not flux limited.

3. Multiwavelength Data

For all the sources in Table A1, I gathered the data from radio to γ rays from the publicly available archives and data servers (Table A2). All the data were corrected for the absorption due to the Galactic hydrogen, transformed – when necessary – into flux density at specific frequency (radio: 1.4 GHz; optical: 440 nm; X-rays: 1 keV; γ rays: 100 MeV), K -corrected by multiplying the flux density with the factor $(1+z)^{\alpha-1}$, having assumed the following values of $\alpha_r = 0$, $\alpha_o = -0.5$ (see [104]), $\alpha_x = 1$, and $\alpha_\gamma = 1.5$ (see [4]). The corresponding luminosities have been calculated within a Λ CDM cosmology with $H_0 = 70 \text{ km s}^{-1} \text{ Mpc}^{-1}$ and $\Omega_\Lambda = 0.73$ [64].

3.1 Radio data

Radio data were taken from the VLA (*Very Large Array*) FIRST (*Faint Images of the Radio Sky at Twenty Centimeters*²) survey [11], operated at 1.4 GHz. Only two sources were in sky regions not covered by the FIRST: PMN J0134–4258 and PKS 0558–504. In both cases, I extended to 1.4 GHz the flux density measured at 4.8 GHz [103] by adopting a flat radio spectrum ($\alpha_r = 0$).

3.2 Optical data

Most of the optical data in the B filter band (440 nm) were taken from the *Sloan Digital Sky Survey* (SDSS³). The *ugriz* system was converted into the *UBVRI* one by using the formulae reported in [24]. When the source was not in a region covered by the SDSS, I used the measurements of the *US Naval Observatory* (USNO) B1 Catalog [81]. For PKS 0558–504, I refer to [82].

The observed magnitudes have been dereddened by using the A_V calculated from the N_H measurements of the *Leiden-Argentine-Bonn Survey* [62] and the extinction laws by [22].

Most of the sources are quasar-like and, therefore, the host galaxy contribution is negligible. For the lowest redshift sources, I estimated that the host galaxy contributed at maximum by a 10% in flux, by assuming a spiral host of Sa type⁴.

3.3 X-ray data

I have used the *ROSAT Bright and Faint Source Catalogues*⁽⁵⁾ [98, 99], which are based on an all-sky survey in the 0.1–2.4 keV energy band. When there is no detection, I calculated a 3σ upper limit by using the available exposure at the source position. In a few cases, although there was no detection with *ROSAT*, the NLS1 was later detected with other satellites (e.g. PKS 1502+036 with *Swift*, [4]). However, for the sake of homogeneity, I have preferred to keep the upper limit.

The count rates were then dereddened and converted into physical units (c.g.s.) by means of WebPIMMS⁽⁶⁾, having frozen the N_H to the Galactic value ([62]) and the photon index of the power-law model to 2.

²<http://sundog.stsci.edu/index.html>

³<http://www.sdss.org/>

⁴A S0 type would be fainter. See [96].

⁵<http://www.xray.mpe.mpg.de/cgi-bin/rosat/rosat-survey>

⁶<http://heasarc.gsfc.nasa.gov/Tools/w3pimms.html>

Name	RA	Dec	err(dist)	$F_{0.1-100 \text{ GeV}}$	Γ	TS	$ \tau $	S/N
1H 0323+342	51.25	+34.20	0.12(0.07)	6.0 ± 0.7	2.87 ± 0.09	164	< 2.7	4.0
<i>SBS 0846+513</i>	132.45	+51.19	0.11(0.05)	0.51 ± 0.15	2.0 ± 0.1	52	12 ± 8	4.7
PMN J0948+0022	147.253	+0.385	0.07(0.02)	13.7 ± 0.7	2.85 ± 0.04	1081	< 0.8	5.4
<i>FBQS J1102+2239</i>	165.70	+22.63	0.37(0.10)	2.0 ± 0.6	3.1 ± 0.2	32	25 ± 12	2.9
<i>SDSS J124634.65+023809.0</i>	191.83	+2.53	0.47(0.21)	1.7 ± 0.7	3.1 ± 0.3	15	32 ± 15	2.1
PKS 1502+036	226.257	+3.457	0.05(0.02)	7.0 ± 0.6	2.71 ± 0.07	411	1.3 ± 0.5	6.6
PKS 2004-447	302.002	-44.504	0.08(0.07)	1.2 ± 0.3	2.3 ± 0.1	44	6.2 ± 1.7	12

Table 1: Summary of *Fermi*/LAT detections of γ -NLS1s based on 30 months of data. The new detections are emphasized in italic. The columns “RA” and “Dec” (J2000) indicate the position of the γ -ray source. The column “err(dist)” is the error at 95% confidence level [deg] and, between parentheses, there is the distance [deg] of the γ -ray centroid from the radio coordinates. The three following columns indicate – respectively – the integrated γ -ray flux in the 0.1–100 GeV energy band [$10^{-8} \text{ ph cm}^{-2} \text{ s}^{-1}$], the photon index of the power-law model used to fit the γ photons, and the test statistic (TS, see [78] for its definition), where $\sqrt{TS} \sim \sigma$. The two latest columns, τ and S/N, display the characteristic time scale [days] of doubling/halving flux and the significance of the flux change [σ], respectively.

3.4 γ -ray data

I have retrieved all the publicly available data of the Large Area Telescope (LAT, [9]) on-board *Fermi* included in the period 2008 August 5 00:00 UTC to 2011 February 2 00:00 UTC, i.e. about 30 months of data ⁽⁷⁾. The analysis was performed by using the LAT Science Tools v. 9.18.6 and the corresponding background and instrument response files ⁽⁸⁾. The adopted techniques are quite standard and are described with more details in other papers (e.g. [1, 3, 4]).

First, I have searched for new detections by integrating all the 30 months of data. To take into account the possible contaminating sources inside the 10° radius of interest centered on the NLS1 under examination, I started modeling the sources in the first *Fermi* catalog [5]. If, after an inspection of the results of the first analysis run, I found some new contaminating sources, then I added them to the list of modeled sources and repeated the run. The iteration stops when no more newly contaminating sources were found. In addition to the confirmation of the already known γ -NLS1s [4], I have found three new candidates. The results are summarized in Table 1.

I have also studied the variability at γ rays of these sources, by producing light curves in the 0.1–100 GeV energy band with different binnings (1, 2, and 3 days) and taking as good the bins with detections at level $TS > 10$ ($\sim 3\sigma$). The obtained curves consist of a number of bins spanning from a few points to 87 in the case of PMN J0948+0022, the brightest γ -NLS1. A few examples of light curves are shown in Fig. 2. It is worth noting the case of SBS 0846+513, one of the three newly discovered γ -NLS1s reported in this work: the source was discovered since it became active during the latest months. As I will show also later, this means that the discovery of new γ -NLS1s ultimately depends on the status of activity of the source.

Then, I have analyzed all the lightcurves searching for flux variations greater than 3σ and calculated the corresponding time scale τ for a doubling/halving flux, defined as:

⁷<http://fermi.gsfc.nasa.gov/cgi-bin/ssc/LAT/LATDataQuery.cgi>

⁸<http://fermi.gsfc.nasa.gov/ssc/data/analysis/>

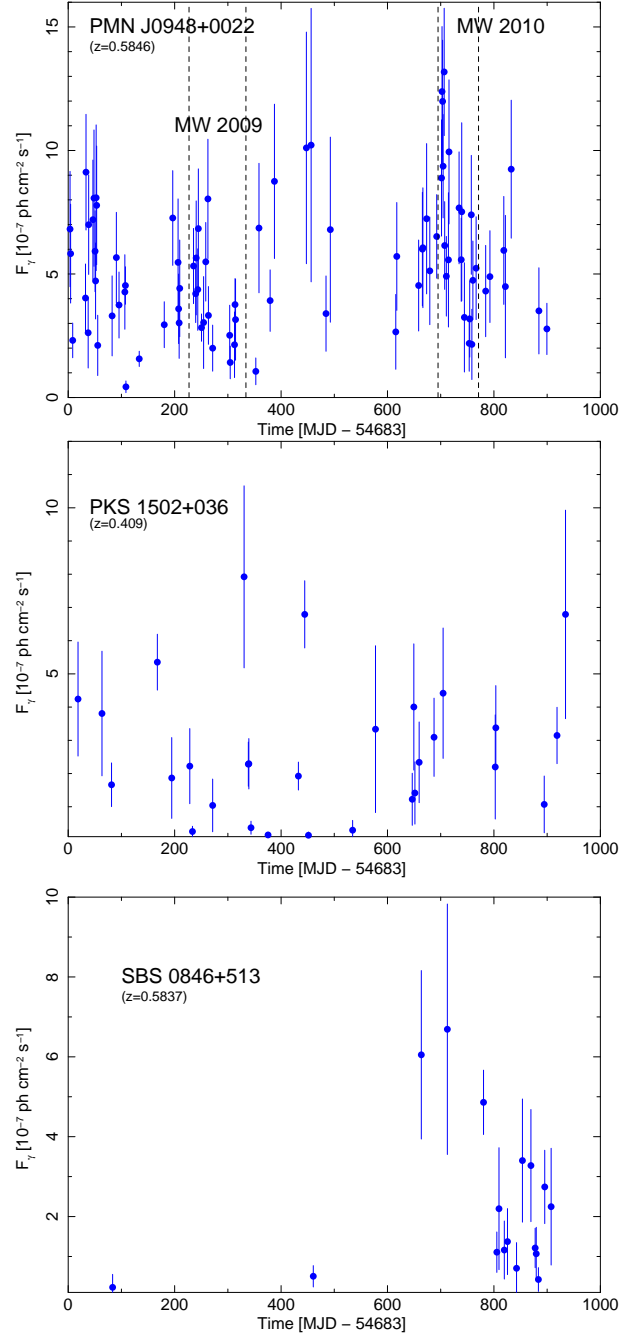


Figure 2: Examples of *Fermi*/LAT light curves of NLS1s (0.1–100 GeV; 1 day time bin). (*top panel*) PMN J0948+0022 was the first NLS1 to be detected at γ rays [1, 38] and was also the target of two MW campaigns in 2009 [3] and 2010 [39], whose periods are indicated with dashed vertical lines; (*center panel*) PKS 1502+036 was detected in the first year of operations [4]; (*bottom panel*) SBS 0846+513 is a newly detected γ -NLS1, because it becomes active during the latest months.

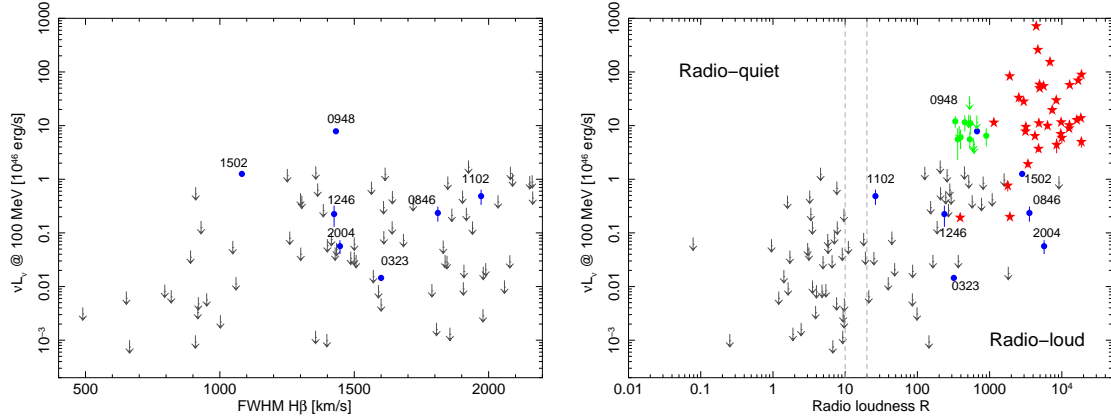


Figure 3: Sample of NLS1s: γ rays vs FWHM $H\beta$ (left panel) and radio loudness (right panel). The detections with *Fermi*/LAT are indicated with blue filled circles. The gray arrows indicate upper limits at 5σ . The green points refer to the 2009 MW Campaign of PMN J0948+0022 [3]. The red stars are for the bright γ -ray blazars from the list of [44, 45]. The two dashed vertical lines represent the separation zone between radio-quiet and radio-loud sources.

$$\frac{F(t)}{F(t_0)} = 2^{-\frac{(t-t_0)}{\tau}} \quad (3.1)$$

The results are displayed in Table 1. I have reported also the cases of FBQS J1102+2239 and SDSS J124634.65+023809.0, although the flux variations are not significant. These are also the two faintest γ -NLS1s, with the poorest statistics for the moment. A better analysis will hopefully be done in the future, if the sources will display some enhanced activity.

3.5 The case of PMN J0948+0022

The case of PMN J0948+0022 is worth underlining: there are several observations performed at the time of the discovery of the γ -ray emission and during the 2009 and 2010 MW Campaigns [1, 3, 4, 39]. This offers the possibility to look at the source variations on months time scales and is a reference to understand how much a γ -NLS1 could change its position along the graphics prepared with MW data described above. To prepare the data, I considered as reference the time of the *Swift* observations, from which I can measure X-ray and optical fluxes. *Fermi* information were extracted from a 4-days long subset of LAT data, centered on the *Swift* observation. The radio fluxes were extrapolated from the closest multifrequency observations by assuming a flat spectrum ($\alpha_r = 0$).

A caveat should be noted when comparing optical-to- γ -ray data with radio measurements: indeed, the production of γ rays require a compact region, which in turn is also optically thick at radio frequencies [13]. When the blob expands as it moves outward, then it becomes optically thin at radio frequencies, but its γ -ray production drops. The time lag between the flux peaks at γ rays and radio frequencies is of the order of two months for PMN J0948+0022 [3, 39], comparable with the lag observed in blazars (e.g. [66]). For the sake of simplicity, I used the radio measurements

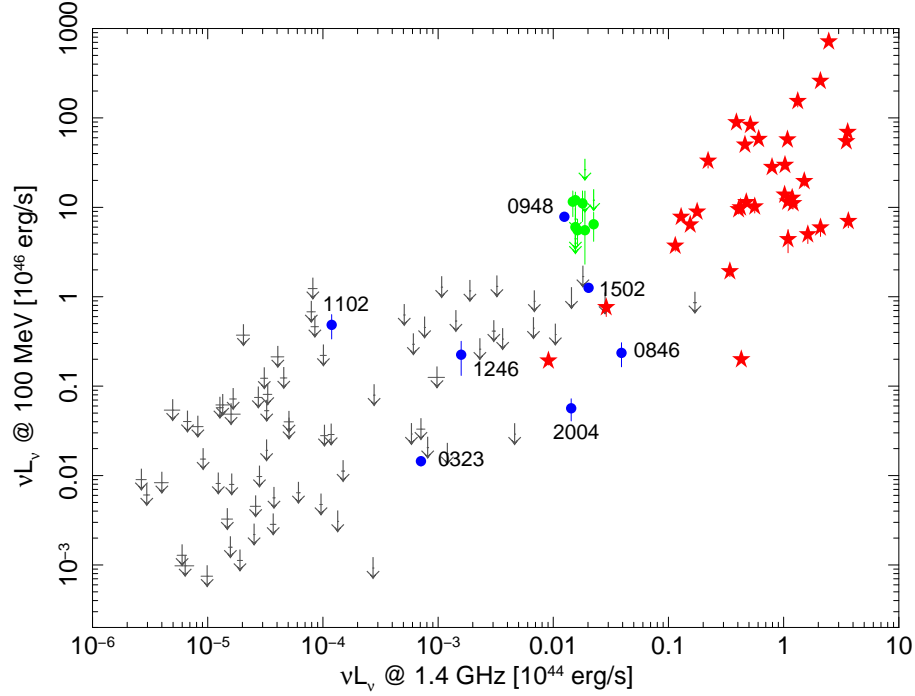


Figure 4: Sample of NLS1s: γ rays vs radio. The detections with *Fermi*/LAT are indicated with blue filled circles. The gray arrows indicate upper limits at 5σ . The green points refer to the 2009 MW Campaign of PMN J0948+0022 [3]. The red stars are for the bright γ -ray blazars from the list of [44, 45].

closest to the *Swift* observations to prepare the graphics presented here, but – as I explained – it is necessary to take into account their different origin. This caveat is relaxed when dealing with the complete sample of NLS1s, because the observations at different wavelength have been done during specific surveys, which were not linked in time.

4. Analysis of the sample

With all the available data described in the previous Section, I prepared the graphics displayed in Fig. 3 and Figs. 4, 5, 6. I searched for correlations of νL_ν at 100 MeV with its corresponding values at 1.4 GHz, 440 nm, and 1 keV, by using the `ASURV Rev. 1.2` software package [67], which makes use of the algorithms described in detail in [35, 60]. Nothing significant was found. When using only the γ -ray detections, there is something interesting, particularly at optical frequencies (Spearman’s $\rho = 0.82$, $P = 0.044$), but 7 points are not sufficient for a robust correlation. It is necessary to repeat the analysis when more detections will be available. When adding the 34 bright blazars, it is possible to find significant correlations, but it is obviously due to the weight of the latter sample, where correlations are already known (e.g. [8]).

No clear trend is visible in the FWHM $H\beta$ of the γ -NLS1s with respect to the other NLS1s of the sample, as well as in the radio loudness, except for the fact that all the γ -NLS1s are radio-loud

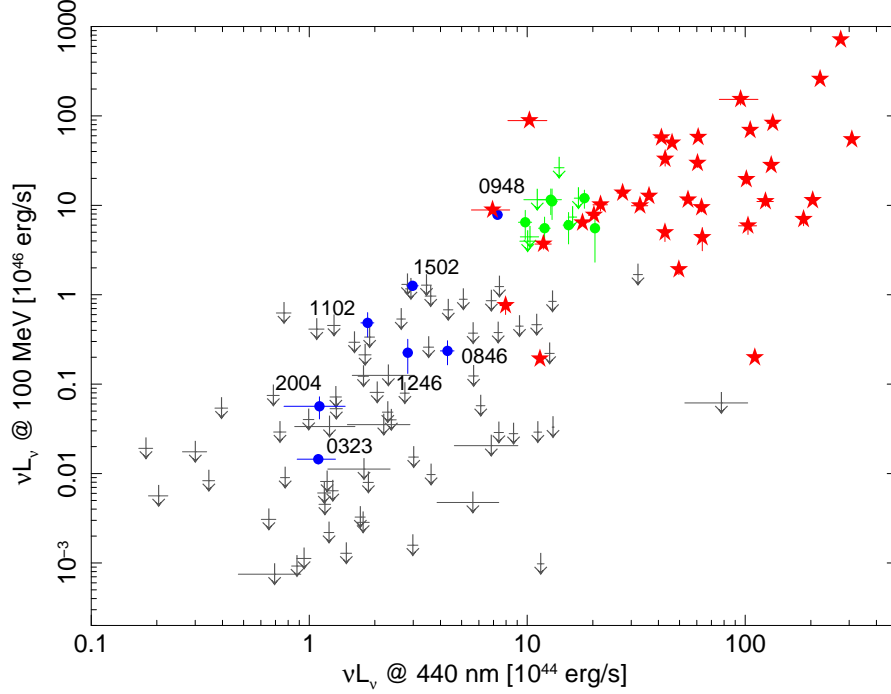


Figure 5: Sample of NLS1s: γ rays vs optical. The detections with *Fermi*/LAT are indicated with blue filled circles. The gray arrows indicate upper limits at 5σ . The green points refer to the 2009 MW Campaign of PMN J0948+0022 [3]. The red stars are for the bright γ -ray blazars from the list of [44, 45].

Quantities	NLS1s				Blazars + NLS1s			
	Kendall		Spearman		Kendall		Spearman	
	Z	P	ρ	P	Z	P	ρ	P
$L_{100 \text{ MeV}}$ vs $L_{1.4 \text{ GHz}}$	3.5	5×10^{-4}	0.59	$< 10^{-4}$	9.2	$< 10^{-4}$	0.86	$< 10^{-4}$
$L_{100 \text{ MeV}}$ vs $L_{440 \text{ nm}}$	1.2	0.23	0.30	9×10^{-3}	8.2	$< 10^{-4}$	0.75	$< 10^{-4}$
$L_{100 \text{ MeV}}$ vs $L_1 \text{ keV}$	1.9	0.052	0.27	0.02	9.1	$< 10^{-4}$	0.76	$< 10^{-4}$
$L_{100 \text{ MeV}}$ vs RL	3.4	8×10^{-4}	0.49	$< 10^{-4}$	8.5	$< 10^{-4}$	0.81	$< 10^{-4}$

Table 2: Summary of the correlation analysis. The number of points for the NLS1s sample is 76, with 69 upper limits at γ rays and 28 upper limits at X-rays. The number of points of the Blazars + NLS1s sample is 110, with the same number of upper limits. P is the chance probability.

(Fig. 3). The least radio-loud γ -NLS1 is FBQS J1102+2239, with $R = 32$. The source is rather unknown, but we could expect some degree of variability in the radio loudness, as shown by the changes of the points of PMN J0948+0022 (maximum variation by a factor 2.6).

Among the faintest radio sources, 1H 0323+342 is the closest γ -NLS1, so in this case the low radio luminosity is compensated by the proximity of the source. Indeed, its flux density is not negligible (~ 600 mJy; see Table A1). The two other sources, FBQS J1102+2239 and SDSS J124634.65+023809.0, are farther, with $z = 0.455$ and 0.362 , respectively. Their fluxes are weak: ~ 2 and ~ 38 mJy, respectively (see Table A1), so there is some doubt that the γ -ray detec-

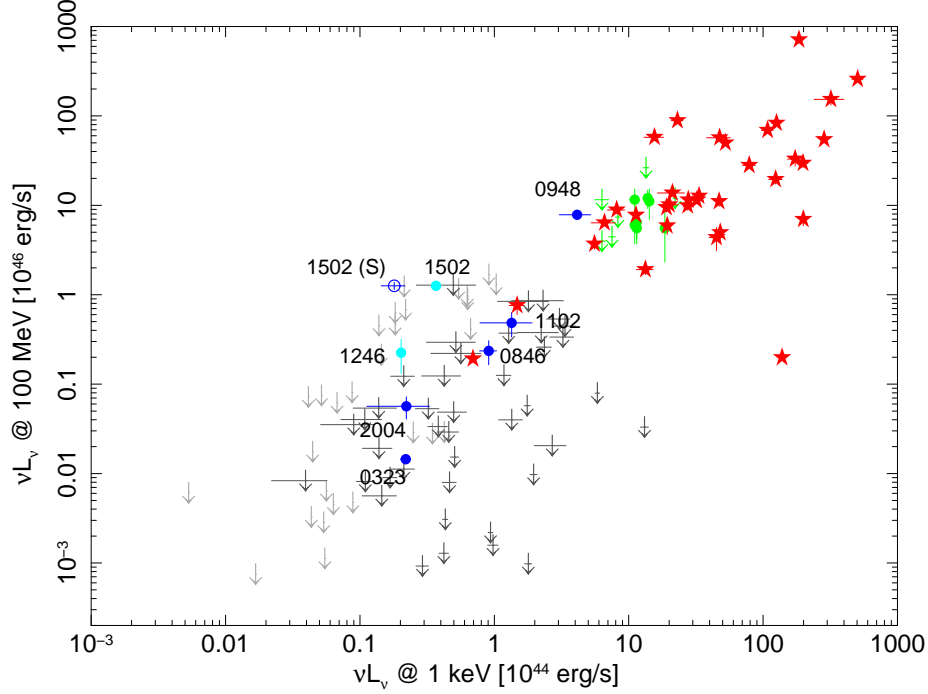


Figure 6: Sample of NLS1s: γ rays vs X-rays. The detections with *Fermi*/LAT are indicated with blue filled circles. The gray arrows indicate upper limits at 5σ . The green points refer to the 2009 MW Campaign of PMN J0948+0022 [3]. The red stars are for the bright γ -ray blazars from the list of [44, 45]. If the source is not detected by *ROSAT*, then it is reported the 3σ upper limit. The sources not detected both by *ROSAT* and *Fermi* are indicated with light gray arrows, while the sources detected by *Fermi*, but not by *ROSAT* are in light blue. In the case of PKS 1502+036, the detection with *Swift* [4] is indicated with an open blue circle.

tion could be due to chance coincidence⁹). These sources are anyway radio-loud, clearly because they are much more faint at optical frequencies. It is worth noting a bright *Fermi* blazar close to the position of SDSS J124634.65+023809.0 in the γ -ray vs radio loudness graphic (Fig. 3, *right panel*), which is OX +169 ($z = 0.21$), although in term of radio power the difference between the two is about one order of magnitude (see Fig. 4). There are other blazars with such low radio fluxes, at mJy level [74], some of them detected at high-energy γ rays [5]. Therefore, although the radio fluxes of the two NLS1s are low, it is not unlikely that they can generate high-energy photons, as it happens for blazars with comparable fluxes.

I tried to estimate the brightness temperature, by using both the approaches based on the spectral characteristics [90] and the variability at radio frequencies [100]. In the latter case, there are two measurements done by the FIRST [11] and by the *NRAO VLA Sky Survey* (NVSS, [25]), which were done with a few years of time separation. In the case of FBQS J1102+2239, there is a change of about 67% between the measurement performed during the NVSS (1993 Dec 6, 2.7 ± 0.5 mJy) and FIRST (1996 Jan, 1.8 ± 0.1 mJy), which results in an estimation of the brightness temperature

⁹SDSS J124634.65+023809.0 is also the weakest detection at γ -rays with $TS = 15$, i.e. $\sim 4\sigma$. See Table 1.

of $\sim 10^{11}$ K. Instead, SDSS J124634.65+023809.0 does not show evident indications of variability, although the two measurements were done on much larger timescale (NVSS, 36 ± 1 mJy, 1995 Feb 27; FIRST, 38 ± 1 mJy, 1998 July). The brightness temperature is then $\sim 5 \times 10^{10}$ K. The estimation following [90] and assuming a rather flat spectral index of $\alpha = 0.1$, gives a temperature of $\sim 7 \times 10^{10}$ K in both cases, which is comparable with the values obtained with the variability. This value obviously increases to exceed 10^{11} K if the spectral index becomes inverted. These temperatures are not outstandingly indicative of beamed non-thermal emission, but there is anyway some room for hope. Further observations are needed to better understand these sources and L. Fuhrmann, E. Angelakis et al. are planning multifrequency pointings with the Effelsberg radio telescope.

Figs. 5 and 6 display the γ rays vs optical and X-ray data. As previously stated, there is some hint of correlation between optical and γ rays when only the γ -NLS1s are considered. This can be explained having in mind the behavior observed in the 2009 MW Campaign of PMN J0948+0022 [3], where a change in the optical emission due to the synchrotron emission was observed. This is confirmed by the recent polarization measurements in the V filter performed by the Kanata telescope, which found a 19% of polarization, comparable with the greatest value of the brightest blazars [58]. Also the optical emission of 1H 0323+342 is polarized, but with a lower degree (0.7–0.8%), although still in the range of other blazars [58]⁽¹⁰⁾.

The fact that the γ -NLS1s are not clustered around some extreme values of $L_{1.4 \text{ GHz}}$, $L_{440 \text{ nm}}$, $L_{1 \text{ keV}}$, and radio loudness makes it clear that the measurements of high-energy γ rays is still strongly dependent on the activity of the source. Indeed, PMN J0948+0022 is the most active γ -NLS1 of these years and SBS 0846+513 was detected only recently, because of an increase of activity. This means that more discoveries are expected from a continuous monitoring of NLS1s.

5. Host galaxy

It is well-known the paradigm that associates the presence of powerful relativistic jets with elliptical host galaxies, while radio-quiet AGNs are hosted by spirals or even ellipticals when at high redshift (e.g. [10, 63, 68, 93]). Some researchers suggested that this could be due to a requirement of great masses in the jet formation, where AGNs with jets need of $M > 10^9 M_\odot$ and those without jets have $M < 3 \times 10^8 M_\odot$ ([68], but see also [40]). The former are common in ellipticals, while the latter are present in spirals.

The jet-elliptical paradigm was also the basis for elaborating a blazar evolution sequence, where highly-accreting and distant quasars evolve into lowly-accreting nearby BL Lac objects as the fueling of the central supermassive black hole is going to finish [15, 23, 73].

Although Ho & Peng [56] have demonstrated that many Seyferts (hosted by spirals) become radio-loud once the nuclear luminosity is correctly measured, the counterexamples to this paradigm were extremely rare (e.g. [19, 20]; see the next Section). Today, it is clear that almost no Seyfert is really radio-silent, but there is more or less frequently some radio emission that can be interpreted as the basis of a jet or an outflow [55, 47]. However, there is no general consensus on a specific explanation. Most important, none of these source was never detected at high-energy γ rays: the

¹⁰In [58], the two γ -NLS1s are erroneously classified as FSRQs.

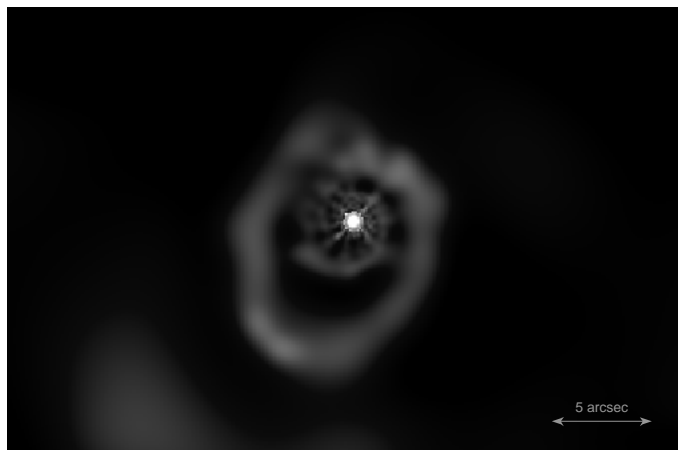


Figure 7: *Hubble Space Telescope*/WFPC2 image of 1H 0323+342 ($z = 0.061$) with the filter F702W (690 nm). Two observations 200 s long were integrated and then adaptively smoothed [31] to emphasize the low brightness structures.

recent detection with *Fermi* of GeV γ rays from the Seyfert 2s NGC 1068 and NGC 4945 can be explained with the emission from the starburst component and the proximity of the two sources [71]⁽¹¹⁾.

Some more cases of interesting flat spectrum and high brightness temperature radio emission were found in NLS1s (generally hosted by spirals), as reminded in the Introduction, and indeed these hints of powerful relativistic jets were then confirmed by the detection of GeV photons from a handful of NLS1s. Among the γ -NLS1s, only one can be imaged with sufficient resolution to understand its host galaxy: it is 1H 0323+342 ($z = 0.061$), which was observed by the *Hubble Space Telescope*. These observations have shown a spiral arm [107], although other observations from the Nordic Optical Telescope (NOT) seem to suggest a circum-nuclear starburst ring, probably the trail of a recent merger [7]. The two options are not in contrast, because these starburst rings are common among NLS1s [29] and the star forming activity is stronger in NLS1s than in other Seyferts [92]. I have downloaded the *HST* data and performed some image analysis, which resulted in an emphasis of the low brightness structures. As shown in Fig. 7, the spiral structure is now more evident.

Although no high-resolution observations are available for the remaining γ -NLS1s, it is likely that they are hosted by spirals, because this type of galaxy hosts almost all the low redshift NLS1s [26, 29]. Moreover, the presence of pseudobulges – which are slowly built from spiral discs – is in favor of the hypothesis that NLS1s are young active nuclei still growing by secular evolution⁽¹²⁾ [77, 83]. The intense starburst activity can be the result of a high accretion rate, supported by the large presence of bars, which in turn produce shocks in the interstellar medium and hence trigger the star formation. The presence of powerful relativistic jets might be a consequence of this young environment, because the jet can enhance the accretion, by draining angular momentum [61]. So,

¹¹ Although, NGC 1068 might have also some contribution from a jet [71], but more observations are needed to better understand this source.

¹² Indeed, no NLS1 has been found a $z \gtrsim 0.8$.

Name	RA	Dec	z	Host	Ref.	$F_{0.1-100 \text{ GeV}}$	Γ	TS	err(dist)
III Zw 2	2.6283	+10.9703	0.090	Sab?	[19, 20]	<2.0			
NGC 612	23.4906	-36.4932	0.030	Sa	[32]	< 0.14			
PMN J0315-1906	48.9671	-19.1123	0.067	S0ab?	[69, 70]	<0.08			
PKS 0336-177	54.8070	-17.6002	0.065	S0	[72]	0.25 ± 0.14	1.7 ± 0.2	80	0.045(0.026)
3C 120	68.2962	+5.3543	0.033	S0	[80]	<2.2			
B2 0722+30	111.4057	+29.9541	0.019	S0	[33]	<0.12			
3C 277.1	193.1098	+56.5721	0.320	S0?	[53, 54]	<0.03			
PG 1309+355	198.0740	+35.2559	0.183	Sab	[53, 54]	< 2.3			
PKS 1413+135	213.9951	+13.3399	0.247	Sa	[86]	4.1 ± 0.6	3.0 ± 0.1	119	0.075(0.051)

Table 3: Sample of radio galaxies in spiral hosts. The coordinates are at the epoch J2000. The γ -ray flux is in units of $[10^{-8} \text{ ph cm}^{-2} \text{ s}^{-1}]$; upper limits are at 5σ confidence level. The last column, indicating the 95% error circle of the LAT source and the distance from the radio position, is in [deg]. PKS 0336-177 is also present in the first LAT catalog [5]. 3C 120 is not present in the first LAT catalog [5], although a detection is reported in [6].

γ -NLS1s might be the low-redshift analog of high-redshift young quasars. The latter evolve into BL Lac Objects at low- z . What will be the fate of γ -NLS1s? Is it still to be written?

6. Search for the parent population

The presence of a population of AGNs with beamed jets poses the question of the parent population, i.e. those sources of the same type but viewed at random orientations. The number of the parent population is $\sim 2\Gamma^2$ times the number of beamed sources. Therefore, if we know 7 γ -NLS1s, this means that there should be ~ 1400 unbeamed parent sources, having assumed the common value of $\Gamma = 10$. The parent population of blazars is that of the radio galaxies, but what is the parent population of γ -NLS1s?

The only known NLS1 displaying extended radio structures on kpc scale is PKS 0558-504, with a ~ 46 kpc bipolar jet detected at 4.8 GHz [49]. The extreme compactness and lack of extended structures of the γ -NLS1s at radio frequencies [30, 104, 39, 48] might suggest that when observed at large angles, these sources simply become radio-quiet, because there is negligible unbeamed radio emission. In this case, the parent population of γ -NLS1s might simply be that of radio-quiet NLS1s.

There could be another possibility. If the broad-line region (BLR) of NLS1s is disc-like and we are observing it pole-on, then there is no motion along the viewing angle, the Doppler broadening is negligible, and the profiles of the emission lines of the BLR are narrower than usual [28]. This has been observed also when analyzing large samples of radio-loud AGNs and explained with a disc-like BLR viewed at small angles [79]. In the case of NLS1s, this means that when observed at large angles, they become the usual broad-line Seyferts. Therefore, the parent population should be searched among the broad-line radio galaxies hosted by spirals, which are not very common [97]. Only recently, Inskip et al. performed a near-IR morphological study on the 2 Jy sample of radio-loud AGNs and found that $\sim 12\%$ of the sources are hosted by disc galaxies [59]. In the past, the examples of radio-loud AGNs in spirals were just a few (e.g. [53, 54]). Others can be found in the literature, but they were a handful (see Table 3). It is worth noting that often these sources are

hosted by S0 galaxies and, therefore, there could be the risk of misclassification: a faint elliptical galaxy can be erroneously classified as a bright S0, and vice versa.

Therefore, the parent population of the γ -NLS1s is still basically unknown.

7. Implications on the classification of AGNs

Before the discovery of γ -NLS1s, the AGNs with relativistic jets viewed at small angles were called blazars. Blazars were divided into FSRQ and BL Lac Objects, depending on the equivalent width of their emission lines ($\geq 5 \text{ \AA}$; e.g. [95]), which in turn translates in an indication of the accretion power¹³. The same type of host suggested an evolutionary link between the two types of sources. Therefore, the term blazar indicates an AGN with a relativistic jet viewed at small angles, hosted in an elliptical galaxy, with an accretion disc and a BLR more or less developed, depending on the luminosity of the disc. The quasars have high accretion ($\sim 0.1L_{\text{Edd}}$) and fully developed BLR, while BL Lacs have low accretion ($< 10^{-3}L_{\text{Edd}}$) and weak BLR (e.g. [45]). The FWHMs of the lines were always $> 2000 \text{ km/s}$ [36, 102]. The masses of the central black hole are in the range of $10^8\text{--}10^9 M_{\odot}$ (e.g. [45]). They were born as FSRQ and evolve into BL Lac Objects, as the fuel is ending [15, 23, 73]. Therefore, it is the same type of source (blazar) and the terms FSRQ and BL Lac Object refer to specific evolutionary stages, where the nearby environment can determine a more or less efficient cooling of the relativistic electrons of the jet [43].

Some researchers use the term blazar to indicate only the emission from the relativistic jet viewed at small angles, because it overwhelms almost all the other components of the AGN. Sometimes, it is possible to read terms like “quasar-hosted blazars” (e.g. [94]). However, I think that this terminology is misleading for a couple of reasons: it is rather evident that several important informations are lost, specifically on the AGN components and hosts, and therefore it is necessary to add other words to recover this information, as in the above example. Moreover, there could be confusion with relativistic jets in Galactic compact objects: if the term blazar should indicate only the emission from a jet viewed at small angles, then also microquasars should be simply named blazars.

Now, with the arrival of γ -NLS1s, the problems are increasing. Indeed, if we continue naming blazars any AGN with a relativistic jet viewed at small angles, we should call in this way also the γ -NLS1s, thus losing a lot of informations and questions. γ -NLS1s are different from blazars in a lot of key aspects: smaller masses ($10^6\text{--}8 M_{\odot}$), greater accretion rates ($\gg 0.1L_{\text{Edd}}$, up to the Eddington value), smaller FWHMs of the BLR lines ($< 2000 \text{ km/s}$), different hosts (spiral). Surely the jet in γ -NLS1s is very similar to the jets in blazars (see Fig. 1 in [38]), but everything else is different. Indeed, as we plot a graphic with accretion power vs central mass, then the difference between γ -NLS1s, blazars and radio galaxies is immediately evident (see Fig. 8).

Therefore, I think it is better to keep the name blazars for FSRQ plus BL Lacs, so that this term refers to a global set of properties of the whole AGN and its host, rather than only of the jet. To summarize, we could then divide the AGNs with relativistic jets according to the Table 4.

The evidence of powerful relativistic jets in NLS1s confirmed that these structures are rather ubiquitous in the Universe and that the jet-elliptical paradigm was an observational bias. It is

¹³Recently, Ghisellini et al. [46] proposed to revise this classification on the basis of the line luminosities in Eddington units. In this case, the threshold is at $L_{\text{BLR}}/L_{\text{Edd}} \sim 5 \times 10^{-4}$.

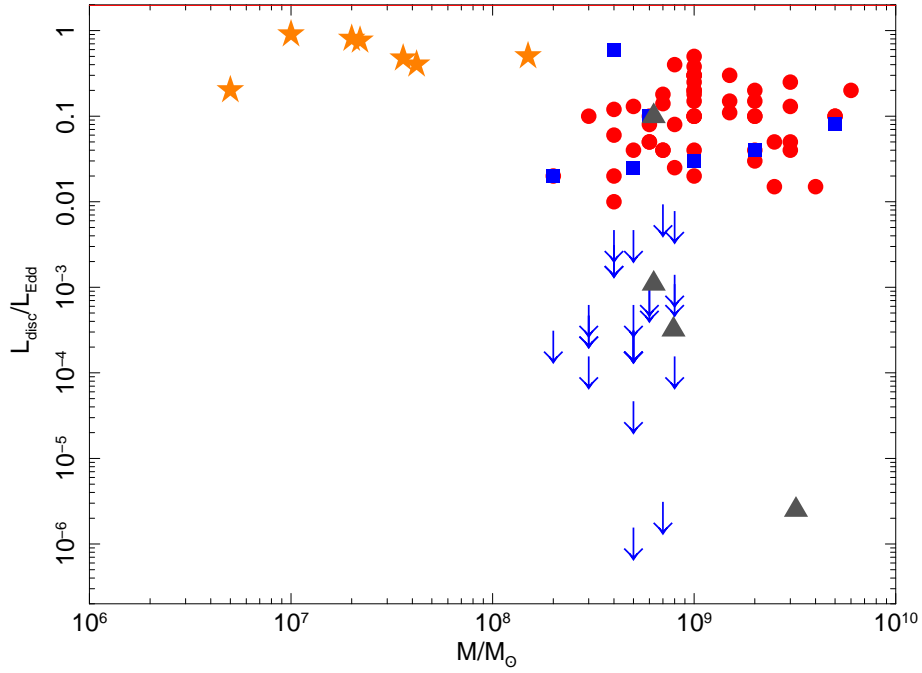


Figure 8: AGNs with relativistic jets in terms of mass and accretion power (in Eddington units). FSRQ are indicated with red circles and BL Lac Objects are represented with blue squares or arrows, in the case it was not possible to estimate the accretion power and there is only an upper limit (data from [45]). Some radio galaxies detected at γ rays [6] are indicated with gray triangles (data from [93]). Orange stars are for γ -NLS1s (data for the first four are from [4], while the three newly detected are from the present work).

<i>Beamed</i>	<i>Unbeamed (parent population)</i>
Blazars:	Radio Galaxies:
- FSRQ	- High-Excitation RG
- BL Lacs	- Low-Excitation RG
γ -NLS1s	RGs in spirals or misaligned NLS1s?

Table 4: Tentative classification of AGNs with relativistic jets. For the definition of High- and Low-Excitation RG see, for example, [21].

worth reminding the exchange of words by R. Blandford and G. Burbidge in the discussion after Blandford’s seminal talk at the “Pittsburgh Conference on BL Lac Objects” in 1978 [12]:

G. Burbidge: “Roger, is your model for AO 0235+164 an elliptical galaxy with a black hole at the center?”

R. Blandford: “I would say that it is either a galaxy or a proto-galaxy. As the continuum emission is proposed to originate in the central 10 pc, *I don’t think the nature of the surrounding object is particularly relevant to the model.*” [the emphasis is mine].

8. Prospects

I prefer to write something on the future, rather than to write a conclusion section. Indeed, the discovery of γ -NLS1s opens many more questions rather than to solve any single doubt. Something has been done, but much more has still to be done. I have no answers, but a lot of questions. In my opinion, the key points in this research field are:

- The first point is rather obvious: improve the sample of γ -NLS1s! As the detection depends on the activity of the source, the monitoring of the sky with *Fermi* guarantees an open space for new discoveries. With more sources, it will be possible to search for correlations and better assess the statistical properties of γ -NLS1s.
- Study the time-resolved MW properties of γ -NLS1s: a few detailed cases study can often offer many more and deeper informations on the nature of certain cosmic sources than a statistical study on a wide sample.
- Study the host galaxy: to date, only one γ -NLS1 is known to be hosted in a spiral galaxy (1H 0323+342), while for the others we can infer the same host type. Obviously, one thing is the inference, another thing is the direct observation.
- Search for the parent population: in this case, it is not yet clear if we have to search for other NLS1s with kpc structures, like PKS 0558–504, or if the answer is among the broad-line radio galaxies in spiral hosts.

References

- [1] A. A. Abdo et al. (*Fermi*/LAT Collaboration): *Fermi Large Area Telescope discovery of gamma-ray emission from a relativistic jet in the narrow-line quasar PMN J0948+0022*, *ApJ* **699** (2009) 976.
- [2] A. A. Abdo et al. (*Fermi*/LAT Collaboration): *Bright active galactic nuclei source list from the first three months of the Fermi Large Area Telescope all-sky survey*, *ApJ* **700**, (2009), 597.
- [3] A. A. Abdo et al. (*Fermi*/LAT Collaboration): *Multiwavelength monitoring of the enigmatic narrow-line Seyfert 1 PMN J0948+0022 in 2009 March-July*, *ApJ* **707** (2009) 727.
- [4] A. A. Abdo et al. (*Fermi*/LAT Collaboration): *Radio-loud narrow-line Seyfert 1 as a new class of gamma-ray active galactic nuclei*, *ApJ* 707 (2009) L142.
- [5] A. A. Abdo et al. (*Fermi*/LAT Collaboration): *Fermi Large Area Telescope First Source Catalog*, *ApJS* **188** (2010) 405.
- [6] A. A. Abdo et al. (*Fermi*/LAT Collaboration): *Fermi Large Area Telescope observations of misaligned active galactic nuclei*, *ApJ* **720** (2010) 912.
- [7] S. Antón et al.: *The colour of the narrow line Sy1-blazar 0324+3410*, *A&A* **490** (2008) 583.
- [8] T. G. Arshakian et al.: *Radio-optical-gamma-ray properties of MOJAVE AGN detected by Fermi/LAT*, *A&A*, submitted [[arXiv:1104.4946](https://arxiv.org/abs/1104.4946)].
- [9] W. B. Atwood et al. (*Fermi*/LAT Collaboration): *The Large Area Telescope on the Fermi Gamma-Ray Space Telescope Mission*, *ApJ* **697** (2009) 1071.

- [10] J. N. Bahcall et al.: *Hubble Space Telescope images of nearby luminous quasars. II. Results for eight quasars and tests of the detection sensitivity*, *ApJ* **450** (1995) 486.
- [11] R. H. Becker et al.: *The FIRST Survey: Faint Images of the Radio Sky at Twenty Centimeters*, *ApJ* **450** (1995) 559.
- [12] R. D. Blandford & M. J. Rees: *Some comments on radiation mechanisms in Lacertids*. In: *Proceedings of the Pittsburgh Conference on BL Lac Objects*, University of Pittsburgh (1978) p. 328.
- [13] R. D. Blandford & A. Königl: *Relativistic jets as compact radio sources*, *ApJ* **232** (1979) 34.
- [14] T. Boller et al.: *Soft X-ray properties of narrow-line Seyfert 1 galaxies*, *A&A* **305** (1996) 53.
- [15] M. Böttcher & C. D. Dermer: *An evolutionary scenario for blazar unification*, *ApJ* **564** (2002) 86.
- [16] T. A. Boroson & R. F. Green: *The emission-line properties of low-redshift quasi-stellar objects*, *ApJS* **80** (1992) 109.
- [17] T. A. Boroson: *Black hole mass and Eddington ratio as drivers for the observable properties of radio-loud and radio-quiet QSOs*, *ApJ* **565** (2002) 78.
- [18] T. A. Boroson: *NLS1 properties and demographics*. In: *Proceedings of the Workshop Narrow-Line Seyfert 1 Galaxies and Their Place in the Universe*, PoS (NLS1) 003 (2011).
- [19] A. Brunthaler et al.: *III Zw 2, the first superluminal jet in a Seyfert galaxy*, *A&A* **357** (2000) L45.
- [20] A. Brunthaler et al.: *The extreme flare in III Zw 2: evolution of a radio jet in a Seyfert galaxy*, *A&A* **435** (2005) 497.
- [21] S. Buttiglione et al.: *An optical spectroscopic survey of the 3CR sample of radio galaxies with $z < 0.3$. II. Spectroscopic classes and accretion modes in radio-loud AGN*, *A&A* **509** (2010) A6.
- [22] J. A. Cardelli et al.: *The relationship between infrared, optical, and ultraviolet extinction*, *ApJ* **345** (1989) 245.
- [23] A. Cavaliere & V. D’Elia: *The blazar main sequence*, *ApJ* **571** (2002) 226.
- [24] T. S. Chonis & C. M. Gaskell: *Setting UBVR photometric zero-points using Sloan Digital Sky Survey *ugriz* magnitudes*, *AJ* **135** (2008) 264.
- [25] J. J. Condon et al.: *The NRAO VLA Sky Survey*, *AJ* **115** (1998) 1693.
- [26] D. M. Crenshaw et al.: *The host galaxies of narrow-line Seyfert 1 galaxies: evidence for bar-driven fueling*, *AJ* **126** (2003) 1690.
- [27] K. Davidson & T. D. Kinman: *On the possible importance of Markarian 359*, *ApJ* **225** (1978) 776.
- [28] R. Decarli et al.: *Are the black hole masses in narrow-line Seyfert 1 galaxies actually small?*, *MNRAS* **386** (2008) L15.
- [29] R. P. Deo et al.: *The host galaxies of narrow-line Seyfert 1 galaxies: nuclear dust morphology and starburst rings*, *AJ* **132** (2006) 321.
- [30] A. Doi et al.: *VLBI observations of the most radio-loud narrow-line quasar SDSS J094857.3+002225*, *PASJ* **58** (2006) 829.
- [31] H. Ebeling et al.: *ASMOOTH: a simple and efficient algorithm for adaptive kernel smoothing of two-dimensional imaging data*, *MNRAS* **368** (2006) 65.
- [32] B. H. C. Emonts et al.: *Enormous disc of cool gas surrounding the nearby powerful radio galaxy NGC 612 (PKS 0131-36)*, *MNRAS* **387** (2008) 197.

- [33] B. H. C. Emonts et al.: *The disc-dominated host galaxy of FR-I radio source B2 0722+30*, *MNRAS* **396** (2009) 1522.
- [34] A. D. Falcone et al.: *A search for TeV gamma-ray emission from high-peaked flat-spectrum radio quasars using the Whipple air Čerenkov telescope*, *ApJ* **613** (2004) 710.
- [35] E. D. Feigelson & P. I. Nelson: *Statistical methods for astronomical data with upper limits. I - Univariate distributions*, *ApJ* **293** (1985) 192.
- [36] S. Fine et al.: *Orientation effects in quasar spectra: the broad- and narrow-line regions*, *MNRAS* **412** (2011) 213.
- [37] L. Foschini et al.: *Blazar nuclei in radio-loud narrow-line Seyfert 1?*, *Adv. Space Res.* **43** (2009) 889.
- [38] L. Foschini et al.: *Fermi/LAT discovery of gamma-ray emission from a relativistic jet in the narrow-line Seyfert 1 quasar PMN J0948+0022*. In: *Accretion and Ejection in AGNs: a global view*, L. Maraschi et al. eds, *ASP Conference Series* **427** (2010) 243.
- [39] L. Foschini et al.: *The first gamma-ray outburst of a narrow-line Seyfert 1 galaxy: the case of PMN J0948+0022 in July 2010*, *MNRAS*, in press [[arXiv:1010.4434](#)].
- [40] A. Franceschini et al.: *Supermassive Black Holes in Early-Type Galaxies: Relationship with Radio Emission and Constraints on the Black Hole Mass Function*, *MNRAS* **297** (1998) 817.
- [41] L. C. Gallo et al.: *The spectral energy distribution of PKS 2004-447: a compact steep-spectrum source and possible radio-loud narrow-line Seyfert 1 galaxy*, *MNRAS* **370** (2006) 245.
- [42] C. M. Gaskell: *Reddening of the narrow-line regions of active galactic nuclei and the intrinsic Balmer decrement II*, *Astrophys. Lett.* **24** (1984) 43.
- [43] G. Ghisellini et al.: *A theoretical unifying scheme for gamma-ray bright blazars*, *MNRAS* **301** (1998) 451.
- [44] G. Ghisellini et al.: *Jet and accretion power in the most powerful Fermi blazars*, *MNRAS* **399** (2009) 2041.
- [45] G. Ghisellini et al.: *General physical properties of bright Fermi blazars*, *MNRAS* **402** (2010) 497.
- [46] G. Ghisellini et al.: *The transition between BL Lac objects and Flat Spectrum Radio Quasars*, *MNRAS*, accepted for publication, [[arXiv:1012.0308](#)].
- [47] M. Giroletti & F. Panessa: *The faintest Seyfert radio cores revealed by VLBI*, *ApJ* **706** (2009) L260.
- [48] M. Giroletti et al.: *Global e-VLBI observations of the gamma-ray narrow line Seyfert 1 PMN J0948+0022*, *A&A* **528** (2011) L11.
- [49] M. Gliozzi et al.: *A Panchromatic View of PKS 0558-504: An Ideal Laboratory to Study the Disk-Jet Link*, *ApJ* **717** (2010) 1243.
- [50] D. Grupe: *A complete sample of soft X-ray selected AGNs. II. Statistical analysis*, *AJ* **127** (2004) 1799.
- [51] D. Grupe: *Statistical analysis of an AGN sample with simultaneous UV and X-ray observations with Swift*. In: *Proceedings of the Workshop Narrow-Line Seyfert 1 Galaxies and Their Place in the Universe*, *PO(S NLS1)* 004 (2011).
- [52] D. Grupe et al.: *The enigmatic soft X-ray AGN RX J0134.2–4258*, *A&A* **356** (2000) 11.
- [53] T. S. Hamilton et al.: *The luminosity function of QSO host galaxies*, *ApJ* **576** (2002) 61.

- [54] T. S. Hamilton et al.: *The fundamental plane of QSOs and the relationship between host and nucleus*, *ApJ* **678** (2008) 22.
- [55] L. C. Ho: *Nuclear activity in nearby galaxies*, *Annu. Rev. Astron. Astrophys.* **46** (2008) 475.
- [56] L. C. Ho & C. Y. Peng: *Nuclear luminosities and radio loudness of Seyfert nuclei*, *ApJ* **555** (2001) 650.
- [57] D. C. Homan et al.: *Intrinsic brightness temperatures of AGN jets*, *ApJ* **642** (2006) L115.
- [58] Y. Ikejiri et al.: *Photopolarimetric Monitoring of Blazars in the Optical and Near-Infrared Bands with the Kanata Telescope: I. Correlations between Flux, Color, and Polarization*, *PASJ*, accepted for publication, [arXiv:1105.0255].
- [59] K. J. Inskip et al.: *A near-IR study of the host galaxies of 2 Jy radio sources at $0.03 \lesssim z \lesssim 0.5$ - I. The data*, *MNRAS* **407** (2010) 1739.
- [60] T. Isobe et al.: *Statistical methods for astronomical data with upper limits. II - Correlation and regression*, *ApJ* **306** (1986) 490.
- [61] E. J. D. Jolley & Z. Kuncic: *Jet-enhanced accretion growth of supermassive black holes*, *MNRAS* **386** (2008) 989.
- [62] P. M. W. Kalberla et al.: *The Leiden/Argentine/Bonn (LAB) Survey of Galactic HI. Final data release of the combined LDS and IAR surveys with improved stray-radiation corrections*, *A&A* **440** (2005) 775.
- [63] S. Kirhakos et al.: *The host galaxies of three radio-loud quasars: 3C 48, 3C 345, and B2 1425+267*, *ApJ* **520** (1999) 67.
- [64] E. Komatsu et al.: *Seven-year Wilkinson Microwave Anisotropy Probe (WMAP) observations: cosmological interpretation*, *ApJS* **192** (2011) 18.
- [65] S. Komossa et al.: *Radio-loud narrow-line type 1 quasars*, *AJ* **132** (2006) 531.
- [66] Y. Y. Kovalev et al.: *The relation between AGN gamma-ray emission and parsec-scale radio jets*, *ApJ* **696** (2009) L17.
- [67] M. P. Lavalley et al.: *ASURV, Pennsylvania State University. Report for the period Jan 1990 - Feb 1992.*, *Bull. Am. Astron. Soc.* **24** (1992) 839.
- [68] A. Laor: *On Black Hole Masses and Radio Loudness in Active Galactic Nuclei*, *ApJ* **543** (2000) L111.
- [69] M. J. Ledlow et al.: *An unusual radio galaxy in Abell 428: a large, powerful FRI source in a disk-dominated host*, *ApJ* **495** (1998) 227.
- [70] M. J. Ledlow et al.: *A large-scale jet and FRI radio source in a spiral galaxy: the host properties and external environment*, *ApJ* **552** (2001) 120.
- [71] J.-P. Lenain et al.: *Seyfert 2 galaxies in the GeV band: jets and starburst*, *A&A* **524** (2010) A72.
- [72] J. Loveday: *The APM bright galaxy catalogue*, *MNRAS* **278** (1996) 1025.
- [73] L. Maraschi & F. Tavecchio: *The jet-disk connection and blazar unification*, *ApJ* **593** (2003) 667.
- [74] E. Massaro et al.: *Roma-BZCAT: a multifrequency catalogue of blazars*, *A&A* **495** (2009) 691.
- [75] S. Mathur: *Host galaxies of NLS1s*. In: *Proceedings of the Workshop Narrow-Line Seyfert 1 Galaxies and Their Place in the Universe*, PoS (NLS1) 035 (2011).

- [76] S. Mathur et al.: *Evolution of active galaxies: black-hole mass-bulge relations for narrow line objects*, *New Astron.* **6**, (2001) 321.
- [77] S. Mathur et al.: *Supermassive black holes, pseudobulges, and the narrow-line Seyfert 1 galaxies*, *ApJ*, submitted [arXiv:1102.0537].
- [78] J. R. Mattox et al.: *The likelihood analysis of EGRET data*, *ApJ* **461** (1996) 396.
- [79] R. J. McLure & J. S. Dunlop: *On the black hole-bulge mass relation in active and inactive galaxies*, *MNRAS* **331** (2002) 795.
- [80] M. Moles et al.: *The nature of the N-galaxy 3C 120*, *A&A* **197** (1988) 1.
- [81] D. G. Monet et al.: *The USNO-B Catalog*, *AJ* **125** (2003) 984.
- [82] R. Ojha et al.: *Photometric Observations of Selected, Optically Bright Quasars for Space Interferometry Mission and Other Future Celestial Reference Frames*, *AJ* **138** (2009) 845.
- [83] G. Orban de Xivry et al.: *The role of secular evolution in the black hole growth of narrow-line Seyfert 1 galaxies*, *MNRAS*, submitted [arXiv:1104.5023].
- [84] A. Y. K. N. Oshlack et al.: *A very radio loud narrow-line Seyfert 1: PKS 2004-447*, *ApJ* **558** (2001) 578.
- [85] D. E. Osterbrock & R. W. Pogge: *The spectra of narrow-line Seyfert 1 galaxies*, *ApJ* **297** (1985) 166.
- [86] E. S. Perlman et al.: *The apparent host galaxy of PKS 1413+135: Hubble Space Telescope, ASCA, and Very Long Baseline Array observations*, *AJ* **124** (2002) 2401.
- [87] B. M. Peterson: *Masses of Black Holes in Active Galactic Nuclei: Implications for Narrow-Line Seyfert 1 Galaxies*. In: *Proceedings of the Workshop Narrow-Line Seyfert 1 Galaxies and Their Place in the Universe*, P_{OS} (NLS1) 032 (2011).
- [88] B. M. Peterson et al.: *X-ray and optical variability in NGC 4051 and the nature of narrow-line Seyfert 1 galaxies*, *ApJ* **542**, (2000), 161.
- [89] R. W. Pogge: *A quarter century of Narrow-Line Seyfert 1s*. In: *Proceedings of the Workshop Narrow-Line Seyfert 1 Galaxies and Their Place in the Universe*, P_{OS} (NLS1) 002 (2011).
- [90] A. C. S. Readhead: *Equipartition brightness temperature and the inverse Compton catastrophe*, *ApJ* **426** (1994) 51.
- [91] R. A. Remillard et al.: *A rapid energetic X-ray flare in the quasar PKS 0558–504*, *Nature* **350** (1986) 589.
- [92] E. Sani et al.: *Enhanced star formation in narrow-line Seyfert 1 active galactic nuclei revealed by Spitzer*, *MNRAS* **403** (2010) 1246.
- [93] M. Sikora et al.: *Radio loudness of active galactic nuclei: observational facts and theoretical implications*, *ApJ* **658** (2007) 815.
- [94] M. Sikora et al.: *Constraining Emission Models of Luminous Blazar Sources*, *ApJ* **704** (2009) 38.
- [95] C. M. Urry & P. Padovani: *Unified schemes for radio-loud active galactic nuclei*, *PASP* **107** (1995) 803.
- [96] S. van den Bergh: *Galaxy morphology and classification*, Cambridge University Press, Cambridge (1998).
- [97] M. P. Véron-Cetty & P. Véron: *Are all radio galaxies genuine ellipticals?*, *A&A* **375** (2001) 791.

- [98] W. Voges et al.: *The ROSAT all-sky survey bright source catalogue*, *A&A* **349** (1999) 389.
- [99] W. Voges et al.: *ROSAT All-Sky Survey Faint Source Catalogue*, *IAU Circular* **7432** (2000) 1.
- [100] S. Wagner & A. Witzel: *Intraday variability in quasars and BL Lac objects*, *Annu. Rev. Astron. Astrophys.* **33** (1995) 163.
- [101] D. J. Whalen et al.: *Optical properties of radio-selected narrow-line Seyfert 1 galaxies*, *AJ* **131** (2006) 1948.
- [102] B. J. Wills & I. W. A. Browne: *Relativistic beaming and quasar emission lines*, *ApJ* **302** (1986) 56.
- [103] A. E. Wright et al.: *The Parkes-MIT-NRAO (PMN) surveys. II. Source catalog for the southern survey ($-87.5^\circ < \delta < -37^\circ$)*, *ApJS* **91** (1994) 111.
- [104] W. Yuan et al.: *A population of radio-loud narrow-line Seyfert 1 galaxies with blazar-like properties?*, *ApJ* **685** (2008) 801.
- [105] H.-Y. Zhou & T.-G. Wang: *Properties of broad band continuum of narrow-line Seyfert 1 galaxies*, *Chin. J. Astron. Astrophys.* **2** (2002) 501.
- [106] H.-Y. Zhou et al.: *SDSS J094857.3+002225: a very radio loud narrow-line quasar with relativistic jets?*, *ApJ* **584** (2003) 147.
- [107] H.-Y. Zhou et al.: *A narrow-line Seyfert 1-blazar composite nucleus in 2MASX J0324+3410*, *ApJ* **658** (2007) L13.

A. List of NLS1

The sample of 76 NLS1s is reported in the following Table A1. The MW data are those observed (Table A2), i.e. not corrected, except for R , which has been calculated after having dereddened the optical flux.

Name	RA J2000	Dec J2000	z	N_{H} [10^{20} cm^{-2}]	FWHM $\text{H}\beta$ [km/s]	R
FBQS J0022–1039	5.7051	–10.6656	0.414	3.11	1845	6
FBQS J0100–0200	15.1342	–2.0128	0.227	4.05	920	8
PMN J0134–4258	23.5704	–42.9742	0.238	1.69	930	209
1H 0323+342	51.1715	+34.1794	0.061	11.7	1600	318
PKS 0558–504	89.9474	–50.4478	0.137	3.46	1500	27
FBQS J0706+3901	106.6048	+39.0310	0.086	8.07	664	7
FBQS J0713+3820	108.4179	+38.3444	0.123	6.00	1487	20
FBQS J0729+3046	112.4679	+30.7792	0.150	6.00	891	2
FBQS J0736+3926	114.0964	+39.4383	0.118	5.76	1806	3
FBQS J0744+5149	116.0096	+51.8216	0.460	4.83	1989	59
FBQS J0752+2617	118.1900	+26.2933	0.082	3.42	1906	2
FBQS J0758+3920	119.5002	+39.3414	0.095	5.12	1908	90
FBQS J0804+3853	121.0385	+38.8969	0.151	5.16	1356	10
RGB J0806+728	121.6624	+72.8057	0.098	2.98	1060	41
FBQS J0810+2341	122.6086	+23.6989	0.133	4.50	1831	6
RGB J0814+561	123.6338	+56.1657	0.509	4.49	2164	361
FBQS J0818+3834	124.7053	+38.5711	0.160	3.84	1683	6
SBS 0846+513	132.4916	+51.1414	0.584	3.00	1811	4496
SDSS J085001.17+462600.5	132.5049	+46.4335	0.523	2.64	1251	318
PMN J0902+0442	135.6132	+4.7193	0.532	3.11	2089	1974
FBQS J0909+3124	137.4494	+31.4121	0.265	1.74	1610	8
FBQS J0937+3615	144.2626	+36.2603	0.180	1.21	1048	12
FBQS J0946+3223	146.5458	+32.3906	0.405	1.52	1615	5
PMN J0948+0022	147.2388	+0.3738	0.585	5.20	1432	846
SDSS J095317.09+283601.5	148.3212	+28.6004	0.657	1.28	2162	665
RBS 826	151.4244	+43.5445	0.179	1.04	2059	4
FBQS J1010+3003	152.5029	+30.0560	0.256	2.35	1305	2
SDSS J103123.73+423439.3	157.8489	+42.5776	0.376	0.99	1642	291
SDSS J103727.45+003635.6	159.3644	+0.6099	0.595	4.87	1357	569
FBQS J1038+4227	159.7483	+42.4617	0.220	1.49	1979	10
B3 1044+476	161.8861	+47.4256	0.798	1.30	2153	12281
RX J1048.3+2222	162.0691	+22.3775	0.329	1.46	1301	10
FBQS J1102+2239	165.5974	+22.6557	0.455	1.21	1972	32
1107+372	167.5210	+36.8934	0.630	1.69	1300	1393
B2 1111+32	168.6621	+32.6926	0.189	1.86	1980	1986
FBQS J1127+2654	171.9016	+26.9140	0.379	1.36	1903	4
FBQS J1136+3432	174.2331	+34.5436	0.193	1.71	918	4
SDSS J113824.54+365327.1	174.6023	+36.8908	0.356	1.75	1364	328
SDSS J114654.28+323652.3	176.7262	+32.6145	0.465	1.42	2081	154
FBQS J1159+2838	179.8222	+28.6374	0.209	1.65	1415	20
FBQS J1220+3853	185.1463	+38.8879	0.377	2.21	1917	4
FBQS J1227+3214	186.9548	+32.2497	0.137	1.62	951	91
SDSS J123852.12+394227.8	189.7173	+39.7077	0.622	1.46	910	268
SDSS J124634.65+023809.0	191.6444	+2.6358	0.362	2.01	1425	277
FBQS J1256+3852	194.0086	+38.8752	0.419	1.73	2079	8
SDSS J130522.75+511640.3	196.3448	+51.2778	0.785	0.98	1925	277
FBQS J1333+4141	203.4395	+41.6910	0.225	0.74	1940	9
FBQS J1346+3121	206.6457	+31.3594	0.246	1.27	1600	11

Table A1: Sample of NLS1s.

Name	RA	Dec	z	N_{H}	FWHM H β	R
FBQS J1358+2658	209.6891	+26.9690	0.331	1.55	1863	11
FBQS J1405+2555	211.3176	+25.9261	0.165	1.29	1398	1
FBQS J1408+2409	212.1159	+24.1569	0.131	1.57	1590	4
FBQS J1421+2824	215.3086	+28.4145	0.540	1.28	1838	204
SDSS J143509.49+313147.8	218.7897	+31.5301	0.501	1.14	1719	949
FBQS J1442+2623	220.6700	+26.3924	0.108	2.13	795	5
B3 1441+476	220.8273	+47.4324	0.703	1.47	1848	1067
FBQS J1448+3559	222.1046	+35.9963	0.114	1.00	1856	2
PKS 1502+036	226.2770	+3.4419	0.408	3.89	1082	3364
FBQS J1517+2239	229.3844	+22.6564	0.109	3.73	1789	6
FBQS J1519+2838	229.9006	+28.6410	0.270	2.28	1641	4
RGB J1548+351	237.0747	+35.1912	0.478	2.28	2035	701
FBQS J1612+4219	243.2493	+42.3279	0.233	1.19	819	24
RGB J1629+401	247.2555	+40.1332	0.272	1.05	1260	50
RGB J1633+473	248.3483	+47.3164	0.116	1.79	909	154
SDSS J163401.94+480940.2	248.5081	+48.1612	0.494	1.64	1609	187
RGB J1644+263	251.1772	+26.3203	0.144	5.12	1507	396
FBQS J1702+3247	255.6294	+32.7888	0.164	1.71	1400	1
B3 1702+457	255.8766	+45.6798	0.060	2.52	490	102
FBQS J1713+3523	258.2686	+35.3926	0.085	2.45	1002	10
FBQS J1716+3112	259.0081	+31.2038	0.110	3.00	1571	1
FBQS J1718+3042	259.7096	+30.7004	0.281	3.06	1434	3
SDSS J172206.03+565451.6	260.5251	+56.9143	0.425	2.10	1385	323
PKS 2004–447	301.9799	–44.5790	0.240	2.96	1447	6358
PHL 1811	328.7563	–9.3734	0.192	4.04	1500	1
RX J2159.4+0113	329.8502	+1.2182	0.101	4.27	1429	3
FBQS J2327–1023	351.8105	–10.3882	0.065	2.25	652	1
FBQS J2338–0900	354.6415	–9.0109	0.374	2.21	1564	9

Table A1: – *Continue.*

Name	$f_{1.4 \text{ GHz}}$ [mJy]	m_B [mag]	$F_{0.1-2.4 \text{ keV}}$ [$10^{-12} \text{ erg cm}^{-2} \text{ s}^{-1}$]	$F_{0.1-100 \text{ GeV}}$ [$10^{-8} \text{ ph cm}^{-2} \text{ s}^{-1}$]
FBQS J0022-1039	1.9±0.1	17.81±0.05	<0.2	<0.15
FBQS J0100-0200	5.9±0.1	17.1±0.1	<0.2	<0.11
PMN J0134-4258	55±9	18.0±0.3	2.4±0.3	<2.6
1H 0323+342	613±21	16.38±0.03	8.0±0.7	6.0±0.7
PKS 0558-504	121±10	15.08±0.01	88±6	<2.4
FBQS J0706+3901	4.3±0.5	17.6±0.3	<0.3	<0.15
FBQS J0713+3820	10.8±0.1	15.1±0.3	3.2±0.5	<3.1
FBQS J0729+3046	1.2±0.1	17.4±0.3	0.50±0.22	<2.1
FBQS J0736+3926	3.6±0.1	16.53±0.06	9.0±0.8	<0.16
FBQS J0744+5149	11.9±0.1	18.4±0.3	1.2±0.3	<0.084
FBQS J0752+2617	1.3±0.1	17.06±0.05	3.3±0.4	<2.0
FBQS J0758+3920	11.6±0.1	19.08±0.08	2.0±0.5	<3.1
FBQS J0804+3853	2.7±0.1	18.27±0.08	<0.3	<0.066
RGB J0806+728	50.1±0.2	16.5±0.3	2.9±0.6	<1.7
FBQS J0810+2341	0.9±0.1	18.89±0.07	0.99±0.35	<4.2
RGB J0814+561	80.2±0.2	18.27±0.04	1.2±0.2	<1.4
FBQS J0818+3834	2.1±0.1	17.92±0.06	<0.2	<3.7
SBS 0846+513	350.0±0.1	19.27±0.07	0.23±0.03	0.51±0.15
SDSS J085001.17+462600.5	21.3±0.1	19.43±0.06	<0.18	<3.4
PMN J0902+0442	156.5±0.2	19.28±0.06	<0.2	<2.7
FBQS J0909+3124	1.5±0.1	18.35±0.08	<0.14	<1.3
FBQS J0937+3615	3.2±0.1	17.99±0.07	1.2±0.2	<2.1
FBQS J0946+3223	1.6±0.1	17.81±0.05	<0.13	<7.0
PMN J0948+0022	111.5±0.1	18.86±0.05	1.0±0.3	13.7±0.7
SDSS J095317.09+283601.5	47.9±0.2	19.21±0.04	<0.12	<1.4
RBS 826	2.8±0.1	16.87±0.05	7.4±0.5	<0.39
FBQS J1010+3003	1.0±0.1	17.23±0.05	2.2±0.3	<6.5
SDSS J103123.73+423439.3	17.0±0.1	19.52±0.07	<0.1	<3.1
SDSS J103727.45+003635.6	27.9±0.1	19.91±0.06	<0.25	<2.7
FBQS J1038+4227	2.4±0.1	18.11±0.07	<0.13	<0.071
B3 1044+476	789±24	19.29±0.06	0.27±0.11	<0.78
RX J1048.3+2222	1.5±0.1	18.62±0.06	1.3±0.3	<0.38
FBQS J1102+2239	1.8±0.1	19.55±0.07	0.62±0.26	2.0±0.6
1107+372	23.3±0.8	20.83±0.08	<0.14	<0.73
B2 1111+32	107.8±0.1	19.7±0.1	<0.15	<0.62
FBQS J1127+2654	1.9±0.1	17.24±0.06	<0.13	<3.1
FBQS J1136+3432	1.3±0.1	17.88±0.06	<0.14	<0.11
SDSS J113824.54+365327.1	12.6±0.1	20.04±0.08	<0.15	<4.9
SDSS J114654.28+323652.3	15.4±0.1	18.93±0.05	0.22±0.10	<5.1
FBQS J1159+2838	2.0±0.1	19.04±0.07	<0.14	<2.1
FBQS J1220+3853	2.2±0.1	17.14±0.05	0.41±0.16	<1.5
FBQS J1227+3214	6.4±0.1	19.5±0.1	0.98±0.28	<0.41
SDSS J123852.12+394227.8	11.2±0.1	19.84±0.05	0.66±0.13	<0.98
SDSS J124634.65+023809.0	38.1±0.1	18.67±0.05	<0.16	1.7±0.7
FBQS J1256+3852	2.1±0.1	17.90±0.05	<0.14	<0.15
SDSS J130522.75+511640.3	86.9±0.1	17.54±0.05	<0.11	<1.6
FBQS J1333+4141	2.0±0.1	18.10±0.06	0.49±0.10	<2.9
FBQS J1346+3121	1.4±0.1	18.77±0.06	<0.12	<0.087
FBQS J1358+2658	1.2±0.1	18.95±0.07	<0.14	<2.0

Table A2: Sample of NLS1s: *observed* data (i.e. not corrected).

Name	$f_{1.4 \text{ GHz}}$ [mJy]	m_B [mag]	$F_{0.1-2.4 \text{ keV}}$ [$10^{-12} \text{ erg cm}^{-2} \text{ s}^{-1}$]	$F_{0.1-100 \text{ GeV}}$ [$10^{-8} \text{ ph cm}^{-2} \text{ s}^{-1}$]
FBQS J1405+2555	0.7±0.1	15.46±0.04	8.1±0.5	<0.047
FBQS J1408+2409	3.0±0.1	16.96±0.06	3.4±0.4	<0.64
FBQS J1421+2824	48.7±0.1	17.95±0.04	<0.13	<0.078
SDSS J143509.49+313147.8	44.7±0.1	19.72±0.06	1.2±0.2	<1.1
FBQS J1442+2623	3.4±0.1	17.06±0.07	1.2±0.2	<1.0
B3 1441+476	171.1±0.1	18.35±0.04	0.29±0.12	<1.1
FBQS J1448+3559	1.5±0.1	16.87±0.06	4.2±0.3	<0.14
PKS 1502+036	380.5±0.1	18.99±0.06	<0.22	7.0±0.6
FBQS J1517+2239	1.1±0.1	18.56±0.07	0.43±0.19	<1.0
FBQS J1519+2838	2.0±0.1	17.34±0.06	0.65±0.21	<1.9
RGB J1548+351	141.5±0.1	18.22±0.05	0.92±0.31	<1.4
FBQS J1612+4219	3.6±0.1	18.56±0.06	<0.12	<0.14
RGB J1629+401	11.9±0.2	18.04±0.05	8.8±0.3	<1.2
RGB J1633+473	65.0±0.1	17.55±0.06	2.8±0.3	<0.097
SDSS J163401.94+480940.2	7.7±0.1	19.89±0.06	0.20±0.08	<1.0
RGB J1644+263	90.8±0.2	18.40±0.06	2.8±0.5	<1.9
FBQS J1702+3247	1.5±0.1	16.15±0.05	8.1±0.4	<2.8
B3 1702+457	118.6±0.1	16.52±0.08	16.1±0.7	<1.3
FBQS J1713+3523	11.2±0.1	16.56±0.06	17.2±0.7	<0.45
FBQS J1716+3112	2.4±0.1	16.18±0.05	5.4±0.4	<1.8
FBQS J1718+3042	0.6±0.1	18.45±0.06	0.70±0.17	<0.68
SDSS J172206.03+565451.6	39.8±0.1	18.76±0.06	1.3±0.2	<1.3
PKS 2004-447	791±38	18.9±0.3	0.44±0.22	1.2±0.3
PHL 1811	1.2±0.1	13.9±0.3	<0.22	<2.1
RX J2159.4+0113	2.1±0.2	17.28±0.06	1.4±0.5	<5.7
FBQS J2327-1023	2.2±0.1	16.02±0.07	<0.17	<2.2
FBQS J2338-0900	1.8±0.1	18.29±0.05	<0.16	<4.7

Table A2: – Continue.