

Interplay between Orbital and Magnetic Orders in $(\text{Ti,K})_y\text{Fe}_{2-x}\text{Se}_2$ due to Vacancy Ordering

Weicheng Lv,^{1,*} Wei-Cheng Lee,^{1,†} and Philip W. Phillips^{1,‡}

¹*Department of Physics, University of Illinois, 1110 West Green Street, Urbana, Illinois 61801, USA*

(Dated: June 2, 2019)

We investigate the effects of the $\sqrt{5} \times \sqrt{5}$ Fe vacancy ordering on the orbital and magnetic orders in $(\text{Ti,K})_y\text{Fe}_{2-x}\text{Se}_2$ using a three-orbital (t_{2g}) tight-binding Hamiltonian with generalized Hubbard interactions. We find that electron correlations are enhanced by this vacancy order, resulting in the onset of a block antiferromagnetic phase with large moments at smaller interaction strengths. Furthermore, vacancy ordering modulates the kinetic energy differently for three t_{2g} orbitals, breaks the degeneracy of d_{xz} and d_{yz} orbitals on each Fe site, and leads to a particular orbital order. Consequently, a novel inverse relation is obtained between orbital polarization and magnetic moment, enriching the phase diagram of this system. We predict that a transition from high-spin to low-spin states accompanied by a crossover from orbitally-disordered to orbitally ordered states will be driven by doping the parent compound with electrons, which might be verified by further neutron scattering and soft X-ray measurements.

Introduction - At ambient pressure, FeSe undergoes a superconducting transition at 8K [1]. However, when it is exposed to potassium, thallium or cesium, the superconducting transition temperature roughly quadruples reaching a value just above 30K [2–4]. Such a significant increase in T_c is due entirely to the effect K, Cs or Tl have when they are intercalated between the FeSe layers, the primary focus of this paper. The average atomic ratios of K:F:Se are 0.39:0.85:1 [2] in these new iron-chalcogenide superconductors. Hence, the new iron-based superconductors are iron deficient. In fact, the new wrinkle the $\text{A}_y\text{Fe}_{2-x}\text{Se}_2$ (A=K, Tl, Cs) superconductors have introduced into the field of novel superconductors is iron vacancy order. The Fe vacancies form a $\sqrt{5} \times \sqrt{5}$ pattern [5, 6]. Such vacancy ordering occurs at a higher temperature than the transition to the block antiferromagnetic phase with an unusually large magnetic moment of $3.3\mu_B$ per Fe ion [7] (See Fig. 1). By contrast, FeSe has a moment of $2.2\mu_B$. With such a large moment, one might anticipate that the correlations in the new family of iron chalcogenide superconductors are strongly enhanced. In fact, they are. In sharp contrast to other families of iron-based superconductors, $\text{A}_y\text{Fe}_{2-x}\text{Se}_2$ (A=K, Tl, Cs) for $x > 0.5$ are insulating, possibly of the Mott type. This raises the possibility that superconductivity in these materials is enhanced as a result of the increased number of unpaired d-electrons that form the Mott insulating state, as has been proposed recently [8]. Consistent with this picture is the experimental finding that superconductivity is strongly suppressed with a small amount of Co doping [9].

Because of the enhanced correlations in the $\text{A}_y\text{Fe}_{2-x}\text{Se}_2$ (A=K, Tl, Cs) superconductors, local $3d$ models with Hubbard-type interactions should be employed to describe this system [10, 11]. Recently a vacancy-modulated J_1 - J_2 model has been applied to analyze the magnetic phases in the insulating parent compounds [12–14], but studies based on a model

containing both hopping and on-site interaction terms is still lacking. In this paper, we construct such a model exploiting a three-orbital (t_{2g}) tight-binding Hamiltonian with full on-site Hubbard interactions. The vacancies are introduced with a $\sqrt{5} \times \sqrt{5}$ order which is observed in crystal X-ray diffraction studies for $\text{K}_{0.8+y}\text{Fe}_{1.6-x}\text{Se}_2$ [5, 6], corresponding to 20% of the Fe vacancies. We find that the vacancy ordering affects both the orbital and magnetic properties. On the one hand, the presence of the vacancy lattice explicitly breaks the degeneracy between the d_{xz} and d_{yz} orbitals at neighboring sites. For example, at site 1 of Fig. 1, the vacancy along the $-y$ direction leads to different modulations of the hopping terms for d_{xz} and d_{yz} , due to their spatial anisotropy. Without loss of generality, we will assume that the d_{xz} orbital is favored at site 1. We can repeat this analysis for each Fe site, resulting in the particular orbital order as illustrated in Fig. 1, without turning on any interactions. This particular orbital order directly results in the breaking of local C_4 symmetry, which has been hinted at by a recent NMR study [15]. On the other hand, vacancy ordering also enhances the correlation effects by reducing the kinetic energies, leading to a block antimagnetic order at smaller interaction strengths. These two tendencies compete with one another as the system is doped away from the insulating parent state, giving rise to a novel inverse relation between the orbital polarization and the magnetic moment.

Model - We start from a three-orbital (t_{2g}) tight-binding model with the hopping parameters adopted from Ref. 16. The vacancies with a $\sqrt{5} \times \sqrt{5}$ order lead to an enlarged unit cell (see Fig. 1). The kinetic energy then takes the form

$$\mathcal{H}_K = \sum_{\mathbf{k}, i, j, \alpha, \beta, \mu} \xi_{ij}^{\alpha\beta}(\mathbf{k}) c_{i\alpha\mu}^\dagger(\mathbf{k}) c_{j\beta\mu}(\mathbf{k}), \quad (1)$$

where $c_{i\alpha\mu}^\dagger$ creates an electron on orbital α with spin μ at

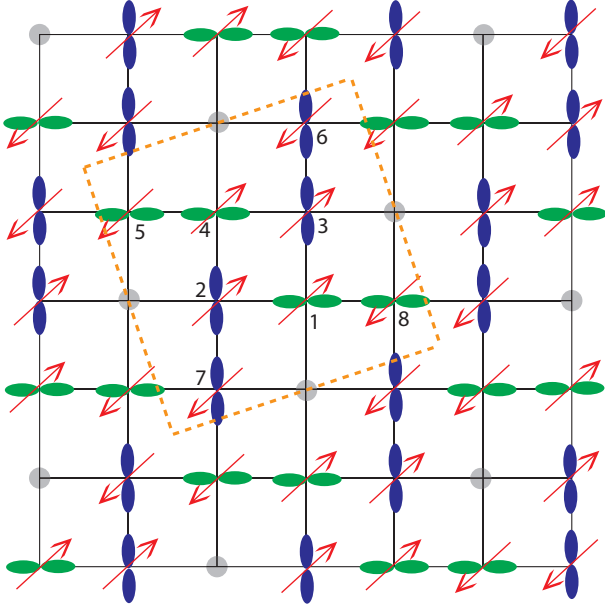


FIG. 1. (Color online) Illustration of the $\sqrt{5} \times \sqrt{5}$ Fe vacancy order, subsequent block antiferromagnetic order, and possible orbital order due to the presence of vacancies. The Fe vacancies are represented by the gray circles. The dashed lines depict the unit cell that contains 8 Fe atoms and 2 Fe vacancies.

site i . We have $i = 1, 2, \dots, 8$, as labeled in Fig. 1, and $\xi_{ij}^{\alpha\beta}(\mathbf{k}) = \sum t_{ij}^{\alpha\beta} \exp[i\mathbf{k} \cdot (\mathbf{r}_j - \mathbf{r}_i)]$, with $t_{ij}^{\alpha\beta}$ being the hopping amplitudes and \mathbf{k} defined within the Brillouin zone of the enlarged unit cell. We further consider the following Hubbard interactions on each site

$$H_I = \sum_{\alpha} U \hat{n}_{\alpha\uparrow} \hat{n}_{\alpha\downarrow} + \sum_{\beta > \alpha} (V - \frac{J}{2}) \hat{n}_{\alpha} \hat{n}_{\beta} - \sum_{\beta > \alpha} 2J \vec{S}_{\alpha} \cdot \vec{S}_{\beta} + \sum_{\beta > \alpha} J (c_{\alpha\uparrow}^{\dagger} c_{\alpha\downarrow}^{\dagger} c_{\beta\downarrow} c_{\beta\uparrow} + h.c.), \quad (2)$$

where U , V , and J are the intra- and inter-orbital Coulomb repulsion, and the Hund's coupling, respectively, with $U = V + 2J$. By using the standard mean-field decoupling

$$\langle c_{i\alpha\mu}^{\dagger} c_{i\beta\nu} \rangle = \frac{1}{2} (n_{i\alpha} + \mu m_{i\alpha}) \delta_{\alpha\beta} \delta_{\mu\nu}, \quad (3)$$

where $\mu = \pm 1$ for up and down spins, respectively, we derive the mean-field interaction term

$$\mathcal{H}_I = \sum_{\mathbf{k}, i, \alpha, \mu} (\epsilon_{i\alpha} - \mu \eta_{i\alpha}) c_{i\alpha\mu}^{\dagger}(\mathbf{k}) c_{i\alpha\mu}(\mathbf{k}) + C, \quad (4)$$

where

$$\epsilon_{i\alpha} = \frac{U}{2} n_{i\alpha} + \left(V - \frac{J}{2}\right) \sum_{\beta \neq \alpha} n_{i\beta}, \quad (5)$$

$$\eta_{i\alpha} = \frac{U}{2} m_{i\alpha} + \frac{J}{2} \sum_{\beta \neq \alpha} m_{i\beta}, \quad (6)$$

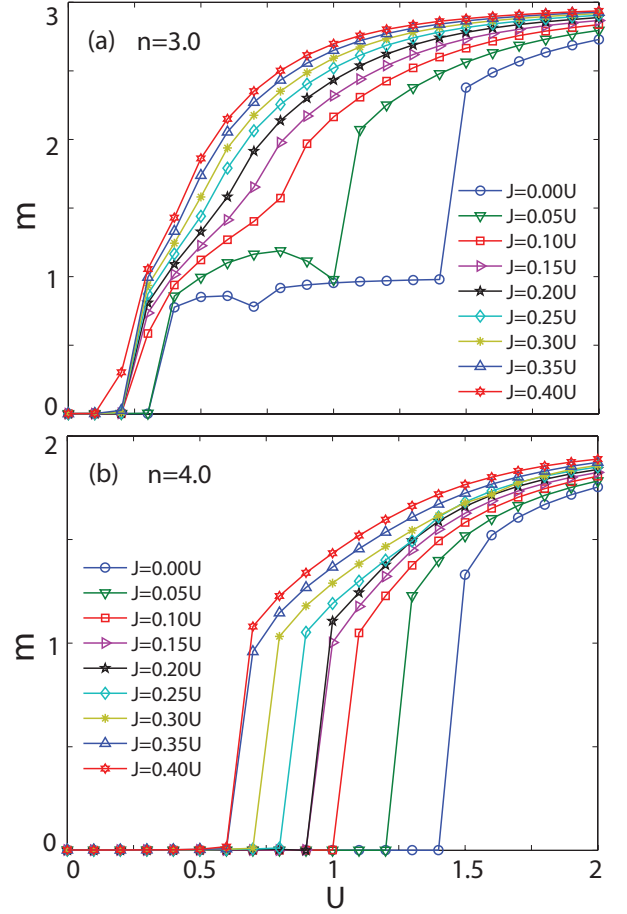


FIG. 2. (Color online) The total staggered magnetic moment m of the block antiferromagnetic phase at each Fe site as a function of Coulomb repulsion U for different Hund's couplings J . (a) The filling $n = 3.0$; (b) $n = 4.0$.

and the constant C is defined as

$$C = -\frac{U}{4} \sum_{i, \alpha} (n_{i\alpha}^2 - m_{i\alpha}^2) - \frac{2V - J}{4} \sum_{i, \alpha \neq \beta} n_{i\alpha} n_{i\beta} + \frac{J}{4} \sum_{i, \alpha \neq \beta} m_{i\alpha} m_{i\beta}. \quad (7)$$

The Hamiltonian $\mathcal{H} = \mathcal{H}_K + \mathcal{H}_I$ is solved with mean-field parameters $n_{i\alpha}$ and $m_{i\alpha}$ determined self-consistently. We choose different initial conditions of $n_{i\alpha}$ and $m_{i\alpha}$ that may yield solutions of different spin configurations to determine the phase diagram presented in this paper.

We will mainly focus on filling levels between $n = 3$ and $n = 4$, corresponding to the state of high spin $S = 3/2$ and low spin $S = 1$, respectively, in the limit of strong interactions. The motivation for this choice is as follows. The atomic configuration of an Fe ion in FeSe is Fe^{2+} , corresponding to six electrons in the five d -orbitals. Due to the crystal field splitting, e_g orbitals have lower energy than t_{2g} orbitals. Doping (K, Tl, or Cs) into FeSe introduces one more electron to some of the Fe ions; thus in

(K,Tl)_yFe_{2-x}Se₂ there exists a mixture of Fe²⁺ and Fe⁺. Naively, the large magnetic moment of $3.3\mu_B$ observed in experiment [7] follows from simply averaging the number of iron ions Fe²⁺ with 4 unpaired electrons (1 in the e_g and 3 in the t_{2g} orbitals) and Fe⁺ ions with three (3 in the t_{2g} orbitals). Consequently, we treat the parent material as having three electrons in the t_{2g} orbitals. Increasing the content of (K,Tl, or Cs) corresponds to electron-doping away from the parent compound. As a result, the range of filling levels between $n = 3$ and $n = 4$ in a three-band model is experimentally relevant for this system.

We first plot the total staggered magnetic moment $m = \sum_{\alpha} m_{i\alpha}$ as a function of the Coulomb repulsion U for different Hund's exchanges J . Our results are displayed in Fig. 2. For filling factors of $n = 3$, m turns up almost continuously with increasing U , featuring an intermediate regime with metallic block antiferromagnetic order. This phase is sandwiched between the paramagnetic phase at small U and the magnetic insulating phase at large U [Fig. 2(a)]. The only exception is the small ratio of J and U , which actually signals the presence of competing phases as we will explain later. However, the situation changes dramatically for $n = 4$. The magnetic moment m turns on abruptly at a critical value of U , where the system undergoes a transition from a paramagnetic metal to a block antiferromagnetic insulator [Fig. 2(b)]. Compared with earlier studies [17] of the same model without any vacancy order, we find that the intermediate metallic phase with a non-zero magnetic moment disappears, and the insulating behavior obtains at a much smaller U . Hence, we have confirmed that the presence of vacancy order indeed enhances electron correlations. Note that the real materials are possibly located close to the edge of the insulating phase where a block antiferromagnetic order with a large moment is supported by a relatively small Coulomb repulsion U and an intermediate Hund's coupling J .

We now address orbital order. As being mentioned earlier, orbital order of the type shown in Fig. 1 should be present even in the absence of any interactions. This is indeed confirmed by Figs. 3(a) and (b), where the occupation number of the d_{yz} orbital is larger than that of d_{xz} on site 1 at $U = 0$. Of course, we need to invert the occupation numbers of these two orbitals on site 2, and so on. We note that the result here is different from that of Fig. 1 where the d_{xz} orbital is favored on site 1, which is mostly due to the choice of hopping parameters. Nevertheless, the physical idea remains the same that the vacancy order produces different kinetic energy modulations at the d_{xz} and d_{yz} orbitals, breaking their degeneracy and leading to the particular orbital order. The resultant orbital polarizations, however, will depend on the set of tight-binding hopping parameters we use.

From Fig. 3, we notice that for $n = 3$, the orbital order is reduced once the magnetic order sets in, and fi-

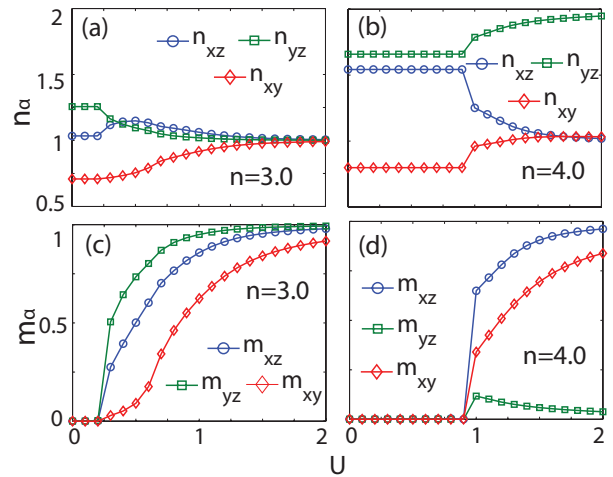


FIG. 3. (Color online) (a,b) The occupation number n_{α} and (c,d) the magnetic moment m_{α} for each of the three t_{2g} orbitals at site 1 as a function of U for $J = 0.20U$. (a,c) $n = 3.0$; (b,d) $n = 4.0$.

nally diminishes at large U . This novel inverse relation between orbital polarization ($n_{xz} - n_{yz}$) and magnetic moment can be naturally understood within our model. Since all the three orbitals are singly-occupied with their spins pointing along the same direction in the high-spin $S = 3/2$ state, no orbital order can occur and vice versa. On the other hand, for $n = 4$, the orbital order is greatly enhanced by the magnetic order. Because the d_{xy} orbital has a higher band energy than do the d_{xz} and d_{yz} orbitals as shown in the LDA calculations [18], the system with $n = 4$ finally evolves into the state in which d_{yz} is doubly-occupied whereas d_{xz} and d_{xy} are singly-occupied, consistent with the low-spin $S = 1$ state of the largest orbital polarizations.

The discussion above immediately suggests that the phase transition from the high-spin and orbitally-disordered state at filling $n = 3$ to the low-spin and orbitally-ordered state at $n = 4$ is non-trivial. In order to simplify our calculations, we fix $J = 0.20U$, consistent with our earlier considerations. From Fig. 4(a), the total staggered magnetic moment m exhibits a continuous change when we vary the filling level n , and the inverse relation between the orbital polarization and the magnetic moment remains until $n \approx 3.8$, where a sharp transition of the orbital polarization occurs for a large enough Coulomb repulsion $U \gtrsim 0.8$ [Fig. 4(b)]. The system changes from a d_{xz} -polarized state into a state where the d_{yz} orbital dominates. From the experimental point of view, the two states, although having similar magnetic moments, have opposite orbital polarizations. This observation can help us determine where the real material is located.

It should also be noted that our study is based on self-consistent mean-field theory. Although the block an-

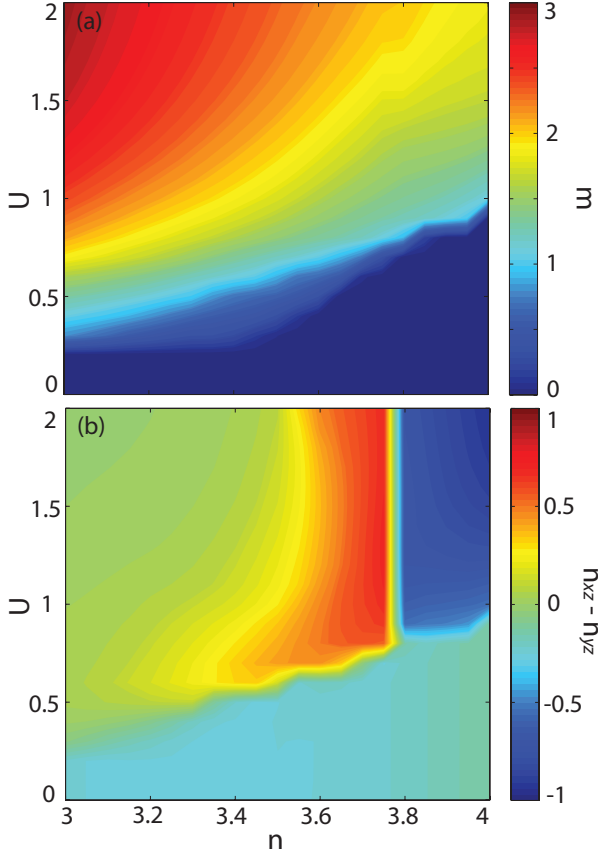


FIG. 4. (Color online) (a) The total magnetic moment and (b) the orbital polarization, defined as the occupation number difference between the d_{xz} and d_{yz} orbitals at site 1, as functions of filling n and Coulomb repulsion U . We choose the Hund's coupling $J = 0.20U$.

tiferromagnetic (BAF) phase does emerge as a solution in a large part of phase diagram, there are still other possible magnetically ordered states. For this purpose, we consider two other possibilities, the ferromagnetic (FM) phase where the spins are all aligned in the same directions, and the checkerboard antiferromagnetic (CAF) phase where the spins on nearest-neighbor sites are antiparallel. There are certainly other possible configurations which are ignored here for simplicity. We find that self-consistent solutions can be obtained for all the three phases. By comparing the energies of each state, we obtain the phase diagram shown in Fig. 5, where the paramagnetic (PM) phase is characterized by a vanishing magnetic moment. As illustrated by the phase diagram, the block antiferromagnetic phase nearly always has the lowest energy in the regime of interest, which confirms that our model does support a ground state that is consistent with the experimental observations. We also notice that in the regime where J/U is small, a variety of phases can be obtained, depending on the parameters, which suggests the ratio J/U may have an intermediate value in

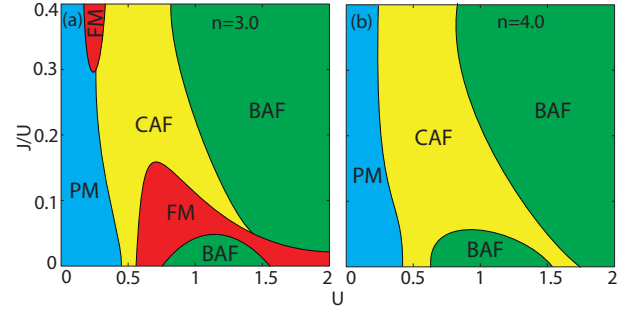


FIG. 5. (Color online) The phase diagram obtained by comparing the energies of different mean-field solutions. Refer to the main text for the meanings of the abbreviations. (a) $n = 3.0$; (b) $n = 4.0$.

the real materials. We emphasize that the inverse relation between orbital polarization and magnetic moment remains valid in each of the magnetically ordered phases.

In conclusion, we have studied the phase diagram of the orbital and magnetic orderings using a three-orbital (t_{2g}) tight-binding model with generalized Hubbard interactions for the recently discovered high-temperature superconductor $(\text{Ti,K})_y\text{Fe}_{2-x}\text{Se}_2$. The $\sqrt{5} \times \sqrt{5}$ ordering of Fe vacancies has been put into the calculations explicitly. We have shown that while the vacancy ordering breaks local C_4 symmetry on each Fe site, thereby yielding an orbitally ordered state, which has been hinted at by a recent NMR study [15], it also enhances the correlation effects resulting in magnetic ordering with a large moment. These two trends compete, leading to a novel inverse relation between orbital polarization and magnetic moment in the ground state. We predict that a transition from high-spin to low-spin states together with a crossover from orbitally-disordered to orbitally ordered states will be driven by doping the parent compound with electrons, which might be verified by further neutron scattering and soft X-ray measurements.

Acknowledgements - We would like to thank Seungmin Hong and Wei Ku for helpful discussions. We acknowledge financial support from the NSF DMR-0940992 and the Center for Emergent Superconductivity, a DOE Energy Frontier Research Center, Grant No. DE-AC0298CH1088.

* wlv2@illinois.edu

† leewc@illinois.edu

‡ philip@physics.illinois.edu

- [1] F.-C. Hsu, J.-Y. Luo, K.-W. Yeh, T.-K. Chen, T.-W. Huang, P. M. Wu, Y.-C. Lee, Y.-L. Huang, Y.-Y. Chu, D.-C. Yan, and M.-K. Wu, *Proceedings of the National Academy of Sciences* **105**, 14262 (2008).
- [2] J. Guo, S. Jin, G. Wang, S. Wang, K. Zhu, T. Zhou, M. He, and X. Chen, *Phys. Rev. B* **82**, 180520 (2010).

- [3] Y. Mizuguchi, H. Takeya, Y. Kawasaki, T. Ozaki, S. Tsuda, T. Yamaguchi, and Y. Takano, *App. Phys. Lett.* **98**, 042511 (2011).
- [4] A. F. Wang, J. J. Ying, Y. J. Yan, R. H. Liu, X. G. Luo, Z. Y. Li, X. F. Wang, M. Zhang, G. J. Ye, P. Cheng, Z. J. Xiang, and X. H. Chen, *Phys. Rev. B* **83**, 060512 (2011).
- [5] J. Bacsá, A. Y. Ganin, Y. Takabayashi, K. E. Christensen, K. Prassides, M. J. Rosseinsky, and J. B. Claridge, *Chem. Sci.*, (2011).
- [6] P. Zavalij, W. Bao, X. F. Wang, J. J. Ying, X. H. Chen, D. M. Wang, J. B. He, X. Q. Wang, G. F. Chen, P. Hsieh, Q. Huang, and M. A. Green, *arXiv:1101.4882*.
- [7] W. Bao, Q. Huang, G. F. Chen, M. A. Gren, D. M. Wang, J. B. He, X. Q. Wang, and Y. Qiu, *arXiv:1102.0830*.
- [8] W.-C. Lee and P. Phillips, *arXiv:1103.1637*.
- [9] T. Zhou, X. Chen, J. Guo, G. Wang, X. Lai, S. Wang, S. Jin, and K. Zhu, *arXiv:1102.3506*.
- [10] R. Yu, J.-X. Zhu, and Q. Si, *arXiv:1101.3307*.
- [11] Y. Zhou, D.-H. Xu, F.-C. Zhang, and W.-Q. Chen, *arXiv:1101.4462*.
- [12] F. Lu and X. Dai, *arXiv:1103.5521*.
- [13] R. Yu, P. Goswami, and Q. Si, *arXiv:1104.1445*.
- [14] B. Xu, C. Fang, W. Liu, and J. Hu, *arXiv:1104.1848*.
- [15] D. A. Torchetti, M. Fu, D. C. Christensen, K. J. Nelson, T. Imai, H. C. Lei, and C. Petrovic, *Phys. Rev. B* **83**, 104508 (2011).
- [16] M. Daghofer, A. Nicholson, A. Moreo, and E. Dagotto, *Phys. Rev. B* **81**, 014511 (2010).
- [17] Q. Luo, G. Martins, D.-X. Yao, M. Daghofer, R. Yu, A. Moreo, and E. Dagotto, *Phys. Rev. B* **82**, 104508 (2010).
- [18] S. Graser, T. A. Maier, P. J. Hirschfeld, and D. J. Scalapino, *New Journal of Physics* **11**, 025016 (2009).