

A Multi-way Constraint Computational Model with Purple Constraint Solver for Direct Execution of the Specification

TOSHIO FUKUI
Metalogic, Inc.

A multi-way constraint computational model for direct execution of the specification is proposed here. Although this computational model has a similar structure as the constraint solver of the existing constraint programming model, it is not meant for solving constraint problems but rather for simulation of the social system and to continue to execute the assigned processes. Because of its similar structure, it is applicable to the spectrum of constraint solver which is purple in this model.

This computational model is not a declarative programming, unlikely to the existing constraint programming but it can correspond to human thoughts at the time of designing several applications or design method such as the data oriented approach (DOA) in many fields including business systems, GUI user interface, WEB services, simulation, data processing etc.

This model can be executed efficiently to directly describe design content in a simple way.

Categories and Subject Descriptors: D.3.2 [**Programming Languages**]: Language Classifications; D.3.3 [**Programming Languages**]: Language Constructs and Features; F.1.1 [**Computation by Abstract Devices**]: Models of Computation; F.1.2 [**Computation by Abstract Devices**]: Modes of Computation; F.4.1 [**Mathematical Logic and Formal Languages**]: Mathematical Logic; I.2.2 [**Artificial Intelligence**]: Automatic Programming

General Terms: Theory, Languages, Design, Algorithms, Performance

Additional Key Words and Phrases: automatic programming, computational model, computational theory, constraint programming, language design

1. INTRODUCTION

A great deal of research was done on software in Computer Science. Every possibility of the computational models [Ida 1989; Ida and Tanaka 1990; Walsh 2000; Fuchi, K.Ed. et al. 1989; Marriott and Stuckey 1998] in all forms were researched. However, the basic problem which could not be resolved to the end in coding work is handled through personal experience and hunches. This problem is generally resolved by the components of the software and is progressing with great precision but currently we cannot say that there is any basic solution for this.

Here, instead of the conventional coding work, programming paradigm is advocated in the operation by directly describing the requirement specifications.

In this document, the development target is the business system and the program assigned to the computer that is to say the business details are the business flow.

Author's address: Metalogic, Inc., 26-14, Toyotaminami 3-chome, Nerima-ku, Tokyo, Japan;
email: fukui@metalogic.co.jp.
Copyright © 2011 Toshio Fukui.

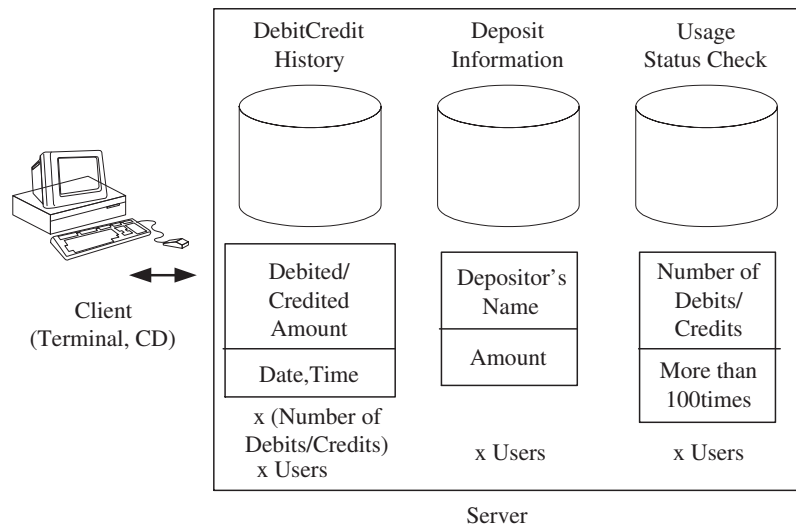


Fig. 1. Simplified Banking System

2. INSTALLATION

First I shall describe the designing work and the operation on the computer which is already commonly known with examples. For instance, we will consider the simplified banking system shown in Figure 1. The client side shown in the figure can also be handled collectively by this method but the subject will be pursued by targeting the server side only to make the explanation simple.

Generally, the technique based on data oriented approach (DOA)[Hayashi 1995; Horiuchi 1988] is used while designing and a mechanical designing procedure is used to make the data structure and data processing program from the specifications. However, the homespun coding work is then done to realize the data processing details. If we put the permanent problems aside, a classic method of this coding work is managing the deposit information, debit and credit history and usage status check by allocating them to their respective structures or objects and provide the interface required in the operations. Here, for the specific action to describe each operation, the CPU operation is said to be programmed from personal experience and hunches.

It is based on the procedural programming which is currently mainstream but there are different techniques using declarative programming. Declarative programming enables to relegate the actual resolving to the computer by describing the data relation. However, in one constraint programming [Walsh 2000; Fuchi, K.Ed. et al. 1989; Marriott and Stuckey 1998] which is a declarative programming, since large multivariate simultaneous equations have to be solved in the computer which brings in the problem of execution efficiency and complexity of execution maxims, the banking system was not developed by this method. If this method is simplified to the current programming extent, the problem of coding can be resolved. As an example of efficient constraint programming solver, we do know of incremental

local propagation [Freeman-Benson et al. 1990; Sannella et al. 1993; Sannella 1994; Suzuki and Tokuda 2001; Zanden 1996] classified as blue algorithm.

If we reconsider this established subject and review the designing process, the following method is natural. First we shall define the data structure.

```

struct {
    string DepositorsName;
    int Amount;
} DepositInformation[];

struct {
    int DebCreAmount = 0;
    string Date = currentdate();
    string Time = currenttime();
} DebCreHistory[Userid][];

struct {
    int NumberOfDebCre;
    bool Morethan100times;
} UsageStatusCheck[];

```

Here the amount will be credit when positive and debit when negative. The relation between the deposit information and debit/credit history can be described in a formula.

If this formula is called the constraint as in constraint programming, it will be as follows.

$$\begin{aligned}
 & \text{DepositInformation}[j].\text{Amount} = \\
 & \quad \text{vsize}(\text{DebCreHistory}[j]) \\
 & \quad \sum_{i=0} \text{DebCreHistory}[j][i].\text{DebCreAmount}
 \end{aligned}$$

Here, *vsize()* is the function for getting the array size and variable *j* is any value. The relation between the deposit information and debit/credit history can be described by the similar formula and since <number of times> = < size of debit/credit history>, it will be as follows:

$$\begin{aligned}
 & \text{UsageStatusCheck}[j].\text{NumberOfDebCre} = \text{vsize}(\text{DebCreHistory}[j]) \\
 & \text{UsageStatusCheck}[j].\text{Morethan100times} = \\
 & \quad \text{UsageStatusCheck}[j].\text{NumberOfDebCre} > 100
 \end{aligned}$$

Seeing that this method is similar to the conventional incremental local propagation, the computation will have to proceed after the computer determines the details of the given formula or the computation sequence. However, the procedure for processing the formula here is according to the specifications, business flow, and business details itself given by the customer. That is to say, these constraints already contain the actual data computation procedure which is clear so there is no need to think over it. Although it looks like constraint programming, there is no need to decide the constraint resolution route which is a challenge in the problem solution stage of constraint programming.

Further, if the computational procedure is the business flow itself, and the computer understands the details to change the procedure, it means that sit automatically analyzes the details of the business which will be carried out by the human operators. Except in special cases, this is not possible with the current technical level.

This fact leads us to understand the possibility and necessity of the multi-way computation mechanism by a constraint solution method without trial and error, on which it is not possible to add the preprocesses such as planning or implementing for determining the computation sequence or result that are mandatory in blue algorithm [Freeman-Benson et al. 1990; Sannella et al. 1993; Sannella 1994; Suzuki and Tokuda 2001; Zanden 1996] - the most efficient and best among constraint solvers.

Simply speaking, the method given in this example may have a two-way or one-way computation mechanism but here we need to associate it to the general banking system. We are able to select from several databases, and the selection may be done by the customers. Depending on the case, the data may be registered in another database if the invalid access count is 5 times. Clearly, depending on the data content, a dynamic direction must be decided at the time of execution and a multi-way computation method is required for this constraint solution. However, the decision of the direction at execution can only be made beforehand by the designer.

In this case, in the above given constraints C , if all variables V are considered as V_{all} , the constraint solution will be executed only if the constraints C are related to variables $V_c \subset V_{all}$ and the updated variables $T \subset V_c$ is generated. The multi-way computation can be executed efficiently without fail by simply executing the operation for setting the least related $V_{cn} \subset T$ variable to satisfy each constraint C_n .

Optional variables j in the above given simplified banking system are the index of the arrays and is a problem in a single constraint but if the variables V are changed and become variables T , there is no need of any special computing to get the values matching the changed details.

In documents [Freeman-Benson et al. 1990; Sannella et al. 1993] on incremental blue algorithm and its improved documents [Sannella 1994; Suzuki and Tokuda 2001], *walkabout strength* which uses *locally-predicate-better* comparator or improved method are used, and in the planning, search of all the constraints C like back tracking search is performed. Even document [Zanden 1996] has planning and execution phases and for executing local propagation using the comparator, though on comparison it behaves in the same way as this method, the validity of the problem or acyclic route detection becomes a major challenge. It is prerequisite that the structure of the constraints of a targeted problem different from this method is not clear and ultimately, the unknown equation has to be solved which makes the solution complex.

However, the comparator cannot be implemented for the problems targeted in this method and the constraint solution route is already provided. It means that there is no need of a mechanism for deciding the solution route commonly present in the red-orange-yellow-green-blue constraint solver spectrum and only the pre-given procedure is executed. It solves different problems from the general constraint solver

and does not solve constraint problems in the conventional sense. That is why it is difficult to say that it fits in the category of constraint programming. However, due to the structural resemblance, it can be classified as one of the constraint solvers, distinguishing part resembles the structure of the blue part. Here, a new color was required to be installed to suit the spectrum of the constraint solver and it is purple. It does have a similar structure in some ways, but it does not mean that the constraint problems are solved like general constraint programming. Since the data is processed only in the pre-given way, in the first place, it is still doubtful if it must be classified as a type of constraint solver.

Here, to make the solution simple, in the above given simplified banking example, a solution is required to generate a simple formula and it is not obtained randomly. The program actually used in the business system does not involve any complex computation but merely transforms the data and repeats the transfer process to simulate a part of the social structure with the aim of enabling to refer the simulated result status. Therefore, we can presume that in the actual system, several conditional judgments and diversions are used in formulas by multi-way computation so this simplified banking example is not special.

The summary of the above given characteristics will be as follows:

- In the given constraints, the procedure for processing the solution is considered and there is no contradiction.
- The decision or judgments of the computation sequence which are mandatory in the conventional multi-way computation are neither needed nor can they be implemented.

This is a designing method in itself and it will be difficult to call it declarative because the processing procedure of the solution is given by the user and it has the main characteristics of constraint programming. That is why, from here on, this method will be called as non declarative constraint programming or a computation model with a purple constraint solver.

Non declarative constraint programming or a computation model with a purple constraint solver only handles problems whose solutions are clear. Consequently, the nature of problems handled in multi-way computation according to the constraints in this method is essentially different from declarative constraint programming except for the fact that it handles constraints. However it is certain that the programming field where this method is applicable exists, and the previously mentioned banking system is a typical business system, this method can directly correspond with the specifications at the time of designing with the processing sequence given to the computer. Data processing and reshaping the data are the main processes in the business system and it does not mean that the problem will be solved by computing an equation. Most of the software development work consists of system development in general and other developments are just a part of the development volume, which is the fact one learns from hands-on experience on the development site.

Actual system development consists of many complex variables and when a specific data is changed, the data flows while transforming through multiple linked constraints.

The outline of a complex system is shown in Figure 2 to make the meaning of

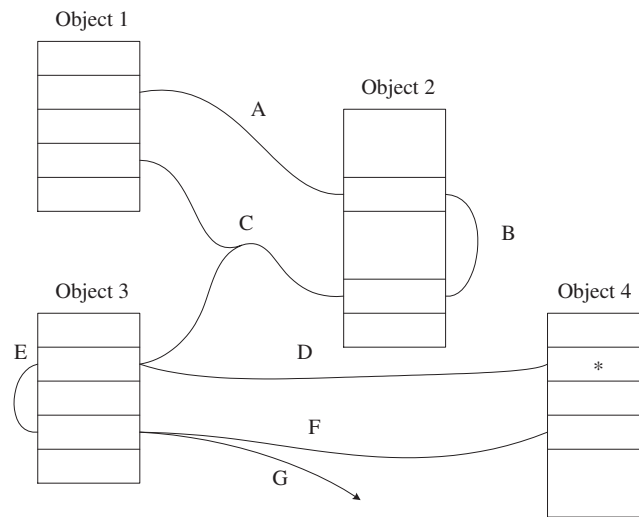


Fig. 2. A example of the complex system

multi-way clear. Lines A to G are the constraints joining the variables and there is no limit to the number of variables which can be referred by one constraint. Here, when the * marked value in Object 4 is changed, the constraints are executed in the order of $D \Rightarrow E \Rightarrow F \Rightarrow G \Rightarrow C \Rightarrow B \Rightarrow A$ if the parallelism of the diversions is ignored and they are executed in a proper sequence. That is, the constraints solution sequence which is the sequence of computation in this method is not limited and is multi-way and this sequence is decided from the connected constraints and the changed data. Here, this solution sequence is called the data flow. Its multi-way nature is a general feature of constraint programming and since the user considers the data flow while entering the constraints, the process for deciding the route is not required and no other process besides execution of the given computation is carried out.

Other similar computation models besides constraint programming are the one-way or two-way computation models such as the programming method based on spread sheets [Zanden 1992] or data flow machine [Yuba and Yamaguchi 1993]. In document [Zanden 1992], though multi-way constraints are handled, multi-way constraints that move freely without any limitations as given here cannot be handled. Also, the computation model described in the document [Zanden 1992] does not compute continuously from linkage analysis in a series. This is because of the difference in the adaptive target.

3. SOFTWARE CATEGORIZATION FOR APPLICABLE TARGETS

We need to categorize the software for preparing the applicable targets of this method. In document [Zanden 1992], the software is categorized into interactive applications and batch applications, and interactive applications is the applicable field.

In purple constraint solver, considering the applicability in both sides, although
 Metalogic Technical Paper, Vol. 1, No. 1, May 2011.

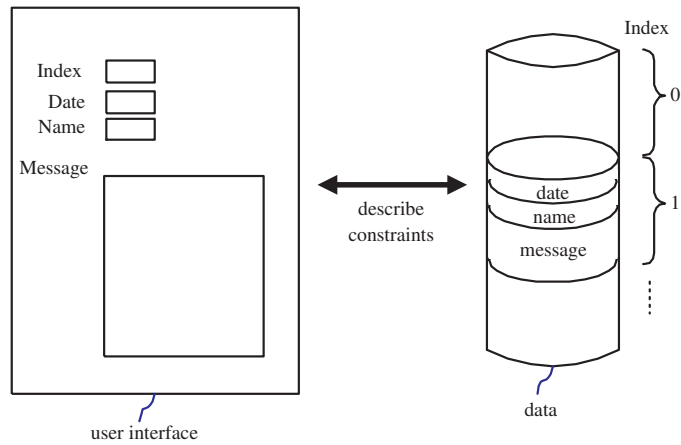


Fig. 3. Input and Stored Data of WEB application

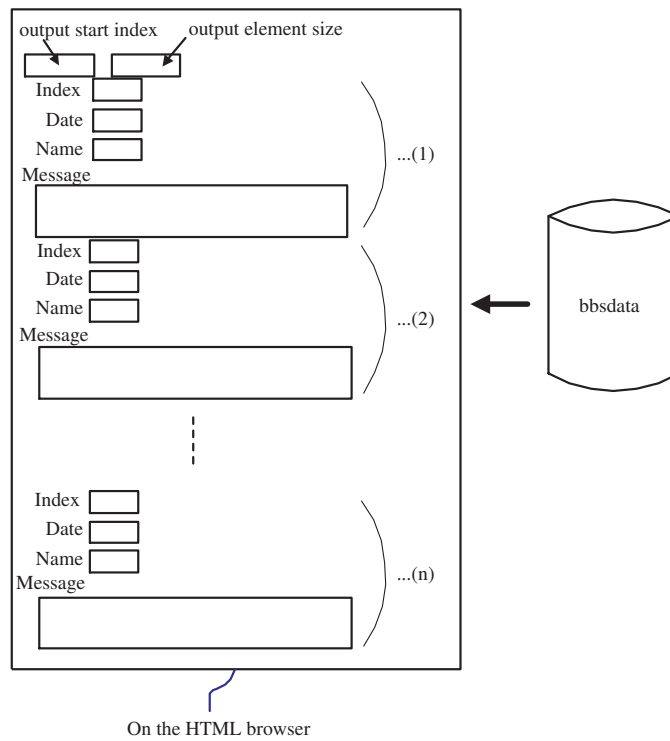


Fig. 4. HTML Output of WEB application

batch applications will be the main, there are some areas in which this method is not suitable. For this reason, we need some other scale to categorize.

The input/output structure of a simplified bulletin board format WEB application is shown in Figure 3 and Figure 4. For Input and output of an HTML system, HTML can be presumed as layout information and various parts or properties of the parts can be presumed as variables.

If we focus on the relation between the properties and the corresponding actual data variables, we can see that it has the same structure as the banking system. Not only in HTML, the structure is generally the same in GUI also and the printing for document output is also the same. The layout or the GUI operation itself can be separated as the framework so this method can use a wide range of user interface. If the HTTP protocol is handled as it is, the data and display cannot be handled two-way and HTML does not have any problem essentially because it can be separated into the data and layout. In document [Zanden 1992], the construction of a complex GUI is considered as a prerequisite and can be considered as a special case of this method. However, since the user interface used in the business system has a simple document base, it is much simpler.

Generally a business system consisting of a WEB system and a client server is made by integrating them through a network. Interface including a network can be abstracted as variables in the same way as a user interface so all the elements can be handled by this method for system development.

Consequently, it is clearly suitable in the following fields.

- (1) Business system
- (2) User interface (GUI)
- (3) WEB system, service program

On the other hand, this system is not suitable in some other applications not mentioned above. They are mainly computation processes for numerical computing. Computation processes include video and audio processing.

Here, the characteristics of an application are simply classified and the first is called “Data operational applications” while the later is called “Computational applications”. The type of program called data operational applications here does not have many computation processes but its core operations are the four arithmetical operations and data transforming and copying. As a result, in many cases, the relation between each data can be described as constraints in a simple way.

If we discuss more about classifications, we can consider the applications like the editor or word processor as computational applications. However, for example, many computational applications as evident from GUI can be incorporated as parts in the data operational applications.

Then, where should we include computation of the total of simple accounting computation problems shown in Figure 5.

If the solution is declarative in constraint programming, with Price, Number and SubTotal as the respective array variables, and their index is [1] to [4], the problem can be described with constraints shown in Figure 6. This is seen in a one of typical computational applications where the total is obtained from the constraint solver.

However, if the data processing is carried out in the actual business in the same way as the simplified banking system, in the current business system, the data is stored in the database and normally as the data is input continuously, the computation result is continuously updated. The problem is not the solution but since

Price	Number	Sub Total	
100	2	200	... [1]
200	3	600	... [2]
300	2	600	... [3]
50	3	150	... [4]
Total		1550	

Fig. 5. Simple Accounting Computation

$$\begin{aligned}
 total &= \sum_{i=1}^4 subtotal[i], \\
 subtotal[i] &= price[i] \times number[i], \\
 price[1] &= 100, price[2] = 200, \\
 price[3] &= 300, price[4] = 50, \\
 number[1] &= 2, number[2] = 3, \\
 number[3] &= 2, number[4] = 3
 \end{aligned}$$

Fig. 6. Constraints of Simple Accounting Computation

it needs to be solved continuously, differential computation is enabled. This is a common characteristic of a business system and is common in most of the data operational applications described here.

As a result, by linking the respective constraints C to the variables V , an approach depending on the variation of variables is possible like the simplified banking system and in this case, we can regard it as a one of data operational applications.

4. DESCRIPTION OF CONSTRAINTS

Although a solving method route deciding mechanism is not necessary in this model, it is necessary to prepare a solver to solve each of the constraints. If we consider the constraint to be an equality, the relation between the left side a and the right side b can be described as:

$$a = b$$

In executing it, if the left side a changes, the right side b has to change. But the way to determine the value of the right side b and whether the values of the variables included in the formula b can be determined or not depends on the structure of constraints and the condition at the time of execution. And since a and b can be abstract data structures or objects, they are not simple single variables.

Taking a sales order system as an example, if inventory a decreases, a meaning can be created that order list b increases. However, if the ordered product is cancelled, the order list b decreases and inventory a also returns to the original value. This kind of two-way computation is often required in solving constraints, but the computation methods are not necessarily simple.

The basic of this computational model lies in setting the constraints so that no inverse solution method takes place in solving problems. So, although it is not necessary to define inverse operations except when required, there are many cases where a solution method with no problem exists even though the problems cannot be handled mathematically. The constraints that do not have the definition of inverse operation are considered as one-way constraints.

The constraint condition with an implicit constraint solution method $y = f(x)$, for which the system can automatically prepare the constraint solution method, is described as:

$$[y = f(x)]$$

and the constraint condition with an explicit constraint solution method $y = f(x)$, for which the programmer indicates the constraint solution method, is described as:

$$[y = f(x)] \rightarrow [y = f(x); x = f^{-1}(y);]$$

As a result of this introduction, it becomes unnecessary for the left and right sides of the constraint to have relevance in the mathematical meaning. Although only a single-output is assumed here while solving the solution formula, there is no such limitation and there can be multi-output.

Because the functions $f()$ and $f^{-1}()$ are described with the conventional procedural programming, the free description efficiency of the procedural programming language can be built into the constraints. This makes it look as if describing the behavior of CPUs is indispensable just like the procedural programming language, but in fact, the essence of the overall course is well organized by the constraints as a result of localizing the procedural programming at just a part. It should be noted that by far the most excellent modularizing environment is presented as compared to the conventional procedural programming as it is not a business modularizing, but a data transformation modularizing and reusable rate is also high.

In case of the implicit constraint solution method, the solution method is the solution of the equation. In this case, it is taken for granted that mathematical or algebraic solution methods that are not simple need to be prepared, but as the tendency of general programming on computers of many business systems that include accounting computation, simple substitutions, easy addition, subtraction and string operations tend to be handled rather than mathematical problems, the formula transformation by means of simple transposition handling is sufficient.

Though it is also possible to handle increasing number of variables referred in the formula in case of multi-way computation, since data destination is mostly selected according to the computation result in business systems, if-then-else is introduced in the above computation formula and the conditions are diverted.

In this model, the necessary computations are achieved as a whole by combining the one-way, two-way and multi-way constraints in a complex way. Since this system applies mainly for business systems which achieve social structure simulation, the structure becomes very complex with various intertwined constraints. However, since the complex structure is the structure of the specifications of the business, nothing extra has to be considered at the time of describing the constraints.

Although operators or functions are necessary for matching and array operations in actual constraints descriptions, they need not necessarily be new and can be included above in $f(x)$.

5. PURPLE CONSTRAINT SOLVER

The above concept has been reconsidered and generalized. The behavior of most of the data operational applications such as business systems, etc. can be described

```

solver( V, T, C ) {
  S ← T
  while S ≠ ∅ {
    x ← ∃s ∈ S ... (1)
    Q ← ∀c ∈ C has
      some dependant values related to x
    while Q ≠ ∅ {
      ∃c ∈ Q is taken away to solve,
      ∀v ∈ V is adjusted to satisfy c. ... (2)
      S ← S ∪ adjusted ∀v
    }}}

```

Fig. 7. The Algorithms for Purple Constraint Solver

as follows.

- (1) All the data on the computer is in form of solved problems and the computer need not work as long as there are no changes in the data.
- (2) Appropriate processing is done when there is a change in the data and the problem is solved.
- (3) Returns to (1).

If we express this with constraints C and variables V , then (1) to (3) can be rewritten as follows.

- (1) All the constraints C are fulfilled and the computing machine is stopped till changes are added to the related variables $V_c \subset V_{all}$.
- (2) Constraint solving is executed when changed variables $T \subset V_c$ are generated and the value of variables $V_{cn} \subset T$ are adjusted till the various constraints C_n are satisfied.
- (3) Returns to (1).

This is handled as assumed operation.

One executable $\langle solver \rangle$ is executed only when $\langle form \rangle$ in the constraint,

$$[\langle form \rangle] \rightarrow [\langle solver 1 \rangle; \dots \langle solver n \rangle;]$$

are not approved and assignment of an executable $\langle solver \rangle$ is a prerequisite condition. There are no limitations as this condition satisfies the given constraint.

Furthermore, if we define the solver considering that data flow is assigned, the problem will be merely solving the constraint C_n related to variable V_{cn} unconditionally without considering order, and it becomes a simple algorithm as shown in Figure 7 where, overall variables V_{all} as V , all the variables of which value has changed as $T \subset V_c$ and all the constraints as C . However, S and Q are a set.

It is the users' responsibility to set the constraints so that they can be solved as shown in Figure 7 and when the algorithm becomes unexecutable in the middle it will be a programming error. However, since the operation order and constraint solving process are taken into account automatically by complete compliance in the design, actually assigned constraints will not end with contradictory or inefficient operations as long as there is no error.

The following three points should be noted here.

- The constraints used here are simple addition and subtraction constraints such as those in first simplified banking system, but the data flow is very important in many programs representative of the actual business systems and is made of many such simple addition and subtraction operations. Therefore, in many cases, the constraints are simple operations of formula transformation level and the methods for solving them are obtained for specific variables and the two-way or multi-way computations can be freely advanced.
- The operations for the elements in each set of the algorithm shown in Figure 7 can be processed concurrently and each procedure of the Figure 7 can also be executed in parallel. This computational model essentially has perfect parallelism.
- The complexity in this computational model is determined by the constraint solving procedure set by the user. Therefore the user can forecast and control the total complexity.

6. PROGRAMMING LANGUAGE RIPPLE

Programming Language RIPPLE implements a mathematical formula data structure in the functional programming language LISP, prepares the mechanism to convert the C-language style grammar into the S-expression as the front-end, and integrates it as a programming language having the algorithm in Figure 7 as its execution principle.

The reasons for selecting LISP in place of the existing constraints programming language are as follows.

- A complex constraint solver in the conventional sense of meaning is not necessary in the computation model of this article, and the elements necessary for implementing are only the symbolic processing for processing the formula.
- The constraint describing capacity increases by selecting a functional programming language, in fact it becomes limitless.

RIPPLE executes the programming of the LISP language through the S-expression conversion mechanism through command prompt inputs. Though registration of constraint conditions and functions and function calling are performed as the execution of the LISP language, execution of formula and constraint solution processing are performed through a function, which is the exclusive formula processing mechanism. The function creates a list of the variables whose constraint solution is required in executing it internally. Before displaying the ultimate return value, the constraint solution operation by means of Figure 7 is executed until its status gets stable on the basis of the variables list.

The description method of constraints is generalized and described as follows:

$$[[\langle \textit{matching variables} \rangle] \langle \textit{form} \rangle ;];$$

$$[[\langle \textit{matching variables} \rangle] \langle \textit{form} \rangle ;] \rightarrow [\langle \textit{solver 1} \rangle ; \dots \langle \textit{solver n} \rangle ;];$$

When an evaluation result of $\langle \textit{form} \rangle$ is not established for the constraint, that is, when the evaluation result is 0, *false*, or *nil*, $\langle \textit{solver} \rangle$ is selected and executed. The selection at the time when an evaluation result is not established is always one.

Any number of variables can be described in the $\langle \textit{matching variables} \rangle$. If a matching variable is included in evaluating $\langle \textit{form} \rangle$, the matching variable is handled as an arbitrary value, and the value that could be matched in evaluating $\langle \textit{form} \rangle$ is substituted. The arbitrary value can be referred to by referring to the same variable as to $\langle \textit{solver} \rangle$.

The array index number or the generalized index range can be given as an example of the main value to be substituted in the matching variable.

Simple accounting computations and simple WEB bulletin boards are implemented in RIPPLE, and response time for normal user interface is obtained at intervals of one second including the various overheads.

Though RIPPLE operates, it remains a programming language that is under development, and improvement in the percentage of completion as a programming language, permanence, application in system development by combining database systems and coordination with user interfaces still remain as problems. It is necessary to expand the scale of the development supporting setup.

Detailed information about the programming language RIPPLE is given in references [Fukui 2005; 2009].

7. CONCLUSION

This document has proposed a described programming paradigm with non declarative constraints, which is a computation model that achieves a balance between direct response to design method and program code and effective execution. Spectrum of the constraint solving algorithm is purple which is a simplified form of the conventional blue. This is achieved by specializing the target problem in to the data operational applications typified by a business system and using its properties.

With this, if the aspect is changed, following a structure which is different from the definition of the object oriented operators but also simpler, can be achieved. For instance, HTML output can be described by an addition structure as follows.

$$\begin{aligned} \textit{output_html} = & \text{“<HTML><BODY>”} + \\ & \text{“Date: ”} + \textit{date} + \text{“
”} + \text{“Name: ”} + \textit{name} + \text{“
”} + \\ & \text{“Message
”} + \textit{message} + \text{“
”} + \text{“</BODY></HTML>”} \end{aligned}$$

Since this is a constraint, the $\textit{output_html}$ is corrected to the minimum with the simple mechanism of this document whenever the variables \textit{date} , \textit{name} and $\textit{message}$ are changed.

The potential of this computation model can be illustrated as follows.

- (1) It is not necessary to close this model within a specific computing machine and can be operated seamlessly as a computation mechanism in one of the distributed computing features.
- (2) From the above it can be seen that this model can handle the entire system. It will also handle the system even if partially used and will always correspond to the design method.

REFERENCES

FREEMAN-BENSON, B., MALONEY, J., AND BORNING, A. 1990. An incremental constraint solver. *Commun. ACM* 33, 1, 54–62.

- FUCHI, K.ED., MIZOGUCHI, F., FURUKAWA, K., AND LASSEZ, J. 1989. *Constraint Logic Programming*. Kyoritsu Publication, Tokyo, Japan.
- FUKUI, T. 2005. *Constraint-based solution method, constraint-based solver and constraint-based solution system*. Number WO 2005/071609 A1. PCT publication, WIPO.
- FUKUI, T. 2009. *Constraint-based solution method, constraint-based solver and constraint-based solution system*. Number 7,499,764. U.S.Patent.
- HAYASHI, M. 1995. *System Analysis and Designing Technique for DOA and RAD*. SRC, Tokyo, Japan.
- HORIUCHI, H. 1988. *Data Oriented System Designing*. Ohmsha, Tokyo, Japan.
- IDA, T., Ed. 1989. *New Programming Paradigm*. Kyoritsu Publication, Tokyo, Japan.
- IDA, T. AND TANAKA, J., Eds. 1990. *Sequel New Programming Paradigm*. Kyoritsu Publication, Tokyo, Japan.
- MARRIOTT, K. AND STUCKEY, P. J. 1998. *Programming with Constraints*. The MIT Press, London, England.
- SANNELLA, M. 1994. Skyblue: A multi-way local propagation constraint solver for user interface construction. *ACM Symposium on User Interface Software and Technology*, 137–146.
- SANNELLA, M., MALONEY, J., FREEMAN-BENSON, B., AND BORNING, A. 1993. Multi-way versus one-way constraints in user interfaces: Experience with the deltablue algorithm. *Softw., Pract. Exper.* 23, 5 (may), 529–566.
- SUZUKI, T. AND TOKUDA, T. 2001. The deltaup constraint solver: minimizing the number of method selections in deltablue. *Softw., Pract. Exper.* 31, 1351–1361.
- WALSH, T., Ed. 2000. *Principles and Practice of Constraint Programming - CP 200x*. Springer, Berlin, Germany.
- YUBA, T. AND YAMAGUCHI, Y. 1993. *Datadriven Parallel Computer*. Ohmsha, Tokyo, Japan.
- ZANDEN, B. V. 1992. *An Active-Value-Spreadsheet Model for Interactive Languages*. In *Languages for Developing User Interfaces*, Brad Myers, ed. Jones and Bartlett Publishers, Boston, MA, pp.183-210.
- ZANDEN, B. V. 1996. An incremental algorithm for satisfying hierarchies of multiway dataflow constraints. *ACM Trans. Program. Lang. Syst.* 18, 1, 30–72.

