

# Law of the leading digits and the ideological struggle for numbers

T. A. Mir\*

Nuclear Research Laboratory,  
Astrophysical Sciences Division, Bhabha Atomic Research Centre,  
Srinagar-190 006, Jammu and Kashmir, India  
\*taarik.mir@gmail.com

## 1. Abstract

*Benford's law states that occurrence of significant digits in many data sets is not uniform but follows a logarithmic distribution such that the smaller digits appear as first significant digits more frequently than the larger ones. We investigate the country-wise adherent distribution of seven major world religions i.e. Christianity, Islam, Buddhism, Hinduism, Sikhism, Judaism and Bah'ism to see if the proportion of the leading digits conform to the Benford's law. We found that the adherent data on all the religions, except Christianity, excellently conform to the Benford's law. Further, unlike data on Christianity, the significant digit distribution of the three major Christian denominations Catholicism, Protestantism and Orthodoxy obey the law. The study indicates that Benford's law can be used as a statistical tool to test the integrity of the available world religion adherent data which is bound to be suspicious due to infancy of religious demography research.*

## 2. Keywords

Benford's law; religion; adherents

## 3. Introduction

In our daily life we come across huge sets of numbers generated by different human and natural activities. What could be common between two seemingly unrelated data sets like the size of files stored on a computer and the geographical area of the countries? A casual reply would be nothing. But according to Benford's law the occurrence of significant digits of many data sets tend to converge to a logarithmic distribution.<sup>1</sup> The first significant digit is the first non-zero digit on the extreme left of a number like 5 for 521 and 1 for 0.0184 respectively. The Benford's law is a result

of curious observation of Simon Newcomb that the initial pages of the logarithmic tables are more worn out than the later ones indicating that people look more often for numbers with smaller first non-zero digits.<sup>2</sup> The observation was popularized by Frank Benford (hence the name Benford law) who analyzed a large number of unrelated data sets collected from diverse fields e.g., the physical constants, the atomic and molecular masses, the areas of countries and length of rivers etc, and concluded that the distribution of first significant digits in all his data sets follow a logarithmic distribution.<sup>1</sup>

$$P(d) = \log_{10}\left(1 + \frac{1}{d}\right), d = 1, 2, 3, \dots, 9 \quad (1)$$

where  $P(d)$  is the probability of a number having the first non-zero digit  $d$ . Equation (1) is the mathematical form of Benford's law which is also known as a first digit law or law of the leading digits. According to equation (1), in a given data set the probability of a certain digit to be first significant digit decreases logarithmically as the value of the digit increases from 1 to 9. Thus digit 1 appears as the first significant digit about 30% times, digit 2 about 17% times and similarly 9 appears about 4% times. This is in stark contrast to the equal probability of about  $\frac{1}{9} = 11\%$  for each digit from 1 to 9 if all are equally likely to occur as the first significant digit.

The apparent simplicity of the equation (1) is a doubly edged sword. On one hand, despite many of its properties like base and scale invariance being unraveled,<sup>3,4</sup> over more than a century after its discovery a complete explanation of the Benford's law has remained elusive.<sup>5</sup> On the other hand increasing number of data sets from unrelated phenomena have been tested to conform to this law with high statistical accuracy. After remaining obscure for decades, the law is finding wide spread applications. In economics its applications range from detecting the fraudulent data submitted by the companies,<sup>6</sup> verifying the reliability of macroeconomic data of the countries<sup>7</sup> to the determination of winning bids in e-Bay auctions.<sup>8</sup> In physics the law has been successfully applied to physical constants,<sup>9</sup> atomic spectra,<sup>10</sup> decay width of hadrons,<sup>11</sup> depth of earthquakes<sup>12</sup> and mantissa distribution of pulsars.<sup>13</sup> The law has been utilized in biological sciences to check the veracity of the data on clinical trials and discovery of drugs,<sup>14,15</sup> study of diseases and genes.<sup>16</sup> The law is used in optimizing the size of computer files,<sup>17</sup> enhancing the computing speed<sup>18</sup> and appearance of numbers on the internet.<sup>19</sup> On the social sciences front the law has been used to detect election frauds and anomalies.<sup>20</sup>

We show the applicability of the Benford's law to the field of religious demography. Though very important, the research on religious demography is still in infancy and inconsistency of world religion adherent data can not be ruled out completely. Besides reshaping the social landscape, the changing religious demographics are also affecting the political decisions of various countries. To prevent problems like making a flawed decision due to use of some erroneous data it is the obligation of researchers to reassure the policy makers about the quality of the data. We analyse the avail-

abe data on the country-wise adherent distribution of seven major world religions Christianity, Islam, Buddhism, Hinduism, Sikhism, Judaism and Baha'ism. We find that country-wise adherent data on all religions except Christianity follow Benford's law. We also reveal the validity of Benford's law on Catholicism, Protestantism and Orthodoxy, the three major denominations of Christianity.

#### 4. Data

Due to the developmental stage of the religious demography research, obtaining the complete data on distribution and number of adherents of a particular faith from a single source is quite difficult. The Wikipedia combines the available data from different sources like the CIA World Factbook, US State Department's International Religious Freedom Report, Pew Research Center, Adherents.com, Joshua Project etc to arrive at comprehensive data tables for the country-wise adherent distribution of major world religions. The data for country-wise number of muslims are taken from Pew Research Center study on the size and distribution of world's muslim population.<sup>21,22</sup> The number of adherents of Baha'i faith in each country is based on the 2005 estimates of World Christian Database as reported in The Association of Religion Data Archive (ARDA)<sup>23</sup>.

##### 4.1. Data analysis and Results

The detailed statistical analysis of the country-wise adherent distribution is shown in Tables 1, 2 and 3. The  $N_{Obs}$ , observed counts as first significant digit, for digits 1 to 9 are shown for each case in cloumns. We also show  $N_{Ben}$ , the corresponding counts (in brackets) for each digit as predicted by Benford's law

$$N_{Ben} = N \log_{10} \left( 1 + \frac{1}{d} \right) \quad (2)$$

along with the root mean square error ( $\Delta N$ ) calculated from the binomial distribution<sup>11</sup>

$$\Delta N = \sqrt{NP(d)(1 - P(d))} \quad (3)$$

where  $N$  is the total number of observed counts for each religion. For example, as shown in Column 2 of Table 1, the adherents of Christianity are reported in 205 territories.<sup>24</sup> The observed count for digit 1 as first significant digit is 50 whereas the expected count from Benford's law is 61.7 with an error of about 6.6. To evaluate the degree of agreement between the observed and expected first digit distributions let us first write the *Null Hypothesis:  $H_O$*  that the observed distribution of the first significant digit in each of the case we consider is same as expected on the basis of Benford's law. To test the null hypotheis we carry out the Pearson's  $\chi^2$  test.

$$\chi^2(n - 1) = \sum_{i=1}^n \frac{(N_{Obs} - N_{Ben})^2}{N_{Ben}} \quad (4)$$

In our case  $n = 9$  which means we have  $n - 1 = 8$  degrees of freedom. Under 95% confidence level (CL)  $\chi^2(8)=15.507$  which is the critical value for acceptance or rejection of null hypothesis. If the value of the calculated  $\chi^2$  is less than the critical value then we accept the null hypothesis and conclude that the data fits the Benford's law.

Christianity has the largest number of adherents spread across 205 countries (Column 2). The  $\chi^2=16.419$  (the last row of Table 1) is larger than  $\chi^2(8) = 15.507$  and thus forcing us to reject the null hypothesis indicating in turn that the data on the country-wise adherent distribution of Christianity does not follow the Benford's law. We further checked the behaviour of three largest Christian denominations Catholicism (197 countries),<sup>25</sup> Protestantism (171 countries)<sup>26</sup> and Orthodoxy (42 countries)<sup>27</sup> as shown in Columns 3, 4 and 5. Surprisingly their respective  $\chi^2$  values 10.143, 5.208, 6.946 turn out to be lower than  $\chi^2(8) = 15.507$  and hence null hypothesis must be accepted. In column 6 we show the counts of significant digits of muslim populations from 184 countries as reported in a comprehensive demographic study of muslims conducted by Pew Research Center.<sup>21,22</sup> The Pearson's  $\chi^2 = 10.646$  is well below the critical value of 15.507 and null hypothesis is accepted. In Table 2 we show the data on Baha'ism (175 countries),<sup>23</sup> Buddhism (129 countries),<sup>28</sup> Hinduism (97 countries),<sup>29</sup> Sikhism (47 countries)<sup>30</sup> and Judaism (107 countries).<sup>31</sup> The smaller values of Pearson's  $\chi^2$  make the null hypothesis acceptable and hence Benford's law describes the distribution of significant digits in each case. The Wikipedia table on Buddhism shows two values for number of adherents for some countries. Accordingly we consider both the situations taking into account the lower and the upper values separately. When smaller values are counted for the Buddhism (not shown here), the Pearson's  $\chi^2$  6.633 turns out to be smaller than the critical value. The lowest value of  $\chi^2$  1.786 occurs for Buddhism when only the larger values are considered for countries where two values are given. Further, although the sample size of the adherent data on Sikhism is quite small, reported only in 47 countries, the  $\chi^2 = 6.863$  indicates that Benford's law upholds. Finally in Table 3 we sum up the number of counts for significant digits appearing in the adherent data sets on all the religions considered in our study. The Pearson's  $\chi^2=7.310$  being smaller than the critical value 15.507 shows that Benford's law describes the adherent data of major world religions with a reasonable accuracy. The results reported in the tables can readily be appreciated from figures 1, 2 and 3. It can be seen that the occurrence of the significant digits in country-wise adherent distribution of religions closely resembles those predicted by Benford's law. In case of any major deviations from the predictions of Benford's law, the distributions as shown in figures could hardly be revealed. Particularly from Fig. 3 it is clear that agreement of the observed proportion of occurrence of significant digits for all the religions to those predicted by Benford's is excellent.

Table 1: The significant digit distribution of country-wise Christian, Catholic, Protestant, Orhthodox and Muslim populations

First Digit	Christian (205)	Catholic (197)	Protestant (171)	Orhthodox (42)	Muslim (184)
1	50 (61.7±6.6)	47 (59.3±6.4)	48 (51.5±6.0)	12 (12.6±3.0)	60 (55.4±6.2)
2	30 (36.1±5.4)	34 (34.7±5.3)	25 (30.1±5.0)	5 (7.3±2.5)	43 (32.4±5.2)
3	29 (25.6±4.7)	31 (24.6±4.6)	26 (21.4±4.3)	7 (5.2±2.1)	21 (23.0±4.5)
4	27 (19.9±4.2)	18 (19.1±4.1)	15 (16.6±3.9)	3 (4.1±2.0)	13 (17.8±4.0)
5	14 (16.2±3.9)	19 (15.6±3.8)	18 (13.5±3.5)	4 (3.3±1.7)	7 (14.6±3.7)
6	15 (13.7±3.6)	10 (13.2±3.5)	10 (11.4±3.3)	4 (2.8±1.6)	11 (12.3±3.4)
7	18 (11.8±3.3)	10 (11.4±3.3)	9 (9.9±3.0)	5 (2.4±1.5)	13 (10.7±3.2)
8	6 (10.5±3.1)	15 (10.1±3.1)	12 (8.7±2.9)	2 (2.1±1.4)	10 (9.4±3.0)
9	16 (9.4±3.0)	13 (9.0±2.9)	8 (7.8±2.7)	0 (1.9±1.3)	6 (8.4±2.8)
<b>Pearson <math>\chi^2</math></b>	<b>16.419</b>	<b>10.143</b>	<b>5.208</b>	<b>6.946</b>	<b>10.646</b>

Table 2: The significant digit distribution of country-wise Bhah'i, Buddhist, Hindu, Sikh and Jewish populations

First Digit	Bhah'i (175)	Buddhist (129)	Hindu (97)	Sikh (47)	Jew (107)
1	61 (52.9±6.1)	38 (38.8±5.2)	26 (29.2±4.5)	12 (14.1±3.1)	42 (32.2±4.7)
2	35 (30.8±5.0)	21 (22.7±4.3)	16 (17.1±3.7)	11 (8.3±2.6)	13 (18.8±4.0)
3	20 (21.9±4.4)	15 (16.1±3.7)	12 (12.1±3.2)	6 (5.9±2.3)	15 (13.4±3.4)
4	11 (16.9±3.9)	15 (12.5±3.4)	10 (9.4±2.9)	2 (4.5±2.0)	6 (10.4±3.1)
5	10 (13.8±3.6)	10 (10.2±3.1)	8 (7.7±2.6)	5 (3.7±1.8)	12 (8.5±2.8)
6	16 (11.7±3.3)	8 (8.6±2.8)	11 (6.5±2.5)	1 (3.1±1.7)	7 (7.2±2.6)
7	9 (10.1±3.1)	10 (7.5±2.6)	3 (5.6±2.3)	5 (2.7±1.6)	6 (6.2±2.4)
8	5 (8.9±2.9)	7 (6.6±2.5)	3 (5.0±2.1)	2 (2.4±1.5)	3 (5.5±2.3)
9	8 (8.0±2.8)	5 (6.0±2.4)	8 (4.4±2.0)	3 (2.1±1.4)	3 (4.9±2.2)
<b>Pearson <math>\chi^2</math></b>	<b>8.648</b>	<b>1.786</b>	<b>8.45</b>	<b>6.863</b>	<b>10.158</b>

Table 3: The significant digit distribution of country-wise adherents of all religions

First Digit	1	2	3	4	5	6	7	8	9	Total
$N_{Obs}$	289	169	118	84	66	69	64	36	49	<b>944</b>
$N_{Ben}$	284.2	166.2	117.9	91.5	74.7	63.2	54.7	48.3	43.2	
Error	14.1	11.7	10.2	9.1	8.3	7.7	7.2	6.8	6.4	
<b>Pearson <math>\chi^2</math></b>										<b>7.766</b>

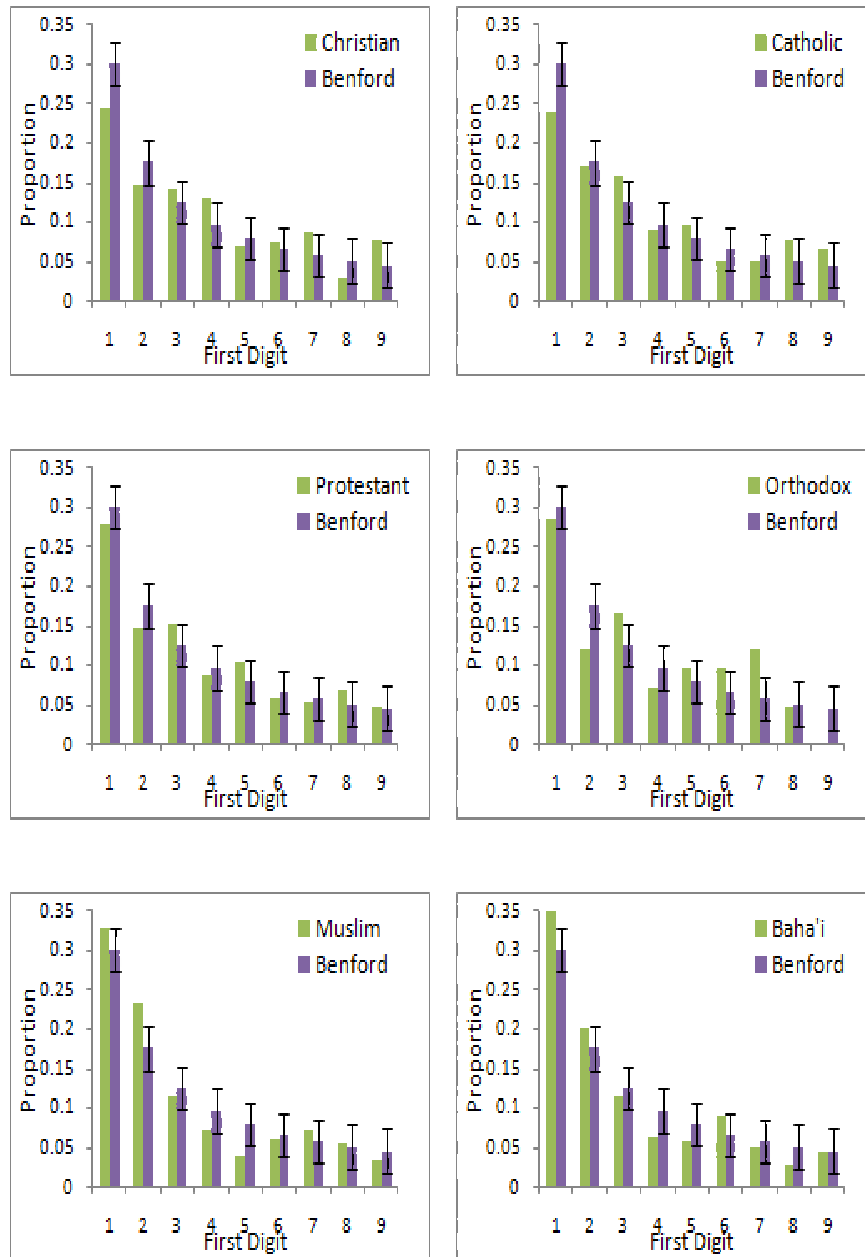


Fig. 1: Observed and Benford distribution of significant digits for country-wise adherents of Christianity, its three major denominations i.e. Catholicism, Protestantism and Orthodoxy, Islam and Baha'ism

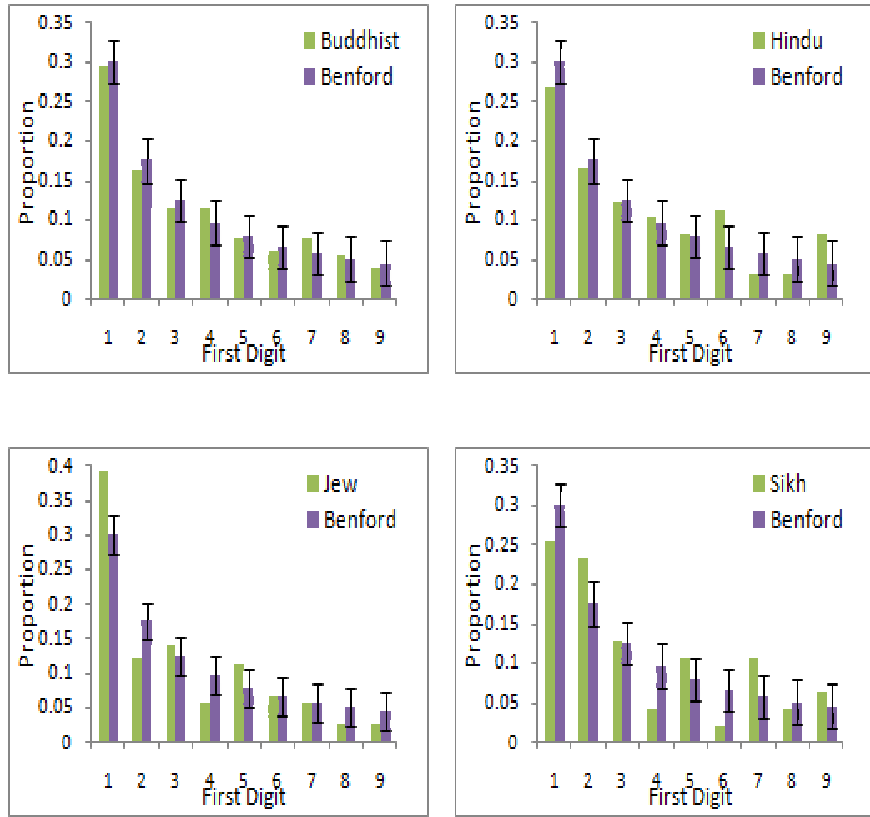


Fig. 2: Observed and Benford distribution of significant digits for country-wise adherents of Buddhism, Hinduism, Judiasim and Sikhism

### 5. Discussion

Despite being a key social attribute and the largest scale phenomemon involving people beyond the geographical boundaries of countries, the adherence to a religion, has received relatively less scientific attention.<sup>32</sup> Further, religion being a dominant force for both cohesion and conflict,<sup>33</sup> when it comes to the scientific study of religions the most debated question, having serious social and political consequences, is the estimation of size distribution of different religious groups.<sup>22,34,35</sup> Studies have shown that the growth dynamics of religious activities are similar to those found in economic and scientific activities.<sup>36</sup> The adherent distribution of major world religions have been shown to obey Zipf's and Pareto distributions and their evolution has been described using the same equations as for crystallization process.<sup>37,38</sup> A recent mathematical model has predicted the extinction of religion for societies in

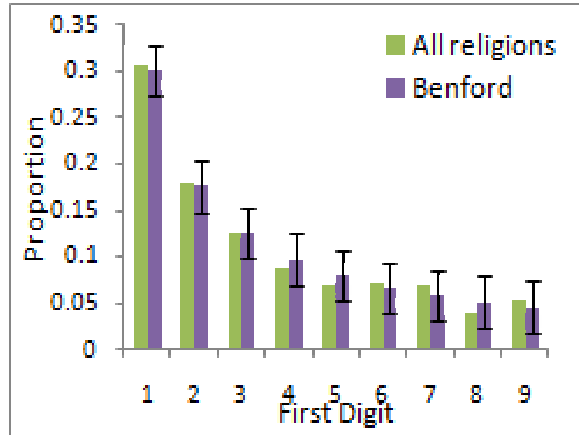


Fig. 3: Observed and Benford distribution of significant digits for country-wise adherents of all religions

which the perceived utility of not adhering is greater than the utility of adhering.<sup>39</sup> Here we have shown that populations of major world religions follow Benford's law. It is worthwhile to mention here that Benford's original paper used data on population size of U.S. towns to check the accuracy of his observation.<sup>1</sup> Later on the population of the 198 countries of world have been shown to follow the first digit law.<sup>40</sup> However, being undertaken by the individual governments, the census estimates of the total populations of countries are expected to be reliable. Same is not true for the estimates of adherents of different religions. Several religions compete with each other to increase the number of their adherents. Such followers can either be converted from one religion to another or become followers of a particular religion though previously being associated with none.<sup>41</sup> This continuous evolution of religions puts serious restraints on determining the exact number of adherents of a particular religion, a task which is further complicated due to government favour to state religions in certain countries, government restriction on religious census or biased data from different religious associations for political propaganda.<sup>42</sup> Thus data on religious demographics are bound to be suspicious and must be subjected to scientific scrutiny for any alterations.

In the light of these issues Benford's law can be a useful statistical tool for testing the integrity of the religion adherent data. The law holds for those data sets in which the occurrence of numbers is free from any restrictions. It has been shown that manipulated, unrelated or fabricated numbers usually do not follow Benford's law, partly because of most peoples misconceptions of randomness and real data distributions.<sup>43</sup> Significant deviations from the Benford distribution may indicate fraudulent or corrupted data.<sup>44</sup>



In our study we observed that when considered as a single group, the adherent data on Christianity does not follow Benford's law thereby raising doubts about the quality of the Wikipedia data available on the number of Christian adherents. The deviation could arise from the incorrect method used or erroneous grouping of data from different sources in Wikipedia. It could also be attributed to the overestimation of Christian populations in certain countries, a fact known to be a major drawback of the World Christian Database. Further hints on overestimation of adherents by the most prominent religions has also been found in [40]. The absence of a single religion database has forced many people including scholars to turn to Wikipedia for information on major world religions. But Wikipedia lacks sufficient academic rigor and consistency.<sup>22</sup> However, the prevalence of the Benford's law in the adherent data on three largest Christian denominations, Buddhism, Hinduism, Sikhism, Judaism and Baha'ism infuses some confidence in quality of the data available on Wikipedia and the method employed to collect and combine the data from different sources to arrive at these comprehensive adherent data tables. Nevertheless we express our intention to carry out a Benford analysis of the World Christian Database (WCD),<sup>45</sup> a more reliable and extensive source of information on religions used in other scientific studies. Now in the last decade, muslim societies have generated considerable public interest and their population has come under increased scrutiny.<sup>21,22</sup> There are varying estimates of the size of world's muslim population. We analysed the estimates of the global muslim population reported in the most recent study done by the Pew Research Center and found a reasonable agreement to the Benford's law which in turn indicates the reliability of this demographic survey. The validity of the Benford's law for adherent distribution of major world religions is a further hint that universal growth mechanisms might exist which can give rise to general laws independent of the particular details of the systems.<sup>36</sup>

## 6. Conclusion

The religions are the largest scale phenomena which have a bearing on social, economical and political behaviour of their adherents. We applied, for the first time, Benford's law to assess the quality of the data on the adherent distribution of seven major world religions. We found that except Christianity, the adherent data of Islam, Hinduism, Buddhism, Sikhism, Judaism and Baha'ism follow Benford's law. Irrespective of path taken by a religious group to attain a certain state of complexity its macroscopic behaviour satisfies the simple law of leading digits.

## References

1. F. Benford, Proc. Am. Phil. Soc., 78, 551 (1938)
2. S. Newcomb, Am. J. Math, 4, 39 (1881)
3. T. P. Hill, Proc. Am. Math. Soc., 123(3), 887 (1995)
4. T. P. Hill, Statistical Science, 10(4), 354 (1995)
5. A. Berger and T. P. Hill, The Mathematical Intelligencer, 33(1) (2011)

6. M. J. Nijrini, The J. Am. Tax. Assoc., 18, 72 (1994)
7. J. Nye and C. Moul, B. E. Journal Macroeconomics, 7(1), art. 17 (2007)
8. D. E. Giles, App. Econ. Lett., 14, 157 (2007)
9. J. Burke and E. Kincanon, Am. J. Phys., 59, 952 (1991)
10. J. C. Pain, Phys. Rev. E, 77, 012102 (2008)
11. L. Shao and B. Q. Ma, Mod. Phys. Lett. A, 24, 3275 (2009)
12. M. Sambridge et al., Geo. Phys. Res. Lett. A, 37, L22301 (2010)
13. L. Shao and B. Q. Ma, Astparticle Phys., 592 (2010)
14. T. W. Beer, J. Clinical Pathology, 62, 192 (2009)
15. M. Orita et al., Drug Discovery Today, 15, 328 (2010)
16. J. L. Hernandez Caceres et al., El. J. Biomedicine, 1, 27 (2008)
17. J. L. Barlow and E. H. Bareiss, Computing, 34, 325 (1984)
18. P. Schatte, J. Inf. Proc. Cyber., EIK24, 443 (1988)
19. S. N. Dorogovtsev et al., Physica A, 360, 548 (2006)
20. W. R. Mebane, Jr., Prespective on Politics, 2, 525 (2004), Chance, 23, 6 (2010)
21. Mapping the Global Muslim Population: A Report on the Size and Distribution of the World's Muslim Population, Pew Research Center (2009), <http://pewforum.org/docs/?DocID=450>
22. Brian. J. Grim and Becky Hsu, Interdispelary J. Res. Religion, 7, 1, (2011)
23. Most Baha'i Nations (2005), available at [http://www.thearda.com/QuickLists/QuickList\\_40c.asp](http://www.thearda.com/QuickLists/QuickList_40c.asp)
24. Christianity by country accessed on 17 Feb 2011, available at [http://en.wikipedia.org/wiki/Christianity\\_by\\_country](http://en.wikipedia.org/wiki/Christianity_by_country)
25. Catholic Church by country accessed on 21 Feb 2011, available at [http://en.wikipedia.org/wiki/Catholic\\_by\\_country](http://en.wikipedia.org/wiki/Catholic_by_country),
26. Protestantism by country accessed on 19 Feb 2011, available at [http://en.wikipedia.org/wiki/Protestantism\\_by\\_country](http://en.wikipedia.org/wiki/Protestantism_by_country)
27. Orthodoxy by country accessed on 19 Feb 2011, available at [http://en.wikipedia.org/wiki/Orthodoxy\\_by\\_country](http://en.wikipedia.org/wiki/Orthodoxy_by_country)
28. Buddhism by country accessed on 19 Feb 2011, available at [http://en.wikipedia.org/wiki/Buddhism\\_by\\_country](http://en.wikipedia.org/wiki/Buddhism_by_country)
29. Hinduism by country accessed on 19 Feb 2011, available at [http://en.wikipedia.org/wiki/Hindusim\\_by\\_country](http://en.wikipedia.org/wiki/Hindusim_by_country)
30. Sikhism by country accessed on 19 Feb 2011, available at [http://en.wikipedia.org/wiki/Sikhism\\_by\\_country](http://en.wikipedia.org/wiki/Sikhism_by_country)
31. Judaism by country accessed on 19 Feb 2011, available at [http://en.wikipedia.org/wiki/Judaism\\_by\\_country](http://en.wikipedia.org/wiki/Judaism_by_country)
32. T. M. Johnson and D. B. Barrett, Futures, 36, 947 (2004)
33. Brian. J. Grim et. al, AAPOR, ASA Section on Survey Research Methods, (2006)
34. The List:World's fastest-growing religions, Foreign Policy Magazine, May 14 (2007)

35. B. Hsu et al., *J. Scientific Study of Religion*, 47(4), 678 (2008)
36. S. Picoli, Jr. and R. S. Mendes, *Phy. Rev. E*, 77, 03610 (2008)
37. M. Ausloos and F. Petroni, *Europhys. Lett.*, 77, 38002 (2007), *Physica A*, 388, 4438 (2009)
38. M. Ausloos, arXiv:1103.5382, *Proc. First Interd. CHES Interactions Conference*, C. Rangacharyulu and E. Haven (World Scientific, Singapore), 157, (2010),
39. D. M. Abrams et al., arXiv:1012.1375
40. F. Sandron, *Population* 57e anne, n4-5, 755-761 (2002)
41. N. K. Vitano et al., *Physica A*, 389, 4970 (2010)
42. US State Departments 2003 annual International Religious Freedom Report, available at [www.state.gov/g/drl/rls/irf](http://www.state.gov/g/drl/rls/irf).
43. T. P. Hill, *Chance*, 12, 27(1999)
44. M. J. Nijrini and L. J. Mittermaier, *Auditing: J. Pract. Theory*, 16, 52 (1997)
45. D. Barrett and T. Johnson, *World Christian Trends*, William Carey Library, (2001)