

Optimal Constraints on Local Primordial Non-Gaussianity from the Two-Point Statistics of Large-Scale Structure

Nico Hamaus,^{1,*} Uroš Seljak,^{1,2,3} and Vincent Desjacques¹

¹*Institute for Theoretical Physics, University of Zurich, 8057 Zurich, Switzerland*

²*Physics Department, Astronomy Department and Lawrence Berkeley National Laboratory, University of California, Berkeley, California 94720, USA*

³*Ewha University, Seoul 120-750, S. Korea*

(Dated: March 21, 2019)

One of the main signatures of primordial non-Gaussianity of the local type is a scale-dependent correction to the bias of large-scale structure tracers such as galaxies or clusters, whose amplitude depends on the bias of the tracers itself. The dominant source of noise in the power spectrum of the tracers is caused by sampling variance on large scales (where the non-Gaussian signal is strongest) and shot noise arising from their discrete nature. Recent work has argued that one can avoid sampling variance by comparing multiple tracers of different bias, and suppress shot noise by optimally weighting halos of different mass. Here we combine these ideas and investigate how well the signatures of non-Gaussian fluctuations in the primordial potential can be extracted from the two-point correlations of halos and dark matter. On the basis of large N -body simulations with local non-Gaussian initial conditions and their halo catalogs we perform a Fisher matrix analysis of the two-point statistics. Compared to the standard analysis, optimal weighting- and multiple-tracer techniques applied to halos can yield up to one order of magnitude improvements in f_{NL} -constraints, even if the underlying dark matter density field is not known. In this case one needs to resolve all halos down to $10^{10}h^{-1}M_{\odot}$ at $z = 0$, while with the dark matter this is already achieved at a mass threshold of $10^{12}h^{-1}M_{\odot}$. We compare our numerical results to the halo model and find satisfactory agreement. Forecasting the optimal f_{NL} -constraints that can be achieved with our methods when applied to existing and future survey data, we find that a survey of $50h^{-1}\text{Gpc}^3$ volume resolving all halos down to $10^{11}h^{-1}M_{\odot}$ at $z = 1$ will be able to obtain $\sigma_{f_{\text{NL}}} \sim 1$ (68% cl), a factor of ~ 20 improvement over the current limits. Decreasing the minimum mass of resolved halos, increasing the survey volume or obtaining the dark matter maps can further improve these limits, potentially reaching the level of $\sigma_{f_{\text{NL}}} \sim 0.1$. This precision opens up the possibility to distinguish different types of primordial non-Gaussianity and to probe inflationary physics of the very early Universe.

PACS numbers: 98.80.-k, 98.62.-g, 98.65.-r

I. INTRODUCTION

A detection of primordial non-Gaussianity has the potential to test today's standard inflationary paradigm and its alternatives for the physics of the early Universe. Measurements of the CMB bispectrum furnish a direct probe of the nature of the initial conditions (see, e.g., [1–5] and references therein), but are limited by the two-dimensional nature of the CMB and its damping on small scales. However, the non-Gaussian signatures imprinted in the initial fluctuations of the potential gravitationally evolve into the large-scale structure (LSS) of the Universe, which can be observed in all three dimensions and whose statistical properties can be constrained with galaxy clustering data (for recent reviews, see [6, 7]).

One of the cleanest probes is the galaxy (or, more generally, any tracer of LSS including clusters, etc.) two-point correlation function (in configuration space) or power spectrum (in Fourier space), which develops

a characteristic scale-dependence on large scales in the presence of primordial non-Gaussianity of the local type [8]. The power spectrum picks up an additional term proportional to $f_{\text{NL}}(b_{\text{G}} - 1)$, where b_{G} is the Gaussian bias of the tracer and f_{NL} a parameter describing the strength of the non-Gaussian signal. However, the precision to which we can constrain f_{NL} is limited by sampling variance on large scales: each Fourier mode is an independent realization of a (nearly) Gaussian random field, so the ability to determine its rms-amplitude from a finite number of modes is limited. Recent work has demonstrated that it is possible to circumvent sampling variance by comparing two different tracers of the same underlying density field [9–12]. The idea is to take the ratio of power spectra from two tracers to (at least partly) cancel out the random fluctuations, leaving just the signature of primordial non-Gaussianity itself.

Another important limitation arises from the fact that galaxies are discrete tracers of the underlying dark matter distribution. Therefore, with a finite number of observable objects, the measurement of their power spectrum is affected by shot noise. Assuming galaxies are sampled from a Poisson process, this adds a constant contribution

* hamaus@physik.uzh.ch

to their power spectrum, it is given by the inverse tracer number density $1/\bar{n}$. This is particularly important for massive tracers such as clusters, since their number density is very low. Yet they are strongly biased and therefore very sensitive to a potential non-Gaussian signal. Recent work has demonstrated the Poisson shot noise model to be inadequate [13–15]. In particular, [13, 14] have shown that a mass-dependent weighting can considerably suppress the stochasticity between halos and the dark matter and thus reduce the shot noise contribution. In view of constraining primordial non-Gaussianity from LSS, this can be a very helpful tool to further reduce the error on f_{NL} .

Both of these methods (sampling variance cancelation and shot noise suppression) have so far been discussed separately in the literature. In this paper we combine the two to derive optimal constraints on f_{NL} that can be achieved from two-point correlations of LSS. We show that dramatic improvements are feasible, but we do not imply that two-point correlations achieve optimal constraints in general: further gains may be possible when considering higher-order correlations, starting with the bispectrum analysis [16] (three-point correlations).

This paper is organized as follows: Sec. II briefly reviews the impact of local primordial non-Gaussianity on the halo bias, the calculation of the Fisher information content on f_{NL} from two-point statistics in Fourier space is presented in Sec. III. In Sec. IV we apply our weighting- and multi-tracer methods to dark matter halos extracted from a series of large cosmological N -body simulations and demonstrate how we can improve the f_{NL} -constraints. These results are confronted with the halo model predictions in Sec. V before we finally summarize our findings in Sec. VI.

II. NON-GAUSSIAN HALO BIAS

Primordial non-Gaussianity of the local type is usually characterized by expanding Bardeen’s gauge-invariant potential Φ about the fiducial Gaussian case. Up to second order, it can be parametrized by the mapping [17–20]

$$\Phi(\mathbf{x}) = \Phi_{\text{G}}(\mathbf{x}) + f_{\text{NL}}\Phi_{\text{G}}^2(\mathbf{x}), \quad (1)$$

where $\Phi_{\text{G}}(\mathbf{x})$ is an isotropic Gaussian random field and f_{NL} a dimensionless phenomenological parameter. Ignoring smoothing (we will consider scales much larger than the Lagrangian size of a halo), the linear density perturbation δ_0 is related to Φ through the Poisson equation in Fourier space,

$$\delta_0(\mathbf{k}, z) = \frac{2}{3} \frac{k^2 T(k) D(z) c^2}{\Omega_{\text{m}} H_0^2} \Phi(\mathbf{k}), \quad (2)$$

where $T(k)$ is the matter transfer function and $D(z)$ is the linear growth rate normalized to $1+z$. Applying the

peak-background split argument to the Gaussian piece of Bardeen’s potential, one finds a scale-dependent correction to the linear halo bias [8, 21, 22]:

$$b(k, f_{\text{NL}}) = b_{\text{G}} + f_{\text{NL}}(b_{\text{G}} - 1)u(k, z), \quad (3)$$

where b_{G} is the scale-independent linear bias parameter of the corresponding Gaussian field ($f_{\text{NL}} = 0$) and

$$u(k, z) \equiv \frac{3\delta_{\text{c}}\Omega_{\text{m}}H_0^2}{k^2 T(k) D(z) c^2}. \quad (4)$$

Here, $\delta_{\text{c}} \simeq 1.686$ is the linear critical overdensity for spherical collapse. Corrections to Eq. (3) beyond linear theory have already been worked out and agree reasonably well with numerical simulations [23–26]. Also, the dependence of the halo bias on merger history and halo formation time affects the amplitude of the non-Gaussian corrections in Eq. (3) [22, 27–29], which we will neglect here.

III. FISHER INFORMATION FROM THE TWO-POINT STATISTICS OF LSS

It is believed that all discrete tracers of LSS, such as galaxies and clusters, reside within dark matter halos, collapsed nonlinear structures that satisfy the conditions for galaxy formation. The analysis of the full complexity of LSS is therefore reduced to the information content in dark matter halos. In this section we introduce our model for the halo covariance matrix and utilize it to compute the Fisher information content on f_{NL} from the two-point statistics of halos and dark matter in Fourier space. We separately consider two cases: first halos only and second halos combined with dark matter. While the observation of halos is relatively easy with present-day galaxy redshift surveys, observing the underlying dark matter is hard, but not impossible: weak lensing tomography is the leading candidate to achieve that.

A. Covariance of Halos

1. Definitions

We write the halo-overdensity in Fourier space as a vector whose elements correspond to N successive bins,

$$\delta_{\text{h}} \equiv (\delta_{\text{h}_1}, \delta_{\text{h}_2}, \dots, \delta_{\text{h}_N})^{\text{T}}. \quad (5)$$

In this paper we will only consider a binning in halo mass, but the following equations remain valid for any quantity that the halo density field depends on (e.g. galaxy-luminosity, etc.). The covariance matrix of halos is defined as

$$\mathbf{C}_{\text{h}} \equiv \langle \delta_{\text{h}} \delta_{\text{h}}^{\text{T}} \rangle, \quad (6)$$

i.e. the outer product of the vector of halo fields averaged within a k -shell in Fourier space. Assuming the halos to be locally biased and stochastic tracers of the dark matter density field δ , we can write

$$\delta_{\text{h}} = \mathbf{b}\delta + \boldsymbol{\epsilon} , \quad (7)$$

and we define

$$\mathbf{b} \equiv \frac{\langle \delta_{\text{h}} \delta \rangle}{\langle \delta^2 \rangle} \quad (8)$$

as the *effective bias*, which is generally scale-dependent and non-Gaussian. $\boldsymbol{\epsilon}$ is a residual noise-field with zero mean and we assume it to be uncorrelated with the dark matter, i.e. $\langle \boldsymbol{\epsilon} \delta \rangle = 0$ [30].

In each mass bin, the effective bias \mathbf{b} shows a distinct dependence on f_{NL} . In what follows, we will assume that \mathbf{b} is linear in f_{NL} , as suggested by Eq. (3):

$$\mathbf{b}(k, f_{\text{NL}}) = \mathbf{b}_{\text{G}} + f_{\text{NL}} \mathbf{b}'(k) . \quad (9)$$

Here, \mathbf{b}_{G} is the Gaussian effective bias and $\mathbf{b}' \equiv \partial \mathbf{b} / \partial f_{\text{NL}}$. Finally, we write $P \equiv \langle \delta^2 \rangle$ for the nonlinear dark matter power spectrum and assume $\partial P / \partial f_{\text{NL}} = 0$. This is a good approximation on large scales [31–33]. Thus, the model from Eq. (7) yields the following halo covariance matrix:

$$\mathbf{C}_{\text{h}} = \mathbf{b}\mathbf{b}^{\text{T}}P + \boldsymbol{\mathcal{E}} , \quad (10)$$

where the *shot noise matrix* $\boldsymbol{\mathcal{E}}$ was defined as

$$\boldsymbol{\mathcal{E}} \equiv \langle \boldsymbol{\epsilon} \boldsymbol{\epsilon}^{\text{T}} \rangle . \quad (11)$$

In principle, $\boldsymbol{\mathcal{E}}$ can contain other components than pure Poisson noise, for instance higher order terms from the bias expansion [34–36]. Here and henceforth, we will define $\boldsymbol{\mathcal{E}}$ as the residual from the effective bias term $\mathbf{b}\mathbf{b}^{\text{T}}P$ in \mathbf{C}_{h} , and allow it to depend on f_{NL} . Thus, via Eq. (10) the shot noise matrix can be written as

$$\boldsymbol{\mathcal{E}} = \langle \delta_{\text{h}} \delta_{\text{h}}^{\text{T}} \rangle - \frac{\langle \delta_{\text{h}} \delta \rangle \langle \delta_{\text{h}}^{\text{T}} \delta \rangle}{\langle \delta^2 \rangle} . \quad (12)$$

This agrees precisely with the definition given in [14] for the Gaussian case, however it also takes into account the possibility of a scale-dependent effective bias in non-Gaussian scenarios, such that the effective bias term $\mathbf{b}\mathbf{b}^{\text{T}}P$ always cancels in this expression [37].

Reference [10] already investigated the Fisher information content on primordial non-Gaussianity for the idealized case of a purely Poissonian shot noise component in the halo covariance matrix. In [15], the halo covariance was suggested to be of a similar simple form, albeit with a modified definition of halo bias and a diagonal shot noise matrix. In this work we will consider the more general model of Eq. (10) without assuming anything about $\boldsymbol{\mathcal{E}}$.

Instead we will investigate the shot noise matrix with the help of N -body simulations.

The Gaussian case has already been studied in [14]. Simulations revealed a very simple eigenstructure of the shot noise matrix: for $N > 2$ mass bins of equal number density \bar{n} it exhibits a $(N - 2)$ -dimensional degenerate subspace with eigenvalue $\lambda_{\text{P}}^{(N-2)} = 1/\bar{n}$, which is the expected result from Poisson sampling. Of the two remaining eigenvalues λ_{\pm} , one is enhanced (λ_{+}) and one suppressed (λ_{-}) with respect to the value $1/\bar{n}$. The shot noise matrix can thus be written as

$$\boldsymbol{\mathcal{E}} = \bar{n}^{-1} \mathbf{I} + (\lambda_{+} - \bar{n}^{-1}) \mathbf{V}_{+} \mathbf{V}_{+}^{\text{T}} + (\lambda_{-} - \bar{n}^{-1}) \mathbf{V}_{-} \mathbf{V}_{-}^{\text{T}} , \quad (13)$$

where \mathbf{I} is the $N \times N$ identity matrix and \mathbf{V}_{\pm} are the normalized eigenvectors corresponding to λ_{\pm} . Its inverse takes a very similar form,

$$\boldsymbol{\mathcal{E}}^{-1} = \bar{n} \mathbf{I} + (\lambda_{+}^{-1} - \bar{n}) \mathbf{V}_{+} \mathbf{V}_{+}^{\text{T}} + (\lambda_{-}^{-1} - \bar{n}) \mathbf{V}_{-} \mathbf{V}_{-}^{\text{T}} . \quad (14)$$

The halo model [38] can be applied to predict the functional form of λ_{\pm} and \mathbf{V}_{\pm} (see [14] and Sec. V). This approach is however not expected to be exact, as it does not ensure mass- and momentum conservation of the dark matter density field and leads to white-noise like contributions in both the halo-matter cross- and the matter auto power spectra which are not observed in simulations [39]. Yet, the halo model is able to reproduce the eigenstructure of $\boldsymbol{\mathcal{E}}$ fairly well [14] and we will use it for making predictions beyond our N -body resolution limit.

In the Gaussian case one can also relate the dominant eigenmode \mathbf{V}_{+} with corresponding eigenvalue λ_{+} to the second-order term arising in a local bias-expansion model [34, 35], where the coefficients \mathbf{b}_i are determined analytically from the peak-background split formalism given a halo mass function [40, 41]. In non-Gaussian scenarios this can be extended to a multivariate expansion in dark matter density δ and primordial potential Φ including bias coefficients for both fields [16, 23]. For the calculation of $\boldsymbol{\mathcal{E}}$ we will however restrict ourselves to the Gaussian case and later compare with the numerical results of non-Gaussian initial conditions to see the effects of f_{NL} on $\boldsymbol{\mathcal{E}}$ and its eigenvalues. The suppressed eigenmode \mathbf{V}_{-} with eigenvalue λ_{-} can also be explained by a halo-exclusion correction to the Poisson-sampling model for halos, as studied in [33].

In what follows, we will truncate the local bias expansion at second order. Therefore, we shall assume the following model for the halo overdensity in configuration space,

$$\delta_{\text{h}}(\mathbf{x}) = \mathbf{b}_1 \delta(\mathbf{x}) + \mathbf{b}_2 \delta^2(\mathbf{x}) + \mathbf{n}_{\text{P}}(\mathbf{x}) + \mathbf{n}_{\text{c}}(\mathbf{x}) . \quad (15)$$

Here, \mathbf{n}_{P} is the usual Poisson noise and \mathbf{n}_{c} a correction to account for deviations from the Poisson-sampling model. In Fourier space, this yields

$$\delta_{\text{h}}(\mathbf{k}) = \mathbf{b}_1 \delta(\mathbf{k}) + \mathbf{b}_2 (\delta * \delta)(\mathbf{k}) + \mathbf{n}_{\text{P}}(\mathbf{k}) + \mathbf{n}_{\text{c}}(\mathbf{k}) , \quad (16)$$

where the asterisk-symbol denotes a convolution. The Poisson noise \mathbf{n}_P arises from a discrete sampling of the field δ_h with a finite number of halos, it is uncorrelated with the underlying dark matter density, $\langle \mathbf{n}_P \delta \rangle = 0$, and its power spectrum is $\langle \mathbf{n}_P \mathbf{n}_P^T \rangle = 1/\bar{n}$ (Poisson white noise). We further assume $\langle \mathbf{n}_P \mathbf{n}_c^T \rangle = \langle \mathbf{n}_c \delta \rangle = 0$, which leads to

$$\mathbf{b} = \mathbf{b}_1 + \mathbf{b}_2 \frac{\langle (\delta * \delta) \delta \rangle}{\langle \delta^2 \rangle}, \quad (17)$$

$$\mathbf{C}_h = \mathbf{b}_1 \mathbf{b}_1^T \langle \delta^2 \rangle + (\mathbf{b}_1 \mathbf{b}_2^T + \mathbf{b}_2 \mathbf{b}_1^T) \langle (\delta * \delta) \delta \rangle + \mathbf{b}_2 \mathbf{b}_2^T \langle (\delta * \delta)^2 \rangle + \langle \mathbf{n}_P \mathbf{n}_P^T \rangle + \langle \mathbf{n}_c \mathbf{n}_c^T \rangle, \quad (18)$$

$$\boldsymbol{\mathcal{E}} = \bar{n}^{-1} \mathbf{I} + \mathbf{b}_2 \mathbf{b}_2^T \left[\langle (\delta * \delta)^2 \rangle - \frac{\langle (\delta * \delta) \delta \rangle^2}{\langle \delta^2 \rangle} \right] + \langle \mathbf{n}_c \mathbf{n}_c^T \rangle. \quad (19)$$

Hence, we can identify the normalized vector $\mathbf{b}_2/|\mathbf{b}_2|$ with the eigenvector \mathbf{V}_+ of Eq. (13) with corresponding eigenvalue

$$\lambda_+ = \mathbf{b}_2^T \mathbf{b}_2 \mathcal{E}_{\delta^2} + \bar{n}^{-1}, \quad (20)$$

where we define

$$\mathcal{E}_{\delta^2} \equiv \langle (\delta * \delta)^2 \rangle - \frac{\langle (\delta * \delta) \delta \rangle^2}{\langle \delta^2 \rangle}. \quad (21)$$

In [36] this term is absorbed into an effective shot noise power, since it behaves like white noise on large scales and arises from the peaks and troughs in the dark matter density field being non-linearly biased by the b_2 -term [42]. We evaluated \mathcal{E}_{δ^2} along with the expressions that appear in Eq. (21) with the help of our dark matter N -body simulations for Gaussian and non-Gaussian initial conditions (for details about the simulations, see Sec. IV).

The results are depicted in Fig. 1. \mathcal{E}_{δ^2} obviously shows a slight dependence on f_{NL} , but it remains white-noise like even in the non-Gaussian case. The f_{NL} -dependence of this term has not been discussed in the literature yet, but it can have a significant impact on the power spectrum of high-mass halos which have a large b_2 -term, see Eq. (20). A discussion of the numerical results for halos, specifically the f_{NL} -dependence of λ_+ , is conducted later in this paper. It is also worth noticing the f_{NL} -dependence of $\langle (\delta * \delta)^2 \rangle$ and $\langle (\delta * \delta) \delta \rangle$. The properties of the squared dark matter field δ^2 are similar to the ones of halos, namely the k^{-2} -correction in the effective bias, which in this case is defined as $b_{\delta^2} \equiv \langle (\delta * \delta) \delta \rangle / \langle \delta^2 \rangle$ and appears in Eq. (17).

The last term in Eq. (19) corresponds to the suppressed eigenmode of the shot noise matrix. Both its eigenvector and eigenvalue can be described reasonably well by the halo model [14]. The argument of [33] based on halo exclusion yields a similar result while providing a more intuitive explanation for the occurrence of such a term.

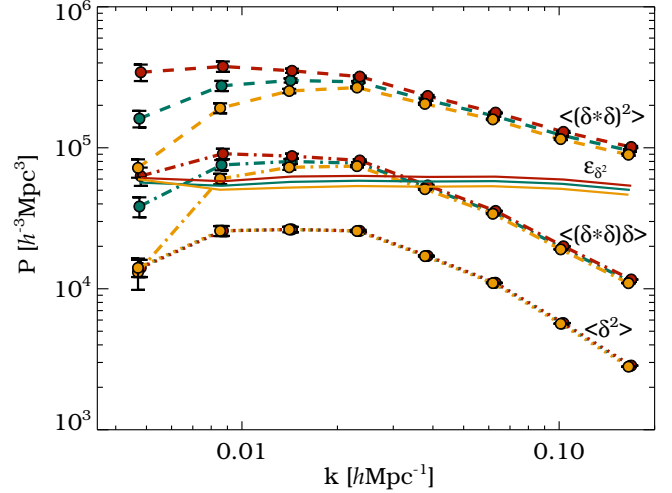


FIG. 1. Shot noise \mathcal{E}_{δ^2} of the squared dark matter density field δ^2 as defined in Eq. (21) with both Gaussian (solid green) and non-Gaussian initial conditions with $f_{\text{NL}} = +100$ (solid red) and $f_{\text{NL}} = -100$ (solid yellow) from N -body simulations at $z = 0$. Clearly, \mathcal{E}_{δ^2} is close to white-noise like in all three cases. The auto-power spectrum $\langle (\delta * \delta)^2 \rangle$ of δ^2 in Fourier space (dashed), its cross-power spectrum $\langle (\delta * \delta) \delta \rangle$ with the ordinary dark matter field δ (dot-dashed), as well as the ordinary dark matter power spectrum $\langle \delta^2 \rangle$ (dotted) are overplotted for the corresponding values of f_{NL} . The squared dark matter field δ^2 can be interpreted as a biased tracer of δ and therefore shows the characteristic f_{NL} -dependence of biased fields (like halos) on large scales.

2. Likelihood and Fisher information

In order to find the *best unbiased estimator* for f_{NL} , we have to maximize the likelihood function. Although we are dealing with non-Gaussian statistics of the density field, deviations from the Gaussian case are usually small in practical applications (e.g., [22, 43, 44]), so we will consider a multivariate Gaussian likelihood

$$\mathcal{L} = \frac{1}{(2\pi)^{N/2} \sqrt{\det \mathbf{C}_h}} \exp \left(-\frac{1}{2} \delta_h^T \mathbf{C}_h^{-1} \delta_h \right). \quad (22)$$

Maximizing this likelihood function is equivalent to minimizing the following chi-square,

$$\chi^2 = \delta_h^T \mathbf{C}_h^{-1} \delta_h + \ln(1 + \alpha) + \ln(\det \boldsymbol{\mathcal{E}}), \quad (23)$$

where we dropped the irrelevant constant $N \ln(2\pi)$ and used

$$\det \mathbf{C}_h = \det(\mathbf{b} \mathbf{b}^T P + \boldsymbol{\mathcal{E}}) = (1 + \alpha) \det \boldsymbol{\mathcal{E}}, \quad (24)$$

with $\alpha \equiv \mathbf{b}^T \boldsymbol{\mathcal{E}}^{-1} \mathbf{b} P$. For a single mass bin, Eq. (23) simplifies to

$$\chi^2 = \frac{\delta_h^2}{b^2 P + \mathcal{E}} + \ln(b^2 P + \mathcal{E}). \quad (25)$$

The Fisher information matrix [45] for the parameters θ_i and θ_j and the random variable δ_{h} with covariance \mathbf{C}_{h} , as derived from a multivariate Gaussian likelihood [46, 47], reads

$$F_{ij} \equiv \frac{1}{2} \text{Tr} \left(\frac{\partial \mathbf{C}_{\text{h}}}{\partial \theta_i} \mathbf{C}_{\text{h}}^{-1} \frac{\partial \mathbf{C}_{\text{h}}}{\partial \theta_j} \mathbf{C}_{\text{h}}^{-1} \right). \quad (26)$$

With the above assumptions, the derivative of the halo covariance matrix with respect to the parameter f_{NL} is

$$\frac{\partial \mathbf{C}_{\text{h}}}{\partial f_{\text{NL}}} = (\mathbf{b}\mathbf{b}'^{\text{T}} + \mathbf{b}'\mathbf{b}^{\text{T}}) P + \mathcal{E}', \quad (27)$$

with $\mathcal{E}' \equiv \partial \mathcal{E} / \partial f_{\text{NL}}$. The inverse of the covariance matrix can be obtained by applying the *Sherman-Morrison* formula [48, 49]

$$\mathbf{C}_{\text{h}}^{-1} = \mathcal{E}^{-1} - \frac{\mathcal{E}^{-1} \mathbf{b}\mathbf{b}'^{\text{T}} \mathcal{E}^{-1} P}{1 + \alpha}, \quad (28)$$

where again $\alpha \equiv \mathbf{b}'^{\text{T}} \mathcal{E}^{-1} \mathbf{b} P$. On inserting the two previous relations into Eq. (26), we eventually obtain the full expression for $F_{f_{\text{NL}} f_{\text{NL}}}$ in terms of \mathbf{b} , \mathbf{b}' , \mathcal{E} , \mathcal{E}' and P (see Appendix A for the derivation of Eq. (A11)). Neglecting the f_{NL} -dependence of \mathcal{E} , i.e. setting $\mathcal{E}' \equiv 0$, the Fisher information on f_{NL} becomes

$$F_{f_{\text{NL}} f_{\text{NL}}} = \frac{\alpha \gamma + \beta^2 + \alpha (\alpha \gamma - \beta^2)}{(1 + \alpha)^2}, \quad (29)$$

with $\alpha \equiv \mathbf{b}'^{\text{T}} \mathcal{E}^{-1} \mathbf{b} P$, $\beta \equiv \mathbf{b}'^{\text{T}} \mathcal{E}^{-1} \mathbf{b}' P$ and $\gamma \equiv \mathbf{b}'^{\text{T}} \mathcal{E}^{-1} \mathbf{b}' P$. For a single mass bin, Eq. (A11) simplifies to Eq. (A12),

$$F_{f_{\text{NL}} f_{\text{NL}}} = 2 \left(\frac{b b' P + \mathcal{E}' / 2}{b^2 P + \mathcal{E}} \right)^2. \quad (30)$$

This implies that even in the limit of a very well sampled halo density field ($\bar{n} \rightarrow \infty$) with negligible shot noise power \mathcal{E} (and neglecting \mathcal{E}') the Fisher information content on f_{NL} that can be extracted per mode from a single halo mass bin is limited to the value $2 (b'/b)^2$. This is due to the fact that we can only constrain f_{NL} from a change in the halo bias relative to the Gaussian expectation, not from a measurement of the effective bias itself. The latter can only be measured directly if one knows the dark matter distribution, as will be shown in the subsequent paragraph. However, the situation changes for several halo mass bins (multiple tracers as in [9]). In this case, the Fisher information content from Eqs. (A11) and (29) can exceed the value $2 (b'/b)^2$ (see Sec. IV and V).

B. Covariance of Halos and Dark Matter

1. Definitions

We will now assume to possess knowledge about the dark matter density field in addition to the halo density

field. In practice one may be able to achieve this by combining galaxy redshift surveys with lensing tomography [50], but the prospects are somewhat uncertain. We will simply add the dark matter overdensity mode δ to the halo-overdensity vector δ_{h} , defining a new vector

$$\delta \equiv (\delta, \delta_{\text{h}_1}, \delta_{\text{h}_2}, \dots, \delta_{\text{h}_N})^{\text{T}}. \quad (31)$$

In analogy with the previous section, we define the covariance matrix as $\mathbf{C} \equiv \langle \delta \delta^{\text{T}} \rangle$ and write

$$\mathbf{C} = \begin{pmatrix} \langle \delta^2 \rangle & \langle \delta_{\text{h}}^{\text{T}} \delta \rangle \\ \langle \delta_{\text{h}} \delta \rangle & \langle \delta_{\text{h}}^{\text{T}} \delta_{\text{h}} \rangle \end{pmatrix} = \begin{pmatrix} P & \mathbf{b}'^{\text{T}} P \\ \mathbf{b} P & \mathbf{C}_{\text{h}} \end{pmatrix}. \quad (32)$$

2. Likelihood and Fisher information

Upon inserting the new covariance matrix into the Gaussian likelihood as defined in Eq. (22), we find the chi-square to be

$$\chi^2 = \delta^{\text{T}} \mathbf{C}^{-1} \delta + \ln(\det \mathcal{E}), \quad (33)$$

where we used

$$\det \mathbf{C} = \det \mathbf{C}_{\text{h}} \det (P - \mathbf{b}'^{\text{T}} \mathbf{C}_{\text{h}}^{-1} \mathbf{b} P^2) = P \det \mathcal{E}, \quad (34)$$

and we still assume P to be independent of f_{NL} and therefore drop the term $\ln(P)$ in Eq. (33). In terms of the halo- and dark matter overdensities, the chi-square can also be expressed as

$$\chi^2 = (\delta_{\text{h}} - \mathbf{b} \delta)^{\text{T}} \mathcal{E}^{-1} (\delta_{\text{h}} - \mathbf{b} \delta) + \ln(\det \mathcal{E}), \quad (35)$$

which is equivalent to the definition in [14] (where the last term was neglected). The corresponding expression for a single halo mass bin reads

$$\chi^2 = \frac{(\delta_{\text{h}} - b \delta)^2}{\mathcal{E}} + \ln(\mathcal{E}). \quad (36)$$

For the derivative of \mathbf{C} with respect to f_{NL} we get

$$\frac{\partial \mathbf{C}}{\partial f_{\text{NL}}} = \begin{pmatrix} 0 & \mathbf{b}'^{\text{T}} P \\ \mathbf{b}' P & \mathbf{b}\mathbf{b}'^{\text{T}} P + \mathbf{b}'\mathbf{b}^{\text{T}} P + \mathcal{E}' \end{pmatrix}. \quad (37)$$

Performing a block-inversion, we readily obtain the inverse covariance matrix,

$$\mathbf{C}^{-1} = \begin{pmatrix} (1 + \alpha) P^{-1} & -\mathbf{b}'^{\text{T}} \mathcal{E}^{-1} \\ -\mathcal{E}^{-1} \mathbf{b} & \mathcal{E}^{-1} \end{pmatrix}. \quad (38)$$

As shown in Appendix B, the Fisher information content on f_{NL} now becomes

$$F_{f_{\text{NL}} f_{\text{NL}}} = \gamma + \tau, \quad (39)$$

with $\gamma \equiv \mathbf{b}'^{\text{T}} \mathcal{E}^{-1} \mathbf{b}' P$ and $\tau \equiv \frac{1}{2} \text{Tr} (\mathcal{E}' \mathcal{E}^{-1} \mathcal{E}' \mathcal{E}^{-1})$. For a single halo mass bin this further simplifies to

$$F_{f_{\text{NL}} f_{\text{NL}}} = \frac{b^2 P}{\mathcal{E}} + \frac{1}{2} \left(\frac{\mathcal{E}'}{\mathcal{E}} \right)^2. \quad (40)$$

It is worth noting that, in contrast to Eq. (30), the Fisher information from one halo mass bin with knowledge of the dark matter becomes infinite in the limit of vanishing \mathcal{E} . In this limit the effective bias can indeed be determined exactly, allowing an exact measurement of f_{NL} [9].

IV. APPLICATION TO N-BODY SIMULATIONS

We employ numerical N -body simulations with both Gaussian and non-Gaussian initial conditions to find signatures of primordial non-Gaussianity in the two-point statistics of the final density fields in Fourier space. More precisely, we consider an ensemble of 12 realizations of box-size $1.6h^{-1}\text{Gpc}$ (this yields a total effective volume of $V_{\text{eff}} \simeq 50h^{-3}\text{Gpc}^3$). Each realization is seeded with both Gaussian ($f_{\text{NL}} = 0$) and non-Gaussian ($f_{\text{NL}} = \pm 100$) initial conditions of the local type [31], and evolves 1024^3 particles of mass $3.0 \times 10^{11}h^{-1}M_{\odot}$. The cosmological parameters are $\Omega_{\text{m}} = 0.279$, $\Omega_{\Lambda} = 0.721$, $\Omega_{\text{b}} = 0.046$, $\sigma_8 = 0.81$, $n_{\text{s}} = 0.96$ and $h = 0.7$, consistent with the WMAP5 [51] best-fit constraint. Additionally, we consider one realization with each $f_{\text{NL}} = 0, \pm 50$ of box-size $1.3h^{-1}\text{Gpc}$ with 1536^3 particles of mass $4.7 \times 10^{10}h^{-1}M_{\odot}$ to assess a higher-resolution regime. The simulations were performed on the supercomputer ZBOX3 at the University of Zürich with the GADGET II code [52]. The initial conditions were laid down at redshift $z = 100$ by perturbing a uniform mesh of particles with the Zel'dovich approximation.

To generate halo catalogs, we employ a friends-of-friends (FOF) algorithm [53] with a linking length equal to 20 percent of the mean inter-particle distance. For comparison, we also generate halo catalogs using the AHF halo finder developed by [54], which is based on the spherical overdensity (SO) method [55]. In this case, we assume an overdensity threshold $\Delta_{\text{c}}(z)$ being a decreasing function of redshift, as dictated by the solution to the spherical collapse of a tophat perturbation in a ΛCDM Universe [56]. In both cases, we require a minimum of 20 particles per halo, which corresponds to a minimum halo mass $M_{\text{min}} \simeq 5.9 \times 10^{12}h^{-1}M_{\odot}$ for the simulations with 1024^3 particles. For Gaussian initial conditions the resulting total number density of halos is $\bar{n} \simeq 7.0 \times 10^{-4}h^3\text{Mpc}^{-3}$ and $4.2 \times 10^{-4}h^3\text{Mpc}^{-3}$ for the FOF- and SO catalogs, respectively. Note that the FOF mass-estimate is on average 20 percent higher than the SO mass-estimate. For our 1536^3 -particles simulation we obtain $M_{\text{min}} \simeq 9.4 \times 10^{11}h^{-1}M_{\odot}$ and $\bar{n} \simeq 4.0 \times 10^{-3}h^3\text{Mpc}^{-3}$ resulting from the FOF halo finder.

The binning of the halo density field into N consecutive mass bins is done by sorting all halos by increasing mass and dividing this ordered array into N bins with an equal number of halos. The halos of each bin $i \in [1 \dots N]$ are selected separately to construct the halo density field δ_{h_i} .

The density fields of dark matter and halos are first computed in configuration space via interpolation of the particles onto a cubical mesh with 512^3 grid points using a Cloud-in-Cell (CIC) mesh assignment algorithm [57]. We then perform a Fast Fourier Transform (FFT) to compute the modes of the fields in k -space.

For each of our Gaussian and non-Gaussian realizations, we match the total number of halos to the one realization with the least amount of them by discarding halos from the low-mass end. This *abundance matching* technique ensures that we eliminate any possible signature of primordial non-Gaussianity induced by the unobservable f_{NL} -dependence of the halo mass function. It guarantees a constant value $1/\bar{n}$ of the Poisson noise for both Gaussian and non-Gaussian realizations. A dependence of the Poisson noise on f_{NL} would complicate the interpretation of the Fisher information content. Note also that, in order to calculate the derivative of a function \mathcal{F} with respect to f_{NL} , we apply the linear approximation

$$\frac{\partial \mathcal{F}}{\partial f_{\text{NL}}} \simeq \frac{\mathcal{F}(f_{\text{NL}} = +100) - \mathcal{F}(f_{\text{NL}} = -100)}{2 \times 100}, \quad (41)$$

which exploits the statistics of all our non-Gaussian runs. All the error bars quoted in this paper are computed from the variance amongst our 12 realisations.

A. Effective bias and shot noise

At the two-point level and in Fourier space, the clustering of halos as described by Eq. (10) is determined by two basic components: effective bias and shot noise. Since the impact of primordial non-Gaussianity on the nonlinear dark matter power spectrum P is negligible on large scales (see Fig. 1), the dependence of both \mathbf{b} and \mathcal{E} on f_{NL} must be known if one wishes to constrain the latter. In the following sections, we will examine this dependence in our series of N -body simulations.

1. Effective bias

In the top left panel of Fig. 2, the effective bias \mathbf{b} in the fiducial Gaussian case ($f_{\text{NL}} = 0$) is shown for 30 consecutive FOF halo mass bins as a function of wavenumber. In the large-scale limit $k \rightarrow 0$, the measurements are consistent with being scale-independent, as indicated by the dotted lines which show the average of $\mathbf{b}(k, f_{\text{NL}} = 0)$ over all modes with $k \leq 0.032h\text{Mpc}^{-1}$, denoted \mathbf{b}_{G} . At larger wavenumbers, the deviations can be attributed to higher-order bias terms, which are most important at high mass. Relative to the low- k averaged, scale-independent Gaussian bias \mathbf{b}_{G} , these corrections tend to suppress the effective bias at low mass, whereas they increase it at the very high-mass end (see Eq. (17)). The right panel of Fig. 2 shows the large-scale average \mathbf{b}_{G} as a function of halo

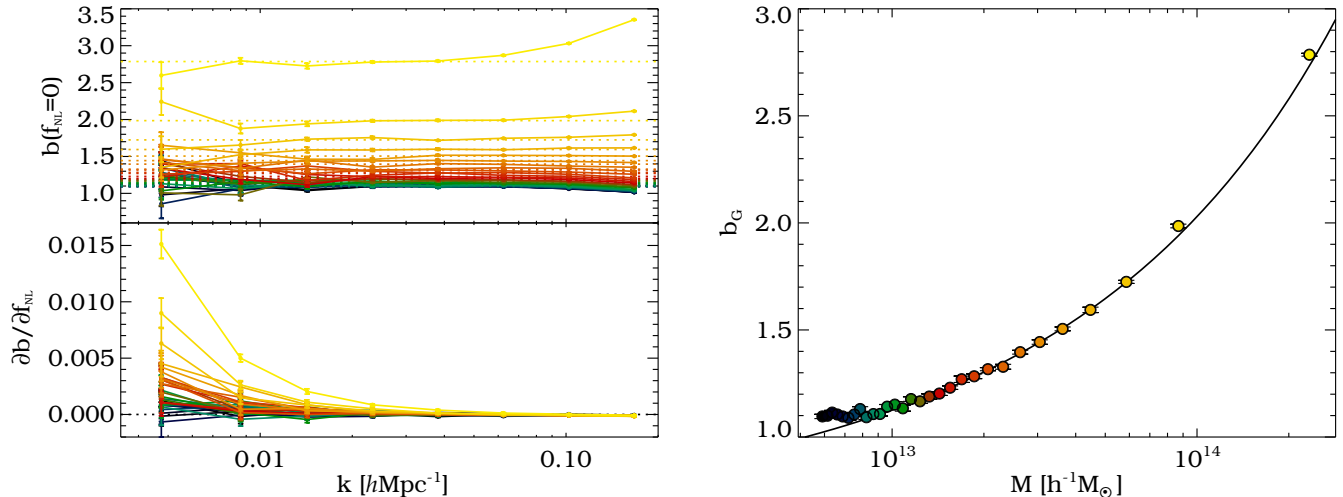


FIG. 2. LEFT: Gaussian effective bias (top) and its derivative with respect to f_{NL} (bottom) for the case of 30 mass bins. The scale-independent part b_G is plotted in dotted lines for each bin, it was obtained by averaging all modes with $k \leq 0.032h\text{Mpc}^{-1}$. RIGHT: Large-scale averaged Gaussian effective bias b_G from the left panel (dotted lines) plotted against mean halo mass. The solid line depicts the linear-order bias derived from the peak-background split formalism. All error bars are obtained from the variance of our 12 boxes to their mean. Results are shown for FOF halos at $z = 0$.

mass, as determined from 30 halo mass bins with each a number density of $\bar{n} \simeq 2.3 \times 10^{-5} h^3 \text{Mpc}^{-3}$. The solid line is the linear-order bias as derived from the peak-background split formalism [40, 41]. We find a good agreement with our N -body data, only at masses below $\sim 8 \times 10^{12} h^{-1} M_\odot$ deviations appear for halos with less than ~ 30 particles [58].

The bottom left panel of Fig. 2 depicts the derivative of \mathbf{b} with respect to f_{NL} for each of the 30 mass bins. The behavior is well described by the linear theory prediction of Eq. (3), leading to a k^{-2} -dependence on large scales which is more pronounced for more massive halos (for quantitative comparisons with simulations, see [31, 32, 59]). Thus, the amplitude of this effect gradually diminishes towards smaller scales and even disappears around $k \sim 0.1h\text{Mpc}^{-1}$. Note that [31] argued for an additional non-Gaussian bias correction which follows from the f_{NL} -dependence of the mass function. This k -independent contribution should in principle be included in Eq. (3). However, as can be seen in the lower left plot, it is negligible in our approach (i.e., all curves approach zero at high k) owing to the matching of halo abundances between our Gaussian and non-Gaussian realizations.

2. Shot noise matrix

The shot noise matrix \mathcal{E} has been studied using simulations with Gaussian initial conditions in [14]. Figure 3 displays the eigenstructure of this matrix for $f_{\text{NL}} = 0$ (solid curves) and $f_{\text{NL}} = \pm 100$ (dashed and dotted curves). The left panel depicts all the eigenvalues (top)

and their derivatives with respect to f_{NL} (bottom), while the right panel shows the two important eigenvectors \mathbf{V}_+ and \mathbf{V}_- (top) along with their derivatives (bottom). The eigenstructure of \mathcal{E} is accurately described by Eq. (13), even in the non-Gaussian case. Namely, we still find one enhanced eigenvalue λ_+ and one suppressed eigenvalue λ_- . The remaining $N - 2$ eigenvalues $\lambda_P^{(N-2)}$ are degenerate with the value $1/\bar{n}$, the Poisson noise expectation. This means that our Gaussian bias-expansion model from Eq. (16) still works to describe \mathcal{E} in the weakly non-Gaussian regime.

Note however that, owing to sampling variance, the decomposition into eigenmodes becomes increasingly noisy towards larger scales. This leads to an artificial breaking of the eigenvalue degeneracy which manifests itself as a scatter around the mean value $1/\bar{n}$. This scatter is the major contribution of sampling variance in the halo covariance matrix \mathbf{C}_h . Although we can eliminate most of it by setting $\lambda_P^{(N-2)} \equiv 1/\bar{n}$, a residual degree of sampling variance will remain in λ_+ and λ_- , as well as in \mathbf{b} and P .

As apparent from the left panel in Fig. 3, the dominant eigenvalue λ_+ exhibits a small, but noticeable f_{NL} -dependence similar to that of \mathcal{E}_{δ^2} in Fig. 1, which is about 2% in this case. Its derivative, $\partial\lambda_+/\partial f_{\text{NL}}$, clearly dominates the derivative of all other eigenvalues (which are all consistent with zero due to matched abundances). Only the derivative of the suppressed eigenvalue λ_- shows a similar f_{NL} -dependence of $\sim 2\%$, albeit at a much lower absolute amplitude. To check the convergence of our results, we repeated the analysis with 100 and 200 bins and found both derivatives of λ_+ and λ_- to increase, supporting an f_{NL} -dependence of these eigenvalues.

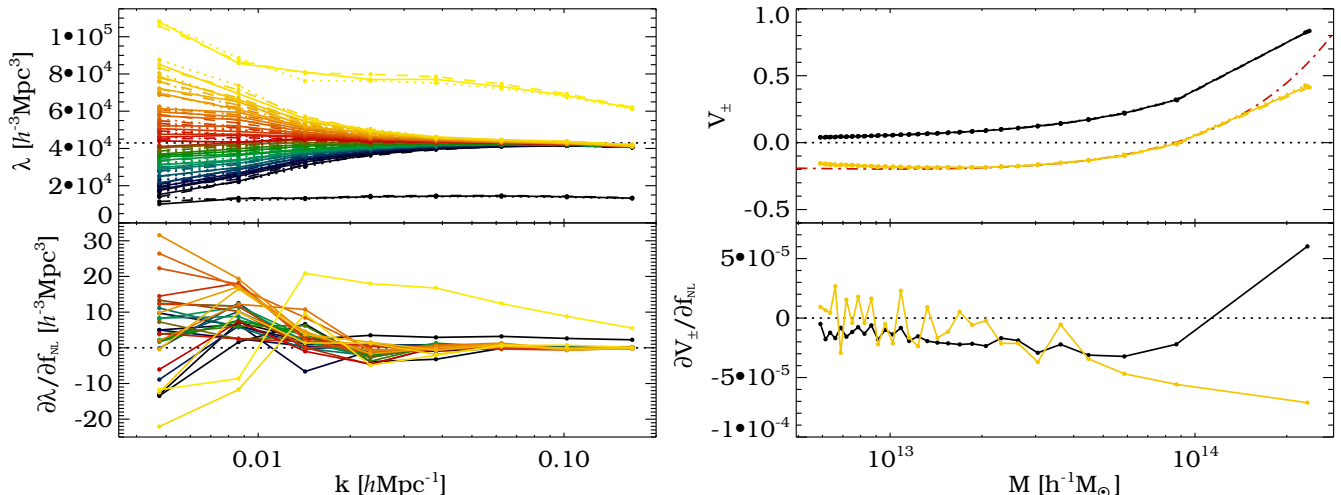


FIG. 3. Eigenvalues (left panel) and eigenvectors (right panel) of the shot noise matrix \mathcal{E} for $f_{\text{NL}} = 0$ (solid), $+100$ (dashed) and -100 (dotted) in the case of 30 mass bins. Their derivatives with respect to f_{NL} are plotted underneath. For clarity, only the two eigenvectors \mathbf{V}_{\pm} along with their derivatives are shown in the right panel. The straight dotted line in the upper left panel depicts the value $1/\bar{n}$ and the red (dot-dashed) curve in the top right panel shows $b_2(M)$ computed from the peak-background split formalism, scaled to the value of \mathbf{V}_+ at $M \simeq 3 \times 10^{13} h^{-1} M_{\odot}$. Results are shown for FOF halos at $z = 0$.

By contrast, the eigenvectors \mathbf{V}_+ and \mathbf{V}_- shown in the right panel of Fig. 3 exhibit very little dependence on f_{NL} (the different lines are all on top of each other). The derivatives of \mathbf{V}_+ and \mathbf{V}_- with respect to f_{NL} shown in the lower panel reveal a very weak sensitivity to f_{NL} which is less than 0.5% for most of the mass bins (for the most massive bin it reaches up to 1%). We repeated the same analysis with 100 and 200 mass bins and found that the relative differences between the measurements in Gaussian and non-Gaussian simulations further decrease. We thus conclude that the eigenvectors \mathbf{V}_+ and \mathbf{V}_- can be assumed independent of f_{NL} to a very high accuracy.

Our findings demonstrate that the two-point statistics of halos are sensitive to primordial non-Gaussianity beyond the linear order effect of Eq. (3) derived in [8, 21, 22]. However, the corrections are tiny if one considers a single bin containing many halos of very different mass (see [37]) due to mutual cancelations from b_2 -terms of opposite sign. Only two specific eigenmodes of the shot noise matrix (corresponding to two different weightings of the halo density field) inherit a significant dependence on f_{NL} . This is most prominently the case for the eigenmode corresponding to the highest eigenvalue λ_+ . Its eigenvector, \mathbf{V}_+ , is shown to be closely related to the second-order bias b_2 in Eq. (19). As can be seen in the upper right panel of Fig. 3, \mathbf{V}_+ measured from the simulations, and the function $b_2(M)$ calculated from the peak-background split formalism [40, 41], agree closely (note that $b_2(M)$ has been rescaled to match the normalized vector \mathbf{V}_+).

In the continuous limit this implies that weighting the halo density field with $b_2(M)$ selects the eigenmode with eigenvalue λ_+ given in Eq. (20). Since λ_+ depends on f_{NL}

through the quantity \mathcal{E}_{δ^2} defined in Eq. (21), the resulting weighted field will show the same f_{NL} -dependence. However, this f_{NL} -dependence cannot immediately be exploited to constrain primordial non-Gaussianity, because the Fourier-modes of \mathcal{E}_{δ^2} are heavily correlated due to the convolution of δ with itself in Eq. (21), and thus do not contribute to the Fisher information independently. The bottom line is that for increasingly massive halo bins with large b_2 , the term \mathcal{E}_{δ^2} makes an important contribution to the halo power spectrum *and* shows a significant dependence on f_{NL} . It is important to take into account this dependence when attempting to extract the best-fit value of f_{NL} from high-mass clusters, so as to avoid a possible measurement bias. Although it provides some additional information on f_{NL} , we will ignore it in the following and quote only lower limits on the Fisher information content.

B. Constraints from Halos and Dark Matter

Let us first assume the underlying dark matter density field δ is available in addition to the halo distribution. Although this can in principle be achieved with weak-lensing surveys using tomography, the spatial resolution will not be comparable to that of galaxy surveys. To mimic the observed galaxy distribution we will assume that each dark matter halo (identified in the numerical simulations) hosts exactly one galaxy. A further refinement in the description of galaxies can be accomplished with the specification of a halo occupation distribution (HOD) for galaxies [15, 60], but we will not pursue this

here. Instead, we can think of the halo catalogs as a sample of central halo galaxies from which satellites have been removed.

1. Single tracer: uniform weighting

In the simplest scenario we only consider one single halo mass bin. In this case, all the observed halos (galaxies) of a survey are correlated with the underlying dark matter density field in Fourier space to determine their scale-dependent effective bias, which can then be compared to theoretical predictions. In practice, this translates into fitting our theoretical model for the scale-dependent effective bias, Eq. (3), to the Fourier modes of the density fields and extracting the best fitting value of f_{NL} together with its uncertainty. For a single halo mass bin, we can employ Eq. (36) and sum over all the Fourier modes.

In the Gaussian simulations, we measure the scale-independent effective bias b_{G} via the estimator $\langle \delta_{\text{h}} \delta \rangle / \langle \delta^2 \rangle$ and the shot noise \mathcal{E} via $\langle (\delta_{\text{h}} - b_{\text{G}} \delta)^2 \rangle$, and average over all modes with $k \leq 0.032 h \text{Mpc}^{-1}$. In practice, b_{G} and \mathcal{E} are not directly observable, but a theoretical prediction based on the peak-background split [40, 41] and the halo model [14] provides a reasonable approximation to the measured b_{G} and \mathcal{E} , respectively (see Sec. V). Note that for bins covering a wide range of halo masses, the f_{NL} -dependence of the shot noise is negligible [37] and it is well approximated by its Gaussian expectation.

Figure 4 shows the best-fits of Eq. (3) to the simulations with $f_{\text{NL}} = 0, \pm 100$ using all the halos of our FOF- (left panel) and SO catalogs (right panel). In order to highlight the relative influence of f_{NL} on the effective bias, we normalize the measurements by the large-scale Gaussian average b_{G} and subtract unity. The resulting best-fit values of f_{NL} along with their one-sigma errors are quoted in the lower right for each case of initial conditions. The 68%-confidence region is determined by the condition $\Delta\chi^2(f_{\text{NL}}) = 1$. Note that we include only Fourier modes up to $k \simeq 0.032 h \text{Mpc}^{-1}$ in the fit, as linear theory begins to break down at higher wavenumbers.

Obviously, the best-fit values for f_{NL} measured from the FOF halo catalogs are about 20% below the input values. A suppression of the non-Gaussian correction to the bias of FOF halos has already been reported by [32, 59]. These authors showed that the replacement $\delta_{\text{c}} \rightarrow q\delta_{\text{c}}$ with $q = 0.75$ in Eq. (3) yields a good agreement with their simulation data. In our framework, including this “ q -factor” is equivalent to exchanging $f_{\text{NL}} \rightarrow f_{\text{NL}}/q$ and $\sigma_{f_{\text{NL}}} \rightarrow \sigma_{f_{\text{NL}}}/q$, owing to the linear scaling of Eq. (3) with δ_{c} . Repeating the chi-square minimization with $q = 0.75$ yields best-fit values that are consistent with our input values, namely $f_{\text{NL}} = +107.0 \pm 8.3, +1.8 \pm 8.7$ and -104.0 ± 8.5 . In fact, the closest match to the input f_{NL} -values is obtained for a slightly larger q of $\simeq 0.8$.

Note that [59] attributed this suppression to ellipsoidal collapse. However, this conclusion seems rather unlikely since ellipsoidal collapse increases the collapse threshold or, equivalently, implies $q > 1$ [61]. A more sensible explanation arises from the fact that a linking length of 0.2 times the mean interparticle distance can select regions with an overdensity as low as $\Delta \sim 1/0.2^3 = 125$ (with respect to the mean background density $\bar{\rho}_{\text{m}}$), which is much less than the virial overdensity $\Delta_{\text{c}}(z=0) \simeq 340$ associated with a linear overdensity δ_{c} (see [56, 62, 63]). Therefore, we may reasonably expect that on average, FOF halos with this linking length trace linear overdensities of height less than δ_{c} .

In the case of SO halos however, we observe the opposite trend. As is apparent in the right panel of Fig. 4, the model from Eq. (3) overestimates the amplitude of primordial non-Gaussianity by roughly 40%. This is somewhat surprising since the overdensity threshold $\Delta_{\text{c}} \simeq 340$ used to identify the SO halos at $z = 0$ is precisely the virial overdensity predicted by the spherical collapse of a linear perturbation of height δ_{c} . As we will see shortly however, an optimal weighting of halos can remove this overshoot and therefore noticeably improve the agreement between model and simulations.

2. Single tracer: optimal weighting

As demonstrated in [14], the shot noise matrix \mathcal{E} exhibits nonzero off-diagonal elements from correlations between halos of different mass. Thus, in order to extract the full information on halo statistics, it is necessary to include these correlations into our analysis. For this purpose, we must employ the more general chi-square of Eq. (35). The halo density field is split up into N consecutive mass bins in order to construct the vector δ_{h} , and the full shot noise matrix \mathcal{E} must be considered.

However, this approach can be simplified, since we know that \mathcal{E} exhibits one particularly low eigenvalue λ_{-} . Because the Fisher information content on f_{NL} from Eq. (39) is proportional to the inverse of \mathcal{E} (this is true at least for the dominant part γ), it is governed by the eigenmode corresponding to this eigenvalue. In [14] it has been shown that this eigenmode dominates the clustering signal-to-noise ratio. In the continuous limit (infinitely many bins), it can be projected out by performing an appropriate weighting of the halo density field. The corresponding weighting function, denoted as *modified mass-weighting* with functional form

$$w(M) = M + M_0, \quad (42)$$

was found to minimize the stochasticity of halos with respect to the dark matter. Here, M is the individual halo mass and M_0 a constant whose value depends on the resolution of the simulation. It is approximately 3 times the minimum resolved halo mass M_{min} , so in this

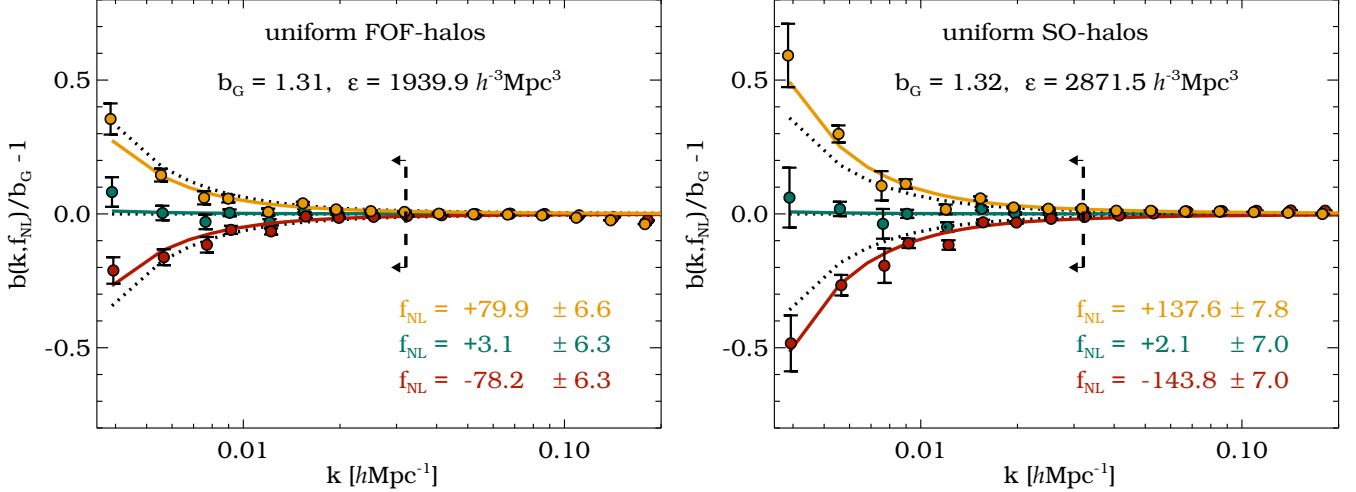


FIG. 4. Relative scale-dependence of the effective bias from all FOF- (left panel) and SO halos (right panel) resolved in our N-body simulations ($M_{\text{min}} \simeq 5.9 \times 10^{12} h^{-1} M_{\odot}$), which are seeded with non-Gaussian initial conditions of the local type with $f_{\text{NL}} = +100, 0, -100$ (solid lines and data points from top to bottom). The solid lines show the best-fit to the linear theory model of Eq. (3), taking into account all the modes to the left of the arrow. The corresponding best-fit values are quoted in the bottom right of each panel. The dotted lines show the model evaluated at the input values $f_{\text{NL}} = +100, 0, -100$. The results assume knowledge of the dark matter density field and an effective volume of $V_{\text{eff}} \simeq 50 h^{-3} \text{Gpc}^3$ at $z = 0$.

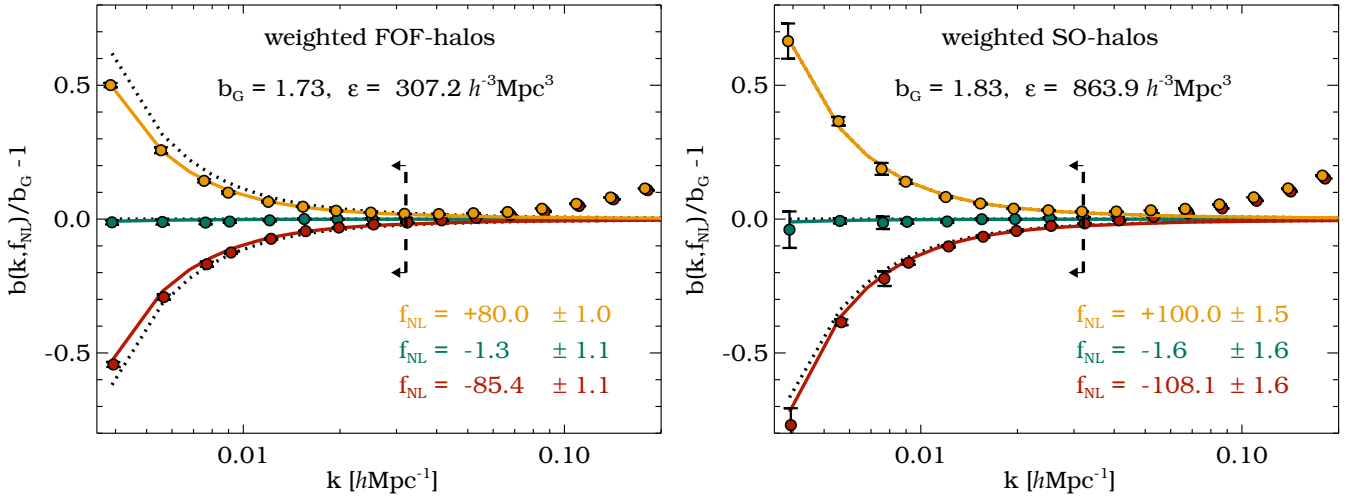


FIG. 5. Same as Fig. 4, but for weighted halos that have minimum stochasticity relative to the dark matter. Note that the one-sigma errors on f_{NL} are reduced by a factor of ~ 5 compared to uniform weighting. In the case of SO halos the input values for f_{NL} are well recovered by the best-fit, while FOF halos still show a suppression of $\sim 20\%$ ($q \simeq 0.8$) in the best-fit f_{NL} .

case $M_0 \simeq 1.8 \times 10^{13} h^{-1} M_{\odot}$. The weighted halo density field is computed as

$$\delta_w = \frac{\sum_i w(M_i) \delta_{h_i}}{\sum_i w(M_i)} \equiv \frac{\mathbf{w}^T \delta_h}{\mathbf{w}^T \mathbf{1}}, \quad (43)$$

where we have combined the weights of the individual mass bins into a vector \mathbf{w} in the last expression. Because the chi-square in Eq. (35) is dominated by only one eigenmode, it simplifies to the form of Eq. (36) with the halo field δ_h being replaced by the weighted halo field δ_w .

Note also that b_G and \mathcal{E} have to be replaced by the corresponding weighted quantities (see [14]).

The results are shown in Fig. 5 for both FOF- and SO halos. We observe a remarkable reduction in the error on f_{NL} by a factor of $\sim 4 - 6$ (depending on the halo finder) when replacing the uniform sample used in Fig. 4 by the optimally weighted one. While for the FOF halos the predicted amplitude of the non-Gaussian correction to the halo bias still shows the 20% suppression (again, this can be taken into account by introducing a q -factor

into our fit), for the SO halos the best-fit values of f_{NL} now agree much better with the input values, i.e. $q \simeq 1$.

Therefore, the large discrepancy seen in Fig. 4 presumably arises from noise in the SO mass-assignment at low mass. To ascertain whether this is the case, we repeat the analysis, increasing the threshold for the minimum number of particles per halo and discarding all halos below that threshold. If this threshold reaches 40 particles per halo, we find the best-fit f_{NL} to be much closer to the input values, namely $f_{\text{NL}} = +102.6 \pm 4.6$, $+2.1 \pm 4.5$ and -103.5 ± 4.4 . This suggests that most of the discrepancy seen in the right panel of Fig. 4 is due to poorly resolved halos of mass $M \lesssim 2M_{\text{min}}$ [58]. However, modified mass-weighting removes this discrepancy since halos at low mass are given less weight.

Our findings are consistent with the ones of [31], where the non-Gaussian bias of SO halos has been measured also at higher redshifts and mass thresholds, and the results of [64], where the fractional deviation from the Gaussian mass function for both FOF- and SO halos was presented (see their Fig. 5). The remarkable improvement in the constraints on f_{NL} follows from the fact that the stochasticity (shot noise) of the optimally weighted halo density field is strongly suppressed with respect to the dark matter [14]. This means that the fluctuations of the halo- and the dark matter overdensity fields are more tightly correlated and the variance of the estimator $\langle \delta_{\text{h}} \delta \rangle / \langle \delta^2 \rangle$ for the effective bias is minimized. Also, cosmic variance fluctuations inherent in both δ and δ_{h} are canceled in this ratio. Since the scale-dependence of this estimator is a direct probe of primordial non-Gaussianity, the error on f_{NL} is significantly reduced. At the same time, modified mass-weighting increases the magnitude of b_{G} . We will show below that the constraints on f_{NL} are indeed optimized with this approach.

3. Multiple tracers

Let us now estimate the minimal error on f_{NL} achievable with a given galaxy survey for the general case, dividing halos into multiple mass bins. When the dark matter density field is known, the Fisher information is given by Eq. (39) and the minimal error on f_{NL} is determined via integration over all observed modes in the volume V ,

$$\sigma_{f_{\text{NL}}}^{-2} = \frac{V}{2\pi^2} \int_{k_{\text{min}}}^{k_{\text{max}}} F_{f_{\text{NL}}f_{\text{NL}}}(k) k^2 dk. \quad (44)$$

Note that we only consider the $f_{\text{NL}}\text{-}f_{\text{NL}}$ -element of the Fisher matrix. In principle we would have to consider various other parameters of our cosmology and then marginalize over them, i.e. compute $(F^{-1})_{f_{\text{NL}}f_{\text{NL}}}$ [65]. However, any degeneracy with cosmological parameters is completely eliminated when multiple tracers are con-

sidered, since the underlying dark matter power spectrum cancels out in this approach [9].

In order to make the most conservative estimates we will discard all the terms featuring \mathcal{E}' in the Fisher matrix, since it is not obvious how much information on f_{NL} can actually be extracted from the shot noise matrix. \mathcal{E} is indeed close to a pure white-noise quantity and we find its Fourier-modes to be highly correlated. Therefore, in order to extract residual information on f_{NL} , one would have to decorrelate those modes through an inversion of the correlation matrix among k -bins (see [66]). However, in light of the limited volume of our simulations this can be a fairly noisy procedure, especially when the halo distribution is additionally split into narrow mass bins. Hence, for the Fisher information content on f_{NL} assuming knowledge of both halos and dark matter, we will retain only the first term in Eq. (39) and provide a lower limit:

$$F_{f_{\text{NL}}f_{\text{NL}}} \geq \gamma \equiv \mathbf{b}'^{\text{T}} \mathcal{E}^{-1} \mathbf{b}' P. \quad (45)$$

To calculate $F_{f_{\text{NL}}f_{\text{NL}}}$, we measure the functions $\mathbf{b}(k)$, $\mathbf{b}'(k)$, $\mathcal{E}(k)$ and $P(k)$ from our N -body simulations (see Figs. 1, 2 and 3). In order to mitigate sampling variance in the multi-bin case, we then use Eq. (13) to recalculate the shot noise matrix. Namely, we set all the eigenvalues $\lambda_{\text{P}}^{(N-2)}$ equal to the average value $1/\bar{n}$, and measure λ_{+} , λ_{-} , as well as \mathbf{V}_{+} and \mathbf{V}_{-} directly from the numerical eigendecomposition of \mathcal{E} .

Figure 6 depicts $F_{f_{\text{NL}}f_{\text{NL}}}(k)$ and $\sigma_{f_{\text{NL}}}(k_{\text{max}})$ with fixed $k_{\text{min}} = 0.0039h\text{Mpc}^{-1}$ for the cases of 1, 3, 10 and 30 halo mass bins. Clearly, the finer the sampling into mass bins, the higher the information content on f_{NL} . The weighted halo density field with minimal stochasticity relative to the dark matter (corresponding to a continuous sampling of infinitely many bins) yields more than a factor of 6 reduction in $\sigma_{f_{\text{NL}}}$ when compared to a single mass bin of uniformly weighted halos. This improvement agrees reasonably well with that seen in Figs. 4 and 5, although the estimates for $\sigma_{f_{\text{NL}}}$ are slightly larger than those we obtained from the fitting procedure. This may be expected, since we only obtain an upper limit on $\sigma_{f_{\text{NL}}}$ from Eqs. (44) and (45).

The inflection around $k \sim 0.1h\text{Mpc}^{-1}$ in $F_{f_{\text{NL}}f_{\text{NL}}}$ and $\sigma_{f_{\text{NL}}}$ marks a breakdown of the linear model from Eq. (9). We should not trust our results too much at high wavenumber, where higher-order contributions to the non-Gaussian effective bias may become important. It should also be noted that the inflection disappears for the weighted field, suggesting numerical issues to be less problematic in that case.

Further improvements can be achieved when going to lower halo masses (see Sec. V): the error on f_{NL} is proportional to the shot noise of the halo density field (Eq. (40)), which itself is a function of the minimum halo mass M_{min} . References [14, 15] numerically investigated the extent to which the shot noise depends on

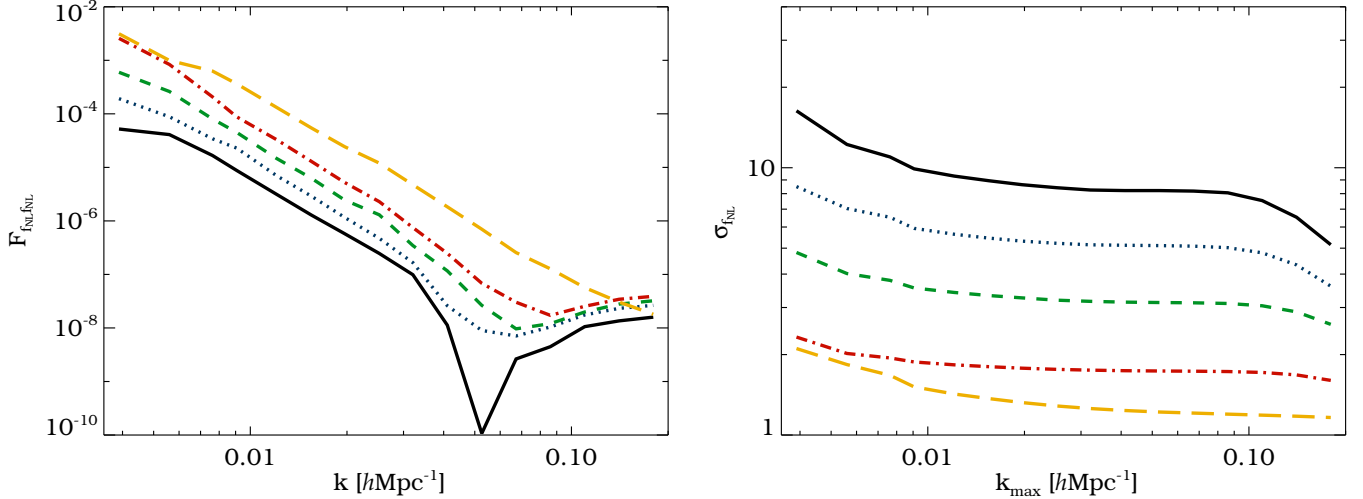


FIG. 6. Fisher information (left panel) and one-sigma error on f_{NL} (right panel, $k_{\text{min}} = 0.0039h\text{Mpc}^{-1}$, $V_{\text{eff}} \simeq 50h^{-3}\text{Gpc}^3$) from simulations of FOF halos and dark matter at $z = 0$. The lines show the results for 1 (solid black), 3 (dotted blue), 10 (dashed green) and 30 (dot-dashed red) uniform halo mass bins, as well as for 1 weighted bin (long-dashed yellow).

M_{min} and proposed a method based on the halo model for extrapolating it to lower mass. It predicts the shot noise of the weighted halo density field to decrease linearly with M_{min} , anticipating about two orders of magnitude further reduction in \mathcal{E} when resolving halos down to $M_{\text{min}} \simeq 10^{10}h^{-1}M_{\odot}$. In terms of f_{NL} -constraints this is however somewhat mitigated by the fact that the Gaussian bias also decreases with M_{min} , so the non-Gaussian correction to the effective bias in Eq. (3) gets smaller. Furthermore, [14] studied the effect of adding random noise to the halo mass (to mimic scatter between halo mass and the observables such as galaxy luminosity), while [15] explored the redshift dependence of the optimally weighted halo density field and extended the method to galaxy HODs.

C. Constraints from Halos

The scenario described above is optimistic in the sense that it assumes the dark matter density field is available. In the following section we will show that it is possible to considerably improve the constraints on f_{NL} even without this assumption. This is perhaps not surprising in light of the results in [14, 15], where it was argued that halos can be used to reconstruct the dark matter to arbitrary precision, as long as they are resolved down to the required low-mass threshold.

1. Single tracer

Considering a single halo mass bin, we must again sum over all the Fourier modes in Eq. (25) and minimize this

chi-square with respect to f_{NL} . Although we pretend to have no knowledge of the dark matter distribution, we determine b_{G} and \mathcal{E} from our simulations. In realistic applications however, these quantities will have to be accurately modeled. In addition, we use the linear power spectrum $P_0(k)$ instead of the simulated nonlinear dark matter power spectrum $P(k)$ in Eq. (25).

Since, in this case, we cannot determine the scale-dependent effective bias directly from the estimator $\langle \delta_{\text{h}} \delta \rangle / \langle \delta^2 \rangle$, we define the new estimator

$$\hat{b} \equiv \sqrt{\frac{\langle \delta_{\text{h}}^2 \rangle - \mathcal{E}}{P_0}}, \quad (46)$$

which solely depends on the two-point statistics of halos. In Fig. 7 we plot this estimator together with the best-fit solutions for the scale-dependent effective bias obtained from the chi-square fit of Eq. (25). The left panel depicts the results obtained for uniform FOF halos. Compared to the previous case with dark matter, we observe the constraints on f_{NL} to be weaker by a factor of ~ 3 . The main reason for this difference is the fact that sampling variance inherent in δ_{h} is not canceled out by subtracting δ , as done in Eq. (36). This can also be seen in the estimator \hat{b} , where a division of the smooth linear power spectrum P_0 does not cancel the cosmic variance inherent in $\langle \delta_{\text{h}}^2 \rangle$. Hence, \hat{b} shows significantly stronger fluctuations than $b = \langle \delta_{\text{h}} \delta \rangle / \langle \delta^2 \rangle$, which demonstrates how well the basic idea of sampling variance cancelation works.

Exchanging the uniform halo field δ_{h} with the weighted one, δ_w , the constraints on f_{NL} improve by about a factor of 2 – 3, as can be seen in the right panel of Fig. 7. However, this improvement is mainly due to the larger value of b_{G} of the weighted sample, since the relative

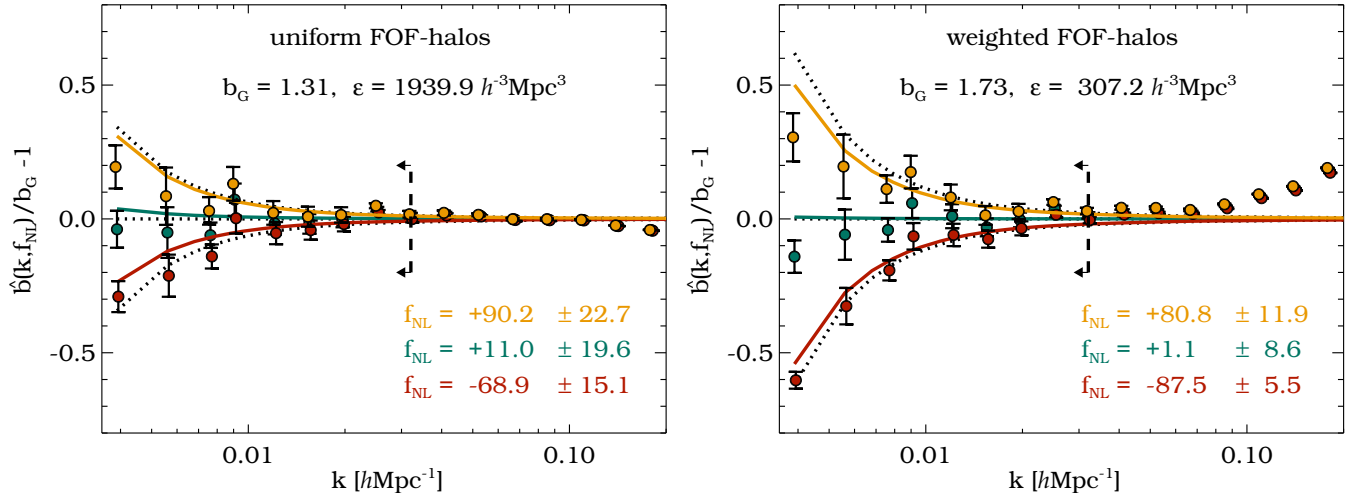


FIG. 7. Relative scale-dependence of the effective bias \hat{b} estimated from all uniform- (left panel) and weighted FOF halos (right panel) resolved in our N-body simulations ($M_{\text{min}} \simeq 5.9 \times 10^{12} h^{-1} M_{\odot}$), which are seeded with non-Gaussian initial conditions of the local type with $f_{\text{NL}} = +100, 0, -100$ (solid lines and data points from top to bottom). The solid lines show the best-fit to the linear theory model of Eq. (3), taking into account all the modes to the left of the arrow. The corresponding best-fit values are quoted in the bottom right of each panel. The dotted lines show the model evaluated at the input values $f_{\text{NL}} = +100, 0, -100$. The results assume no knowledge of the dark matter density field and an effective volume of $V_{\text{eff}} \simeq 50 h^{-3} \text{Gpc}^3$ at $z = 0$.

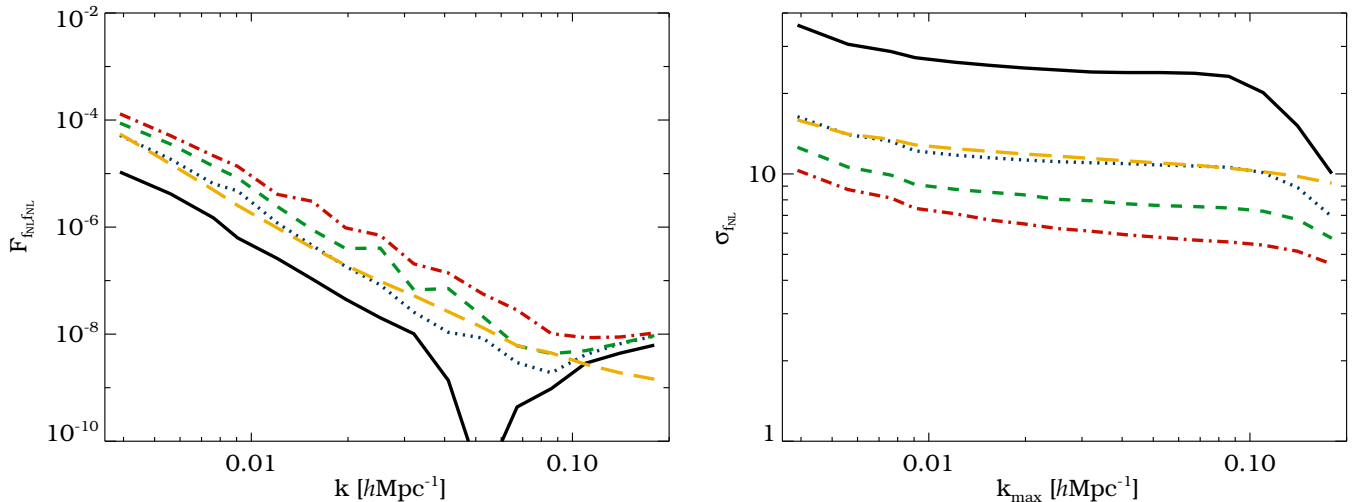


FIG. 8. Fisher information (left panel) and one-sigma error on f_{NL} (right panel, $k_{\text{min}} = 0.0039 h\text{Mpc}^{-1}$, $V_{\text{eff}} \simeq 50 h^{-3} \text{Gpc}^3$) from simulations of FOF halos only ($z = 0$). The lines show the results for 1 (solid black), 3 (dotted blue), 10 (dashed green) and 30 (dot-dashed red) uniform halo mass bins, as well as for 1 weighted bin (long-dashed yellow).

scatter among the data points remains unchanged. This is expected, because we do not consider a second tracer (e.g. the dark matter) in this case, and therefore do not cancel cosmic variance.

2. Multiple tracers

If we want to exploit the gains from sampling variance cancelation in the case where the dark matter density

field is not available, we have to perform a multi-tracer analysis of halos, which is the focus of this section. We now consider Eq. (23) for the chi-square fit. In order to calculate the Fisher information, we use Eq. (29) and thus neglect any possible contribution emerging from the f_{NL} -dependence of the shot noise matrix \mathcal{E} .

Numerical results for the Fisher information content and the one-sigma error on f_{NL} are shown in Fig. 8 for 1, 3, 10 and 30 uniform FOF halo mass bins, as well as for 1 weighted bin. Clearly, the cases of 10 and 30

uniform bins exceed a single bin of the weighted field in Fisher information. This suggests that further improvements compared to the single weighted halo field can be achieved when all the correlations of sufficiently many halo mass bins are taken into account.

In principal, we want to split the halo density field into as many mass bins as possible and extrapolate the results to the limit of infinitely many bins (continuous limit). Note that in the high-sampling limit of $\bar{n} \rightarrow \infty$, $F_{f_{\text{NL}}f_{\text{NL}}}$ from Eq. (30) is limited to $2(b'/b)^2$, whereas the same quantity for several mass bins, Eq. (29), may surpass this bound (see Sec. V). In Sec. IV B we showed that a single optimally weighted halo sample combined with the dark matter reaches the continuous limit in $F_{f_{\text{NL}}f_{\text{NL}}}$, which corresponds to a splitting into infinitely many bins in the multi-tracer approach. It is unclear, whether a similar goal can be achieved from halos alone, e.g. by considering two differently weighted tracers that would preserve all of the information on f_{NL} , because we do not know the continuous limit of the Fisher information in that case. We will therefore turn to theoretical predictions by the halo model in the following paragraph.

V. HALO MODEL PREDICTIONS

A useful theoretical framework for the description of dark matter- and halo clustering is given by the halo model (see, e.g., [38]). Despite its limitations [39], the halo model achieves remarkable agreement with the results from N -body simulations [14, 38]. In particular, it provides an analytical expression for the shot noise matrix in the fiducial Gaussian case, given by

$$\mathcal{E} = \bar{n}^{-1}\mathbf{I} - \mathbf{b}\mathcal{M}^\top - \mathcal{M}\mathbf{b}^\top, \quad (47)$$

where $\mathcal{M} \equiv \mathbf{M}/\bar{\rho}_m - \mathbf{b}\langle nM^2 \rangle / 2\bar{\rho}_m^2$ and \mathbf{M} is a vector containing the mean halo mass of each bin (see [14] for the derivation). Here, \mathbf{b} can be determined by integrating the peak-background split bias $b_{\text{pbs}}(M)$ over the Sheth-Tormen halo mass function dn/dM [40] in each mass bin. The expression $\langle nM^2 \rangle / \bar{\rho}_m^2$ originates from the dark matter one-halo term, so it does not depend on halo mass and from our suite of simulations we determine its Gaussian value to be $\simeq 418h^{-3}\text{Mpc}^3$ at $z = 0$ and $\simeq 45h^{-3}\text{Mpc}^3$ at $z = 1$. In the case of one single mass bin, Eq. (47) reduces to $\mathcal{E} = \bar{n}^{-1} - 2\mathcal{M}b$, while if we project out the lowest eigenmode \mathbf{V}_- and normalize, we obtain the weighted shot noise

$$\mathcal{E}_w \equiv \frac{\mathbf{V}_-^\top \mathcal{E} \mathbf{V}_-}{(\mathbf{V}_-^\top \mathbf{1})^2} = \lambda_- \frac{\mathbf{V}_-^\top \mathbf{V}_-}{(\mathbf{V}_-^\top \mathbf{1})^2}. \quad (48)$$

The eigenvalues λ_\pm with eigenvectors \mathbf{V}_\pm can be found from Eq. (47),

$$\lambda_\pm = \bar{n}^{-1} - \mathcal{M}^\top \mathbf{b} \pm \sqrt{\mathcal{M}^\top \mathcal{M} \mathbf{b}^\top \mathbf{b}}, \quad (49)$$

$$\mathbf{V}_\pm = \mathcal{N}_\pm^{-1} \left(\mathcal{M} / \sqrt{\mathcal{M}^\top \mathcal{M}} \mp \mathbf{b} / \sqrt{\mathbf{b}^\top \mathbf{b}} \right), \quad (50)$$

where

$$\mathcal{N}_\pm \equiv \sqrt{2 \mp 2\mathcal{M}^\top \mathbf{b} / \sqrt{\mathcal{M}^\top \mathcal{M} \mathbf{b}^\top \mathbf{b}}} \quad (51)$$

is a normalization constant to guarantee $\mathbf{V}_\pm^\top \mathbf{V}_\pm = 1$. It is easily verified that $\mathbf{V}_\pm^\top \mathbf{V}_\mp = 0$, i.e. they are orthogonal. In the continuous limit of infinitely many bins ($N \rightarrow \infty$) we can replace \mathbf{V}_\pm by the smooth function

$$\mathbf{V}_\pm = \mathcal{N}_\pm^{-1} \left(\mathcal{M} / \sqrt{\langle \mathcal{M}^2 \rangle} \mp \mathbf{b} / \sqrt{\langle b^2 \rangle} \right), \quad (52)$$

and obtain

$$\mathcal{E}_w = \left(\bar{n}_{\text{tot}}^{-1} - \langle \mathcal{M}b \rangle - \sqrt{\langle \mathcal{M}^2 \rangle \langle b^2 \rangle} \right) \frac{\langle V_-^2 \rangle}{\langle V_- \rangle^2}, \quad (53)$$

$$b_w = \frac{\langle V_- b \rangle}{\langle V_- \rangle}, \quad (54)$$

where b_w is the weighted effective bias and we exchanged the vector products by integrals over the mass function:

$$\mathbf{x}^\top \mathbf{y} \longrightarrow \frac{N}{\bar{n}_{\text{tot}}} \int_{M_{\text{min}}}^{M_{\text{max}}} \frac{dn}{dM}(M) x(M) y(M) dM \equiv N \langle xy \rangle, \quad (55)$$

$$\bar{n}_{\text{tot}} = \int_{M_{\text{min}}}^{M_{\text{max}}} \frac{dn}{dM}(M) dM \equiv N \bar{n}. \quad (56)$$

Figure 9 depicts the halo model prediction for the scale-independent Gaussian bias b_G and shot noise \mathcal{E} as a function of minimum halo mass M_{min} at $z = 0$ and $z = 1$ for both the uniform and the weighted case of a single mass bin. Simulation results are overplotted as symbols for a few M_{min} (we approximate the weighting function $V_-(M)$ by $w(M)$ from Eq. (42) in the simulations). Obviously, modified mass-weighting increases b_G , especially when going to lower halo masses. It is also worth noticing that in contrast to the uniform case, b_G is always greater than unity when weighted by $w(M)$ (at least in the considered mass-range). Going to higher redshift further increases b_G at any given M_{min} .

For the shot noise we observe the opposite behavior: modified mass-weighting leads to a suppression of \mathcal{E} , which is increasingly pronounced towards lower halo masses. Moreover, it is always below the Poisson-model prediction of $\bar{n}_{\text{tot}}^{-1}$. Our N -body simulation results generally confirm this trend (at least down to our resolution limit), although the halo model slightly underestimates the suppression of shot noise between uniform and

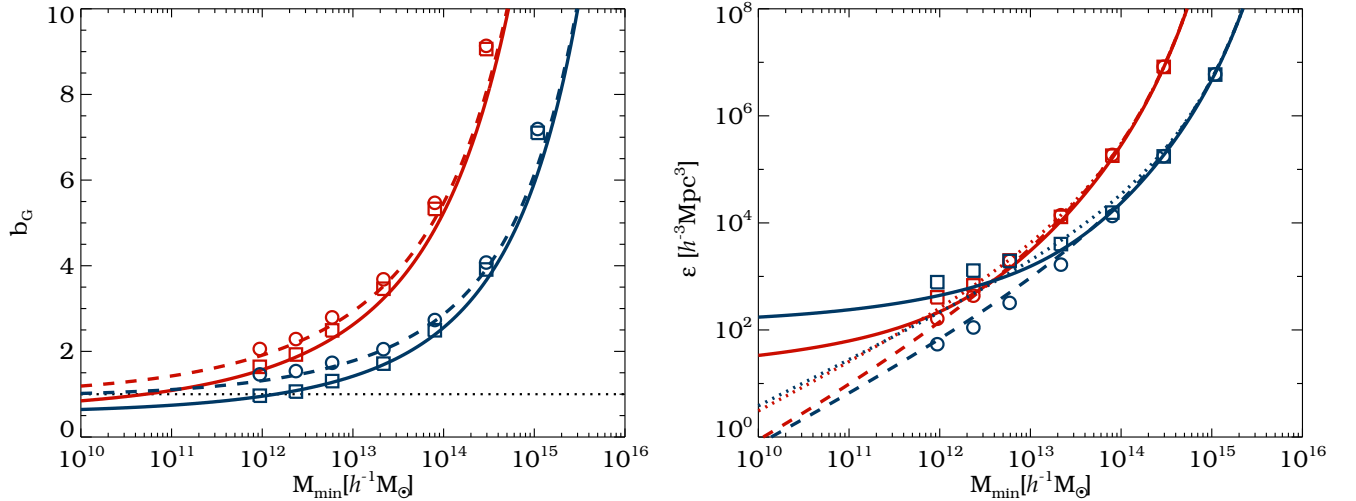


FIG. 9. Halo model predictions for the mean scale-independent Gaussian bias (left panel) and shot noise (right panel) as a function of minimum halo mass from uniform- (solid lines) and weighted halos (dashed lines) from a single mass bin at $z = 0$ (blue) and $z = 1$ (red). N -body simulation results are overplotted respectively as squares and circles for different low-mass cuts. The dotted line in the left panel depicts $b_G = 1$, the ones in the right panel show the Poisson model shot noise $\bar{n}_{\text{tot}}^{-1}$.

weighted halos at lower M_{min} . At higher redshifts, this suppression becomes smaller at given M_{min} , but the magnitude of \mathcal{E}_w at $z = 1$ approaches the one at $z = 0$ towards low M_{min} and is still small compared to the Poisson-model prediction of $\bar{n}_{\text{tot}}^{-1}$.

A. Single tracer

With predictions for b_G and \mathcal{E} at hand, we can directly compute the expected Fisher information content on f_{NL} from a single halo mass bin. If the dark matter density field is known we apply Eq. (40), if it is not we use Eq. (30). In order to obtain most conservative results, we neglect terms featuring derivatives of the shot noise with respect to f_{NL} . We then apply Eq. (44) with $k_{\text{min}} = 0.0039h\text{Mpc}^{-1}$, $k_{\text{max}} = 0.032h\text{Mpc}^{-1}$ and $V \simeq 50h^{-3}\text{Gpc}^3$ to compute the one-sigma error forecast for f_{NL} .

Results are shown in Fig. 10 for $z = 0$. When the dark matter density field is available (red lines and filled symbols), weighting the halos (red dashed lines and filled circles) is always superior to the conventional uniform case (red solid lines and filled squares), especially when going to lower halo masses. In particular, $\sigma_{f_{\text{NL}}}$ substantially decreases with decreasing M_{min} in the weighted case, while for uniform halos it shows a spike at $M_{\text{min}} \simeq 1.4 \times 10^{12}h^{-1}M_{\odot}$. This happens when b_G becomes unity and the non-Gaussian correction to the halo bias in Eq. (3) vanishes, leaving no signature of f_{NL} in the effective bias. Since in the weighted case $b_G > 1$ for all considered M_{min} , this spike does not appear, although we notice that the error on f_{NL} begins to increase below

$$M_{\text{min}} \sim 10^{11}h^{-1}M_{\odot}.$$

The simulation results are overplotted as symbols for a few values of M_{min} , the agreement with the halo model predictions is remarkable. Note that the first two data-points at $M_{\text{min}} = 9.4 \times 10^{11}h^{-1}M_{\odot}$ and $M_{\text{min}} = 2.35 \times 10^{12}h^{-1}M_{\odot}$ resulting from our high-resolution simulation were scaled to the effective volume of our 12 low-resolution boxes. The simulations yield a minimum error of $\sigma_{f_{\text{NL}}} \simeq 0.8$ at $M_{\text{min}} \simeq 10^{12}h^{-1}M_{\odot}$ in the optimally weighted case with the dark matter available. This value is even lower than what is anticipated by the halo model ($\sigma_{f_{\text{NL}}} \simeq 1$).

The results without the dark matter are shown as blue lines and open symbols. $\sigma_{f_{\text{NL}}}$ exhibits a minimum at $M_{\text{min}} \simeq 10^{14}h^{-1}M_{\odot}$ with $\sigma_{f_{\text{NL}}} \sim 10$ for both uniform and weighted halos. Thus, weighting the halos does not decrease the lowest possible error on f_{NL} from the uniform case, as expected. This suggests that only the highest-mass halos (clusters at $z = 0$) need to be considered to optimally constrain f_{NL} from a single-bin survey without observations of the dark matter.

In the limit of $\bar{n} \rightarrow \infty$, $F_{f_{\text{NL}}f_{\text{NL}}} \rightarrow 2(b'/b)^2$. Then, according to Eq. (3) for high M_{min} , $b' \rightarrow b_G u$, and hence $F_{f_{\text{NL}}f_{\text{NL}}} \rightarrow 2u^2$ becomes independent of M_{min} . The corresponding $\sigma_{f_{\text{NL}}}$ in the limit $\bar{n} \rightarrow \infty$ is plotted in Fig. 10 for both uniform- (thin blue solid line) and weighted halos (thin blue dashed line) and it indeed approaches a constant value at high M_{min} . It is about a factor of 2 below the minimum in $\sigma_{f_{\text{NL}}}$ without setting $\bar{n} \rightarrow \infty$.

The results for redshift $z = 1$ are presented in Fig. 11. In comparison to Fig. 10 one can observe that all the curves are shifted towards the lower left of the plot, i.e. the constraints on f_{NL} improve with increasing redshift.

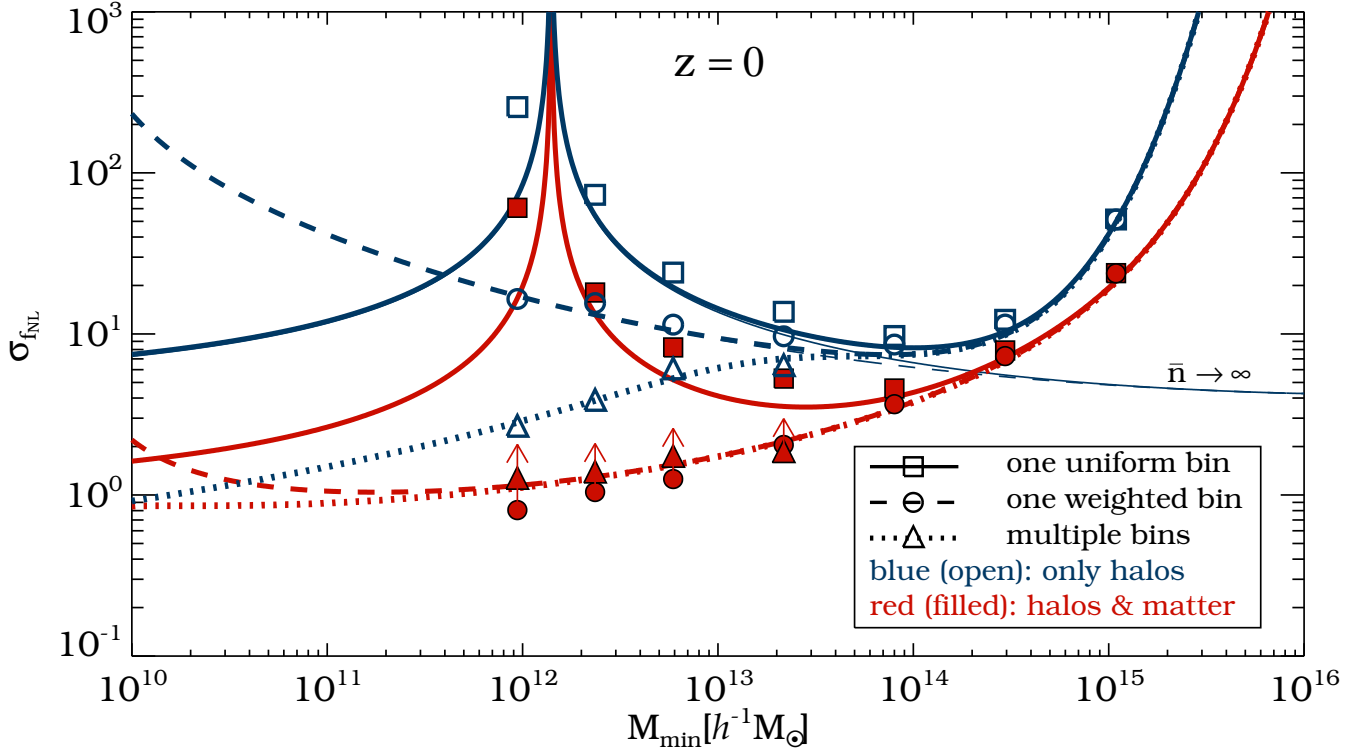


FIG. 10. Halo model predictions for the one-sigma error on f_{NL} (inferred from an effective volume of $V_{\text{eff}} \simeq 50h^{-3}\text{Gpc}^3$, taking into account all modes with $0.0039h\text{Mpc}^{-1} \leq k \leq 0.032h\text{Mpc}^{-1}$ at $z = 0$) as a function of minimum halo mass from uniform- (solid lines) and weighted halos (dashed lines) from a single mass bin. The N -body simulation results are overplotted respectively as squares and circles for different low-mass cuts. Results that assume knowledge of halos and the dark matter are plotted in red (filled symbols), those that only consider halos are depicted in blue (open symbols). The dotted lines (triangles) show the results from splitting the halo catalog into multiple mass bins and taking into account the full halo covariance matrix in calculating $F_{f_{\text{NL}}f_{\text{NL}}}$. The high-sampling limit for one mass bin ($\bar{n} \rightarrow \infty$, $F_{f_{\text{NL}}f_{\text{NL}}} = 2(b'/b)^2$) is overplotted for the uniform- (thin solid line) and the weighted case (thin dashed line). Arrows show the effect of adding a log-normal scatter of $\sigma_{\ln M} = 0.5$ to all halo masses, they are omitted in all cases where the scatter has negligible impact.

This is mainly due to the increase of the Gaussian effective bias b_G with z , as evident from the left panel of Fig. 9. For example, the location of the spikes in $\sigma_{f_{\text{NL}}}(M_{\text{min}})$ requires $b_G = 1$. At $z = 1$ this condition is fulfilled at lower M_{min} ($\simeq 5 \times 10^{10}h^{-1}M_{\odot}$) than at $z = 0$, thus shifting the spikes to the left. Further, since the Fisher information from Eqs. (30) and (40) increases with b_G , $\sigma_{f_{\text{NL}}}(M_{\text{min}})$ decreases, especially at low M_{min} .

In the case of optimally weighted halos with knowledge of the dark matter, our simulations suggest $\sigma_{f_{\text{NL}}} \simeq 0.6$ when reaching $M_{\text{min}} \simeq 10^{12}h^{-1}M_{\odot}$ at $z = 1$, in good agreement with the halo model. It forecasts a value of $\sigma_{f_{\text{NL}}} \simeq 0.2$ when halos down to $M_{\text{min}} \simeq 10^{10}h^{-1}M_{\odot}$ can be resolved at this redshift.

B. Multiple tracers

The more general strategy for constraining f_{NL} from a galaxy survey is to consider all auto- and cross-

correlations between tracers of different mass, namely the halo covariance matrix \mathbf{C}_h . If the dark matter density field is known, one can add the correlations with this field and determine \mathbf{C} . The Fisher information on f_{NL} is then given by Eq. (29) and Eq. (39), respectively. Again, the halo model can be applied to make predictions on the Fisher information content. In Appendix C, the analytical expressions for α , β and γ are derived for arbitrarily many mass bins and the continuous limit of infinite bins.

The dotted lines in Fig. 10 show the halo model predictions at $z = 0$ in this continuous limit of infinitely many mass bins. When the dark matter is available (red dotted line), $\sigma_{f_{\text{NL}}}$ coincides with the results from the optimally weighted one-bin case (dashed red lines). This confirms our claim that with the dark matter density field at hand, modified mass-weighting is the optimal choice for constraining f_{NL} and yields the maximal Fisher information content. Only below $M_{\text{min}} \sim 10^{12}h^{-1}M_{\odot}$ the optimally weighted halo field becomes slightly inferior to the case of infinite bins.

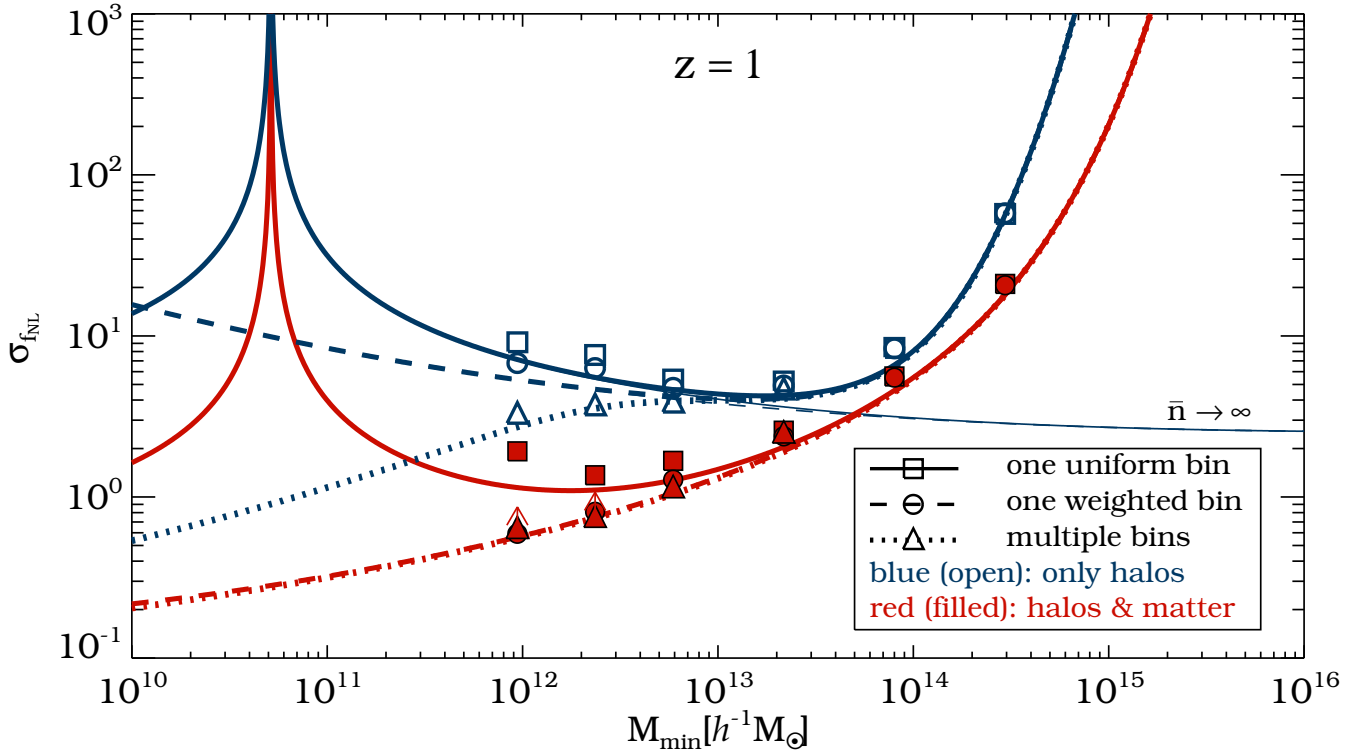


FIG. 11. Same as Fig. 10 at $z = 1$.

From multiple bins of halos without the dark matter (blue dotted line) we observe a different behavior. While at high M_{\min} the error on f_{NL} still matches the results from one mass bin, either uniform (blue solid line) or weighted (blue dashed line), below $M_{\min} \sim 10^{14} h^{-1} M_{\odot}$ it departs towards lower values and finally reaches the same continuous limit as in the case where the dark matter is available at $M_{\min} \sim 10^{10} h^{-1} M_{\odot}$. Thus, galaxies in principle suffice to yield optimal constraints on f_{NL} , however, one has to go to very low halo mass.

Our simulation results for multiple bins (triangles in Fig. 10) support this conclusion. Although we can only consider a limited number of mass bins in the numerical analysis (we used $N = 30$ for our 12 low-res boxes and $N = 10$ for our high-res box), the continuous limit of the halo model can be approached closely. However, note that residuals of sampling variance in the numerical determination of \mathcal{E} , as described in Sec. IV B and shown in Fig. 3, can result in an overestimation of $F_{f_{\text{NL}}} f_{\text{NL}}$. This is especially the case when the number of mass bins N is high, resulting in a low halo number density per bin \bar{n} . Hence, we chose N such that the influence of sampling variance on our results is negligible, and yet clear improvements compared to the single tracer case are established.

One concern in practical applications is scatter in the halo mass estimation. Although X-ray cluster-mass prox-

ies show very tight correlations with halo mass with a log-normal scatter of $\sigma_{\ln M} \lesssim 0.1$ [67, 68], optical mass-estimators are more likely to have $\sigma_{\ln M} \simeq 0.5$ [69]. We applied a log-normal mass scatter of $\sigma_{\ln M} = 0.5$ to all of our halo masses and repeated the numerical analysis for all the cases (symbols) shown in Fig. 10. The arrows in that figure show the effect of adding the scatter, pointing to the new (higher) value of $\sigma_{f_{\text{NL}}}$. We find the effect of the applied mass scatter to be negligible in most of the considered cases (arrows omitted). Only in the case of one weighted halo bin with knowledge of the dark matter (red filled circles) we observe a moderate weakening in f_{NL} -constraints, especially towards lower M_{\min} . This is expected, since we make most heavy use of the halo masses when applying modified mass-weighting. Yet, the improvement compared to the uniform one-bin case remains substantial, so the method is still beneficial in the presence of mass scatter.

At higher redshifts, we observe the same characteristics as in the single-tracer case: the $\sigma_{f_{\text{NL}}}$ -curves are shifted towards the lower left of the plot in Fig. 11, due to the increase in the effective bias with z . Moreover, the impact of mass scatter on $\sigma_{f_{\text{NL}}}$ becomes less severe at higher redshifts, as evident from the smaller arrows in Fig. 11 as compared to Fig. 10. High-redshift data are therefore more promising for constraining f_{NL} . This is good news, since the relatively large effective volume assumed in the

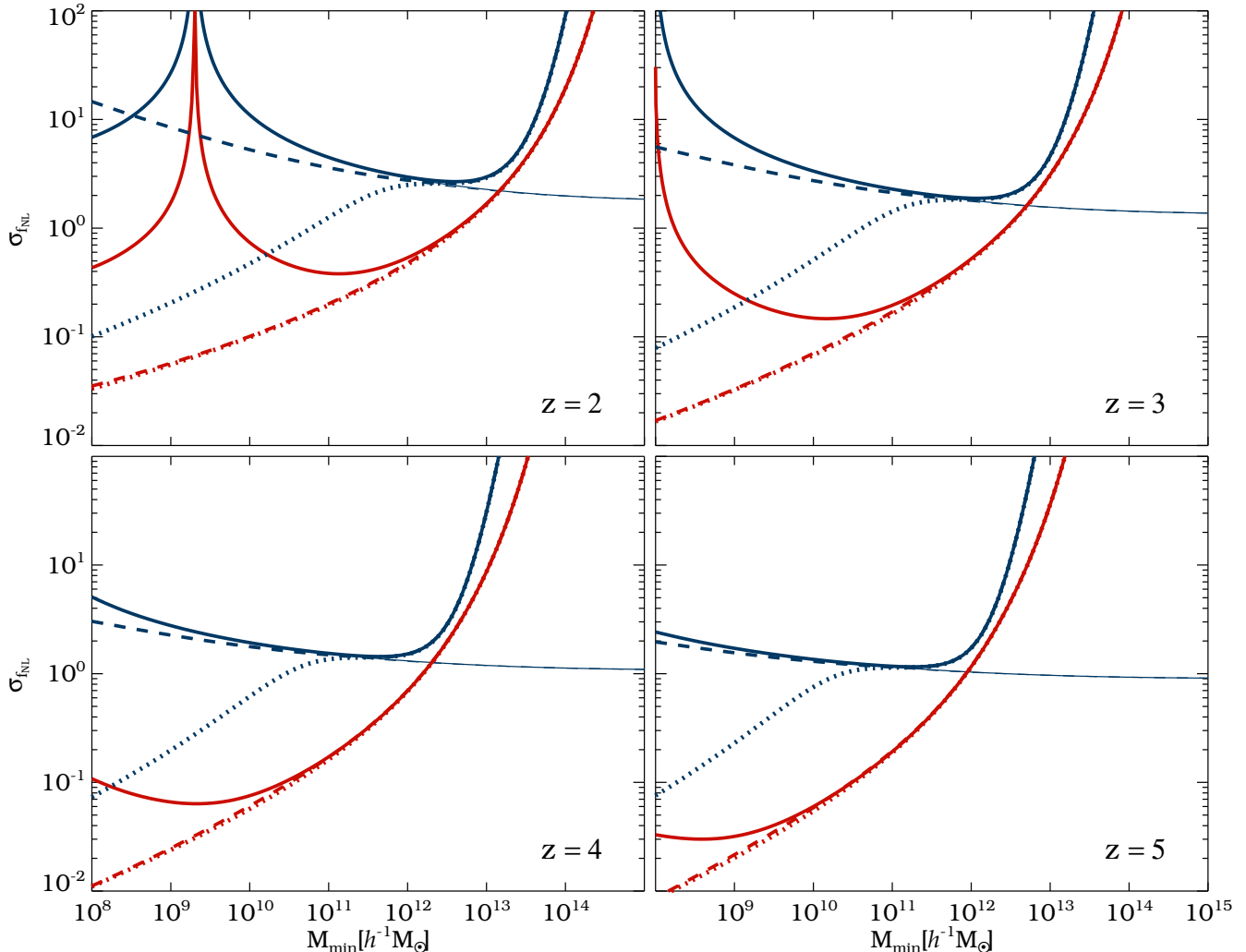


FIG. 12. Same as Figs. 10 and 11 at higher redshifts, as indicated in the bottom right of each panel. Here, only the halo model predictions are shown.

current analysis ($V_{\text{eff}} \simeq 50h^{-3}\text{Gpc}^3$) can only be reached in practical applications when going to $z \sim 1$ or higher.

On the other hand, the convergence of the constraints obtained with- and without the dark matter is pushed to even lower halo masses at higher redshifts. This can be seen in Fig. 12, where we show the halo model predictions for even higher redshifts, going up to $z = 5$. With a mass-threshold of $M_{\text{min}} = 10^{10}h^{-1}M_{\odot}$, the optimal constraints on f_{NL} from only halos start to saturate above $z \simeq 2$, where $\sigma_{f_{\text{NL}}} \simeq 0.5$. This is however not the case when the dark matter is available: the error on f_{NL} decreases monotonically up to $z = 5$ reaching $\sigma_{f_{\text{NL}}} \simeq 0.06$, although for practical purposes it will be difficult to achieve this limit. Yet, reaching $\sigma_{f_{\text{NL}}} \sim 1$ at $z = 1$ and $M_{\text{min}} \sim 10^{11}h^{-1}M_{\odot}$ with a survey volume of about $50h^{-3}\text{Gpc}^3$ seems realistic.

VI. CONCLUSIONS

The aim of this work is to assess the amount of information on primordial non-Gaussianity that can be extracted from the two-point statistics of halo- and dark matter large-scale structure in light of shot noise suppression- and sampling variance cancellation techniques that have been suggested in the literature. For this purpose we developed a theoretical framework for calculating the Fisher information content on f_{NL} that relies on minimal assumptions for the covariance matrix of halos in Fourier space. The main ingredients of this model are the *effective bias* and the *shot noise matrix*, both of which we measure from N -body simulations and compare to analytic predictions. Our results can be summarized as follows:

- On large scales the effective bias agrees well with

linear theory predictions from the literature, while towards smaller scales, it shows deviations that can be explained by the local bias expansion model. The shot noise matrix exhibits two nontrivial eigenvalues λ_+ and λ_- , both of which show a considerable dependence on f_{NL} . We further show that the eigenvector \mathbf{V}_+ is closely related to the second-order bias and that the corresponding eigenvalue λ_+ depends on the shot noise of the squared dark matter density field \mathcal{E}_{δ^2} , which itself depends on f_{NL} weakly. This property can become important when constraining f_{NL} from very high-mass halos (clusters). However, since the Fourier modes of \mathcal{E}_{δ^2} are highly correlated, it is questionable how much information on primordial non-Gaussianity can be gained from the f_{NL} -dependence of the shot noise matrix.

- With the help of N -body simulations we demonstrate how the parameter f_{NL} can be constrained and its error reduced relative to traditional methods by applying optimal weighting- and multiple-tracer techniques to the halos. For our specific simulation setup with $M_{\text{min}} \sim 10^{12}h^{-1}M_{\odot}$, we reach almost one order of magnitude improvements in f_{NL} -constraints at $z = 0$, even if the dark matter density field is not available. The absolute constraints on f_{NL} depend on the minimal halo mass that is resolved in the simulation, or observed in the data, and are expected to improve further when even lower-mass halos or higher redshifts are considered.
- We confirm the existence of a suppression factor (denoted q -factor in the literature) in the amplitude of the linear theory correction to the non-Gaussian halo bias. We argue that this only holds for halos generated with a friends-of-friends finding algorithm and depends on the specified linking length between halo particles. For a linking length of 20 percent of the mean inter-particle distance, our simulations yield $q \simeq 0.8$. For halos generated with a spherical overdensity finder, we demonstrate that the best-fit values of f_{NL} measured from the simulations are fairly consistent with the input values, i.e. $q \simeq 1$.
- We calculate the Fisher information content from the two-point statistics of halos and dark matter in Fourier space, both analytically and numerically, and express the results in terms of an effective bias, a shot noise matrix and the dark matter power spectrum. In the case of a single mass bin and assuming knowledge of the dark matter density field, the Fisher information is inversely proportional to the shot noise and, therefore, not bounded from above if the shot noise vanishes. However, when only the halo distribution is available, the Fisher information remains finite even in the limit of zero shot noise. In this case, the amount of information on f_{NL} can only be increased by dividing the halos into multiple mass bins (multiple tracers).
- Utilizing the halo model we calculate $\sigma_{f_{\text{NL}}}$ and find a remarkable agreement with our simulation results. We show that in the continuous limit of infinite mass bins, optimal constraints on f_{NL} can in principle be achieved even in the case where dark matter observations are not available. With an effective survey volume of $\simeq 50h^{-3}\text{Gpc}^3$ out to scales of $k_{\text{min}} \simeq 0.004h\text{Mpc}^{-1}$ this means $\sigma_{f_{\text{NL}}} \sim 1$ when halos down to $M_{\text{min}} \sim 10^{11}h^{-1}M_{\odot}$ are observed at $z = 0$. In comparison to this, a single-tracer method yields f_{NL} -constraints that are weaker by about one order of magnitude. Further improvements are expected at higher redshifts and lower M_{min} , potentially reaching the level of $\sigma_{f_{\text{NL}}} \lesssim 0.1$.
- In realistic applications, additional sources of noise, such as a scatter in halo mass will have to be considered. We test the impact of adding a log-normal scatter of $\sigma_{\ln M} = 0.5$ to our halo masses and find our results to be relatively unaffected. Assuming the dark matter to be available to correlate against halos is even more uncertain. Weak lensing tomography can only measure the dark matter over a broad radial projection and more work is needed to see how far this approach can be pushed. Moreover, one would also need to include weak lensing ellipticity noise into the analysis, which we have not done here.

We conclude that the shot noise suppression method (modified mass-weighting) as presented in [14] when the dark matter density field is available, and the sampling variance cancelation technique (multiple tracers) as proposed in [9] when it is not, have the potential to significantly improve the constraints on primordial non-Gaussianity from current and future large-scale structure data. In [16] it was found (their Fig. 15) that while the power spectrum analysis of a single tracer with $M_{\text{min}} \sim 10^{14}h^{-1}M_{\odot}$ (close to our optimal mass for a single tracer without the dark matter) predicts $\sigma_{f_{\text{NL}}} \sim 10$ for $V_{\text{eff}} \simeq 50h^{-3}\text{Gpc}^3$, in good agreement with our results, the bispectrum analysis improves this to $\sigma_{f_{\text{NL}}} \sim 5$. Our results suggest that the multi-tracer analysis of the halo power spectrum can improve upon a single-tracer bispectrum analysis, potentially reaching significantly smaller errors on f_{NL} . In principle the multi-tracer approach can also be applied to the halo bispectrum, but it is not clear how much one can benefit from it, since the dominant terms in the bispectrum do not feature any additional scale-dependence that changes with tracer-mass.

In this paper we only focused on primordial non-Gaussianity of the local type and the two-point correlation analysis. Yet, our techniques can be applied to some, but not all, other models of primordial non-Gaussianity, which have only recently been studied in simulations [70–75]. Theoretical calculations of the non-Gaussian halo bias generally suggest different degrees of scale-dependence and amplitudes depending on the model [76–80]. Our methods may help to test those various classes of primordial non-Gaussianity and thus provide a tool to probe the physics of the very early Universe.

ACKNOWLEDGMENTS

We thank Pat McDonald, Tobias Baldauf, Ravi Sheth and Jaiyul Yoo for fruitful discussions, V. Springel for making public his N-body code GADGET II, and A. Knebe for making public his SO halo finder AHF. This work is supported by the Packard Foundation, the Swiss National Foundation under contract 200021-116696/1 and WCU grant R32-10130. VD acknowledges additional support from FK UZH 57184001.

-
- [1] E. Komatsu, *Classical and Quantum Gravity* **27**, 124010 (2010), 1003.6097.
 - [2] N. Bartolo, S. Matarrese, and A. Riotto, *Advances in Astronomy* **2010** (2010), 1001.3957.
 - [3] M. Liguori, E. Sefusatti, J. R. Fergusson, and E. P. S. Shellard, *Advances in Astronomy* **2010** (2010), 1001.4707.
 - [4] A. P. S. Yadav and B. D. Wandelt, *Advances in Astronomy* **2010** (2010), 1006.0275.
 - [5] E. Komatsu *et al.*, *Astrophys. J. Supp.* **192**, 18 (2011), 1001.4538.
 - [6] V. Desjacques and U. Seljak, *Classical and Quantum Gravity* **27**, 124011 (2010), 1003.5020.
 - [7] L. Verde, *Advances in Astronomy* **2010** (2010), 1001.5217.
 - [8] N. Dalal, O. Doré, D. Huterer, and A. Shirokov, *Phys. Rev. D* **77**, 123514 (2008), 0710.4560.
 - [9] U. Seljak, *Physical Review Letters* **102**, 021302 (2009), 0807.1770.
 - [10] A. Slosar, *Journal of Cosmology and Astro-Particle Physics* **3**, 4 (2009), 0808.0044.
 - [11] P. McDonald and U. Seljak, *Journal of Cosmology and Astro-Particle Physics* **10**, 7 (2009), 0810.0323.
 - [12] H. Gil-Marín, C. Wagner, L. Verde, R. Jimenez, and A. F. Heavens, *Mon. Not. R. Astron. Soc.* **407**, 772 (2010), 1003.3238.
 - [13] U. Seljak, N. Hamaus, and V. Desjacques, *Phys. Rev. Lett.* **103**, 091303 (2009), 0904.2963.
 - [14] N. Hamaus, U. Seljak, V. Desjacques, R. E. Smith, and T. Baldauf, *Phys. Rev. D* **82**, 043515 (2010), 1004.5377.
 - [15] Y. Cai, G. Bernstein, and R. K. Sheth, *Mon. Not. R. Astron. Soc.* **412**, 995 (2011), 1007.3500.
 - [16] T. Baldauf, U. Seljak, and L. Senatore, *Journal of Cosmology and Astro-Particle Physics* **4**, 6 (2011), 1011.1513.
 - [17] D. S. Salopek and J. R. Bond, *Phys. Rev. D* **42**, 3936 (1990).
 - [18] A. Gangui, F. Lucchin, S. Matarrese, and S. Mollerach, *Astroph. J.* **430**, 447 (1994), arXiv:astro-ph/9312033.
 - [19] E. Komatsu and D. N. Spergel, *Phys. Rev. D* **63**, 063002 (2001), arXiv:astro-ph/0005036.
 - [20] N. Bartolo, E. Komatsu, S. Matarrese, and A. Riotto, *Phys. Rep.* **402**, 103 (2004), arXiv:astro-ph/0406398.
 - [21] S. Matarrese and L. Verde, *Astrophys. J. Lett.* **677**, L77 (2008), 0801.4826.
 - [22] A. Slosar, C. Hirata, U. Seljak, S. Ho, and N. Padmanabhan, *Journal of Cosmology and Astro-Particle Physics* **8**, 31 (2008), 0805.3580.
 - [23] T. Giannantonio and C. Porciani, *Phys. Rev. D* **81**, 063530 (2010), 0911.0017.
 - [24] D. Jeong and E. Komatsu, *Astroph. J.* **703**, 1230 (2009), 0904.0497.
 - [25] E. Sefusatti, *Phys. Rev. D* **80**, 123002 (2009), 0905.0717.
 - [26] P. McDonald, *Phys. Rev. D* **78**, 123519 (2008), 0806.1061.
 - [27] L. Gao, V. Springel, and S. D. M. White, *Mon. Not. R. Astron. Soc.* **363**, L66 (2005), arXiv:astro-ph/0506510.
 - [28] L. Gao and S. D. M. White, *Mon. Not. R. Astron. Soc.* **377**, L5 (2007), arXiv:astro-ph/0611921.
 - [29] B. A. Reid, L. Verde, K. Dolag, S. Matarrese, and L. Moscardini, *Journal of Cosmology and Astro-Particle Physics* **7**, 13 (2010), 1004.1637.
 - [30] M. Manera and E. Gaztanaga, *ArXiv e-prints* (2009), 0912.0446.
 - [31] V. Desjacques, U. Seljak, and I. T. Iliev, *Mon. Not. R. Astron. Soc.* **396**, 85 (2009), 0811.2748.
 - [32] A. Pillepich, C. Porciani, and O. Hahn, *Mon. Not. R. Astron. Soc.* **402**, 191 (2010), 0811.4176.
 - [33] R. E. Smith, V. Desjacques, and L. Mariani, *Phys. Rev. D* **83**, 043526 (2011), 1009.5085.
 - [34] J. N. Fry and E. Gaztanaga, *Astroph. J.* **413**, 447 (1993), arXiv:astro-ph/9302009.
 - [35] H. J. Mo and S. D. M. White, *Mon. Not. R. Astron. Soc.* **282**, 347 (1996), arXiv:astro-ph/9512127.
 - [36] P. McDonald, *Phys. Rev. D* **74**, 103512 (2006), arXiv:astro-ph/0609413.
 - [37] K. M. Smith and M. LoVerde, *ArXiv e-prints* (2010), 1010.0055.
 - [38] U. Seljak, *Mon. Not. R. Astron. Soc.* **318**, 203 (2000), arXiv:astro-ph/0001493.
 - [39] M. Crocce and R. Scoccimarro, *Phys. Rev. D* **77**, 023533 (2008), 0704.2783.
 - [40] R. K. Sheth and G. Tormen, *Mon. Not. R. Astron. Soc.* **308**, 119 (1999), arXiv:astro-ph/9901122.
 - [41] R. Scoccimarro, R. K. Sheth, L. Hui, and B. Jain, *Astroph. J.* **546**, 20 (2001), arXiv:astro-ph/0006319.
 - [42] A. F. Heavens, S. Matarrese, and L. Verde, *Mon. Not. R. Astron. Soc.* **301**, 797 (1998), arXiv:astro-ph/9808016.

- [43] C. Carbone, L. Verde, and S. Matarrese, *Astrophys. J. Lett.* **684**, L1 (2008), 0806.1950.
- [44] N. Afshordi and A. J. Tolley, *Phys. Rev. D* **78**, 123507 (2008), 0806.1046.
- [45] R. A. Fisher, *Roy. Stat. Soc.* **98**, 39 (1935).
- [46] M. Tegmark, A. N. Taylor, and A. F. Heavens, *Astroph. J.* **480**, 22 (1997), arXiv:astro-ph/9603021.
- [47] A. Heavens, ArXiv e-prints (2009), 0906.0664.
- [48] J. Sherman and W. J. Morrison, *Ann. Math. Stat.* **21**, 124 (1950).
- [49] M. S. Bartlett, *Ann. Math. Stat.* **22**, pp. 107 (1951).
- [50] U. Pen, *Mon. Not. R. Astron. Soc.* **350**, 1445 (2004), arXiv:astro-ph/0402008.
- [51] E. Komatsu *et al.*, *Astrophys. J. Supp.* **180**, 330 (2009), 0803.0547.
- [52] V. Springel, *Mon. Not. R. Astron. Soc.* **364**, 1105 (2005), arXiv:astro-ph/0505010.
- [53] M. Davis, G. Efstathiou, C. S. Frenk, and S. D. M. White, *Astroph. J.* **292**, 371 (1985).
- [54] S. P. D. Gill, A. Knebe, and B. K. Gibson, *Mon. Not. R. Astron. Soc.* **351**, 399 (2004), arXiv:astro-ph/0404258.
- [55] C. Lacey and S. Cole, *Mon. Not. R. Astron. Soc.* **271**, 676 (1994), arXiv:astro-ph/9402069.
- [56] V. R. Eke, S. Cole, and C. S. Frenk, *Mon. Not. R. Astron. Soc.* **282**, 263 (1996), arXiv:astro-ph/9601088.
- [57] R. W. Hockney and J. W. Eastwood, *Computer simulation using particles* (, 1988).
- [58] A. Knebe *et al.*, ArXiv e-prints (2011), 1104.0949.
- [59] M. Grossi *et al.*, *Mon. Not. R. Astron. Soc.* **398**, 321 (2009), 0902.2013.
- [60] A. A. Berlind and D. H. Weinberg, *Astroph. J.* **575**, 587 (2002), arXiv:astro-ph/0109001.
- [61] R. K. Sheth, H. J. Mo, and G. Tormen, *Mon. Not. R. Astron. Soc.* **323**, 1 (2001), arXiv:astro-ph/9907024.
- [62] P. Valageas, *Astron. Astrophys.* **514**, A46+ (2010), 0906.1042.
- [63] S. More, A. Kravtsov, N. Dalal, and S. Gottlöber, ArXiv e-prints (2011), 1103.0005.
- [64] V. Desjacques and U. Seljak, *Advances in Astronomy* **2010** (2010), 1006.4763.
- [65] C. Carbone, O. Mena, and L. Verde, *Journal of Cosmology and Astro-Particle Physics* **7**, 20 (2010), 1003.0456.
- [66] A. Kiessling, A. N. Taylor, and A. F. Heavens, ArXiv e-prints (2011), 1103.3245.
- [67] A. V. Kravtsov, A. Vikhlinin, and D. Nagai, *Astroph. J.* **650**, 128 (2006), arXiv:astro-ph/0603205.
- [68] D. Fabjan *et al.*, ArXiv e-prints (2011), 1102.2903.
- [69] E. Rozo *et al.*, *Astroph. J.* **699**, 768 (2009), 0809.2794.
- [70] A. Taruya, K. Koyama, and T. Matsubara, *Phys. Rev. D* **78**, 123534 (2008), 0808.4085.
- [71] N. Bartolo, J. P. Beltrán Almeida, S. Matarrese, M. Pietroni, and A. Riotto, *Journal of Cosmology and Astro-Particle Physics* **3**, 11 (2010), 0912.4276.
- [72] V. Desjacques and U. Seljak, *Phys. Rev. D* **81**, 023006 (2010), 0907.2257.
- [73] C. Wagner, L. Verde, and L. Boubekur, *Journal of Cosmology and Astro-Particle Physics* **10**, 22 (2010), 1006.5793.
- [74] C. Wagner and L. Verde, ArXiv e-prints (2011), 1102.3229.
- [75] C. Fedeli, C. Carbone, L. Moscardini, and A. Cimatti, *Mon. Not. R. Astron. Soc.* , 498 (2011), 1012.2305.
- [76] L. Verde and S. Matarrese, *Astrophys. J. Lett.* **706**, L91 (2009), 0909.3224.
- [77] E. Sefusatti, M. Liguori, A. P. S. Yadav, M. G. Jackson, and E. Pajer, *Journal of Cosmology and Astro-Particle Physics* **12**, 22 (2009), 0906.0232.
- [78] F. Schmidt and M. Kamionkowski, *Phys. Rev. D* **82**, 103002 (2010), 1008.0638.
- [79] A. Becker, D. Huterer, and K. Kadota, *Journal of Cosmology and Astro-Particle Physics* **1**, 6 (2011), 1009.4189.
- [80] S. Shandera, N. Dalal, and D. Huterer, *Journal of Cosmology and Astro-Particle Physics* **3**, 17 (2011), 1010.3722.

Appendix A: FISHER INFORMATION ON PRIMORDIAL NON-GAUSSIANITY FROM THE COVARIANCE OF HALOS

Plugging Eq. (27) into Eq. (26) and using the cyclicity of the trace yields

$$\begin{aligned}
 F_{f_{\text{NL}}f_{\text{NL}}} &= \frac{1}{2} \text{Tr} \left(\frac{\partial \mathbf{C}_h}{\partial f_{\text{NL}}} \mathbf{C}_h^{-1} \frac{\partial \mathbf{C}_h}{\partial f_{\text{NL}}} \mathbf{C}_h^{-1} \right) = \frac{1}{2} \text{Tr} \left[(\mathbf{b}' \mathbf{b}'^\top \mathbf{C}_h^{-1} P + \mathbf{b} \mathbf{b}'^\top \mathbf{C}_h^{-1} P + \boldsymbol{\mathcal{E}}' \mathbf{C}_h^{-1})^2 \right] = \\
 &= \mathbf{b}'^\top \mathbf{C}_h^{-1} \mathbf{b} \mathbf{b}'^\top \mathbf{C}_h^{-1} \mathbf{b}' P^2 + \mathbf{b}'^\top \mathbf{C}_h^{-1} \mathbf{b}' \mathbf{b}'^\top \mathbf{C}_h^{-1} \mathbf{b}' P^2 + 2 \mathbf{b}'^\top \mathbf{C}_h^{-1} \boldsymbol{\mathcal{E}}' \mathbf{C}_h^{-1} \mathbf{b}' P + \frac{1}{2} \text{Tr} \left(\boldsymbol{\mathcal{E}}' \mathbf{C}_h^{-1} \boldsymbol{\mathcal{E}}' \mathbf{C}_h^{-1} \right). \quad (\text{A1})
 \end{aligned}$$

Applying Eq. (28) yields

$$\mathbf{b}^\top \mathbf{C}_h^{-1} \mathbf{b} P = \alpha - \frac{\alpha^2}{1 + \alpha} = \frac{\alpha}{1 + \alpha}, \quad (\text{A2})$$

$$\mathbf{b}^\top \mathbf{C}_h^{-1} \mathbf{b}' P = \beta - \frac{\beta \alpha}{1 + \alpha} = \frac{\beta}{1 + \alpha}, \quad (\text{A3})$$

$$\mathbf{b}'^\top \mathbf{C}_h^{-1} \mathbf{b}' P = \gamma - \frac{\beta^2}{1 + \alpha} = \frac{\gamma + \alpha \gamma - \beta^2}{1 + \alpha}, \quad (\text{A4})$$

$$\mathbf{b}^\top \mathbf{C}_h^{-1} \mathcal{E}' \mathbf{C}_h^{-1} \mathbf{b}' P = \nu - \frac{\alpha \nu + \beta \mu}{1 + \alpha} + \frac{\alpha \beta \mu}{(1 + \alpha)^2}, \quad (\text{A5})$$

$$\frac{1}{2} \text{Tr}(\mathcal{E}' \mathbf{C}_h^{-1} \mathcal{E}' \mathbf{C}_h^{-1}) = \tau + \frac{\rho}{1 + \alpha} + \frac{\mu^2/2}{(1 + \alpha)^2}, \quad (\text{A6})$$

where

$$\alpha \equiv \mathbf{b}^\top \mathcal{E}^{-1} \mathbf{b} P, \quad \beta \equiv \mathbf{b}^\top \mathcal{E}^{-1} \mathbf{b}' P, \quad \gamma \equiv \mathbf{b}'^\top \mathcal{E}^{-1} \mathbf{b}' P, \quad (\text{A7})$$

$$\mu \equiv -\mathbf{b}^\top (\mathcal{E}^{-1})' \mathbf{b} P, \quad \nu \equiv -\mathbf{b}^\top (\mathcal{E}^{-1})' \mathbf{b}' P, \quad (\text{A8})$$

$$\rho \equiv \mathbf{b}^\top (\mathcal{E}^{-1})' \mathcal{E} (\mathcal{E}^{-1})' \mathbf{b} P, \quad (\text{A9})$$

$$\tau \equiv \frac{1}{2} \text{Tr}(\mathcal{E}' \mathcal{E}^{-1} \mathcal{E}' \mathcal{E}^{-1}). \quad (\text{A10})$$

Finally, we get

$$F_{f_{\text{NL}} f_{\text{NL}}} = \frac{(1 + \alpha)(\alpha \gamma + 2\nu - \rho) + (1 - \alpha)\beta^2 + (\mu/2 - 2\beta)\mu}{(1 + \alpha)^2} + \tau. \quad (\text{A11})$$

For a single mass bin we have $\alpha \gamma = \beta^2$, $\alpha \nu = \beta \mu$, $\alpha \rho = \mu^2$, $\gamma \rho = \nu^2$ and $\alpha \tau = \rho/2$. In this case, Eq. (A11) becomes

$$F_{f_{\text{NL}} f_{\text{NL}}} = 2 \left(\frac{\beta + \sqrt{\tau/2}}{1 + \alpha} \right)^2 = 2 \left(\frac{b b' P + \mathcal{E}'/2}{b^2 P + \mathcal{E}} \right)^2. \quad (\text{A12})$$

Appendix B: FISHER INFORMATION ON PRIMORDIAL NON-GAUSSIANITY FROM THE COVARIANCE OF HALOS AND DARK MATTER

Now we need to work out Eq. (26) by plugging in Eq. (37) and (38). Let us first note that

$$\frac{\partial \mathbf{C}}{\partial f_{\text{NL}}} \mathbf{C}^{-1} = \begin{pmatrix} -\beta & \mathbf{b}'^\top \mathcal{E}^{-1} P \\ \mathbf{b}' - \beta \mathbf{b} - \mathcal{E}' \mathcal{E}^{-1} \mathbf{b} & \mathbf{b} \mathbf{b}'^\top \mathcal{E}^{-1} P + \mathcal{E}' \mathcal{E}^{-1} \end{pmatrix}. \quad (\text{B1})$$

This yields

$$\begin{aligned} F_{f_{\text{NL}} f_{\text{NL}}} &= \frac{1}{2} \text{Tr} [\beta^2 + \mathbf{b}'^\top \mathcal{E}^{-1} \mathbf{b}' P - \beta \mathbf{b}'^\top \mathcal{E}^{-1} \mathbf{b} P - \mathbf{b}'^\top \mathcal{E}^{-1} \mathcal{E}' \mathcal{E}^{-1} \mathbf{b} P + \mathbf{b}' \mathbf{b}'^\top \mathcal{E}^{-1} P - \beta \mathbf{b} \mathbf{b}'^\top \mathcal{E}^{-1} P \\ &\quad - \mathcal{E}' \mathcal{E}^{-1} \mathbf{b} \mathbf{b}'^\top \mathcal{E}^{-1} P + \mathbf{b} \mathbf{b}'^\top \mathcal{E}^{-1} \mathbf{b} \mathbf{b}'^\top \mathcal{E}^{-1} P^2 + \mathbf{b} \mathbf{b}'^\top \mathcal{E}^{-1} \mathcal{E}' \mathcal{E}^{-1} P + \mathcal{E}' \mathcal{E}^{-1} \mathbf{b} \mathbf{b}'^\top \mathcal{E}^{-1} P + \mathcal{E}' \mathcal{E}^{-1} \mathcal{E}' \mathcal{E}^{-1}] = \\ &= \frac{1}{2} (\beta^2 + \gamma - \beta^2 - \nu + \gamma - \beta^2 - \nu + \beta^2 + \nu + \nu + 2\tau) = \gamma + \tau. \quad (\text{B2}) \end{aligned}$$

Appendix C: HALO MODEL PREDICTION FOR ALPHA, BETA AND GAMMA

In the halo model the shot noise matrix is given by Eq. (47). In order to invert \mathcal{E} , we write $\mathcal{E} = \mathcal{A} - \mathcal{M} \mathbf{b}^\top$ with $\mathcal{A} \equiv \bar{n}^{-1} \mathbf{I} - \mathbf{b} \mathcal{M}^\top$ and apply the Sherman-Morrison formula:

$$\mathcal{E}^{-1} = \mathcal{A}^{-1} + \frac{\mathcal{A}^{-1} \mathcal{M} \mathbf{b}^\top \mathcal{A}^{-1}}{1 - \mathbf{b}^\top \mathcal{A}^{-1} \mathcal{M}}. \quad (\text{C1})$$

Likewise, we apply the Sherman-Morrison formula to invert \mathcal{A} :

$$\mathcal{A}^{-1} = \bar{n}\mathbf{I} + \frac{\mathbf{b}\mathcal{M}^\top\bar{n}}{\bar{n}^{-1} - \mathcal{M}^\top\mathbf{b}}. \quad (\text{C2})$$

With

$$\alpha \equiv \mathbf{b}^\top \mathcal{E}^{-1} \mathbf{b} P = \frac{\mathbf{b}^\top \mathcal{A}^{-1} \mathbf{b}}{1 - \mathbf{b}^\top \mathcal{A}^{-1} \mathcal{M}} P, \quad (\text{C3})$$

$$\beta \equiv \mathbf{b}^\top \mathcal{E}^{-1} \mathbf{b}' P = \frac{\mathbf{b}^\top \mathcal{A}^{-1} \mathbf{b}'}{1 - \mathbf{b}^\top \mathcal{A}^{-1} \mathcal{M}} P, \quad (\text{C4})$$

$$\gamma \equiv \mathbf{b}'^\top \mathcal{E}^{-1} \mathbf{b}' P = \frac{\mathbf{b}'^\top \mathcal{A}^{-1} \mathbf{b}' (1 - \mathbf{b}^\top \mathcal{A}^{-1} \mathcal{M}) + \mathbf{b}'^\top \mathcal{A}^{-1} \mathcal{M} \mathbf{b}^\top \mathcal{A}^{-1} \mathbf{b}'}{1 - \mathbf{b}^\top \mathcal{A}^{-1} \mathcal{M}} P, \quad (\text{C5})$$

and

$$\mathbf{b}^\top \mathcal{A}^{-1} \mathbf{b} = \frac{\mathbf{b}^\top \mathbf{b}}{\bar{n}^{-1} - \mathcal{M}^\top \mathbf{b}}, \quad (\text{C6})$$

$$\mathbf{b}^\top \mathcal{A}^{-1} \mathcal{M} = \frac{\mathcal{M}^\top \mathbf{b} (\bar{n}^{-1} - \mathcal{M}^\top \mathbf{b}) + \mathbf{b}^\top \mathbf{b} \mathcal{M}^\top \mathcal{M}}{\bar{n}^{-1} - \mathcal{M}^\top \mathbf{b}} \bar{n}, \quad (\text{C7})$$

$$\mathbf{b}^\top \mathcal{A}^{-1} \mathbf{b}' = \frac{\mathbf{b}^\top \mathbf{b}' (\bar{n}^{-1} - \mathcal{M}^\top \mathbf{b}) + \mathbf{b}^\top \mathbf{b} \mathcal{M}^\top \mathbf{b}'}{\bar{n}^{-1} - \mathcal{M}^\top \mathbf{b}} \bar{n}, \quad (\text{C8})$$

$$\mathbf{b}'^\top \mathcal{A}^{-1} \mathcal{M} = \frac{\mathcal{M}^\top \mathbf{b}' (\bar{n}^{-1} - \mathcal{M}^\top \mathbf{b}) + \mathbf{b}'^\top \mathbf{b}' \mathcal{M}^\top \mathcal{M}}{\bar{n}^{-1} - \mathcal{M}^\top \mathbf{b}} \bar{n}, \quad (\text{C9})$$

$$\mathbf{b}'^\top \mathcal{A}^{-1} \mathbf{b}' = \frac{\mathbf{b}'^\top \mathbf{b}' (\bar{n}^{-1} - \mathcal{M}^\top \mathbf{b}) + \mathbf{b}'^\top \mathbf{b}' \mathcal{M}^\top \mathbf{b}'}{\bar{n}^{-1} - \mathcal{M}^\top \mathbf{b}} \bar{n}, \quad (\text{C10})$$

after some algebra we get

$$\alpha = \frac{\mathbf{b}^\top \mathbf{b}}{\lambda_+ \lambda_-} \bar{n}^{-1} P, \quad (\text{C11})$$

$$\beta = \frac{\mathbf{b}^\top \mathbf{b}' (\bar{n}^{-1} - \mathcal{M}^\top \mathbf{b}) + \mathbf{b}^\top \mathbf{b} \mathcal{M}^\top \mathbf{b}'}{\lambda_+ \lambda_-} P, \quad (\text{C12})$$

$$\gamma = \mathbf{b}'^\top \mathbf{b}' \bar{n} P + \frac{\mathbf{b}^\top \mathbf{b} (\mathcal{M}^\top \mathbf{b}')^2 + \mathcal{M}^\top \mathcal{M} (\mathbf{b}^\top \mathbf{b}')^2 + 2 \mathbf{b}^\top \mathbf{b}' \mathcal{M}^\top \mathbf{b}' (\bar{n}^{-1} - \mathcal{M}^\top \mathbf{b})}{\lambda_+ \lambda_-} \bar{n} P, \quad (\text{C13})$$

with $\lambda_+ \lambda_- = (\bar{n}^{-1} - \mathcal{M}^\top \mathbf{b})^2 - \mathbf{b}^\top \mathbf{b} \mathcal{M}^\top \mathcal{M}$. According to Eq. (3) we can write $\mathbf{b}' = (\mathbf{b} - \mathbf{1})u$. Moreover, in the continuous limit we can exchange the vector products by integrals as in Eq. (55). This finally yields

$$\alpha = \frac{\langle b^2 \rangle}{(\bar{n}_{\text{tot}}^{-1} - \langle \mathcal{M} b \rangle)^2 - \langle b^2 \rangle \langle \mathcal{M}^2 \rangle} \bar{n}_{\text{tot}}^{-1} P, \quad (\text{C14})$$

$$\beta = \frac{(\langle b^2 \rangle - \langle b \rangle) (\bar{n}_{\text{tot}}^{-1} - \langle \mathcal{M} b \rangle) + \langle b^2 \rangle (\langle \mathcal{M} b \rangle - \langle \mathcal{M} \rangle)}{(\bar{n}_{\text{tot}}^{-1} - \langle \mathcal{M} b \rangle)^2 - \langle b^2 \rangle \langle \mathcal{M}^2 \rangle} u P, \quad (\text{C15})$$

$$\begin{aligned} \gamma &= (\langle b^2 \rangle - 2\langle b \rangle + 1) \bar{n}_{\text{tot}} u^2 P \\ &+ \frac{\langle b^2 \rangle (\langle \mathcal{M} b \rangle - \langle \mathcal{M} \rangle)^2 + \langle \mathcal{M}^2 \rangle (\langle b^2 \rangle - \langle b \rangle)^2 + 2 (\langle b^2 \rangle - \langle b \rangle) (\langle \mathcal{M} b \rangle - \langle \mathcal{M} \rangle) (\bar{n}_{\text{tot}}^{-1} - \langle \mathcal{M} b \rangle)}{(\bar{n}_{\text{tot}}^{-1} - \langle \mathcal{M} b \rangle)^2 - \langle b^2 \rangle \langle \mathcal{M}^2 \rangle} \bar{n}_{\text{tot}} u^2 P. \end{aligned} \quad (\text{C16})$$