

Absence of day–night asymmetry of 862 keV ${}^7\text{Be}$ solar neutrino rate in Borexino and MSW oscillation parameters

G. Bellini^h, J. Benziger^k, D. Bick^s, S. Bonetti^h, G. Bonfina^e, M. Buizza Avanzini^h, B. Caccianiga^h, L. Cadonati^p, F. Calaprice^l, C. Carraro^c, P. Cavalcante^e, A. Chavarria^l, D. D’Angeloⁿ, S. Davini^c, A. Derbin^m, A. Etenko^g, F. von Feilitzschⁿ, K. Fomenko^{b,e}, D. Franco^a, C. Galbiati^l, S. Gazzana^e, C. Ghiano^e, M. Giammarchi^h, M. Göger-Neffⁿ, A. Goretti^l, L. Grandi^l, E. Guardincerri^c, S. Hardy^q, Aldo Ianni^e, Andrea Ianni^l, V. Kobychiev^f, D. Korablev^b, G. Korga^e, Y. Koshio^e, D. Kryn^a, T. Lewkeⁿ, E. Litvinovich^g, B. Loer^l, F. Lombardi^e, P. Lombardi^h, L. Ludhova^h, I. Machulin^g, S. Manecki^q, W. Maneschg^l, G. Manuzio^c, Q. Meindlⁿ, E. Meroni^h, L. Miramonti^h, M. Misiaszek^d, D. Montanari^{e,l}, P. Mosteiro^l, V. Muratova^m, L. Oberauerⁿ, M. Obolensky^a, F. Ortica^j, M. Pallavicini^c, L. Papp^{e,q}, C. Peña-Garay^o, L. Perasso^h, S. Perasso^c, A. Pocar^p, R.S. Raghavan^q, G. Ranucci^h, A. Razeto^e, A. Re^h, A. Romani^j, A. Sabelnikov^g, R. Saldanha^l, C. Salvo^c, S. Schönert^{i,n}, H. Simgenⁱ, M. Skorokhvatov^g, O. Smirnov^b, A. Sotnikov^b, S. Sukhotin^g, Y. Suvorov^{e,g}, R. Tartaglia^e, G. Testera^c, D. Vignaud^a, R.B. Vogelaar^q, J. Winterⁿ, M. Wojcik^d, A. Wright^l, M. Wurmⁿ, J. Xu^l, O. Zaimidoroga^b, S. Zavatarelli^c, and G. Zuzel^{i,d}
(Borexino Collaboration)

- a) *Laboratoire AstroParticule et Cosmologie, 75231 Paris cedex 13, France*
- b) *Joint Institute for Nuclear Research, Dubna 141980, Russia*
- c) *Dipartimento di Fisica, Università e INFN, Genova 16146, Italy*
- d) *M. Smoluchowski Institute of Physics, Jagellonian University, Krakow, 30059, Poland*
- e) *INFN Laboratori Nazionali del Gran Sasso, Assergi 67010, Italy*
- f) *Kiev Institute for Nuclear Research, Kiev 06380, Ukraine*
- g) *RRC Kurchatov Institute, Moscow 123182, Russia*
- h) *Dipartimento di Fisica, Università degli Studi e INFN, Milano 20133, Italy*
- i) *Max-Planck-Institut für Kernphysik, Heidelberg 69029, Germany*
- j) *Dipartimento di Chimica, Università e INFN, Perugia 06123, Italy*
- k) *Chemical Engineering Department, Princeton University, Princeton, NJ 08544, USA*
- l) *Physics Department, Princeton University, Princeton, NJ 08544, USA*
- m) *St. Petersburg Nuclear Physics Institute, Gatchina 188350, Russia*
- n) *Physik Department, Technische Universität München, Garching 85747, Germany*
- o) *Instituto de Física Corpuscular, CSIC-UVEG, Valencia E-46071, España*
- p) *Physics Department, University of Massachusetts, Amherst 01003, USA*
- q) *Physics Department, Virginia Polytechnic Institute and State University, Blacksburg, VA 24061, USA*
- r) *Institute of Nuclear Physics, Lomonosov Moscow State University, 119899, Moscow, Russia and*
s) *Institut für Experimentalphysik, Universität Hamburg, Germany*

We report on a search for the day–night asymmetry of the ${}^7\text{Be}$ solar neutrino rate measured by Borexino at the Laboratori Nazionali del Gran Sasso (LNGS), Italy. The measured value, $A_{dn} = 0.001 \pm 0.012$ (stat) ± 0.007 (syst), shows the absence of a significant asymmetry. This result alone rejects the so-called LOW solution at more than 8.5σ . Combined with the other solar neutrino data, it isolates the Large Mixing Angle (LMA) – MSW solution at $\Delta\chi^2 > 190$ without relying on the assumption of CPT symmetry in the neutrino sector. We also show that including the day–night asymmetry, data from Borexino alone restricts the MSW neutrino oscillations to the LMA solution at 90% confidence level.

Solar neutrino [1–3] and reactor anti-neutrino [4] experiments have proved that solar neutrinos undergo flavor conversion along their trip from the Sun’s core to the Earth, and that the oscillations are well described by the so called LMA-MSW [5] solution. However, this determination of the oscillation parameters relies on the assumption that the CPT symmetry is exactly valid in the neutrino sector. Solar neutrino data alone are unable to isolate a unique solution with high confidence level (c.l.).

Early experiments allowed four physically distinguishable solutions to the solar neutrino problem: three MSW solutions, namely a small mixing angle solution (SMA), where a large conversion is due to the crossing of a resonance, a large mixing angle solution (LMA), where neutrinos adiabatically cross the solar density, a low neutrino

mass squared splitting solution (LOW), where non adiabaticity and neutrino regeneration inside the Earth are relevant, and finally a vacuum oscillation solution (Just-So), where the neutrino mass squared splitting matches the ratio of the energy to the path length from the Sun to the Earth. The Just-So and SMA solutions are strongly disfavored by the flatness of the ${}^8\text{B}$ neutrino spectrum and the ${}^8\text{B}$ rate [2, 3].

The lack of significant distortions in the ${}^8\text{B}$ spectrum and the non-observation of the day–night effect in ${}^8\text{B}$ neutrinos is compatible with both the LMA and the LOW region (defined by the parameter ranges $\Delta m^2 \in [5 \cdot 10^{-8}, 3 \cdot 10^{-7}] \text{ eV}^2$ and $0.1 < \tan^2\theta < 1$). Therefore, rejection of the LOW solution relies mainly on the comparison of the interaction rates measured by the different solar neutrino

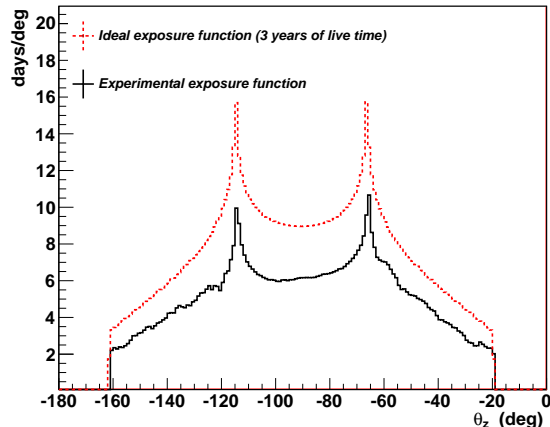


FIG. 1. The experimental exposure function (black continuous line) and the ideal exposure function (red dotted line) corresponding to 3 years of data taking without interruptions at G. Sasso as a function of the θ_z angle (1 deg/bin). The interval from -180° to -90° corresponds to day (360.25 days) and the one from -90° to 0° to night time (380.63 days). We recall that at LNGS latitude the Sun is never at the zenith.

experiments. Unfortunately, these tests are weaker and model dependent, which leads to the widespread rejection of the LOW solution by the comparison with the LMA solution χ^2 . In fact, both solutions pass the absolute χ^2 hypothesis test and the LOW is usually rejected just because its χ^2 is worse. The LOW solution can be rejected by the reactor anti-neutrino KamLAND experiment, but this is possible only by assuming CPT invariance in the neutrino sector. This assumption, though rather strongly motivated by the CPT theorem, is not experimentally proved in the neutrino sector; in fact, there are a few experimental hints of possible CPT violation, i.e. that the oscillation parameters for neutrinos and anti-neutrinos might be different [6–8].

It is therefore important to determine the neutrino oscillation parameters without relying on CPT symmetry. The best neutrino observable to distinguish between the LOW and LMA solutions is the asymmetry between day and night rates of low energy neutrinos due to matter effects in the Earth. The expected day–night asymmetry of solar ${}^7\text{Be}$ neutrinos is smaller than +0.1% in the LMA region, while it ranges between 11% and 80% in the LOW region. In this letter, we report the null measurement of the day–night asymmetry of the ${}^7\text{Be}$ count rate in Borexino and show that this rejects the LOW solution at more than 8.5σ , assuming gaussian approximation.

The Borexino detector [9, 10] is installed in Hall C of the Laboratori Nazionali del Gran Sasso (latitude 42.4275° N) in Italy and has taken data since May 2007. Solar neutrinos are detected by means of their elastic scattering on electrons. The target is composed of

≈ 278 tons of organic liquid scintillator viewed by 2212 photomultipliers and shielded against external neutrons and γ radiation [11]. The data used in this analysis were collected from May 16th, 2007 until May 8th, 2010, and correspond to 757.8 live days (69.7% duty cycle). Day and night time are defined according to the value of θ_z , the angle between the vertical z -axis of the detector and the vector from the Sun to the detector. During the day $\cos\theta_z$ is negative, while during night it is positive (see Fig. 1). The distribution of θ_z corresponding to the live time (experimental exposure function) is shown in Fig. 1 and its asymmetry is mainly due to the interruptions of data taking and to the calibration activities which were carried out in October 2008, February 2009, and June–July 2009. The experimental exposure function represents the θ_z -distribution of events uniformly distributed in time: a day–night effect of ${}^7\text{Be}$ solar neutrinos flux should appear as a distortion of the angle distribution of the neutrino candidates with respect to the exposure function. The day–night asymmetry A_{dn} of the ${}^7\text{Be}$ count rate is defined as:

$$A_{dn} = 2 \frac{R_N - R_D}{R_N + R_D} = \frac{R_{diff}}{\bar{R}} \quad (1)$$

where R_N and R_D are the night and day ${}^7\text{Be}$ -neutrino count rates, while R_{diff} is their difference and \bar{R} is the mean rate. The day and night live times are 360.25 and 380.63 days respectively, including the reduction due to the selection cuts.

As discussed in [12], scintillation events due to ${}^7\text{Be}$ solar neutrinos cannot be distinguished one by one from background events (cosmogenics and radioactivity). The signal and background contributions are quantified through a fit of the energy spectrum of the events reconstructed within a suitable fiducial volume (FV) (86.01 m^3 in [12], called here *the standard FV*) and passing a series of cuts which eliminate muons and short-lived cosmogenic events, time correlated background events, and spurious noise events (details of this event selection will be published in [13]). The energy region from 550 to 800 keV is here called the *${}^7\text{Be}$ neutrino energy window* and it is the energy region where the signal-to-background ratio is maximum and where no contribution from ${}^{11}\text{C}$ is expected. From the spectral fit in [12], the signal-to-background ratio in the standard FV and in the neutrino energy window is 0.80 ± 0.04 . In this analysis, in order to increase the statistical sample, we also consider events reconstructed inside a larger spherical fiducial volume of 3.3 meter radius. From the measured count rate in the neutrino window and assuming uniform spatial distribution of the ${}^7\text{Be}$ events we obtain a signal-to-background ratio 0.70 ± 0.04 . The decrease in the signal-to-background ratio is due to spatially non-uniform backgrounds produced by external gamma rays and ${}^{222}\text{Rn}$ events.

Fig. 2 shows the day and night energy spectra su-

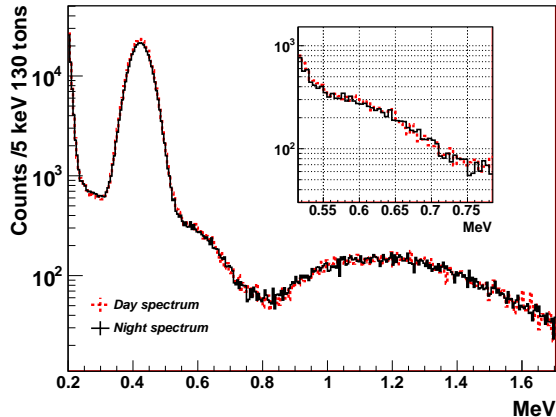


FIG. 2. The energy spectrum of events during day (red) and night (black) normalized to the day live time in the enlarged FV. The insert shows the ${}^7\text{Be}$ neutrino energy window. See [12] for details on this spectral shape.

perimposed and normalized to the same live-time (the day one), while Fig. 3 shows the θ_z distribution of the events in the neutrino energy window and in the enlarged fiducial volume normalized to the experimental exposure function. The annual modulation of the neutrino flux due to the seasonal variation of the Earth-Sun distance mimics a day-night effect increasing the measured ${}^7\text{Be}$ neutrino count rate by 0.37% during the night time and decreasing the one during the day by 0.39%. A bin to bin correction has been applied to the exposure function to account for this effect. Fig. 3 does not show any distortion from a flat distribution. This result, together with direct comparison of the day (D) and night (N) spectra in the enlarged FV, shows that no gross day-night effect is present.

One way to obtain the asymmetry A_{dn} is by fitting the D and N spectra separately in the standard FV as in [12], to obtain R_D and R_N . The result is $A_{dn} = 0.007 \pm 0.073$. According to the first expression in Eq. 1, the associated statistical error $\sigma_{A_{dn}} \simeq \sqrt{2} \frac{\sigma_N}{R_N} \simeq \sqrt{2} \frac{\sigma_D}{R_D}$ is limited by the statistical errors σ_N and σ_D affecting the fit results.

A more sensitive method to measure A_{dn} relies on the assumption that the main backgrounds that limit the sensitivity in [12] (${}^{85}\text{Kr}$ and ${}^{210}\text{Bi}$) are the same during day and night. With this very reasonable assumption, A_{dn} is obtained by subtracting the D and N spectra (normalized to the day live time) following the second term in Eq. 1 and then searching for a residual component having the shape of the electron recoil spectrum due to ${}^7\text{Be}$ neutrinos. In case of no day-night effect and if the background rate is constant in time the subtracted spectrum S should be exactly flat. Since these neutrinos are monoenergetic, we expect the same ${}^7\text{Be}$ spectral shape in both day and night. For this analysis the enlarged fiducial volume has

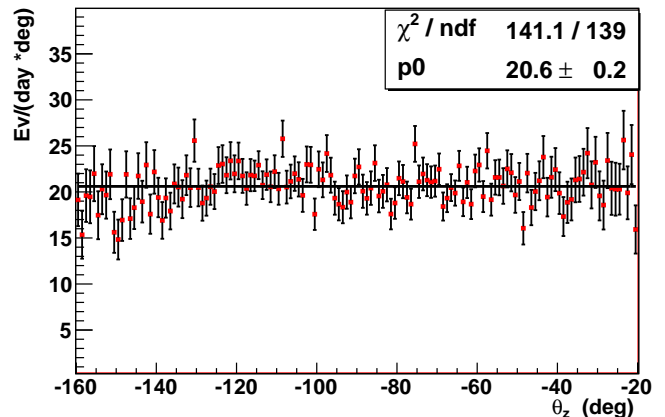


FIG. 3. Normalized θ_z -angle distribution of the events in enlarged FV in the ${}^7\text{Be}$ neutrino energy window. The Earth orbital effect has been taken into account.

been used.

The subtracted plot S is shown in Fig. 4. A clear negative ${}^{210}\text{Po}$ peak is visible in the low energy region. It arises from the combination of the decay of the ${}^{210}\text{Po}$ background rate ($\tau_{1/2} = 138.38$ days) with the distribution of the day and night live time during the 3 years of data taking. The ${}^{210}\text{Po}$ rate was highest at the time of the initial filling in May 2007, and has since decayed. Therefore, the ${}^{210}\text{Po}$ rate has been overall higher during the summers (when the days are longer), leading to a well visible effect in the subtracted plot. This effect is taken into account by including the residual ${}^{210}\text{Po}$ contribution in the fit, from which we obtain a residual ${}^7\text{Be}$ count rate of $R_{diff} = (0.04 \pm 0.57 \text{ (stat)})$ cpd/100 t, fully compatible with zero. In this approach the statistical error in A_{dn} is $\sigma_{A_{dn}} = \frac{R_{diff}}{R} \sqrt{\left(\frac{\sigma_{diff}^2}{R_{diff}^2} + \frac{\sigma^2(\bar{R})}{\bar{R}^2} \right)} \simeq \frac{\sigma(R_{diff})}{R}$ because the total relative experimental error associated with \bar{R} , is negligible with respect to $\frac{\sigma(R_{diff})}{R_{diff}}$.

The main systematic errors are listed in Table I. Their complete description will be reported in [13]. Using the $\bar{R}({}^7\text{Be}) = (46 \pm 1.5 \text{ (stat)} \text{ }_{-1.5}^{+1.6} \text{ (syst)})$ cpd/100 t [12] we obtain $A_{dn} = 0.001 \pm 0.012 \text{ (stat)} \pm 0.007 \text{ (syst)}$, fully consistent with zero.

Source of error	Error on A_{dn}
Live-time	$< 5 \cdot 10^{-4}$
Cut efficiencies	0.001
Variation of ${}^{210}\text{Bi}$ with time	± 0.005
Fit procedure	± 0.005
Total systematic error	0.007

TABLE I. List of systematic errors on A_{dn} .

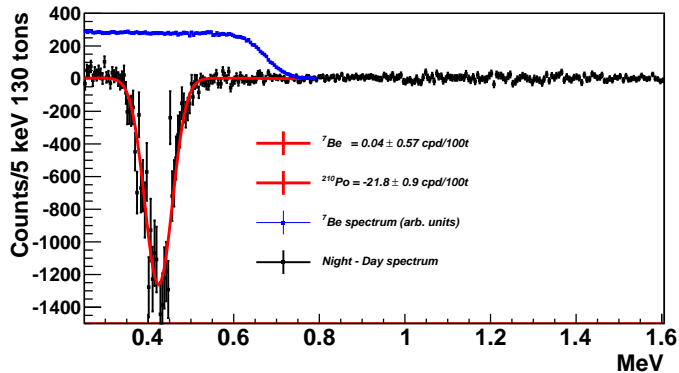


FIG. 4. Spectrum S, subtracted night and day spectra in the enlarged FV. The fit is performed with the residual ^{210}Po spectrum and the ^7Be spectrum. The fit results are in cpd/100 t and the fit region is between 250 and 800 keV. The blue curve is the shape of the ^7Be spectrum used in the fit, in arbitrary units. The residual ^7Be is too small to be shown.

We now discuss the implications of the different sets of solar neutrino data in the determination of the solar neutrino parameters. We consider first the analysis of the day-night Borexino data. We computed the expected day-night asymmetry taking into account the Borexino exposure function (see Fig. 1), and then compared to the experimental number. The region excluded by the ^7Be day-night data at 99.73% c.l. is shown as the hatched red region in the left panel of Fig. 6 and corresponds to the range of Δm^2 between $\sim 10^{-8}$ and $2 \cdot 10^{-6} \text{ eV}^2$. In particular, we find that the minimum day-night asymmetry computed in the LOW region (defined above) is 0.117, which is more than 8.5σ away from our measurement.

Next, we add the other Borexino results, namely the ^7Be total rate [12], the ^8B total rate (0.217 ± 0.038 (stat) ± 0.008 (syst)) cpd/100 t, and ^8B spectral shape (5 bins from 3 to 13 MeV) [14]. This Borexino global fit takes into account the experimental errors (the systematic and statistical errors summed in quadrature) and the theoretical errors in the total rates, including the correlation of the ^7Be and ^8B theoretical fluxes [15]. We have considered the most up-to-date calculations of the high metallicity SSM fluxes [16] and we have included the correlated errors in the bins due to the uncertainty in the ^8B neutrino spectrum, energy threshold, and energy resolution [14] in predicting the ^8B neutrino recoil spectrum. In Fig. 5 we show the results of this analysis. Borexino data uniquely identifies the LMA-MSW solution at 90% c.l. The best fit point is $\Delta m^2 = 2.3 \cdot 10^{-5} \text{ eV}^2$, $\tan^2\theta = 0.33$.

Finally, we discuss the global analysis of all solar neutrino data without and with Borexino data taking the ^7Be and ^8B neutrino fluxes as free parameters. We in-

clude the radiochemical data [1], the Super-Kamiokande phase I and III data [2], and the SNO LETA data and phase III rates [3]. The left panel of Fig. 6 shows the 68.27, 95.45 and 99.73% c.l. allowed regions by the all non-Borexino solar neutrino data. The best fit point is in the LMA region ($\Delta m^2 = 5.3 \cdot 10^{-5} \text{ eV}^2$ and $\tan^2\theta = 0.47$) and a small portion of the LOW region is still allowed at $\Delta\chi^2 = 11.83$.

The right panel of Fig. 6 shows the same c.l. allowed regions by all solar neutrino data, including all the Borexino data [12, 14]. The LMA region is slightly modified (new best fit point is $\Delta m^2 = 5.3 \cdot 10^{-5} \text{ eV}^2$ and $\tan^2\theta = 0.46$), but the LOW region is strongly excluded at $\Delta\chi^2 > 190$. Therefore, after the inclusion of the Borexino day-night data, solar neutrino data alone can single out the LMA solution with very high confidence. This result does not use KamLAND data [4] and therefore does not assume CPT symmetry.

In this letter, we have assumed two neutrino oscillations ($\theta_{13} = 0$). We have checked that the inclusion of the third family does not change any of the conclusions and will be published in [13]. Our day-night asymmetry measurement is also very powerful in testing mass varying neutrino flavor conversion scenarios. For the parameters chosen to fit all neutrino data as in [17], we find that the day-night asymmetry of the ^7Be flux excludes this model at more than 20σ .

In conclusion, we have searched for the day-night asymmetry of the count rate due to the 862 keV ^7Be solar neu-

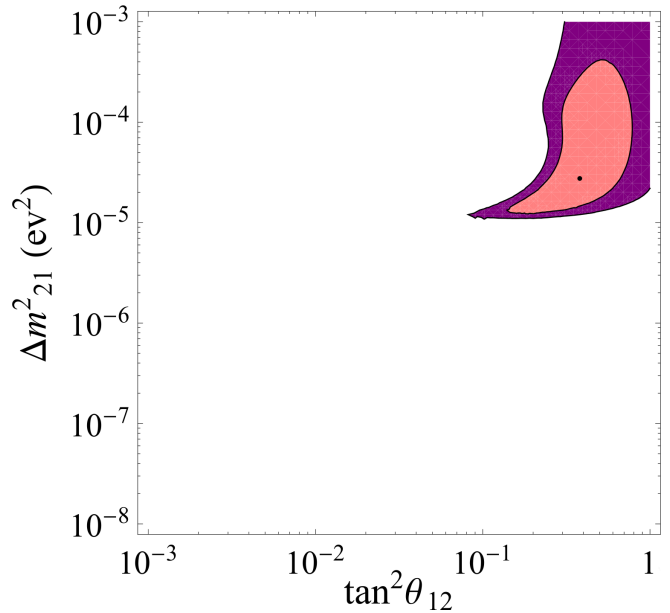


FIG. 5. Neutrino oscillation analysis of Borexino data alone. The LMA region is favored at 90% c.l. We show the 68.27 and 90% c.l. allowed regions. The best fit point is $\Delta m^2 = 2.3 \cdot 10^{-5} \text{ eV}^2$, $\tan^2\theta = 0.33$.

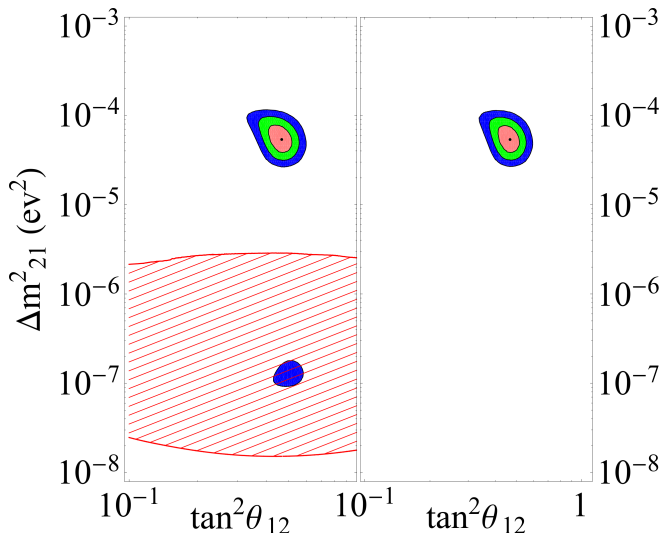


FIG. 6. Neutrino oscillations parameter estimation in three solar neutrino data analyses: 1) 99.73% c.l. excluded region by the Borexino ${}^7\text{Be}$ day-night data (hatched red region in the left panel); 2) 68.27%, 95.45%, and 99.73% c.l. allowed regions by the solar neutrino data without Borexino data (filled contours in left panel); 3) Same c.l. allowed regions by all solar neutrino data including Borexino (right panel). The best fit point in the left (right) panel is $\Delta m^2 = 5.3 \cdot 10^{-5}$, $\tan^2\theta = 0.47$ (0.46). The LOW region is strongly excluded by the ${}^7\text{Be}$ day-night data while the allowed LMA parameter region does not change significantly with the inclusion of the new data.

trino line in Borexino. The result is $A_{dn} = 0.001 \pm 0.012$ (stat) ± 0.007 (syst), fully consistent with zero. This value excludes the LOW solution at more than 8.5σ c.l. and, when combined with the other solar neutrino data, allows to select the LMA solution without assuming the validity of CPT in the neutrino sector.

This work was funded by INFN and PRIN 2007 MIUR (Italy), NSF (US), BMBF, DFG, and MPG (Germany), NRC Kurchatov Institute (Russia), and MNiSW (Poland). We gratefully acknowledge the generous support of the Laboratori Nazionali del Gran Sasso.

- [1] B. T. Cleveland *et al.*, *Astrophys. J.* 496, 505 (1998); K. Lande and P. Wildenhain, *Nucl. Phys. B, Proc. Suppl.* 118, 49 (2003); W. Hampel *et al.* (GALLEX Coll.), *Phys. Lett. B* 447, 127 (1999); J. N. Abdurashitov *et al.* (SAGE Coll.), *Phys. Rev. Lett.* 83, 4686 (1999); M. Altmann *et al.* (GNO Coll.), *Phys. Lett. B* 616, 174 (2005).
- [2] K. S. Hirata *et al.* (KamiokaNDE Coll.), *Phys. Rev. Lett.* 63, 16 (1989); J. Hosaka *et al.* (SK Coll.), *Phys. Rev. D* 73, 112001 (2006); J. P. Cravens *et al.* (SK Coll.), *Phys. Rev. D* 78, 032002 (2008); K. Abe *et al.* (SK Coll.), arXiv:1010.0118 [hep-ex].
- [3] Q. R. Ahmad *et al.* (SNO Coll.), *Phys. Rev. Lett.* 87, 071301 (2001); Q. R. Ahmad *et al.* [SNO Coll.], *Phys. Rev. Lett.* 89, 011301 (2002); B. Aharmim *et al.* (SNO Coll.), *Phys. Rev. Lett.* 101, 111301 (2008); B. Aharmim *et al.* (SNO Coll.), *Phys. Rev. C* 81, 055504 (2010).
- [4] A. Gando *et al.* (KamLAND Coll.), *Phys. Rev. D* 83, 052002 (2011).
- [5] S. P. Mikheyev and A. Yu. Smirnov, *Sov. J. Nucl. Phys.* 42, 913 (1985); L. Wolfenstein, *Phys. Rev. D* 17, 2369 (1978); K. Nakamura *et al.* (Particle Data Group) *J. Phys. G* 37, 075021 (2010)
- [6] A. A. Aguilar-Arevalo *et al.* (MiniBooNE Coll.), *Phys. Rev. Lett.* 105, 181801 (2010); A. A. Aguilar-Arevalo *et al.* (MiniBooNE Coll.), *Phys. Rev. Lett.* 98, 231801 (2007).
- [7] P. Adamson *et al.* (Minos Coll.), *Phys. Rev. D* 81, 072002 (2010).
- [8] C. Giunti and M. Laveder, *Phys. Rev. D* 82, 113009 (2010).
- [9] G. Alimonti *et al.* (Borexino Coll.), *Nucl. Instrum. Methods Phys. Res., A* 600, 568-593 (2009).
- [10] G. Alimonti *et al.* (Borexino Coll.), *Nucl. Instrum. Methods Phys. Res., A* 609, 58-78 (2009).
- [11] G. Bellini *et al.* (Borexino Coll.) arXiv:1101.3101v2 [physics.ins-det], accepted by JINST.
- [12] G. Bellini *et al.* (Borexino Coll.) arXiv:1104.1816v1 [hep-ex] 10 Apr 2011
- [13] G. Bellini *et al.* (Borexino Coll.) Article in preparation with details about ${}^7\text{Be}$ data analysis, day-night search and solar neutrino oscillations analysis.
- [14] G. Bellini *et al.* (Borexino Coll.) *Phys. Rev. D* 82, 033006 (2010).
- [15] J.N. Bahcall, *Phys. Rev. Lett.* 12, 300 (1964); C. Peña-Garay and A. Serenelli arXiv:0811.2424 [astro-ph] (2008).
- [16] A. Serenelli, W. Haxton, and C. Peña-Garay, arXiv:1104.1639v1 [astro-ph].
- [17] P. C. de Holanda, *JCAP* 0907, 024 (2009).