

Absence of a day–night asymmetry in the ^7Be solar neutrino rate in Borexino

G. Bellini^h, J. Benziger^l, D. Bick^r, S. Bonetti^h, G. Bonfimi^e, M. Buizza Avanzini^h, B. Caccianiga^h, L. Cadonati^p, F. Calaprice^l, C. Carraro^c, P. Cavalcante^h, A. Chavarria^l, D. D'Angelo^h, S. Davini^c, A. Derbin^m, A. Etenko^g, F. von Feilitzschⁿ, K. Fomenko^b, D. Franco^a, C. Galbiati^l, S. Gazzana^e, C. Ghiano^e, M. Giammarchi^h, M. Göger-Neff^m, A. Goretti^{l,e}, L. Grandi^l, E. Guardincerri^c, S. Hardy^q, Aldo Ianni^e, Andrea Ianni^l, V. Kobychev^f, D. Korabely^b, G. Korga^e, Y. Koshio^e, D. Kryn^a, M. Laubenstein^c, T. Lewkeⁿ, E. Litvinovich^g, B. Loer^l, P. Lombardi^h, F. Lombardi^c, L. Ludhova^h, I. Machulin^g, S. Manecki^q, W. Maneschgⁱ, G. Manuzio^c, Q. Meindl^m, E. Meroni^l, L. Miramonti^l, M. Misiaszek^d, D. Montanari^{e,l}, P. Mosteiro^l, V. Muratova^m, L. Oberauerⁿ, M. Obolensky^a, F. Ortica^j, M. Pallavicini^c, L. Papp^q, C. Peña-Garay^o, L. Perasso^h, S. Perasso^c, A. Pocar^p, R.S. Raghavan^q, G. Ranucci^h, A. Razeto^c, A. Reⁿ, A. Romani^l, A. Sabelnikov^g, R. Saldanha^l, C. Salvo^c, S. Schönertⁱ, H. Simgenⁱ, M. Skorokhvatov^g, O. Smirnov^b, A. Sotnikov^b, S. Sukhotin^g, Y. Suvorov^{e,g}, R. Tartaglia^c, G. Testera^c, D. Vignaud^a, R.B. Vogelaar^q, J. Winterⁿ, M. Wojcik^d, A. Wright^l, M. Wurmⁿ, J. Xu^l, O. Zaimidoroga^b, S. Zavatarelli^c, G. Zuzel^d

^aAPC, Laboratoire AstroParticule et Cosmologie, 75231 Paris cedex 13, France

^bJoint Institute for Nuclear Research, Dubna 141980, Russia

^cDipartimento di Fisica, Università e INFN, Genova 16146, Italy

^dM. Smoluchowski Institute of Physics, Jagiellonian University, Krakow, 30059, Poland

^eINFN Laboratori Nazionali del Gran Sasso, Assergi 67010, Italy

^fKiev Institute for Nuclear Research, Kiev 06380, Ukraine

^gNRC Kurchatov Institute, Moscow 123182, Russia

^hDipartimento di Fisica, Università degli Studi e INFN, Milano 20133, Italy

ⁱMax-Planck-Institut für Kernphysik, Heidelberg 69029, Germany

^jDipartimento di Chimica, Università e INFN, Perugia 06123, Italy

^kChemical Engineering Department, Princeton University, Princeton, NJ 08544, USA

^lPhysics Department, Princeton University, Princeton, NJ 08544, USA

^mSt. Petersburg Nuclear Physics Institute, Gatchina 188350, Russia

ⁿPhysik Department, Technische Universität München, Garching 85747, Germany

^oInstituto de Fisica Corpuscular, CSIC-UVEG, Valencia E-46071, España

^pPhysics Department, University of Massachusetts, Amherst 01003, USA

^qPhysics Department, Virginia Polytechnic Institute and State University, Blacksburg, VA 24061, USA

^rInstitut für Experimentalphysik, Universität Hamburg, Germany

Abstract

We report the result of a search for a day–night asymmetry in the ^7Be solar neutrino interaction rate in the Borexino detector at the Laboratori Nazionali del Gran Sasso (LNGS) in Italy. The measured asymmetry is $A_{dn} = 0.001 \pm 0.012$ (stat) ± 0.007 (syst), in agreement with the prediction of MSW-LMA solution for neutrino oscillations. This result disfavors MSW oscillations with mixing parameters in the LOW region at more than 8.5σ . This region is, for the first time, strongly disfavored without the use of reactor anti-neutrino data and therefore the assumption of CPT symmetry. The result can also be used to constrain some neutrino oscillation scenarios involving new physics.

Keywords:

solar neutrinos, day–night effect, CPT violation, neutrino oscillations

1 In the last two decades solar neutrino [1, 2, 3] and re- 7
2 actor anti-neutrino [4] experiments have demonstrated 8
3 that solar electron neutrinos undergo flavor conversion 9
4 along their trip from the Sun's core to the Earth. The 10
5 conversion is well described by the so-called Mikheyev- 11
6 Smirnov-Wolfenstein (MSW) matter-enhanced neutrino 12
oscillation parameters. A generic feature of matter-enhanced
neutrino oscillations is the potential for the coherent re-
generation of the ν_e flavor eigenstate when solar neu-
trinos propagate through the Earth [6], as they do during
the night. Thus, there is the potential for those solar neu-

trino experiments that are principally, or entirely, sensitive to ν_e to detect different solar neutrino interaction rates during the day and during the night. Solar neutrino day-night asymmetry measurements are sensitive to both ν_e appearance and disappearance.

The magnitude of this day-night effect is expected to depend on both neutrino energy and the neutrino oscillation parameters. Previous experiments [7, 8] have shown that for high energy (~ 5 -15 MeV) solar neutrinos, the day-night asymmetry is less than a few percent, in agreement with the MSW-LMA prediction. At lower neutrino energies (around 1 MeV), the predicted day-night asymmetry for MSW-LMA is also small ($<0.1\%$) [9]; however, other scenarios including different MSW solutions and neutrino mixing involving new physics [10] predict much larger day-night effects. For example, in the so-called LOW region ($10^{-8} \text{ eV}^2 < \delta m^2 < 10^{-6} \text{ eV}^2$) of MSW parameter space, which is currently strongly disfavored only by the KamLAND anti-neutrino measurement under the assumption of CPT symmetry, the day-night asymmetry would range between about 10% and 80% for neutrino energies near 1 MeV. We present here the first measurements sensitive to the day-night asymmetry for solar neutrinos below 1 MeV. This result is an essentially new and independent way to probe the MSW-LMA prediction and is potentially sensitive to new physics affecting the propagation of low energy electron neutrino in matter. Particularly, this result is independent from the KamLAND measurement, which probes anti-neutrino interactions at higher energies (>1.8 MeV).

The Borexino experiment at LNGS detects low energy solar neutrinos by means of their elastic scattering on electrons in a large volume liquid scintillator detector. Real-time detection (with $\approx 1 \mu\text{s}$ absolute time resolution) of all events is made by collecting the scintillation light with a large set of photomultipliers. The very low intrinsic radioactivity of the scintillator and of the materials surrounding it allows a clean spectral separation between the neutrino signals and the residual background. As the neutrino-electron elastic scattering cross section is different for ν_e and $\nu_{\mu-\nu_{\tau}}$, Borexino can measure the electron neutrino survival probability and is, as a result, sensitive to the day-night effect.

We recently released a precise measurement of the ${}^7\text{Be}$ neutrino interaction rate in Borexino with a total uncertainty less than 5% [11]. In this Letter, we present a study of the day-night asymmetry in the same ${}^7\text{Be}$ solar neutrino rate, placing a stringent limit on the size of the possible effect. We show that this limit improves the constraint on the solar neutrino oscillation parameters from solar neutrino experiments alone and excludes

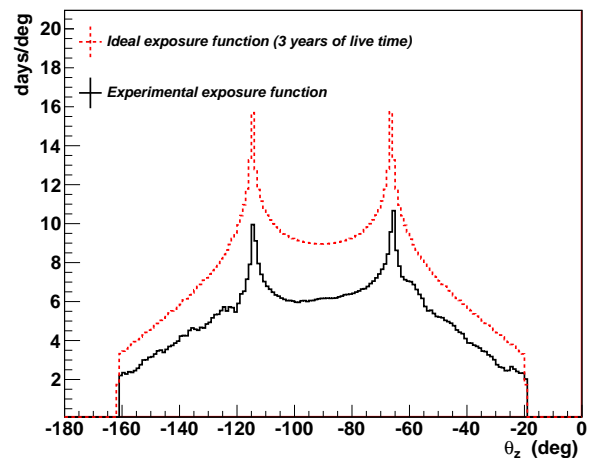


Figure 1: The experimental exposure function (black continuous line) and the ideal exposure function (red dotted line). The interval from -180° to -90° corresponds to day time and the one from -90° to 0° to night time. We recall that at LNGS latitude the Sun is never at the zenith.

new physics scenarios that cannot be rejected with the currently available data.

The Borexino detector [12, 13] is located in Hall C of the Laboratori Nazionali del Gran Sasso (latitude 42.4275° N) in Italy and has taken data since May 2007. The sensitive detector consists of ~ 278 tons of very pure organic liquid scintillator contained in a 4.25 m radius nylon vessel. The scintillator is viewed by 2212 photomultipliers and is shielded against external neutrons and γ radiation [14]. The energy of each candidate event is measured by the total amount of collected light, while the position of the event is reconstructed using the time-of-flight of the light to the photomultipliers.

The data used in this analysis were collected between May 16th, 2007 and May 8th, 2010 and correspond to 740.88 live days after applying the data selection cuts. We define “day” and “night” using θ_z , the angle between the vertical z -axis of the detector (positive upward) and the vector pointing to the detector from the Sun, following [2]. Note that, with this definition, $\cos \theta_z$ is negative during the day and positive during the night. The distance that the neutrinos propagate within the Earth is small for negative $\cos \theta_z$ (the ~ 1.4 km LNGS overburden) and ranges up to 12049 km for positive $\cos \theta_z$. Our day and night livetimes were 360.25 and 380.63 days, respectively. The distribution of θ_z corresponding to the live time (experimental exposure function) is shown in Fig. 1 and its asymmetry with respect to -90° is mainly

93 due to maintenance and calibration activities which are
 94 normally carried out during the day.

95 As discussed in [11], scintillation events due to ^7Be
 96 solar neutrinos cannot be distinguished from back-
 97 ground events (cosmogenics and radioactivity) on an
 98 event-by-event basis. The signal and background con-
 99 tributions are therefore determined using a spectral fit to
 100 the energy spectrum of the events reconstructed within a
 101 suitable fiducial volume (86.01 m^3 in [11]), and passing
 102 a series of cuts which eliminate muons and short-lived
 103 cosmogenic events, time correlated background events,
 104 and spurious noise events (details of this event selection
 105 will be published in [15]). The experimental signature
 106 of the mono-energetic $862\text{ keV } ^7\text{Be}$ solar neutrinos is a
 107 Compton-like electron scattering “shoulder” at approx-
 108 imately 660 keV .

109 In the analysis reported here we use a spherical fidu-
 110 cial volume significantly larger than the one used in
 111 [11] in order to increase the size of the data sample. This
 112 choice is justified by the fact that the additional external
 113 background that enters this larger fiducial volume is
 114 due to gamma radioactivity emitted by the materials sur-
 115 rounding the scintillator volume. As this background is
 116 expected to be the same during day and night, it should
 117 not affect the day–night asymmetry¹.

118 We determined that our sensitivity to the day–
 119 night effect is maximized by a 3.3 m fiducial radi-
 120 us, which gives a 132.5 ton fiducial mass containing
 121 $4.978 \times 10^{31}\text{ e}^-$. With this choice of fiducial mass, the
 122 signal-to-background (S/B) ratio in the “ ^7Be neutrino
 123 energy window” ($550\text{ to }800\text{ keV}$) is 0.70 ± 0.04 . This
 124 value is smaller than the one in [11] due to the increase
 125 in spatially non-uniform backgrounds produced by ex-
 126 ternal gamma rays and ^{222}Rn events.

The day–night asymmetry, A_{dn} , of the ^7Be count rate
 is defined as:

$$A_{dn} = 2 \frac{R_N - R_D}{R_N + R_D} = \frac{R_{\text{diff}}}{\langle R \rangle} \quad (1)$$

127 where R_N and R_D are the ^7Be neutrino interaction rates
 128 during the night and the day, respectively, R_{diff} is their
 129 difference, and $\langle R \rangle$ is their mean.

130 Fig. 2 shows the day and night energy spectra super-
 131 imposed and normalized to the same live-time (the day
 132 one), while Fig. 3 shows the θ_z distribution of the events
 133 in the ^7Be neutrino energy window normalized by the
 134 experimental exposure function. By using the total ^7Be

¹As explained later on, not all backgrounds relevant for this analysis are the same during day and night. Particularly, the background induced by ^{210}Po α s is not the same because of the long ^{210}Po lifetime and of the different length of days and nights in summer or winter.

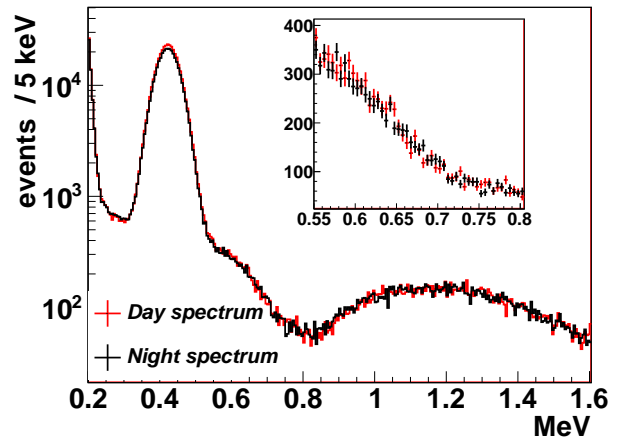


Figure 2: The energy spectrum of events during day (red) and night (black) normalized to the day live-time in the enlarged FV. The insert shows the ^7Be neutrino energy window. See [11] for details on this spectral shape.

135 count rate measured in [11], a correction has been ap-
 136 plied to the exposure function to account for the annual
 137 modulation of the neutrino flux due to the seasonal vari-
 138 ation of the Earth-Sun distance. Before correction, the
 139 asymmetric distribution of our day and night livetime
 140 throughout the year is expected to increase the measured
 141 ^7Be neutrino count rate by 0.37% during the night and
 142 decrease it by 0.39% during the day. The day and night
 143 spectra in Fig. 2 are statistically identical, as proved by
 144 the fit to the data shown in Fig. 3. Indeed, by fitting
 145 with a constant distribution the data in Fig. 3 we obtain
 146 a χ^2 probability = 0.44 . Any deviation from a straight
 147 line would be a signature of day–night modulation. For
 148 illustration, we include in Fig. 3 the expected shape for
 149 the LOW solution ($\Delta m_{12}^2 = 1.0 \cdot 10^{-7}\text{ eV}^2$ and $\tan^2(\theta_{12})$
 150 = 0.955). Fitting the distribution with a flat straight
 151 line yields $\chi^2/\text{ndf} = 141.1/139$, showing that the data
 152 are consistent with the no day–night effect hypothesis.

153 One way to quantitatively constrain A_{dn} is to deter-
 154 mine R_D and R_N separately by independently fitting
 155 the day and night spectra using the same spectral fit-
 156 ting technique used in determining the total ^7Be flux
 157 in [11] and then comparing the results using Eq. 1.
 158 Note that because these neutrinos are mono-energetic,
 159 we expect the shape of the ^7Be electron recoil spec-
 160 trum to be identical during day and night. This yields
 161 $A_{dn} = 0.007 \pm 0.073$. This method has the virtue of al-
 162 lowing for the possibility of different background rates
 163 during day and night. However, this analysis is less sen-

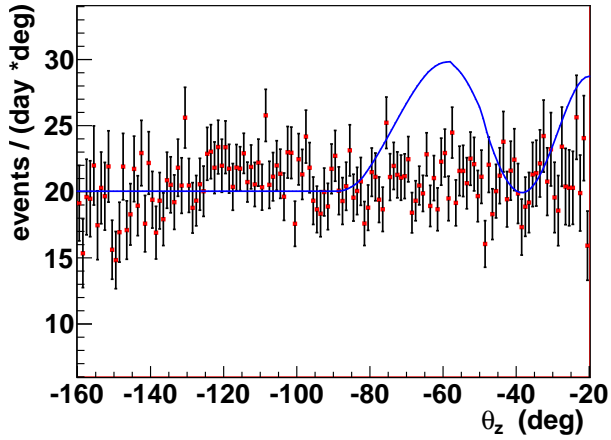


Figure 3: Normalized θ_z -angle distribution of the events in the FV in the ${}^7\text{Be}$ neutrino energy window. The effect of the Earth's elliptical orbit has been removed. The blue line is the expected effect with the LOW solution ($\Delta m_{12}^2 = 1.0 \cdot 10^{-7} \text{ eV}^2$ and $\tan^2(\theta_{12}) = 0.955$).

sitive than the one described below and is not used for the final result.

A stronger constraint on A_{dn} is obtained by making the very reasonable assumption that the main backgrounds that limit the sensitivity in [11] (${}^{85}\text{Kr}$ and ${}^{210}\text{Bi}$) are the same during day and night. With this assumption, A_{dn} is obtained by subtracting the day and night spectra (normalized to the day live time) following the second term in Eq. (1) and then searching for a residual component having the shape of the electron recoil spectrum due to ${}^7\text{Be}$ neutrinos. If $A_{dn}=0$ and the background count rates were constant in time the subtracted spectrum would be flat.

The subtracted spectrum is shown in Fig. 4, where the lower plot is a zoom of the upper one in the energy region between 0.55 and 0.8 MeV. The result is a flat spectrum, consistent with zero, except for a clear negative ${}^{210}\text{Po}$ peak visible in the low energy region. This negative peak arises because the ${}^{210}\text{Po}$ background count rate in Borexino is decaying in time ($\tau_{1/2} = 138.38$ days), and the day and night livetime are not evenly distributed over the 3 years of data taking. The ${}^{210}\text{Po}$ count rate was highest at the time of the initial filling in May 2007, and has since decayed. Therefore, the ${}^{210}\text{Po}$ count rate has been higher on average during the summers (when days are longer), leading to a noticeable effect in the subtracted spectrum. This effect is taken into account by including both the ${}^{210}\text{Po}$ and ${}^7\text{Be}$ spectral shapes in the fit. Fitting between 0.25 and 0.8 MeV, we obtain $R_{diff} = 0.04 \pm 0.57$ (stat) cpd/100 t. The amplitude of the result-

ing electron recoil spectrum induced by the interaction of ${}^7\text{Be}$ neutrinos is too small to be shown in Fig. 4. In order to see its spectral shape we plot the recoil spectrum with an amplitude corresponding to the expected day-night asymmetry for the LOW solution.

The R_{diff} result is confirmed by removing alpha events from the day and night spectra using a pulse shape analysis based statistical subtraction technique [11] before creating the difference spectrum. In this case, no residual ${}^{210}\text{Po}$ peak is expected or observed in the difference spectrum. Fitting the data between 0.25 and 0.8 MeV using only the ${}^7\text{Be}$ recoil shape yields a result consistent with the previous one. The difference in the central values is included in the systematic uncertainty.

Using $\langle R \rangle = 46 \pm 1.5$ (stat) ${}^{+1.6}_{-1.5}$ (syst) cpd/100 t [11] we obtain $A_{dn} = 0.001 \pm 0.012$ (stat) ± 0.007 (syst) from Eq. 1. The statistical error in A_{dn} is given by

$$\sigma_{A_{dn}} = \frac{R_{diff}}{\langle R \rangle} \sqrt{\left(\frac{\sigma_{diff}^2}{R_{diff}^2} + \frac{\sigma^2(\langle R \rangle)}{\langle R \rangle^2} \right)} \approx \frac{\sigma(R_{diff})}{\langle R \rangle}$$

because the total relative experimental error associated with $\langle R \rangle$ is negligible with respect to $\frac{\sigma(R_{diff})}{R_{diff}}$.

The main systematic errors are listed in Table 1. The dominant uncertainties are associated with the difference between the R_{diff} central values obtained with and without statistical subtraction of the α events, and the maximum effect on R_{diff} from potential small changes in the ${}^{210}\text{Bi}$ background in the detector. These uncertainties will be detailed in [15].

This new tight constraint on the day-night effect in ${}^7\text{Be}$ solar neutrinos has interesting implications on our understanding of neutrino oscillations. To investigate this, we calculated the expected day-night asymmetry for 862 keV neutrinos under different combinations of mixing parameters in the MSW oscillation scenario. The comparison of these predictions with our experimental number is displayed on the right panel of Fig. 5. The red region is excluded at 99.73% c.l. (2 d.o.f.). In particular, the minimum day-night asymmetry expected in the LOW region ($10^{-8} \text{ eV}^2 \lesssim \Delta m^2 \lesssim 10^{-6} \text{ eV}^2$) is

Source of error	Error on A_{dn}
Live-time	$< 5 \cdot 10^{-4}$
Cut efficiencies	0.001
Variation of ${}^{210}\text{Bi}$ with time	± 0.005
Fit procedure	± 0.005
Total systematic error	0.007

Table 1: List of systematic errors on A_{dn} .

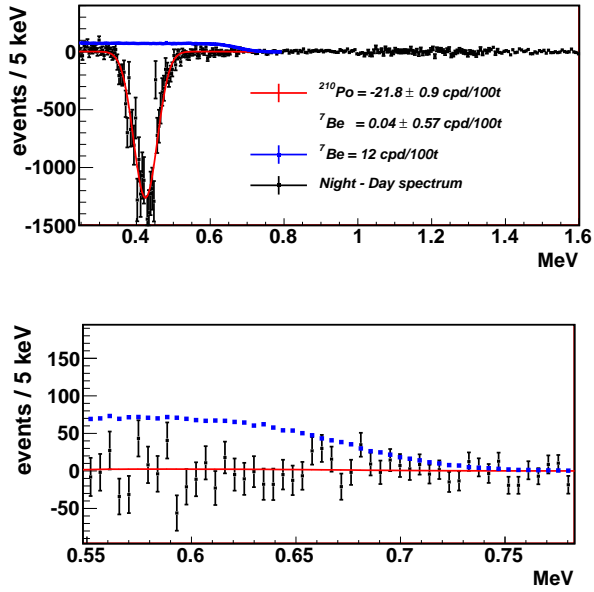


Figure 4: Difference of night and day spectra in the FV. The fit is performed in the energy region between 0.25 and 0.8 MeV with the residual ^{210}Po spectrum and the electron recoil spectrum due to the ^7Be solar neutrino interaction. The fit results are in cpd/100 t. The top panel shows an extended energy range including the region dominated by the ^{11}C background while the bottom panel is a zoom of the ^7Be energy window between 0.55 and 0.8 MeV. The blue curve shows the shape of electron recoil spectrum that would be seen assuming the LOW solution as in Fig. 3.

0.117, which is more than 8.5σ away from our measurement, assuming gaussian errors for A_{dn} .

This effect can also be seen in a global analysis of all solar neutrino data. We have carried out such an analysis, assuming two neutrino oscillations (i.e. $\theta_{13} = 0$, we have checked that the inclusion of the third family does not change any of the conclusions and will be published in [15]), including the radiochemical data [1], the Super-Kamiokande phase I and phase III data [2], and the SNO LETA data and phase III rates [3]. The analysis takes into account the experimental errors (the systematic and statistical errors summed in quadrature) and the theoretical errors in the total count rates, including the correlation of the ^7Be and ^8B theoretical fluxes [16]. We use flux predictions from a recent high metallicity standard solar model [17] and we include the bin-to-bin correlations in the uncertainties in the predicted ^8B neutrino recoil spectrum resulting from the uncertainties in the predicted neutrino spectrum, and from energy threshold uncertainties and energy resolution in the experiments.

The left panel of Fig. 5 shows the 68.27, 95.45 and

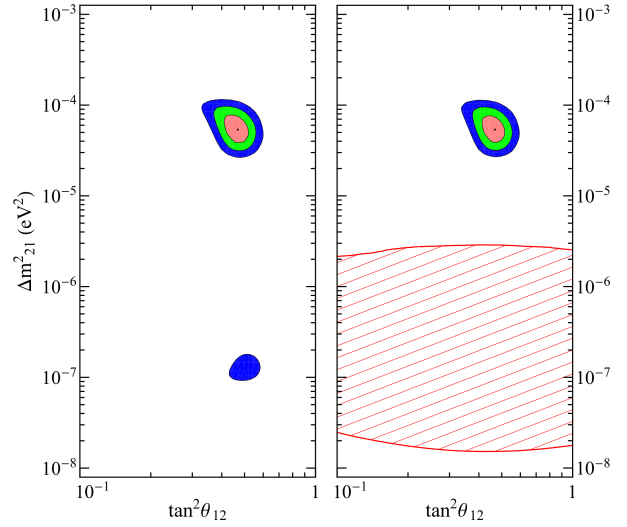


Figure 5: Neutrino oscillations parameter estimation in three solar neutrino data analyses (with 2 d.o.f.): 1) 99.73% c.l. excluded region by the Borexino ^7Be day-night data (hatched red region in the right panel); 2) 68.27%, 95.45%, and 99.73% c.l. allowed regions by the solar neutrino data without Borexino data (left panel); 3) Same c.l. allowed regions by all solar neutrino data including Borexino (filled contours in right panel). The best fit point in the left (right) panel is $\Delta m^2 = (5.2^{+1.6}_{-0.9}) \cdot 10^{-5}$, $\tan^2 \theta = 0.47^{+0.04}_{-0.03}$ ($0.46^{+0.04}_{-0.03}$). The LOW region is strongly excluded by the ^7Be day-night data while the allowed LMA parameter region does not change significantly with the inclusion of the new data.

99.73% c.l. neutrino mixing parameter regions allowed by all solar neutrino data without Borexino. The best-fit point is in the LMA region ($\Delta m^2 = (5.2^{+1.6}_{-0.9}) \cdot 10^{-5}$ eV² and $\tan^2 \theta = 0.47^{+0.04}_{-0.03}$) and a small portion of the LOW region is still allowed at $\Delta\chi^2 = 11.83$.

The right panel of Fig. 5 shows the regions of allowed parameter space after adding the Borexino data (the ^7Be total count rate [11], the day-night asymmetry reported in this paper, and the ^8B total count rate above 3 MeV (0.22 ± 0.04 (stat) ± 0.01 (syst)) cpd/100 t and spectral shape (5 bins from 3 to 13 MeV) [18]) to the analysis. The LMA region is only slightly modified (the new best fit point is $\Delta m^2 = (5.2^{+1.6}_{-0.9}) \cdot 10^{-5}$ eV² and $\tan^2 \theta = 0.46^{+0.04}_{-0.03}$), but the LOW region is strongly excluded at $\Delta\chi^2 > 190$. Therefore, after the inclusion of the Borexino day-night data, solar neutrino data alone can single out the LMA solution with very high confidence, without the inclusion of anti-neutrino data and therefore without invoking CPT symmetry.

This result is an essentially new and independent way to probe the MSW-LMA prediction and is potentially sensitive to new physics affecting low energy electron neutrino interactions. As an example, we note that our

272 day-night asymmetry measurement is very powerful in 329
 273 testing mass varying neutrino flavor conversion scenar- 330
 274 ios. We find, for example, that our A_{dn} data excludes 331
 275 the set of MaVaN parameters chosen in [10] to fit all 332
 276 neutrino data at more than 10σ . 333

277 In conclusion, we have searched for a day-night 335
 278 asymmetry in the interaction rate of 862 keV ${}^7\text{Be}$ solar 336
 279 neutrinos in Borexino. The result is $A_{dn} = 0.001 \pm$ 337
 280 0.012 (stat) ± 0.007 (syst), consistent both with zero and 338
 281 with the prediction of the LMA-MSW neutrino oscillation 339
 282 scenario. With this result, the LOW region of MSW 340
 283 parameter space is, for the first time, strongly disfavored 341
 284 by solar neutrino data alone. The result constrains cer- 342
 285 tain flavor change scenarios involving new physics. 343

286 This work was funded by INFN and MIUR PRIN 287
 287 2007 (Italy), NSF (USA), BMBF, DFG, and MPG (Ger- 288
 288 many), NRC Kurchatov Institute (Russia), and MNiSW 289
 289 (Poland). We gratefully acknowledge the generous sup- 290
 290 port of the Laboratori Nazionali del Gran Sasso.

291 This work is dedicated to the memory of our friend 292
 292 Raju Raghavan, the father of this experiment, and a 293
 293 great scientist.

294 References

- 295 [1] B. T. Cleveland *et al.*, *Astrophys. J.* 496 (1998), 505; K. Lande 296
 296 and P. Wildenhain, *Nucl. Phys. B, Proc. Suppl.* 118 (2003), 49;
 297 W. Hampel *et al.* (GALLEX Coll.), *Phys. Lett. B* 447 (1999),
 298 127; J. N. Abdurashitov *et al.* (SAGE Coll.), *Phys. Rev. Lett.*
 299 83 (1999), 4686; M. Altmann *et al.* (GNO Coll.), *Phys. Lett. B*
 300 616 (2005), 174.
 301 [2] K. S. Hirata *et al.* (KamiokaNDE Coll.), *Phys. Rev. Lett.* 63
 302 (1989), 16; J. Hosaka *et al.* (SuperKamiokaNDE Coll.), *Phys.*
 303 *Rev. D* 73 (2006), 112001; J. P. Cravens *et al.* (SK Coll.), *Phys.*
 304 *Rev. D* 78 (2008), 032002; K. Abe *et al.* (SK Coll.), *Phys. Rev.*
 305 *D* 83 (2011), 052010.
 306 [3] Q. R. Ahmad *et al.* (SNO Coll.), *Phys. Rev. Lett.* 87 (2001),
 307 071301; Q. R. Ahmad *et al.* (SNO Coll.), *Phys. Rev. Lett.* 89
 308 (2002), 011301; B. Aharmim *et al.* (SNO Coll.), *Phys. Rev.*
 309 *Lett.* 101 (2008), 111301; B. Aharmim *et al.* (SNO Coll.),
 310 *Phys. Rev. C* 81 (2010), 055504.
 311 [4] A. Gando *et al.* (KamLAND Coll.), *Phys. Rev. D* 83 (2011),
 312 052002.
 313 [5] S. P. Mikheyev and A. Yu. Smirnov, *Sov. J. Nucl. Phys.* 42
 314 (1985), 913; L. Wolfenstein, *Phys. Rev. D* 17 (1978), 2369; K.
 315 Nakamura *et al.* (Particle Data Group) *J. Phys. G* 37 (2010),
 316 075021.
 317 [6] J. Bouchez *et al.*, *Z. Phys.* 32 (1986), 499; M. Cribier *et al.*,
 318 *Phys. Lett. B* 182 (1986), 89; A. J. Baltz *et al.* *Phys. Rev. D* 35
 319 (1987); S. T. Petcov, *Phys. Lett. B* 434 (1998), 321.
 320 [7] B. Aharmim *et al.* (SNO Coll.), *Phys. Rev. C* 72 (2005),
 321 055502.
 322 [8] M. B. Smy *et al.* (SuperKamiokaNDE Coll.) *Phys. Rev. D* 69
 323 (2004), 011104.
 324 [9] J. N. Bahcall *et al.*, *JHEP* 04 (2002), 007; A. de Gouvêa *et al.*
 325 *JHEP* 03 (2001), 009.
 326 [10] P. C. de Holanda, *JCAP* 0907 (2009), 024.
 327 [11] G. Bellini *et al.* (Borexino Coll.) *Phys. Rev. Lett.* 107 (2011),
 328 141302; arXiv:1104.1816v1 (hep-ex)

- [12] G. Alimonti *et al.* (Borexino Coll.), *Nucl. Instrum. Methods*
Phys. Res. A 600 (2009), 568.
 [13] G. Alimonti *et al.* (Borexino Coll.), *Nucl. Instrum. Methods*
Phys. Res. A 609 (2009), 58.
 [14] G. Bellini *et al.* (Borexino Coll.) *JINST* 6 (2011) P05005;
 arXiv:1101.3101v2 [physics.ins-det].
 [15] G. Bellini *et al.* (Borexino Coll.), article in preparation with de-
 tails about ${}^7\text{Be}$ data analysis, day-night search and solar neu-
 trino oscillations analysis.
 [16] J. N. Bahcall, *Phys. Rev. Lett.* 12 (1964), 300; C. Peña-Garay
 and A. Serenelli arXiv:0811.2424 [astro-ph] (2008).
 [17] A. Serenelli, W. Haxton, and C. Peña-Garay, arXiv:1104.1639
 [astro-ph].
 [18] G. Bellini *et al.* (Borexino Coll.) *Phys. Rev. D* 82 (2010),
 033006; arXiv:0808.2868v3 (astro-ph).