

Early star catalogues of the southern sky[★]

De Houtman, Kepler (Second and Third Classes), and Halley

Frank Verbunt^{1,2} and Robert H. van Gent^{3,4}

¹ Astronomical Institute, Utrecht University, PO Box 80 000, 3508 TA Utrecht, The Netherlands; e-mail: f.w.m.verbunt@uu.nl

² SRON Netherlands Institute for Space Research, Sorbonnelaan 2, 3584 CA Utrecht, The Netherlands

³ until Jan 2010: URU-Explokart, Faculty of Geosciences, Utrecht University, PO Box 80 115, 3508 TC Utrecht, The Netherlands

⁴ Institute for the History and Foundations of Science, PO Box 80 000, 3508 TA Utrecht, The Netherlands; e-mail: r.h.vangent@uu.nl

Received February 27, 2011 / Accepted April 5, 2011

ABSTRACT

De Houtman in 1603, Kepler in 1627 and Halley in 1679 published the earliest modern catalogues of the southern sky. We provide machine-readable versions of these catalogues, make some comparisons between them, and briefly discuss their accuracy on the basis of comparison with data from the modern *Hipparcos Catalogue*. We also compare our results for De Houtman with those by Knobel (1917) finding good overall agreement. About half of the ~200 new stars (with respect to Ptolemaios) added by De Houtman are in twelve new constellations, half in old constellations like Centaurus, Lupus and Argo. The right ascensions and declinations given by De Houtman have error distributions with widths of about 40', the longitudes and latitudes given by Kepler have error distributions with widths of about 45'. Halley improves on this by more than an order of magnitude to widths of about 3', and all entries in his catalogue can be identified. The measurement errors of Halley are due to a systematic deviation of his sextant (increasing with angle to 2' at 60°) and random errors of 0.7. The position errors in the catalogue of Halley are dominated by the position errors in the reference stars, which he took from Brahe.

Key words. astrometry – history and philosophy of astronomy

1. Introduction

The star catalogues of Tycho Brahe – available first in manuscript and then in print (Brahe 1598, 1602) – set a new standard of accuracy for positional astronomy. Brahe made his measurements at the island of Hven, at a latitude of 55°52', and his catalogue accordingly was limited to declinations $\delta(1601) \gtrsim -30^\circ$. Stars further south were known from Ptolemaios, who lived in Alexandria, at a latitude of 31°12'. An area around the southern equatorial pole, $\delta(150) \lesssim -53^\circ$, was wholly unknown to ancient Greek astronomers and Brahe's European contemporaries alike. In the course of the 17th century four catalogues were published to remedy this situation, by De Houtman (1603), Kepler (1627, two catalogues), and Halley (1679).

In 1603 Frederick de Houtman published a catalogue of 'many fixed stars, located around the south pole, never seen before this time', as he phrases it (in Dutch). De Houtman had sailed in 1595 with the first voyage by Dutch merchants from Amsterdam to Java and Sumatra, which is known in Dutch history as *de Eerste Schipvaart* (the first sailing of ships) to the Far East. De Houtman returned to Amsterdam in 1597, left in 1598 on a second voyage by competing merchants from Middelburg, was taken prisoner by the Sultan of Atjeh, was released in 1601, and returned to Amsterdam in July 1602. (Further details are given by Dekker 1987). In the preface to the catalogue, de Houtman states that it is based on his own measurements during

these voyages, upon which he improved while at Atjeh (Northern Sumatra). De Houtman distributed his stars over 21 constellations, among which 12 new ones (see Table 1).

These 12 new constellations had been delineated already in 1597 by Plancius based on positions of southern stars brought to Amsterdam with the returning *Eerste Schipvaart*. They were first shown on a globe made by Hondius (Van der Krogt 1993, p.152 sqq.). The measurements of the stars in the twelve new constellations were ascribed on this globe to Pieter Dirksz Keyser – who died during the voyage. There has been some debate whether the catalogue by De Houtman is independent from the work by Keyser. We will return to this question in Section 5.4. De Houtman's catalogue was little known, perhaps not surprisingly as he published it as an appendix to a dictionary of the Malaysian and Madagaskar languages. . . However, his star positions were used on celestial globes made by Blaeu in 1603 and later (Dekker 1987).

A new edition of Brahe's star catalogue was edited in 1627 by Kepler, in his *Tabulae Rudolphinae*. To this catalogue Kepler appended two more, with stars which he described as belonging to the *Secunda classis* and *Tertia classis* (second and third class), respectively. He describes these classes in the beginning of each catalogue as follows (we translate from the Latin; words between [] are added).

[The second class] includes those fixed [stars] from the old catalogue of Hipparchos, retrieved and emended by Ptolemaios, that Tycho omitted. It is convenient to call them semi-Tychonian: indeed having sought them out from the [Greek] manuscript of Ptolemaios, and also

[★] The full Tables *Houtman*, *Classis*, *Aliter* and *Halley* (see Tables 6, 7, 8) are available in electronic form only at the CDS via anonymous ftp to cdsarc.u-strasbg.fr (130.79.128.5) or via <http://cdsweb.u-strasbg.fr/cgi-bin/qcat?J/A+A/>

Table 1. Constellations in the catalogue of De Houtman.

C	C _K	N	F	constellation
1	52	Phe	13	1 Den voghel Fenicx
2	49	CrA	16	14 De Zuyder Croon
3	38	Eri	7	30 Het Zuyder eynde van den Nyli
4	62	Hyi	16	37 De Waterslang
5	60	Dor	4	53 Den Dorado
6	(40)	Col	11	57 De Duyve
7	42	Arg	56	68 Argo Navis, het Schip
8	46	Cen	48	124 Centaurus
9	(46)	Cru	5	172 De Cruzeiro
10	56	Mus	4	177 De Vlieghe
11	59	Vol	5	181 De Vliegende Visch
12	57	Cha	9	186 Het Chameljoen
13	47	Lup	29	195 Lupus, den Wolf
14	58	TrA	4	224 Den Zuyder Triangel
15	55	Aps	9	228 De Paradijs Voghel
16	48	Ara	12	237 Het Outaer
17	31	Sco	8 ^a	249 De steert van Scorpio
18	54	Pav	19	257 De Pauw
19	53	Ind	11	276 De Indiaen
20	51	Gru	12	288 Den Reygher
21	61	Tuc	6	299 Den Indiaenschen Exster,
		all	304	\ op Indies Lang ghenaeamt

Notes. For each constellation the columns give the sequence number *C*, the sequence number *C_K* of the corresponding constellation in Kepler, the abbreviation we use, the number of stars in the constellation *N*, the sequence number of the first star in the constellation *F*, and the Dutch name as given by De Houtman. (The English translation of the constellation names is given by Knobel 1917). Brackets () around *C_K* indicate that the stars from the constellation in *Houtman* are listed in a different constellation in *Secunda Classis*. The twelve new constellations are indicated with boldface.

^a A ninth star is described ('the extreme one of the tail of Scorpio'), but no position is given; we omit it from *Houtman*.

using the [Latin] version of [George of] Trebizond published by Schreckenfuchs 76 years ago in Tübingen [actually Basel], I have converted them to the [end of the] year 1600, with the addition to the positions of the longitude recorded by Ptolemaios of such an angle as Tycho added to some other nearby bright [star]; and having added or subtracted to the latitude as much of the angle as at any place the obliquity under Ptolemaios is believed to have been greater; in any case in such a way that it would have the ratio of the adjacent round number.

Furthermore I have considered it expedient to follow this Greek text of Ptolemaios more closely, than among others the Prutentic, Copernican, and Alfonsine [texts], which appear to have followed the Arabic version of the Almagest; as in this way I would offer the opportunity to compare the versions among themselves, since it is uncertain whether the Arabs have corrected anything in these Ptolemaic [numbers], or whether all diversity among the versions originates from the inaccuracy of the copyists. There are a few, to which I have put my hand myself, in the book on the star in Serpentarius [i.e. SN1604], as well as others, which I have rendered in old character, to notify the reader of this.

The third class of fixed stars[:] comprising twelve celestial images, which can not be seen at all in our moderate northern zone. In his *Uranometria* Joh. Bayer reports that these have been observed by Amerigo Vespucci, Andreas Corsali, and Pedro de Medina, the

Table 2. Constellations in the *Secunda Classis* of Kepler

C _K	N	K	OT	constellation	Fig.
4	Cep	1	1005	12 Cepheus	I-C.6
5	Boo	1	1006	29 Bootes	I-C.7
7	Her	3	1007	29 Hercules	I-C.9
9	Cyg	1	1010	28 Cygnus	I-C.11
11	Per	1	1011	34 Perseus	I-C.15
13	Oph	26	1012	38 Ophiuchus	C.21
14	Ser	13	1038	14 Serpens	C.21
21	And	3	1051	24 Andromeda	I-C.27
24	Ari	2	1054	22 Aries	I-C.30,I-C.45
25	Tau	16	1056	44 Taurus	C.22
26	Gem	1	1072	30 Gemini	I-C.31
27	Cnc	2	1073	16 Cancer	I-C.35
29	Vir	2	1075	40 Virgo	I-C.37
30	Lib	2	1077	19 Libra	I-C.38
31	Sco	17	1079	11 Scorpius	C.16
32	Sgr	17	1096	30 Sagittarius	C.24
34	Aqr	4	1113	42 Aquarius	I-C.43
35	Psc	6	1117	37 Pisces	I-C.44
36	Cet	4	1123	22 Cetus	I-C.45
38	Eri	20	1127	20 Eridanus	C.25
40	CMA	16	1147	14 Canis Maior	C.6
42	Arg	42	1163	12 Argo	C.7
43	Hya	9	1205	25 Hydra	C.26
46	Cen	33	1214	5 Centaurus	C.8
47	Lup	19	1247	1 Lupus	C.12
48	Ara	7	1266	1 Ara	C.15
49	CrA	13	1273	1 Corona Australis	C.2
50	PsA	17	1286	1 Piscis Austrinus	C.27
	all	298			

Notes. For each constellation the columns give the sequence number *C_K* (in *KeplerE* for *C_K* < 46), its abbreviation, the number *N* of stars added in *Secunda Classis* to *KeplerE*, and for the first star in the constellation the sequence number in the whole catalogue *K* and the sequence number within the constellation *OT*. Note that the numbers *C_K* (≥ 46), *K* and *OT* are continued from *KeplerE*. We also give the Figure in which the new stars are depicted, where prefix 'I-' refers to Paper I.

first among Europeans, and declares that they were for the first time corrected to astronomical standard by Pieter Dicksz. [Keyser]. Jacobus Bartsch from Lausitz, a diligent young man, famous for some time now for his great merits concerning the celestial globe, assembled these same [constellations] into numbers and a map from the last tables and manuscripts of Johann Bayer himself (a splendid little collection of Christian constellations extracted from the *Uranographia* of Schiller, the publication of which is forthcoming in accordance with the last will of the author); and he has promised that he will subsequently publish the most perfect maps, by producing a one-an-a-half foot globe with the ancient images, as more conform with the version of Tycho.

Uranographia of Schiller refers to his celestial atlas, the *Coelum Stellatum Christianum* of 1627. Kepler thus put the stars known from Ptolemaios, but with positions more-or-less improved by comparison with improved positions of nearby stars, and corrected for the different value of the obliquity used by Ptolemaios, in his second class, together with some new stars measured by himself. In the third class he puts the stars of the new constellations. Kepler states that the positions of the third class are based on those of Petrus Theodorus, i.e. Pieter Dirksz. [Keyser], through the intermediary Bartsch.

Table 3. Constellations in the *Tertia Classis* of Kepler

C_K	N	K	constellation	Fig.	
51	Gru	13	1303	Grus	C.19
52	Phe	15	1316	Phoenix	C.1
53	Ind	12	1331	Indus	C.18
54	Pav	23	1343	Pavo	C.17
55	Aps	11	1366	Apus, Avis Indica	C.14
56	Mus	4	1377	Apis, Musca	C.9
57	Cha	10	1381	Chamaeleon	C.11
58	TrA	5	1391	Triangulum Aus.	C.13
59	Vol	7	1396	Piscis Volans, Passer	C.10
60	Dor	7	1403	Dorado, Xiphias	C.4
61	Tuc	8	1410	Toucan, Anser Americanus	C.20
62	Hyi	21	1418	Hydrus	C.4
all	136				

Notes. Columns as in Table 2, without the OT

To our knowledge, no analysis has ever been published of the *Secunda Classis* and/or *Tertia Classis*.

The third catalogue of the stars in the southern sky was published by Edmond Halley (1679), on the basis of the measurements he made during a year (roughly Feb 1677 to Feb 1678) on the island of St. Helena, latitude $-15^{\circ}57'$. As Halley explains in his introduction to the catalogue, persistent bad weather prevented him from making planetary observations to determine the obliquity, and therefore he decided to determine the positions of the southern stars from the angular distance to stars from the catalogue of Brahe. In doing so he kept the ecliptic positions as given by Brahe. The bad weather also forced Halley to forego observations of the faint stars in Piscis Austrinus and the stars in Indus, in favor of more important brighter stars in other constellations.

Halley was 20 years and a bachelor student when he left; upon his return, with a recommendation from king Charles II, he was granted a master degree. For further details we refer to the biography of Halley written by Cook (1998). An analysis of the star catalogue of Halley has been published by Baily (1843).

In this paper, we describe machine-readable versions of the star catalogues of De Houtman, Kepler (second and third classes) and Halley. The machine-readable tables give our identifications with stars from the (modern) Hipparcos catalogue, and on the basis of these the accuracy of the positions and magnitudes tabulated in the old catalogues. For the catalogue of De Houtman we compare our identifications with those made by Knobel (1917).

In the following we refer to (our machine-readable versions of) the star catalogues of De Houtman (1603) as *Houtman*; and of Halley (1679) as *Halley*. An F or E number is the sequence number of a star in *Houtman*, and *Halley*, respectively. (These letters stand for Frederick and Edmond, respectively, and are used to avoid confusion between *Houtman*, *Halley*, and the catalogue of Hevelius 1690.) Thus F 273 is the 273rd entry in *Houtman*, and E 55 the 55th entry in *Halley*. Our emended, machine-readable versions of Kepler's (1627) edition of the star catalogue of Brahe (Verbunt & Van Gent 2010a, hereafter: Paper I) and of his Second and Third Classes are referred to as *KeplerE*, *Secunda Classis* and *Tertia Classis*, respectively. A K-number refers to an entry in these catalogues, where we continue the numbering: K 1004 is the last star in *KeplerE*, K 1005 and K 1302 the first and last entry in *Secunda Classis*, and K 1303 the first entry in *Tertia Classis*. The sequence number within a constellation is indicated by a number following the abbreviated

Table 4. Constellations in *Halley*.

C	N	E	constellation	Fig.	
1	Sco	29	1	Scorpius	D.1
2	Sgr	21	30	Sagittarius	D.2
3	Eri	30	51	Eridanus	D.3
4	CMA	5	81	Canis Maior	D.4
5	PsA	1	86	Piscis Austrinus	D.5
6	Col	10	87	Colomba Noachi	D.6
7	Arg	46	97	Argo Navis	D.7
8	RCa	12	143	Robur Carolinum	D.8
9	Hya	5	155	Hydra	D.9
10	Cen	35	160	Centaurus	D.10
11	Lup	23	195	Lupus	D.11
12	Ara	9	218	Ara, Thuribulum	D.12
13	CrA	12	227	Corona Australis	D.13
14	Gru	13	239	Grus	D.14
15	Phe	13	252	Phoenix	D.16
16	Pav	14	265	Pavo	D.15
17	Aps	11	279	Apus Avis, Inidica	D.18
18	Mus	4	290	Musca Apis	D.17
19	Cha	10	294	Chamaeleon	D.19
20	TrA	5	304	Triangulum Australe	D.20
21	Vol	8	309	Piscis Volans	D.21
22	Dor	6	317	Dorado, Xiphias	D.23
23	Tuc	9	323	Toucan, Anser Americanus	D.24
24	Hyi	10	332	Hydrus	D.22
all	341				

Notes. For each constellation the columns give the sequence number C , the abbreviation we use, the number of stars in the constellation N , the sequence number of the first star in the constellation E , the constellation name and the Figure where it is shown. Due to bad weather, Halley observed only 1 star in Piscis Austrinus, and none in Indus.

name of the constellation: thus Phe 3 in the third star in Phoenix, in the catalogue under discussion.

We follow Hevelius (1690) in continuing the sequence numbering within each constellation between *KeplerE* and *Secunda Classis*, indicated with OT (Ordo Tychonis) in the Tables (see also Verbunt & Van Gent 2010b). Thus Cep 11 is the last star of Cepheus in *KeplerE*, to which Cep 12 is added in *Secunda Classis*.

2. Description of the catalogues

All catalogues are organized by constellation.

2.1. Houtman (1603)

The star catalogue of De Houtman (1603) contains 21 constellations, of which twelve are new, 8 are from Ptolemaios, and one, Cruzeiro, is the Southern Cross, split off from Centaurus. Table 1 lists the constellations and the number of stars in them. Each constellation starts with a statement of how many stars it contains, followed by a table with sequence number within the constellation, a short description of the star followed by five columns of integer positive numbers. The first two numbers give the right ascension in degrees (G) and minutes (M), the next two the declination in degrees (G) and minutes (M), and the fifth the magnitude of the star. Zeros are indicated either by an empty slot, or explicitly with 0. The coordinates then are

$$\alpha = G + M/60; \quad \delta = -(G + M/60)$$

i.e. the minus-sign of the declination is not given in the tables but implicitly assumed.

Interestingly, *Houtman* gives the coordinates in the equatorial system. The equinox of the catalogue is not given. We assume it is the same as that of *KeplerE*, i.e. AD 1601.0, JD 2 305 824.

2.2. Secunda Classis, Tertia Classis, *Kepler* (1627)

The star catalogue given as the *Secunda Classis* (second class) by Kepler (1627) starts with stars to be added to the 46 constellations listed in *KeplerE*, and ends with four constellations that were listed by Ptolemaios but which are too far south to be in *KeplerE*. Table 2 lists the constellations and the numbers of stars added to them with respect to *KeplerE*. For each entry a Latin description of the star is followed by the ecliptic longitude and latitude, and the magnitude. The longitude is given in integer degrees (*G*), integer minutes (*M*) and zodiacal sign (*Z*). For one entry, K 1059, $\frac{1}{2}$ is indicated behind the integer *M*. The longitude in decimal degrees thus is

$$\lambda = (Z - 1) * 30 + G + M/60$$

The latitude is given in integer degrees (*G*), integer minutes (*M*) and B (for borealis, north) or A (australis, south). Often the B or A is not given explicitly, but implicitly taken to be the same as for the previous entry. The latitude in decimal degrees thus is:

$$\beta = \pm(G + M/60); \quad +/ - \text{ for B/A}$$

Kepler gives a number of alternative positions in the *Secunda Classis*, in text between the catalogue entries, and sometimes in the entry lines themselves, usually as *aliter* (alternatively), in two cases (K 1066, K 1067) as *Schreckenf* (Schreckenfuchs). In the entry lines, the number for which a variant is given is marked by an explicit degree or arcminute sign.

The star catalogue given as the *Tertia Classis* (third class) by Kepler (1627) has the same layout as the second class. The constellations in it are the twelve new constellations delineated by Plancius. Table 3 lists the constellations in this catalogue and the number of stars in each of them.

Since *Secunda Classis* and *Tertia Classis* immediately follow the star catalogue of Brahe in Kepler (1627), we assume that they have the same equinox as *KeplerE*.

2.3. Halley(1679)

The *catalogue of the southern stars, or supplement to the Tychoian catalogue* of Halley (1679) is given in six columns. The first column contains the descriptions of the stars. The second and third column are headed *unde observata* (from where observed) and *Distantia observata* (observed distance), and contain the names of two reference stars for each entry and the angular distance of the entry to each of them, in degrees (gr.), minutes (m.) and seconds (s.), all in integers. For most entries two reference stars with angular distance are given, for some entries three or four reference stars; occasionally just one reference star is given, together with an indication that a longitude or latitude of the entry was used as given by Brahe or Kepler. The fourth column has two lines per entry, the first one giving the ecliptic longitude in zodiacal sign, degrees and minutes, and the second one the ecliptic latitude in degrees and minutes. An *s* (for semi) may follow the minute indicating an extra 0.5 (both for longitude and latitude). The latitudes are followed by *b* (for borealis) if the star has a northern latitude; for the other entries a southern latitude is implicitly assumed. The fifth column gives the longitude and latitude in the same notation (without the *s*'s and

Table 5. Certain identifications with objects not in the Hipparcos catalogue

entry	identification
K 1009	globular cluster M 13
K 1036	supernova 1604 (Kepler)
K 1230	globular cluster ω Cen
K 1408	Large Magellanic Cloud
K 1433	Small Magellanic Cloud
F 46	Small Magellanic Cloud
E 20	open cluster NGC 6231
E 29	open cluster M 7
E 146	highly variable star η Car
E 180	globular cluster ω Cen

b's) *E Catal. vetusto* (from the old catalogue). Halley explains in his introduction that with old catalogue he refers to Clavius, *Commentaries on Sacrobosco's De Sphaera* and Bartsch's excerpt of the Rudolfine Tables by Kepler. The sixth column gives the magnitude as an integer.

Halley notes in the catalogue that due to bad weather he did not observe the faint stars in Piscis Austrinus, nor the stars in Indus. The last six stars of Lupus (E 212 - E 217) he observed *inter navigandum* (while sailing), and for these no angles to reference stars are given, but only the rough positions.

The equinox of the catalogue is given by Halley as *Annum Completum 1677*, old style. We assume that this corresponds to 1678 Jan 1, JD 2333948.

3. Identification procedure

The procedure that we follow for the identification of the stars in the different catalogues is *mutatis mutandis* the same as the procedure we followed for the catalogue of Brahe, and we refer to Paper I for details. Briefly, we select all stars for the *Hipparcos Catalogue* with a Johnson visual magnitude brighter than 6.0, we correct their equatorial position for proper motion between the Hipparcos epoch 1991.25 and the equinox of the catalogue, and precess the resulting equatorial coordinates to the equinox of the catalogue. For *Secunda Classis*, *Tertia Classis*, and *Halley*, we convert the equatorial coordinates to ecliptic coordinates, using the obliquity appropriate for the catalogue equinox.

For each entry in the old catalogue we then find the nearest – in terms of angular separation – counterpart in the Hipparcos Catalogue. Often, this star is designated a secure counterpart by us, and given an identification flag 1. This flag is also used for certain identifications with objects not in the *Hipparcos Catalogue* (see Table 5). Occasionally, a star brighter than the nearest star is considered by us to be the secure counterpart, and we flag such an identification with 2. This may happen when the brighter star is at a marginally larger angular distance, or when it is part of a recognizable pattern. Examples are F 7 in Phoenix (near the center in Fig. C.1), and many stars in the constellation Corona Australis, both in *Houtman* and in *Secunda Classis* (Fig. C.2). Identifications we consider plausible but uncertain are flagged 3, and cases where several equally plausible counterparts are found, are flagged 4. An unidentified catalogue entry is flagged 5. As we will see, all repeat entries in *Secunda Classis* except one are repeating entries from *KeplerE* – with slightly different position, i.e. they are repeat entries only if *Secunda Classis* and *KeplerE* are considered as one catalogue. We mark these, and the only repeat entry within *Secunda Classis*, with a 6. *Tertia Classis* and *Houtman* do not contain repeat entries.

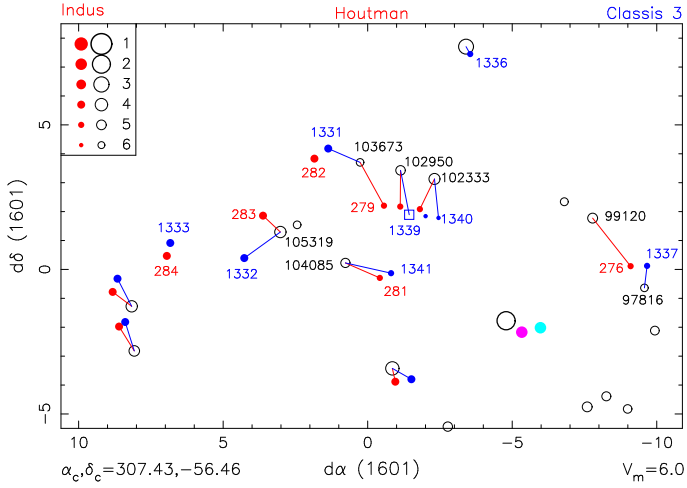


Fig. 1. Comparison of our identifications of entries in Indus in *Houtman* and *Secunda Classis*. In this projected image of the constellation Indus red stars and numbers refer to *Houtman*, blue to *Secunda Classis* and black to the *Hipparcos Catalogue*. The axes give the distances in right ascension and declination to the center of the constellation, roughly in degrees (for details of the projection used, see Sect. C).

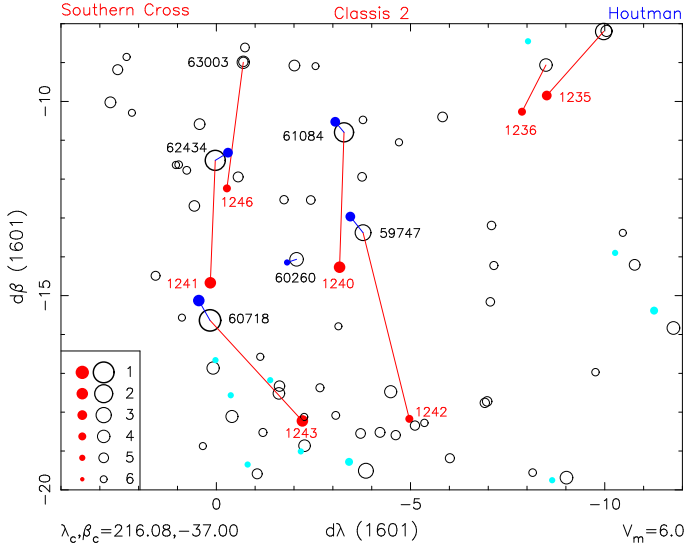


Fig. 2. Comparison of our identifications of entries in Crux in *Secunda Classis* and *Houtman*. In this projected image of the constellation Crux red stars and numbers refer to *Secunda Classis*, blue to *Houtman* and black to the *Hipparcos Catalogue*. The axes give the distances in ecliptic longitude and latitude to the center of the constellation, roughly in degrees (for details of the projection used, see Sect. C).

When no good Hipparcos star is found as identification, we investigate the possibility of extended sources such as star clusters, or extinct sources such as (super)novae. In a number of cases this leads to a good identification, as listed in Table 5. When a bright star is near or in a star cluster, the choice for single star or extended object is ambiguous. In two such cases, E 20 and E 29 we list the Hipparcos star in the catalogue, and the cluster in Table 5.

In finalizing the identifications we have also compared our initial results for *Secunda Classis* and *Tertia Classis* with those for *Houtman*; this occasionally made us change an initial identi-

fication. In crowded constellations we have limited a first search for counterparts to Hipparcos stars with $V < 5.0$; this limits confusion by fainter and therefore less likely counterparts. In particular in Argo, many identifications flagged 2, i.e. the counterpart is not the nearest star with $V < 6.0$, are the nearest Hipparcos star with $V < 5.0$.

It may be argued that the majority of stars in *Secunda Classis* that are taken from the catalogue of Ptolemaios should properly be identified from that catalogue. We have in fact applied our identification procedure independently both to the *Secunda Classis* and to the catalogue of Ptolemaios, for which we use the edition by Toomer (1998). In almost all cases, the identifications are the same for corresponding entries in both catalogues; where they are not, they reflect the uncertainty in choosing between several plausible possibilities. We discuss this further in Sect. 5.3.

To illustrate some of the problems encountered in trying to identify the catalogue entries, and our solutions of them, we discuss two of the more ambiguous cases. The first of these is the constellation Indus, illustrated in Fig. 1. First, we note that with the sole exception of K 1336 (α Ind) every entry in *Tertia Classis* is matched with an entry in *Houtman*. Thus, one may expect the same identification for each matched pair, and mostly this is indeed the case. An exception is the pair F 276/K 1337, where in the case of F 276 we choose the further but brighter HIP 99120 as counterpart and in the case of K 1337 the closer but fainter HIP 97816. We might have chosen to identify both F 274 and K 1339 with the same star, be it the fainter HIP 97816 or the brighter HIP 99120. Another exception involves HIP 102333, HIP 102950 and HIP 103673, three stars in a row. It is tempting to identify these with the three entries in a row about $1^\circ 5'$ to the south, and this we have done for the catalogue of De Houtman. This implies that F 282 is unidentified. In the case of *Tertia Classis* we have chosen to identify HIP 103673 with K 1331, and this implies that K 1338 – the star between K 1339 and K 1340 – remains unidentified. We have further chosen to identify F 283/K 1332 with HIP 105319. One could consider to identify K 1332 and K 1333 with HIP 104085 and HIP 105319 respectively, and leave K 1341 unidentified. We have chosen to identify K 1332 and K 1341 with HIP 105319 and HIP 104085, respectively, and leave K 1333 unidentified. The matching entries F 281, F 283 and F 284 suggest that this is the right choice. These examples show that a certain arbitrariness can not be avoided. Knobel (1917) made the same choices in identifying the entries in Indus in *Houtman* as we do.

As the second example we consider the Southern Cross, which in *Secunda Classis* is part of Centaurus (Fig. 2). The identification of the stars in *Houtman* is straightforward, the identification of the stars in *Secunda Classis* far from straightforward. If we identify the bright entries K 1240 and K 1241 with HIP 61084 and HIP 62434, respectively, identification of K 1242 and K 1246 with HIP 59747 and HIP 63003 becomes plausible. What about K 1243? From its brightness, identification with HIP 60718 appears best, but from the direction of the offsets of the other identifications HIP 60260 may be possible as well. The positions as given by De Houtman for these stars are a marked improvement on (Kepler and through him on) Ptolemaios.

3.1. Identifications of Houtman by Knobel

Knobel (1917) identifies stars from *Houtman* with entries in the *Uranometria Argentina* (Gould 1879). We use the machine-readable version prepared by Pilcher (2010) which takes into account the (very few) corrections later made by Gould and others

Table 6. First lines from the machine-readable table *Houtman*

F	C		G	M	G	M	V _F	HIP	I	K	V	Δα	Δδ	Δ	
1	1	=Phe	1	347	20	40	50	5	116231	1	1	4.4	29.6	49.1	54.1
2	1	=Phe	2	348	35	44	15	5	116389	1	3	4.7	−15.5	−33.7	35.5
3	1	=Phe	3	349	45	42	45	4	0	0	3	0.0	0.0	0.0	0.0
4	1	=Phe	4	357	10	47	45	4	765	1	1	3.9	3.0	−12.0	12.2
5	1	=Phe	5	1	00	44	05	2	2081	1	1	2.4	34.7	−24.0	34.6
6	1	=Phe	6	1	30	45	34	4	2072	1	1	3.9	5.1	−20.0	20.3
7	1	=Phe	7	2	40	50	15	4	2472	2	1	4.8	18.3	−46.1	47.6

Notes. For explanation of the columns see Sect. 4.1.

Table 7. First lines from the machine-readable table *Classis*

K	C _K		Z	G	M	G	M	S	V _K	HIP	I	V	Δλ	Δβ	Δ	P	I _p	
1005	4	=Cep	12	1	04	30.	64	00	B	5	107259	1	4.2	-15.4	10.9	86	1	
1006	5	=Boo	29	7	28	45.	45	45	B	4	75312	6	5.0	165.0	65.6	131.5	91	1
1007	7	=Her	29	9	01	20.	55	55	B	5	83313	1	5.3	64.5	1.9	36.2	131	1
1008	7	=Her	30	9	02	30.	58	15	B	5	83838	1	5.4	92.9	15.7	51.2	132	1
1009	7	=Her	31	8	24	39.	57	30	B	5	0	1	5.8	-40.9	23.8	32.3	0	3
1010	9	=Cyg	28	12	03	00.	63	20	B	9	101138	2	4.9	-147.3	43.6	78.5	175	1

Notes. For explanation of the columns see Sect. 4.2. The format of the file with alternative positions, *Aliter*, is identical

Table 8. First lines from the machine-readable table *Halley*

<i>E</i>	<i>C</i>	<i>Z</i>	<i>G</i>	<i>M</i>	<i>G</i>	<i>M</i>	<i>V_E</i>	HIP	<i>G</i>	<i>M</i>	<i>S</i>	HIP	<i>G</i>	<i>M</i>	<i>S</i>	HIP	<i>I</i>	<i>V</i>	$\Delta\lambda$	$\Delta\beta$	Δ	
1	1 =Sco	1	8	28	41.0	01	5.0	2.5	65474	39	28	0	79593	16	15	20	78820	1	2.6	0.7	−2.1	2.2
2	1 =Sco	2	8	28	4.0	−01	54.0	2.5	65474	38	42	20	79593	19	13	10	78401	1	2.3	0.6	−2.6	2.7
3	1 =Sco	3	8	28	26.0	−05	23.0	3.0	65474	39	9	30	79593	22	42	10	78265	1	2.9	0.8	−3.0	3.2
4	1 =Sco	4	8	28	38.5	−08	28.0	3.5	65474	39	39	0	77070	35	44	0	78104	1	3.9	0.8	−5.5	5.5
5	1 =Sco	5	9	00	8.0	01	42.0	4.0	65474	40	57	40	79593	15	46	40	79374	1	4.0	0.9	−1.5	1.8
6	1 =Sco	6	8	29	11.0	00	16.0	5.0	65474	39	53	20	79593	17	4	20	78933	1	3.9	−0.5	−0.3	0.6

Notes. For explanation of the columns see Sect. 4.3.

to the 1879 version, and which adds among others the HD number of the stars. We convert this to the Hipparcos number, for comparison with our identification. (The *Hipparcos Catalogue* provides the HD number for each of its entries.) When the identification by Knobel is identical to ours we flag it K=1, when it is different from ours, we flag it 3. (Flag 2, when we choose from two possible identifications the other one than he, does not occur.) Flag 0 indicates that Knobel has no identification.

4. The machine-readable catalogues

4.1. The star catalogue of De Houtman

The machine-readable table *Houtman* contains the following information (see Table 6). The first column gives the sequence number F. The second and third column give the sequence number of the constellation C and the abbreviation of the constellation name. The fourth column gives the sequence number within the constellation. Columns 5 and 6 give the right ascension in degrees (G) and minutes (M), and columns 7 and 8 the declination in degrees (G) and minutes (M). The negative declination (which all entries have) is implicit. Column 9 gives the magnitude according to De Houtman.

Columns 10-16 provide additional information from our analysis, viz. the Hipparcos number of our identification HIP, the flag I indicating the quality of the identification, the flag K which compares our identification with that by Knobel, the vi-

sual (Johnson) magnitude V given in the *Hipparcos Catalogue* for our identification, the differences in right ascension $\Delta\alpha$ and declination $\Delta\delta$ in minutes, and the angle Δ between the catalogue entry and our Hipparcos identification, in arcminutes ('). If the catalogue entry for minutes M as given by De Houtman is M_F and the value computed from the position and proper motion in the *Hipparcos Catalogue* M_{HIP} , then columns 14 and 15 give $M_{HIP} - M_F$.

4.2. Secunda Classis and Tertia Classis from Kepler; variants to Secunda Classis

The machine-readable table *Classis* combines the *Secunda Classis* and *Tertia Classis*. As noted above, Kepler gives alternative positions for some entries in *Secunda Classis*. Some of these alternative positions occur in *KeplerE* or its variants that we collected in *Variants* in Paper I. Such is the case for the alternative positions given for UMa 39, 40, 41 and 56 at the very beginning of Secunda Classis, and for Tau 30 (Electra in the Pleiades). Variants that do not occur in these earlier catalogues we collect in *Aliter*, with the exception of those for K 1139 and K 1140, which we use to emend the main catalogue entry (see Sect. A.3).

The files *Classis* and *Aliter* contain the following information (see Table 7). The first column gives the sequence number K. The second and third column give the sequence number of the constellation C_K and the abbreviation of the constellation name.

The fourth column gives the sequence number within the constellation. Columns 5 - 7 give the longitude in zodiacal sign (Z), degrees (G) and minutes (M), and columns 8 - 10 the latitude in degrees (G), minutes (M) and sign S . Column 11 gives the magnitude according to Kepler. A tabulated magnitude 8 indicates that Kepler does not give a magnitude; a 9 indicates a magnitude given by Kepler as ne(bulous).

Columns 12-18 provide additional information from our analysis, viz. the Hipparcos number of our identification HIP, the flag I indicating the quality of the identification, the visual (Johnson) magnitude V given in the *Hipparcos Catalogue* for our identification, the differences in longitude $\Delta\lambda$ and latitude $\Delta\beta$ in minutes, and the angle Δ between the catalogue entry and our Hipparcos identification, in arcminutes ($'$). If the catalogue entry for minutes M as given by Kepler is M_K and the value computed from the position and proper motion in the *Hipparcos Catalogue* M_{HIP} , then columns 16 and 17 give $M_{HIP} - M_K$.

Columns 19 and 20 indicate the connection with the catalogue of Ptolemaios. Column 19 gives the sequence number P of the entry in the catalogue of Ptolemaios which corresponds to the entry in *Classis*, in most cases based on a common Hipparcos identification, in which case column 20 contains a 1. In some cases the correspondence is based on positional coincidence (after taking precession into account), but the identification is different: these have a 2 in column 20. This includes cases where one or both of the corresponding stars is unidentified. A zero in column 19 indicates that no corresponding entry is found, in these cases column 20 has a 3, indicating a genuinely new entry.

4.3. The catalogue of Halley

The machine-readable table *Halley* uses one line for each 2-line entry in the catalogue as printed by Halley. Column 1 gives the sequence number for the entry in the catalogue as a whole E (for Edmond), columns 2 and 3 the sequence number C and abbreviation of the constellation, and column 4 the sequence number of the entry within the constellation. Columns 5-7 give the longitude in integers Z and G and real M , such that the longitude in decimal degrees is

$$\lambda = (Z - 1) * 30 + G + M/60$$

. Columns 8-9 give the latitude with integer G and real M such that the latitude in decimal degrees is

$$\beta = \pm(|G| + M/60); \quad +/ - \text{ for } G > 0/G < 0$$

i.e. the sign of G gives the sign of β . Column 10 gives the magnitude according to Halley.

Columns 11-14 give the Hipparcos number HIP of the first reference star and the angular distance of the entry to it in degrees G , arcminutes M and arcseconds S , and columns 15-18 the same for the second reference star. In place of the distance to the second reference star a longitude or latitude from Brahe or Kepler is used in five cases; we indicate these with a negative value for HIP: -1 when a longitude from Brahe is used (for E 12), -2 latitude from Brahe (for E 9), -3 longitude from Kepler (for E 11, E 16 and E 17). Columns 15-20 give the results from our analysis, viz. the Hipparcos number of our identification, a flag I indicating the quality of the identification, as explained in Sect. 3, the magnitude of the Hipparcos entry of column 15, the differences $\Delta\lambda \equiv \lambda_{HIP} - \lambda$ in minutes as tabulated and $\Delta\beta \equiv \beta_{HIP} - \beta$ in arcminutes between the longitude λ_{HIP} and latitude β_{HIP} as derived from the Hipparcos catalogue and the values λ and β derived from the values in *Halley*, and the

Table 9. Frequency of identification flags in the four catalogues.

I\K	0	1	2	3	all	I _S	I _T	I _E
1	3	185	0	19	207	162	82	336
2	0	76	0	8	84	71	48	5
3	0	4	0	4	8	17	2	0
4	0	2	0	0	2	0	1	0
5	2	0	0	1	3	9	3	0
6	0	0	0	0	0	39	0	0
all	5	267	0	32	304	298	136	341

Notes. The distribution of the identification flags is given for *Houtman* (I), *Secunda Classis* (I_S), *Tertia Classis* (I_T), and *Halley* (I_E). For *Houtman* we further give the distribution of the flags K comparing identifications by Knobel (1917) with ours. (The meaning of the flags is explained in Sect. 3.)

distance Δ in arcminutes between the position derived from the Hipparcos catalogue and the position according to Halley.

The last four lines of the catalogue give additional angles to reference stars, with sequence number of star, sequence number and abbreviation of constellation, sequence number in constellation, and Hipparcos identification with flag, in columns 1-4 and 19, 20; and the Hipparcos number of the reference stars and the associated angles, in column 11-14 and 15-18.

5. Analysis and discussion

5.1. The accuracy of Houtman

Figure 3 and Table 9 display some results of our analysis of the star catalogue of De Houtman (1603). The catalogue consists of 304 entries, of which we claim to have identified 291 with certainty, one of which (F 46) with the Large Magellanic Cloud. In ten cases we suggest plausible or possible identifications, and in three cases we do not find a counterpart. Comparison with *Classis* suggests that the first of these unidentified entries, F 3 (near $-9.9, 6.5$ in Fig. C.1), corresponds to K 1319 (near $-8.8, 1.0$), but obtained a wrong position due to a computational or scribal error. The other two, in Indus, were discussed in Sect. 3 (see Fig. 1).

As shown in Table 9, our identifications agree on the whole with those by Knobel (1917). We identify three of the five stars that Knobel (1917) left unidentified. In 27 cases we do not agree with the identification given by Knobel (1917) and give another identification; in 4 cases we prefer an alternative but consider his identification possible as well; and in the case of F 3 comparison with *Classis* (see discussion in the previous paragraph and in Sect. B) leads us to reject his identification.

The magnitude distributions of the 290 entries securely identified with a star in the *Hipparcos Catalogue* show a good correlation between the magnitudes as assigned by De Houtman and those of the counterparts in the *Hipparcos Catalogue*. The brightest category in *Houtman* is magnitude 1: all three stars in this category (α Eri = Achernar, α Car = Canopus, and β Cen) have $V_{HIP} < 0.5$. The faintest category in *Houtman* has magnitude 6; most stars in this category have $V_{HIP} = 5$.

The position errors $\Delta\alpha$ and $\Delta\delta$ are a mixture of random measurement errors and occasionally large systematic errors, as illustrated by the Figures in Appendix C, e.g. Fig. C.2. As a result, the error distributions are not gaussians. Separate fits of gaussians to the central peak ($N > 10$ in error bins of $15'$, as shown in Figure 3) and the whole distribution out to errors of $150'$, we obtain $\sigma \sim 25'$ and $\sigma \sim 40'$, respectively. Since gaussians are

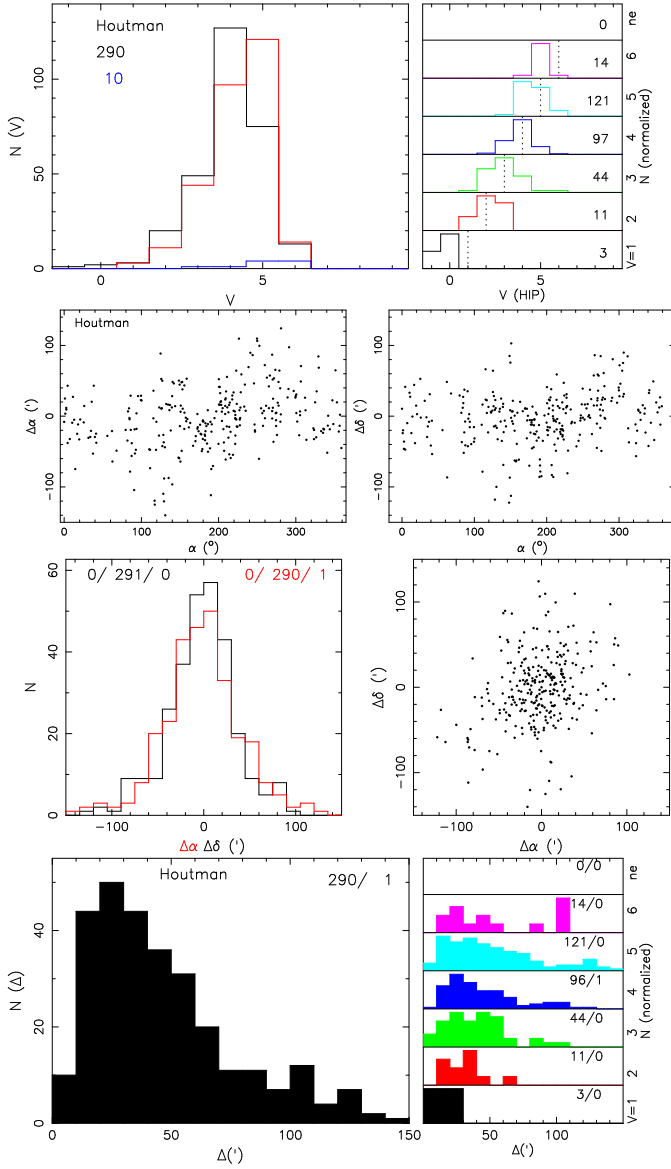


Fig. 3. Magnitude and position errors and their correlations in *Houtman*. The top frame shows the distributions of magnitudes according to *Houtman* for securely identified stars (identification flags 1,2; red) and for not securely identified stars (flags 3-5; blue), and of the magnitudes in the *Hipparcos Catalogue* for all securely identified stars (black) in the large frame, and for each magnitude according to *Houtman* separately in the small frames. The middle frames show the errors $\Delta\alpha$ in right ascension and $\Delta\delta$ in declination as a function of right ascension and of one another, and histograms of the position errors for the securely identified stars separately for $\Delta\alpha$ (red) and $\Delta\delta$ (black). The numbers indicate stars within the frame (middle) and outside the frame to the left or right. The lower frame shows the distributions of position error Δ , for all securely identified sources in the large frame, and as a function of magnitude in *Houtman* in the small frames. The numbers indicate stars within/outside each frame.

not acceptable fits, these numbers should be considered as rough indicators only of the position accuracy. The errors in right ascension and in declination do not show clear correlations with right ascension or with one another. The distribution of the total position error Δ peaks near $25'$, and shows a broad tail towards $\sim 100'$, with larger errors for fainter magnitudes.

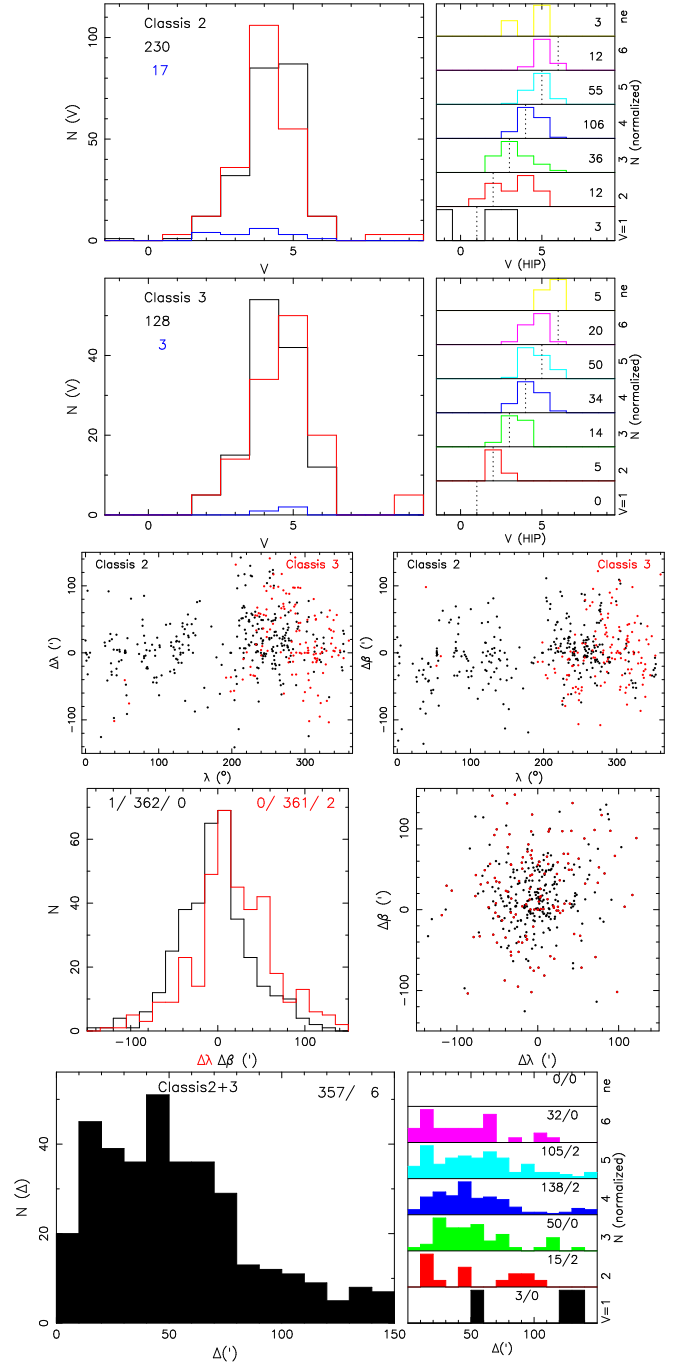


Fig. 4. Magnitude and position errors and their correlations in *Secunda Classis* and *Tertia Classis*. As Fig. 3, but with position errors in the ecliptic system. In the middle correlation frames black/red dots indicate stars from *Secunda Classis* and *Tertia Classis*, respectively

5.2. The accuracy of *Secunda Classis* and *Tertia Classis*

Figure 4 and Table 9 display some results of our analysis of the second and third classes of Kepler (1627). The Table shows that *Secunda Classis* contains 39 repeat entries; all except one correspond to entries from *KeplerE* (Table 10). K 1296 repeats (or foreshadows) K 1303 in *Tertia Classis*. With few exceptions, the repeat entries in *Secunda Classis* have rather less accurate positions than the corresponding entries in *KeplerE*. Among the exceptions are some southern stars in Ophiuchus (Fig. C.21).

Table 10. Stars in *Secunda Classis* repeating a star in *KeplerE*.

<i>Secunda Classis</i>			<i>KeplerE</i>			
K	Con	$\Delta_s(^{\circ})$	HIP	K	Con	$\Delta_K(^{\circ})$
1006	Boo	131.5	75312	143	Boo	2.8
1012	Oph	10.4	78727	685	Lib	3.2
1013	Oph	34.0	78207	684	Lib	2.6
1014	Oph	19.5	77853	683	Lib	3.3
1015	Oph	18.6	80628	348	Oph	3.9
1023	Oph	25.1	86284	336	Oph	46.4
1024	Oph	25.1	84893	341	Oph	55.7
1027	Oph	5.1	84970	355	Oph	131.6
1028	Oph	10.3	85340	356	Oph	86.7
1029	Oph	22.0	85755	357	Oph	97.5
1032	Oph	33.4	88149	349	Oph	3.3
1033	Oph	23.2	88192	350	Oph	2.7
1034	Oph	53.4	88601	352	Oph	4.9
1035	Oph	41.1	88290	351	Oph	2.7
1037	Oph	64.3	88771	342	Oph	4.4
1038	Ser	15.9	77257	343	Oph	2.6
1040	Ser	17.5	84880	344	Oph	5.9
1041	Ser	24.3	86263	345	Oph	4.7
1042	Ser	21.2	86565	346	Oph	2.8
1054	Ari	31.6	13061	504	Ari	3.8
1055	Ari	32.6	12828	823	Cet	13.3
1057	Tau	4.1	17499	534	Tau	37.1
1058	Tau	2.8	17702	536	Tau	1.5
1059	Tau	3.3	17608	535	Tau	8.6
1062	Tau	2.5	17847	537	Tau	2.5
1063	Tau	56.3	16852	918	Eri	0.6
1064	Tau	47.0	23497	522	Tau	35.8
1068	Tau	69.7	26640	326	Aur	1.3
1069	Tau	34.2	27468	327	Aur	0.9
1070	Tau	36.1	27830	324	Aur	2.1
1071	Tau	56.9	28237	325	Aur	2.0
1072	Gem	6.0	29696	323	Aur	1.4
1127	Eri	53.3	20507	917	Eri	2.2
1128	Eri	120.1	19849	916	Eri	0.7
1129	Eri	123.6	13701	911	Eri	0.6
1148	CMA	38.5	31592	938	CMA	18.8
1205	Hya	78.3	42313	980	Hyd	1.4
1206	Hya	14.9	42799	963	Hyd	1.3
<i>Secunda Classis</i>			<i>Tertia Classis</i>			
1296	PsA	41.0	108085	1303	Gru	11.0

Notes. For each repeat star in *Secunda Classis*, the table gives the constellation and position error Δ_s to its identification HIP, and the sequence number and constellation of the corresponding entry in *KeplerE* with its position error Δ_K . In one case the corresponding entry is in *Tertia Classis*

The three securely identified entries (flags 1, 2) with no magnitude or a magnitude ‘nebulous’ in the upper small frame for *Secunda Classis* in Fig. 4 are K 1010 in Cygnus (possibly indicating a combination of two stars, see Sect. B), K 1099 in Sagittarius (the close binary ν^1, ν^2 Sgr), and K 1093 a single star for which it is not clear why it would be marked nebulous. For three new stars of the Pleiades *Secunda Classis* gives no magnitude. The five securely identified (flags 1,2) stars with a magnitude ‘nebulous’ in the frame for *Tertia Classis* are K 1324 and K 1325 in Phoenix (Fig. C.1), K 1339 in Indus (Fig. 1), and K 1349 and K 1351 in Pavo (Fig. C.17), for none of which there is an obvious reason for the label nebulous.

Separate fits of gaussians to the central peak of the distributions of errors $\Delta\lambda$ in longitude and $\Delta\beta$ in latitude ($N > 10$ in error bins of $15'$, as shown in Figure 4) and the whole distribution out to errors of $150'$, give $\sigma \sim 35'$ and $\sigma \sim 45'$, respectively. Separate fits for *Secunda Classis* and *Tertia Classis* show that the

errors in *Secunda Classis* are on average about $5'$ smaller; those in *Tertia Classis* are larger by up to $10'$. However, as the errors are the sum of random and systematic errors, not well described by gaussian distributions, these numbers must be considered as rough indicators of the position accuracy only. The errors in longitude and in latitude do not show clear correlations with right ascension or with one another. The distribution of the total position error Δ has a broad peak from 20 to $70'$, and a broad tail towards larger error. The importance of systematic errors causes the errors for bright stars to be similar to those of fainter stars.

5.3. Comparison between *Classis* and the star catalogue of Ptolemaios

To compare the stars in *Classis* with those in the star catalogue of Ptolemaios we use the edition of the latter by Toomer (1998). For this we convert the identifications given by Toomer to Hipparcos numbers; and precess the coordinates of the entries in *Classis* to the epoch of the catalogue of Ptolemaios. In doing so, we assume that the positions in the star catalogue of Ptolemaios, after subtraction from the longitude of $2^{\circ}40'$, correspond to the epoch of -128 ($= 129$ BC), as stated by Ptolemaios in the *Almagest* (Toomer 1998, p.333).¹ In some cases the correspondence with Ptolemaios is explicit in the description of the entry in *Classis*. For example, K 1006 is described 10 Ptol. in *Classis*, and K 1040-1042 as 13-15 Ptol. In the other cases we determine corresponding pairs by their having the same counterpart from the Hipparcos Catalogue, and graphically by similar positions in the constellation.

An example of the graphical comparison is given in Fig. 5, in which we show the constellations of Ophiuchus and Serpens, the constellations to which Kepler added most new stars. Short solid lines connect the catalogue entries with the center of their Hipparcos identifications in this Figure, enabling for many *Classis* entries a straightforward determination whether they have a corresponding entry in the star catalogue of Ptolemaios. (Note that in some cases the entry from the Hipparcos catalogue is almost hidden behind the *Classis* entry in the Figure, viz. K 1043 and K 1019, near $3.8, -6.3$ and $-9.1, -13.4$ in Fig. 5.)

Among the entries in *Classis* that are not matched in the star catalogue of Ptolemaios we note the globular clusters M 13 in Hercules (K 1009) and ω Cen, SN 1604 in Ophiuchus (K 1036), and four new stars in the Pleiades (K 1056 and K 1058-1060),

5.4. Comparison between Houtman and *Classis*

In Table 11 we compare the numbers of entries in those constellations that are listed both in *Houtman* and in *Classis*. and the numbers of matching pairs, i.e. entries in *Houtman* and *Classis* that are identified with the same star in the *Hipparcos Catalogue*. We see from the Table that 99 of the 112 entries in the twelve new constellations in *Houtman* are matched by a star in *Classis*, all of them in *Tertia Classis*. To this may be added 8 matches not with the same Hipparcos identification, viz. F 3 (see Sect. B) in Phoenix, F 46 (the Small Magellanic Cloud), and three stars each

¹ The longitudes thus found for the catalogue of Ptolemaios are more accurate than the tabulated longitudes for the epoch of Ptolemaios, 137 AD, which are systematically too low by about a degree. This suggests that Ptolemaios did not make his own measurements, but corrected the positions measured by Hipparchos with his estimate for the change due to precession, i.e. $2^{\circ}40'$; the correct value being $\approx 3^{\circ}40'$. An ingenious analysis by Duke (2003) shows that Ptolemaios did indeed copy most of his star positions from Hipparchos.

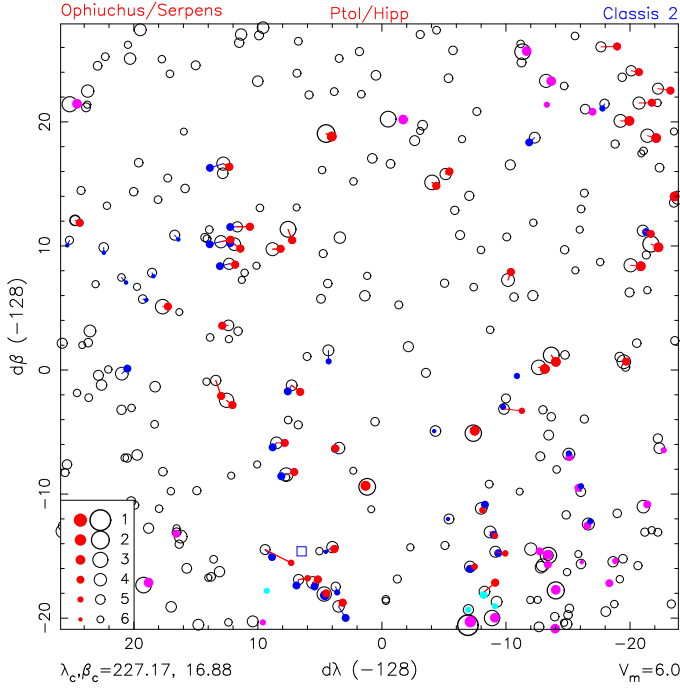


Fig. 5. The stars of Ophiuchus and Serpens in the star catalogue of Ptolemaios (red; other stars from this catalogue in purple) and in *Secunda Classis* after precession of the coordinates to the epoch of Ptolemaios/Hipparchos (dark blue; other stars in *Classis* in light blue). Open black circles are stars from the modern Hipparcos Catalogue. Short solid lines indicate identifications. In many cases stars in *Classis* are matched by an entry in the star catalogue of Ptolemaios, occasionally by an entry in a different constellation. New stars in *Classis*, not matched by an entry in Ptolemaios' catalogue are also seen, including the supernova of 1604, indicated as a blue square near 6, -14.

in Pavo and Indus whose pattern matches between *Houtman* and *Classis*, even though identified with different Hipparcos stars (Figs. 1, C.17). Thus the new constellations as listed in *Houtman* contain only five entries not found in *Classis*. Conversely, *Tertia Classis* contains 29 stars not in *Houtman*.

In comparing constellations from Ptolemaios in *Houtman* with *Classis*, we see that 101 entries in *Houtman* are identified with the same star in the *Hipparcos Catalogue* as a star in *Classis*, all in *Secunda Classis*. The pair F 63–K 1153 in Colomba / Canis Maior may also be considered a match even though they are identified with different Hipparcos stars (near 3, -0.5 in Fig. C.6). Thus there are 90 stars in these constellations in *Houtman* not matched in *Classis*. Four of these, the northernmost stars in Centaurus, are actually in *KeplerE*.

Knobel (1917) gives a table in which the numbers of stars new with respect to Ptolemaios are given, for each constellation separately. For the twelve new constellations, these numbers are virtually identical to the total number of stars in them; of the stars in *Houtman* but not in *Tertia Classis*, one star in Hydrus and one in Grus are considered by Knobel to be present in the catalogue of Ptolemaios (we find one in Grus, F 287=P 1022, but none in Hydrus). For the old constellations, Knobel's numbers are very close to the numbers of stars in each constellation in *Houtman* minus the numbers of matches with *Secunda Classis*. This is understandable, as *Secunda Classis* is mainly composed of stars from the catalogue of Ptolemaios (see previous Section). One star in Corona Austrinus, two in Centaurus/Crux (not counting

Table 11. Numbers of matching stars in *Houtman* and *Tertia Classis* and *Secunda Classis*.

Con	H	3C	M	Con	H	2C	M
Phe	13	15	12+1	CrA	16	13	11
Hyi	16	21	12+1	Eri	7	20	1
Dor	4	7	3	Col	11	16	9+1/1
Mus	4	4	4	Arg	56	42	22
Vol	5	7	5	Cen	53	33	27/1
Cha	9	10	9	Lup	29	19	14
TrA	4	5	4	Ara	12	7	6/1
Aps	9	11	7/2	Sco	8	17	8
Pav	19	23	16+3				
Ind	11	12	8+3				
Gru	12	13	12				
Tuc	6	8	5				
tot	112	136	99+8	tot	192	167	101+1

Notes. For each constellation the numbers of stars in *Houtman* and in *Secunda Classis* (2C) or *Tertia Classis* (3C) is given as well as the number of matching pairs. Most numbers indicates matches based on identification with the same star in the *Hipparcos Catalogue*. A match of a star in *Houtman* with a star in a different constellation in *Classis* is indicated behind a slash; Colomba and Canis Maior are treated as one constellation. The numbers behind a + sign indicate pairs that we consider matches in addition, even though identified with different Hipparcos stars, or unidentified.

the four matches with *KeplerE*), and one in Lupus, not matched in *Secunda Classis*, are considered by Knobel to be matched with stars from the catalogue of Ptolemaios.

Our analysis of *Secunda Classis*, *Tertia Classis*, and *Houtman* leads us to agree with the conclusions of Stein (1917) that the data for the twelve new constellations were mostly obtained during the *Eerste Schipvaart*, to which Keyser and De Houtman both contributed, and that the data for the new stars in the Ptolemaean constellations were obtained by De Houtman during his stay in Sumatra. Indeed, this agrees with the statement of De Houtman in his introduction to the star catalogue, except that he does not acknowledge a contribution by Keyser.

Knobel (1917) correctly notes that the twelve new constellations can not have been observed by De Houtman from Sumatra, but his conclusion that De Houtman merely plagiarized Keyser is not warranted. The fact that *Secunda Classis* has none of the stars added by *Houtman* to the Ptolemaean constellations, indicates that Kepler in 1627 used only data from the *Eerste Schipvaart*. The large similarity between the lists of stars in *Tertia Classis* with those for the twelve new constellations in *Houtman* then indicates a connection between the two viz. the observations obtained during the *Eerste Schipvaart*.

Dekker (1987) shows significant differences between the depictions of the twelve new constellations by Hondius on globes in 1598 and 1601 (and therefore based on data from the *Eerste Schipvaart*) and those by Blaeu on his globe of 1603 (based on data from De Houtman). Dekker concludes that Keyser and De Houtman recorded their observational data separately. The large overlap in the star lists lead us to suggest an alternative explanation, viz. independent reductions by Plancius and Blaeu of a shared set of observational data. The presence in *Tertia Classis* of 29 stars not in *Houtman* then shows that de Houtman did not use all stars from the shared set, possibly because he omitted the stars that he had not measured himself.

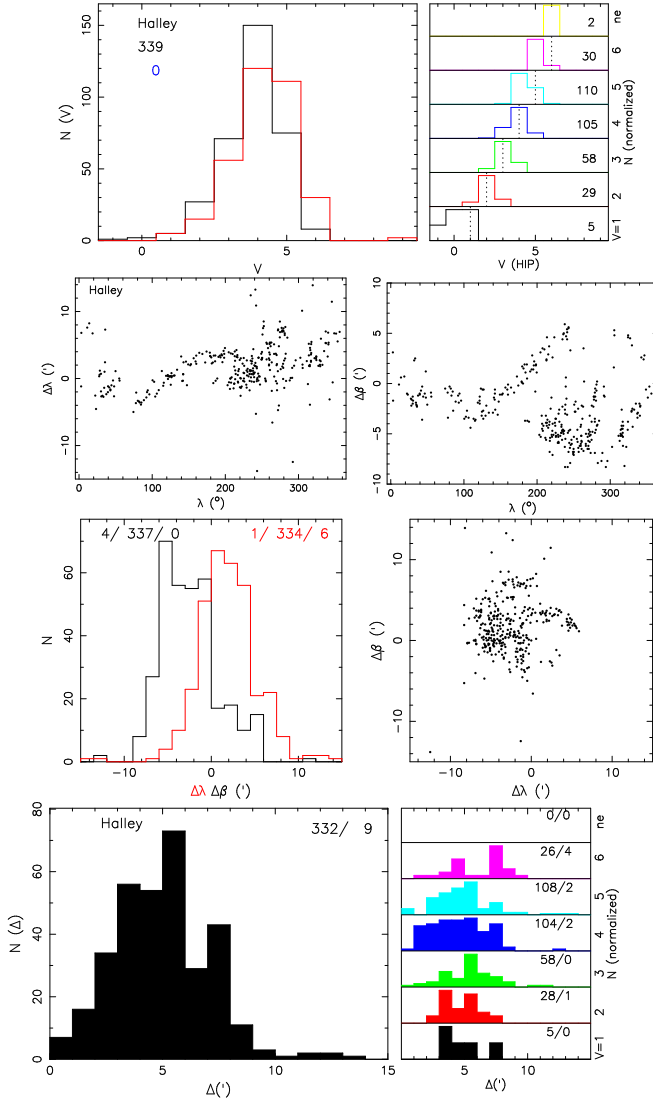


Fig. 6. Magnitude and position errors and their correlations in *Halley*. As Fig. 3, but with position errors in the ecliptic system.

5.5. The accuracy of Halley

Figure 6 and Table 9 display some results of our analysis of the star catalogue of Halley (1679), and illustrate its remarkable accuracy. Separate fits of gaussians to the distributions of errors $\Delta\lambda$ in longitude and $\Delta\beta$ in latitude as shown in Figure 6 give $\sigma \sim 3'$ for both, with offsets of $2'$ for $\Delta\lambda$ and $-2.6'$ for $\Delta\beta$. These numbers justify what Halley writes in the introduction to the catalogue (we translate from the Latin):

Then there is a rumour that a certain Dutchman Frederick [de] Houtman has made an effort on these stars on the island of Sumatra, and that Willem Blaeu [used] his observations to correct the celestial globe which he [Blaeu] published. Which instruments he used is not known to me, but from a comparison made of his globe with our catalogue, it is sufficiently and abundantly clear that this observer was little practised in this arena.

This is somewhat harsh on De Houtman, who probably used an ordinary mariner's cross-staff, whereas Halley used an astronomical sextant with telescopic sights, made specifically for his observations in St. Helena, probably in the Ordnance Office (Cook, 1998, pp. 38).

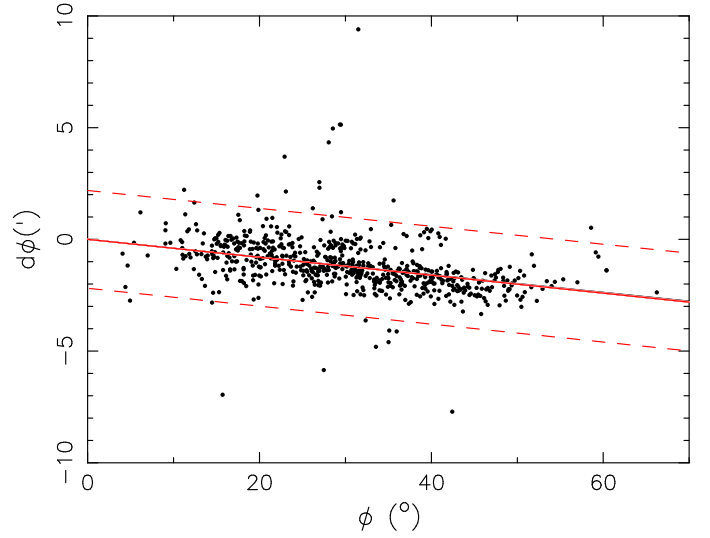


Fig. 7. For each angle ϕ between an entry in *Halley* and a reference star, the figure shows the difference $d\phi \equiv \phi_E - \phi$ between the catalogue value ϕ_E and the modern value ϕ , as a function of ϕ . The red line shows a linear fit, forced to go through (0,0), in which points deviating more than 3-sigma have been excluded. The 3-sigma range is indicated with the dashed lines.

Fig. 6 shows that the correlations of the errors in longitude $\Delta\lambda$ and latitude $\Delta\beta$ with longitude λ clearly are not random. (The largest errors, of three stars in Lupus, observed only from the ship while sailing, are outside the frames.) The position errors of the stars in *Halley* are the result of his own measurement errors and of the errors in the positions of the reference stars that he used, from the catalogue of Brahe. Our identifications of the reference stars are given in Table A.1. The angular distances given in the catalogue of each entry to the reference stars allow us to test the measurements errors of Halley, by comparing them with the values derived from the *Hipparcos Catalogue*, taking into account the proper motion between 1991.25 and 1678.0. The result is shown in Figure 7. The sextant shows a systematic error, increasing roughly linearly to about $2'$ at the largest angles of about 60° , on which errors with a standard deviation $\sigma \approx 0.7$ are superposed.

Table A.1 shows that both the systematic errors and the random errors in the angles with the reference stars are small with respect to the position errors of many reference stars themselves, both of some primary references (e.g. σ Sgr and Fomalhaut) and of secondary references derived from them. These errors explain both the range and the systematics seen in the error correlation plots in Fig. 6. Even so, it may be concluded that Halley achieved a stunning accuracy in his catalogue.

A problem of identification with earlier catalogues is mentioned by Halley following his list of the stars in Argo. He remarks that Ptolemaios assigns a magnitude 2 to the 31st star in his list for the constellation of Argo, but that there is now little or no remanant of this star. Halley qualifies this by noting that in particular the southern stars in Argo have such large positional errors that identification with the stars in his catalogue cannot be made safely. In fact, it appears to us that Halley's entry E 118 is a good match for Arg 31 of Ptolemaios: both entries have magnitude 2 in the old catalogues, and both are identified with HIP 44816 (λ Vel), a $V=2.2$ star.

Acknowledgements. We thank Jetze Touber and Rienk Vermij for help in translating the Latin texts heading *Secunda Classis* and *Tertia Classis*. This research

has made use of the SIMBAD database, operated at CDS, Strasbourg, France, and was supported by the Netherlands Organisation for Scientific Research under grant 614.000.425.

References

- Baily, F. 1843, *Mem.R.A.S.*, 13, 35 and 13, 167
 Brahe, T. 1598, *Stellarum octavi orbis inerrantium accurata restitutio* (manuscript), edited by Dreyer 1916, pp.333-373; pp.412-417
 Brahe, T. 1602, *Astronomiae Instauratae Progymnasmata* edited by Dreyer 1915, pp.258-280; pp.451-452
 Cook, A. 1998, *Edmond Halley, charting the heavens and the seas* (Clarendon Press, Oxford)
 Duke, D.W. 2003, *JHA*, 34, 227
 de Houtman, F. 1603, *Spraecck ende woord-boeck, inde Maleysch ende Madagaskarsche talen* (Cloppenburch, Amsterdam)
 Dekker, E. 1987, *Annals of Science*, 44, 439
 Dreyer, J.L.E. 1915, *Tychonis Brahe Dani Scripta Astronomica*, Vol.II (Gyldendal, Copenhagen)
 Dreyer, J.L.E. 1916, *Tychonis Brahe Dani Opera Omnia*, Vol.III (Gyldendal, Copenhagen)
 ESA 1997, *The Hipparcos and Tycho Catalogues* (SP-1200, ESA Publications Division, Noordwijk)
 Gould, B.A. 1879, *Uranometria Argentina* (Observatorio Nacional Argentino, Cordoba);
 Halley, E. 1679, *Catalogus stellarum australium* (Thomas James & R. Harford, London)
 Hevelius, J. 1690, *Catalogus Stellarum Fixarum* (Johann Stolle, Gdansk)
 Kepler, J. 1627, *Tabulae Rudolphinae* (Jonas Saur, Ulm)
 Knobel, E.B. 1917, *MNRAS*, 77, 414 and 77, 580
 Pilcher, F. 2010, *Gould's (1917) Uranometria Argentina* reprinted and updated <http://vizier.u-strasbg.fr/viz-bin/Cat?V/135>
 Stein, J. 1917, *Studiën, tijdschrift voor godsdienst, wetenschap en letteren*, 88, 36
 Toomer, G.J. 1998 *Ptolemy's Almagest*, 2nd ed. (Princeton University Press)
 van der Krogt, P. 1993, *Globi Neerlandici: the production of globes in the Low Countries* (HES, Utrecht)
 Verbunt, F., van Gent, R.H. 2010a, *A&A*, 516, A28 (Paper I)
 Verbunt, F., van Gent, R.H. 2010b, *A&A*, 516, A29

Appendix A: Annotations and Emendations

A.1. Emendations to Knobel

Vel55 is identified by Knobel as 215=x Vel from the *Uranometria Argentina*; we emend to 225=x Vel
 Pav 4. Knobel has 32=v Pav; we emend to 33=v Pav

A.2. Annotations and emendations to De Houtman

F 273 and F 274 have $\alpha=330^\circ36'$ and $209^\circ45'$ in the catalogue, which puts both well outside the constellation. Since the descriptions *het hert* (the heart) and *Een onder dese* (one below this) puts F 272 in the body and F 274 below it, we emend to $\alpha=300^\circ36'$ and $299^\circ45'$. The emended positions are near $6.5, -3.3$ in Fig. C.17.

A.3. Emendations to Classis

K 1064 has $\lambda=\varnothing$ 1100 in the catalogue, which puts it well outside the constellation. We emend to Υ 1100, in accordance with the description *Trium supra australe cornu praeced.* (the leading of the three above the southern horn).

K 1139 & K 1140 have zodiacal sign Υ for their longitude in *Classis*, but Kepler notes \varnothing as an alternative. This corresponds to their location in the star catalogue of Ptolemaios, and we make the emendation. Kepler also gives an alternative latitude $\beta=53^\circ$ A for K 1139, but since this does not fit its description as being north of K 1140 we do not make this emendation.

A.4. Annotations and emendations to Halley

E 14 and E 15 have zodiacal sign Υ in the catalogue; we emend to \times .

E 40. The angle to reference star HIP 97649 (*lucida Aquilae*) is given as the angle to reference star HIP 86032 (*caput Ophiuchi*) and v.v. in the catalogue. We emend the star names.

E 157 has $\lambda=\simeq 3^\circ59'$; we emend to $\simeq 8^\circ59'$.

E 193 = β Cen has an uncharacteristically large position error $\Delta=44'.1$. It is used as a reference star for the four stars in Musca: these stars have position errors between $5'.2$ and $5'.9$, implying that Halley used a more accurate position for E 193. The table has λ of E 193 as $\Upsilon 18.5$, Halley probably used $\Upsilon 19.18.5$, which gives $\Delta=5'.9$. We do not emend this, as it may not have been obvious to a contemporary of Halley.

E 300. The angle to reference star HIP 30438 (*Canopus*) is given as the angle to reference star HIP 52727 (*clarior in summ. Roboris Carolini*) and v.v. in the catalogue. We emend the star names.

The descriptions of the reference stars given by Halley are listed in Table A.1, together with our identification of them, and with the error Δ in their position.

Appendix B: Notes on individual identifications

B.1. De Houtman

F 2, F 3, are near $-10.5, 4.9$ and $-9.9, 6.5$, respectively in Fig. C.1. We identify F 2 with its nearest Hipparcos star, HIP116389 and leave F 3 unidentified; Knobel identifies F 3 with HIP 116389 and F 2 with HIP 116602 near $-9.6, 1.5$. Comparison with *Tertia Classis* leads us to think that F 3 corresponded to HIP 116602, but that its position in *Houtman* is corrupted.

F 7, near $-0.5, -0.1$ in Fig. C.1 is closest to HIP 2383 ($V=5.7$) but we identify it with the brighter HIP 2472 below it.

F 14-29, Corona Australis. The pattern of this constellation appears shifted as a whole, and we identify the stars accordingly, which in a number of cases leads us to prefer an Hipparcos counterpart at larger angular distance to the nearest Hipparcos star (Fig. C.2). In all cases, Knobel agrees. For F 19, near $0.5, -3.9$ he prefers HIP 93049, which however has $V = 6.3$.

F 38, near $12.4, 5.3$ in Fig. C.4, is identified by Knobel with HIP 13884, near $13.7, 3.7$, brighter but further ($V=5.0$, $d=2^\circ$) than our preferred counterpart.

F 42, 43 are identified by us with the nearest counterparts HIP 5896 and HIP 4293, respectively, near $2.1, 5$ in Fig. C.4; Knobel identifies F 42 with HIP 4293 and F 43 with HIP 1647 near $-2.2, 1.6$

F 44, near $-0.8, -1.6$ in Fig. C.4, is identified by Knobel with HIP 865, a $V=6.7$ star, too faint in our view.

F 46, near $1.8, -1.5$ in Fig. C.4, is the Small Magellanic Cloud

F 53, F 54, near $-7.6, 5.2$ and $-3.8, 2.6$ in Fig. C.5 are identified by us with HIP 19893 and HIP 21281, respectively. Knobel identifies F 53 with HIP 21281 and F 54 with HIP 23693, near $0.0, 1.2$.

F 59, near $-3.4, 5.2$ in Fig. C.6, is identified by Knobel with HIP 26862 ($V=6.2$), one magnitude fainter than the counterpart we prefer.

F 77, near $-8.2, 11.3$ in Fig. C.7 is identified by Knobel with HIP 37664, near $-7.4, 8.4$, both fainter and further ($V=5.1$) than our counterpart.

F 78, F 79 near $-6.8, 13.9$ and $-5.6, 17.9$ in Fig. C.7 are identified by Knobel with our counterpart for F 83 and F 82, respectively, near $-5.7, 9.0$. and $-5.8, 10.7$.

Table A.1. Reference stars of Halley and their position error.

name in Halley	Bayer	HIP	$\Delta(')$
Spica Virginis	α Vir	65474	2.6
Yed Ophiuchi	δ Oph	79593	1.0
lucida colli Serp.	α Ser	77070	2.7
Lanx Austrina	α^2 Lib	72622	3.0
genus Ophiuchi	η Oph	84012	3.7
humerus (sin.) \times	σ Sgr	92855	7.7
Cor Scorp.	α Sco	80763	4.2
oculus Pavonis	α Pav	100751	(6.9)
lucida Aquilae	α Aql	97649	2.5
caput Ophiuchi	α Oph	86032	2.7
sequent. capit. \times	π Sgr	94141	2.5
Stus spond. caud.	θ Sco	86228	(5.8)
lucida Arietis	α Ari	9884	0.8
Aldebaran	α Tau	21421	1.3
(Lux) Mandibula Ceti	α Cet	14135	2.1
Aust. Cadae Ceti	β Cet	3419	2.0
Regel Orionis	β Ori	24436	1.8
Achernar	α Eri	7588	(7.6)
Fomalhaut	α PsA	113368	5.9
Cor Hydrae	α Hya	46390	1.6
Sirius	α CMa	32349	0.9
Marchab Pegasi	α Peg	113963	1.3
Procyon	α CMi	37279	1.5
sect.trans.(Navis)	λ Vel	44816	(3.1)
Canobus	α Car	30438	(3.5)
Lucida in Tran.	ζ Pup	39429	(3.2)
Cauda Leonis	β Leo	57632	2.0
Cor Leonis	α Leo	49669	0.6
Lanx Borea	β Lib	74785	2.5
pes (dext.) Cent.	α Cen	71683	(4.7)
Pes Crucis	α^1 Cru	60718	(5.8)
Aust.(Part.)arc. \times	ϵ Sgr	90185	(5.4)
Caput Phoenicis	α Phe	2081	(5.6)
lucida ad rad. Roboris Carolini	β Car	45238	(5.2)
genus sinistr. Cent.	β Cen	68702	(44.1) ^a
clarior.in summ. Roboris Carolini	μ Vel	52727	(3.2)
ult.Erid.Ptol.	θ^1 Eri	13847	(6.8)
ala gruis	α Gru	109268	(5.8)

Notes. The position errors are taken from *KeplerE*, those in brackets refer to stars not in *KeplerE*, and are taken from *Halley*. Small variations in the descriptions given by Halley are ignored; words between brackets are occasionally omitted by him.

^asee annotation for E 193 in Sect. A.4.

F 82, F 83, near $-3.8, 10.5$ and $-3.6, 9.1$ in Fig. C.7 are identified by Knobel with HIP 40091 and HIP 40326, near $-2.1, 10.4$ and $-1.6, 9.7$, respectively.

F 115, F 116, near $18.9, 3.0$ and $18.7, 1.5$ in Fig. C.7. F 115 is unidentified by Knobel, and F 116 with our counterpart for F 115.

F 117, F 118, the close pair near $20.5, -0.8$ in Fig. C.7 are identified by Knobel with the pair HIP 51561, HIP 51610 near $22.1, 1.3$.

F 119, F 120, F 121 three stars near near $22.1, -1.9$ to -4.8 in Fig. C.7 are identified by Knobel with our counterpart for F 117 near $20.8, -0.8$, and F 119, F 120, respectively, i.e. shifted by one counterpart upwards.

F 142-F 146, five stars near $0, 0$ in Fig. C.8 form a pattern with four stars in a vertical row and one star to the left. We follow Knobel in his identification which implies a shift to the south, taking further stars as identifications for four stars. The alternative would leave the top star, F 145, unidentified.

F 195-197, near $-9, 3$ in Fig. C.12, are closely matched with our counterparts, and less so by those proposed by Knobel. He identifies F 195 with HIP 69671, too faint at $V=6.3$; F 195 with HIP 70054 at $-9.6, 5.4$, more than 2° distant, and F 196 with our counterpart for F 195.

F 199, near $-7.8, 3.5$ in Fig. C.12, is closest to HIP 70915 ($V=5.5$, $d=16'.7$, but we consider the brighter HIP 70576 the more likely, albeit further counterpart).

F 203, near $-2.0, -3.5$ in Fig. C.12 is identified by Knobel with HIP 73345 ($V=6.8$, $d=55'.9$), much fainter and only marginally closer than our preferred counterpart.

F 214, near $0.9, 0.3$ in Fig. C.12, is closest to HIP 75181 ($V=5.7$, $d=33'.4$), but we slightly prefer the somewhat brighter but further HIP 75206.

F 228-231, from $-5, -6$ to $-6, -1$ in Fig. C.14. We shift these stars south by about $1'.5$, after which each is identified with the then nearest star, thereby identifying these four stars with the four brightest nearby Hipparcos stars.

F 232-233, near $-2.5, -0.5$ in Fig. C.14, are both closest to HIP 80047/80057. (These Hipparcos stars are separated by $1'.7$ and cannot be separated by the naked eye.) We identify F 232 with the Hipparcos pair, and F 233, to the south of F 232, with the star east and south of the Hipparcos pair, viz. HIP 81065.

F 236, near $9.3, 1.6$ in Fig. C.14, is identified by Knobel with HIP 92394, much fainter and somewhat further ($V=6.0$, $d=64'.5$) than our preferred counterpart.

F 249, near $-5.4, 2.5$ in Fig. C.16, is closest to HIP 82545 (μ^2 Sco, $V=3.6$, $d=7'.7$), but we take the brighter HIP 82514 (μ^1 Sco) as more plausible counterpart. The two Hipparcos stars are separated by $5'.8$ only.

F 250, F 251, near $-4.7, -1.4$ and $-4.5, -1.9$ in Fig. C.16. Knobel identifies these with the close ($7'.5$) pair HIP 82671, HIP 82729 (ζ^1 and ζ^2 Sco); we identify F 250 with the nearer, but fainter Hipparcos star.

F 258 is almost equidistant from HIP 86929 and HIP 88866. Because HIP 86929 is already identified with F 257, we identify F 258 with HIP 88866

F 257-F 275, i.e. the whole constellation Pavo (Fig. C.17), form a pattern which appears to match the Hipparcos stars best after a shift of about $1'.5$ to the north-east. This explains several differences in our identifications with those by Knobel. Our emendations to F 273 and F 274, where Knobel has no and a different identification, respectively, explain our different identifications for these stars. F 268, near $2.6, -2.4$, is close to the pair HIP 98478 - HIP 98624 (which is separated by $8'.7$), we choose the brighter of the two as counterpart.

F 304, near $4.0, -0.7$ in Fig. C.20, is the counterpart of the close ($d=30''.0$, i.e. inseparable by the naked eye) pair HIP 2484/HIP 2487 (β Tuc).

B.2. Secunda Classis and Tertia Classis

In this section, we abbreviate reference to Figures C.n in Paper I with PI-C.n.

K 1006, near $10.6, 3.6$ in Fig. PI-C.7, is closest to HIP 74596, but that star is already matched with K 142; we identify K 1006 with the next nearest star, near $12.1, 4.2$.

K 1009, near $-1.4, 3.2$ in Fig. PI-C.9 is M 13

K 1010, near $8.9, 14.9$ in Fig. PI-C.11, is closest to HIP 101243 (ω^2 Cyg, $V=5.4$, $d=67'.9$), but we choose HIP 101138 (ω^1 Cyg) as a brighter, slightly further counterpart. The angle between HIP 101138 and HIP 101243 is $20'.3$, and perhaps K 1010 – indicated nebulous in the catalogue, is the combined light of these two stars.

K 1011, near 4.8,−14.4 in Fig. PI-C.15, is nearest to HIP 19335 ($V=5.5$, $d=68.7$) but we identify it with the further but brighter HIP 19811, near 6.1,−13.3.

K 1012-K 1042: Ophiuchus and Serpens. Ophiuchus in particular has many bad and/or uncertain position in *KeplerE*. Many stars in *Secunda Classis* are repeats of stars in *KeplerE*, sometimes with rather better positions (see Table 10).

K 1036 is the supernova of 1604. For the modern position we use $\alpha(2000)=17^{\text{h}}30^{\text{m}}36^{\text{s}}$, $\delta(2000)=-21^{\circ}28'56''$.

K 1054, near 4.5,7.3 in Fig. PI-C.30, repeat entry for K 504

K 1055, near 16.6,11.7 in Fig. PI-C.45, repeat entry for K 823

K 1072, near −10.5,5.8 in Fig. PI-C.31, repeat entry for K 323

K 1084, near −6.3,2.9 in Fig. C.16, is close to the pair HIP 82514/HIP 82545 (separation 5'.8) and perhaps represents their combined light

K 1095, near 5.7,14.8 in Fig. C.16. Kepler mentions a latitude *aliter* (alternatively) for this star, 430 A, three degrees further south, which would lead to identification with HIP 87072, near 6.5,11.9.

K 1099, near −1.8,11.8 in Fig. C.24, is described *In oculo nebula duplex* (a double nebulous [star] in the eye), corresponding to the close (13'.9) pair HIP 92761/92845 = ν_1/ν_2 Sgr.

K 1104 and K 1105, near 0.7,−11.8 and 0.1,−6.9 in Fig. C.24 are identified by us with the two bright stars further East, β and α Sgr, near 2.0,−10.6 and 2.8,−6.9, respectively.

K 1147, near 11.5,17.0 in Fig. C.6, lies almost exactly between two stars of different brightness, HIP 33077 to the North and HIP 33092 to the South; we take the brighter star as the counterpart.

K 1148 repeat of K 938

K 1152, near 12.7,32.3 in Fig. C.6. We identify this star with HIP 33184, northwest of it, but perhaps HIP 33971, to the southeast, is also possible, being brighter but further ($V=5.0$, $d=135.5'$).

K 1170, near −12.1,16.7 in Fig. C.7 is surrounded by faint ($V<5.0$ stars, but we choose a brighter star near −11.2,17.4 as counterpart.

K 1171, K 1173 and K 1174, respectively near −12.4,11.2, −8.3,10.8 and −7.5,12.1 in Fig. C.7 are identical to the brightest stars from the *Hipparcos Catalogue* near each of them, even though fainter stars are closer.

K 1178, close to the much brighter K 1176, both near −3.9,9.5 in Fig. C.7 is the faint star close to the bright counterpart of K 1176, ζ Pup.

K 1230, near −2.4,2.0 in Fig. C.8 is the globular cluster ω Cen. We use the magnitude and position given by Harris (1996, version of February 2003).

K 1237-K 1243, K 1246. These southern stars in Centaurus are badly matched. Comparing their pattern with the bright stars from the *Hipparcos Catalogue* we suggest that they are located about 4° too far south and varying degrees too far west in *Secunda Classis*, and we have chosen counterparts accordingly. See also Fig. 2.

K 1244, near −2.7,−1.8 in Fig. C.8, has no obvious counterpart. Even though HIP 61932 is very close (3') to K 1232, we prefer to identify K 1244 with it and K 1232 with HIP 61622 just above it. An alternative is to emend the zodiacal sign of its longitude from \cap (7) to \mathbb{M} (8), which brings it into agreement with the position in the catalogue of Ptolemaios and leads to identification with HIP 71683 (α Cen).

K 1245, near 4.5,−11.6 in Fig. C.8, is identified with HIP 68702 (β Cen).

K 1266-K 1272, Ara (Fig. C.15). There is a general shift of the catalogue positions of this constellation to the East, leading to

many cases where the obvious and correct Hipparcos counterpart is not the nearest Hipparcos star.

K 1273-1285, Corona Australis (Fig. C.2). There appears to be a general shift in the coordinates of the stars in this constellation, leading us to accept Hipparcos counterparts at larger angles in many cases where nearer Hipparcos stars are present.

K 1296, near −1.4,−3.6 in Fig. C.27, has the same counterpart as a star from Grus in *Tertia Classis*, K 1303.

K 1300, near −9.0,−2.5 in Fig. C.27, is closest to HIP 104738, which however is already taken by K 1298, hence we suggest a faint star to the North as counterpart, HIP 104752 near −8.3,−0.7.

K 1302, near −7.5,3.5 in Fig. C.27, is tentatively identified not with the nearest star to the west, but with the brighter one beyond it, near −9.6,4.0.

K 1408 in Fig. C.5 is the Large Magellanic Cloud

K 1433, near 2.4,−3.1 in Fig. C.4 is the Small Magellanic Cloud

B.3. Halley

E 1, near −10.4,10.1 in Fig. D.1, is the combined light of the close (15'') pair HIP 78820/HIP 78821 (β^1 Sco/ β^2 Sco).

E 20, near 3.1,−9.8 in Fig. D.1 is near the open cluster NGC 6231, which is probably why Halley calls it nebulous.

E 21, near 3.3,−10.3 in Fig. D.1 is closer to HIP 82671 ($V=4.7$, $d=4.0'$) than to the brighter counterpart we prefer.

E 29, near 14.6,−2.6 in Fig. D.1. The Hipparcos object that we identify this with is a member of the open cluster M 7.

E 146, near −1.1,2.7 in Fig. D.8, is η Car. This highly variable star is not in the *Hipparcos* catalogue; it is HR 4210. Halley's catalogue is the first known reference to this star.

E 180, near −4.3,0.3 in Fig. D.10, is the globular cluster ω Centauri.

E 212-E 217. Halley notes that these last five stars of Lupus, in the upper left corner of Fig. D.11, were observed while sailing (*inter navigandum*), and thus less accurate but sufficiently accurate for use on a globe. The Figure shows that these positions are indeed less accurate than the others.

E 282, near 1.1,−2.7 in Fig. D.18, corresponds to the close (1.7') pair HIP 80047/HIP 80057 (δ^1/δ^2 Aps)

E 311, near 1.1,−7.4 in Fig. D.21, corresponds to the combined light of the close (13'') pair HIP 34473/HIP 34481.

E 314, near 1.3,−1.6 in Fig. D.21, corresponds to the combined light of the close (1.7') pair HIP 40817/HIP 40834.

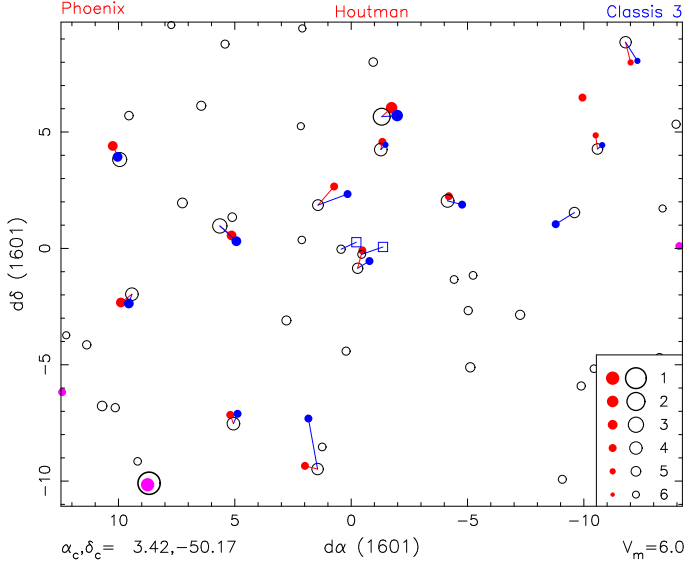


Fig. C.1. Phoenix

Appendix C: Constellations in *Houtman* and *Classis*

To illustrate and clarify our identifications we provide figures for each constellation, starting with the constellations in *Houtman*. To minimize deformation we rotate the approximate center of the constellation to point Υ , as explained in Appendix C of Paper I, but now for equatorial rather than ecliptic coordinates. The values used for this center α_c, δ_c are indicated with each Figure, as is the magnitude limit to which we also show all Hipparcos stars V_m (usually $V_m = 6.0$). The magnitudes of both catalogue and Hipparcos stars are indicated with symbol size.

In illustrating the entries from *Secunda Classis* and *Tertia Classis* we wish to facilitate comparison with the catalogues *KeplerE* on one hand, and *Houtman* on the other hand. When *Secunda Classis* only adds a small number of stars to a constellation in *KeplerE*, we have shown these added stars in yellow in the figures for *KeplerE* in Paper I, as indicated in Table 2. When the constellation in *Secunda Classis* shows a large overlap with a constellation in *Houtman*, and for all constellations in *Tertia Classis*, we show the stars from *Secunda Classis* or *Tertia Classis* in the figure for the corresponding constellation in *Houtman*, as indicated in Tables 2 and 3. To do so we convert the ecliptic positions as given in *Secunda Classis* and *Tertia Classis* to equatorial positions, using the modern value for the obliquity in 1601, $\epsilon = 23^\circ 49' 1''$. (Kepler and Brahe used $\epsilon = 23^\circ 52' 5''$.) Constellations in *Secunda Classis* which show little or no overlap with *Houtman* are shown together with stars from *KeplerE*, in rotated ecliptic coordinates.

In these figures the stars plotted from the first catalogue are shown in red when member of the illustrated constellation, and purple when not a member. Stars from a second catalogue in the same figure and member of the constellation are shown in blue, and other stars in light-blue.

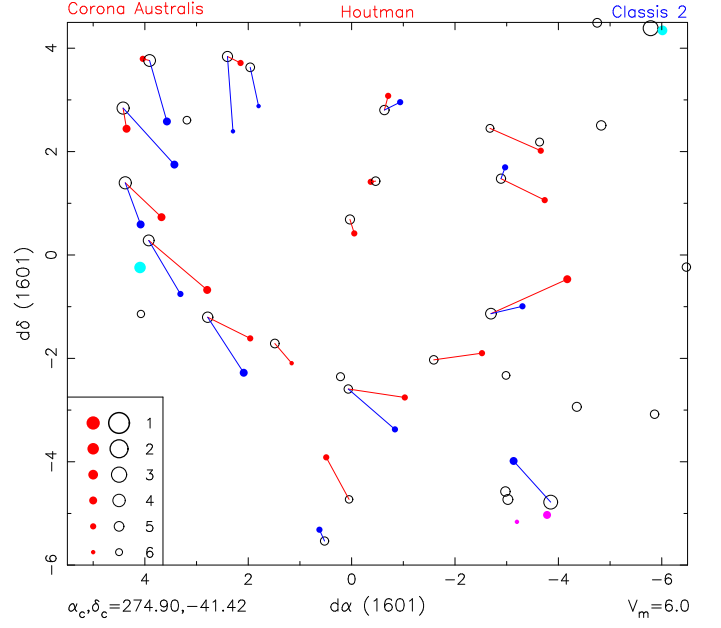


Fig. C.2. Corona Australis

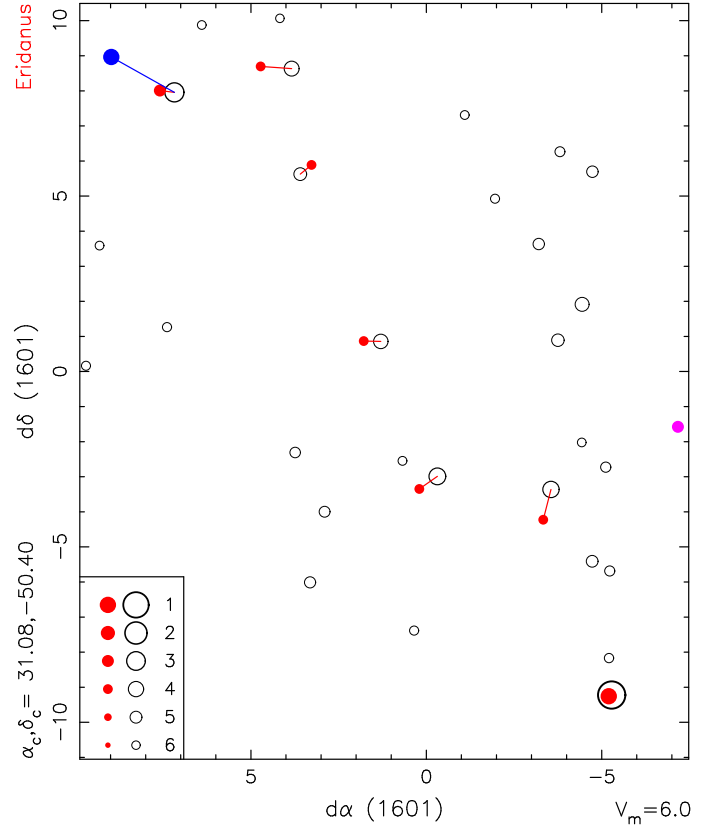


Fig. C.3. Eridanus in *Houtman*. K 1146, the only star in *Classis* in common with *Houtman*, is indicated in blue. See Fig. C.25, where it is at $-10.6, -16.0$.

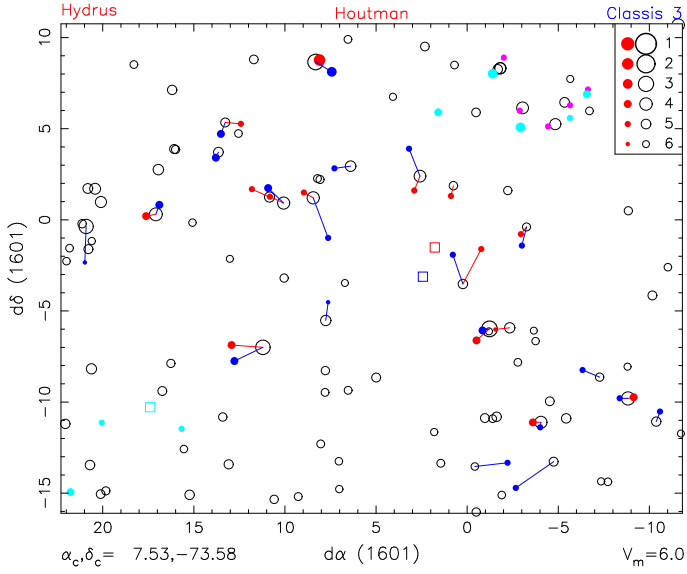


Fig. C.4. Hydrus, with the Small Magellanic Cloud. The nebulous object near 1, -3 is the Small Magellanic Cloud, present both in *Houtman* and *Tertia Classis*.

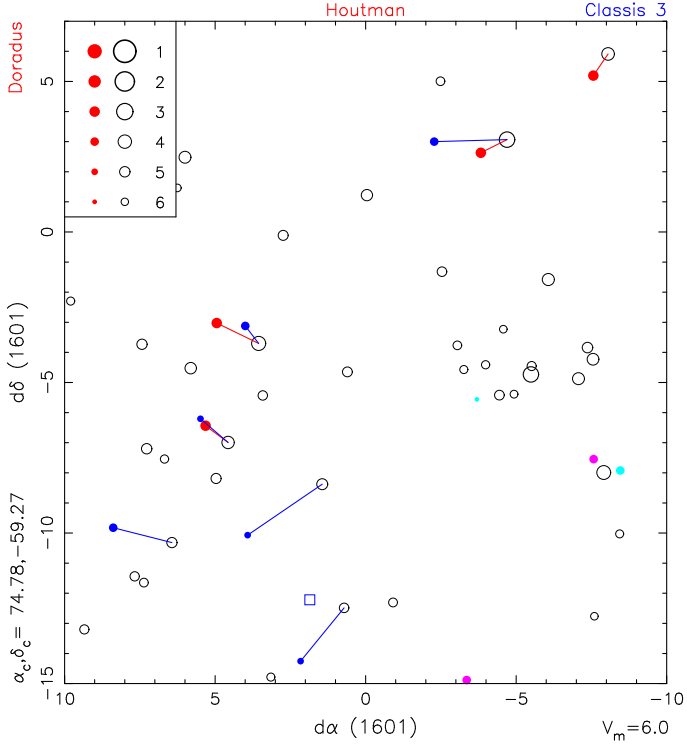


Fig. C.5. Doradus. The nebulous object near 2, -12.5 is the Large Magellanic Cloud, present in *Tertia Classis*, but not in *Houtman*.

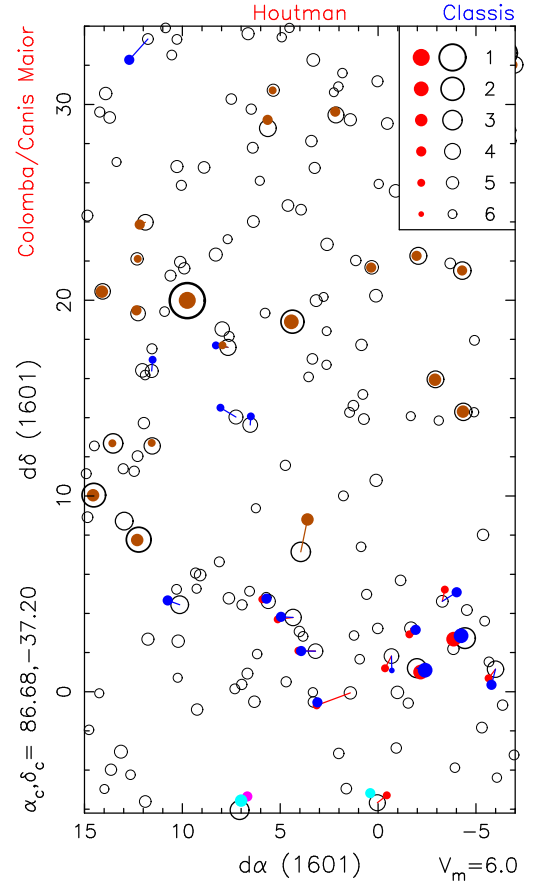


Fig. C.6. Colomba in *Houtman* is part of Canis Major in *Secunda Classis*. Stars in *KeplerE* are indicated in brown.

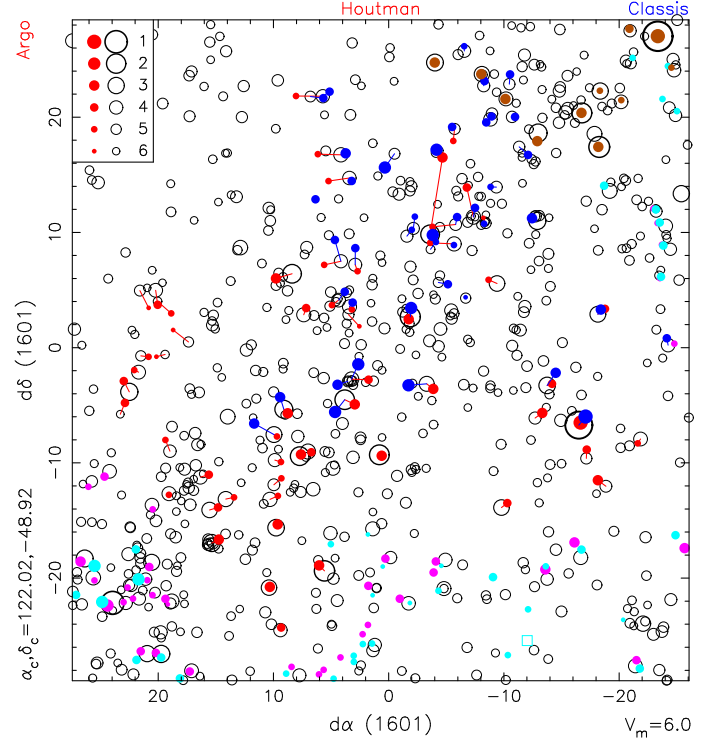


Fig. C.7. Argo. The crowded region near -6, 10 is hard to interpret. We have chosen to identify the brightest stars in *Houtman* with the brightest stars in that area, even if this leads to large positional shifts. Stars in *KeplerE* are indicated in brown.

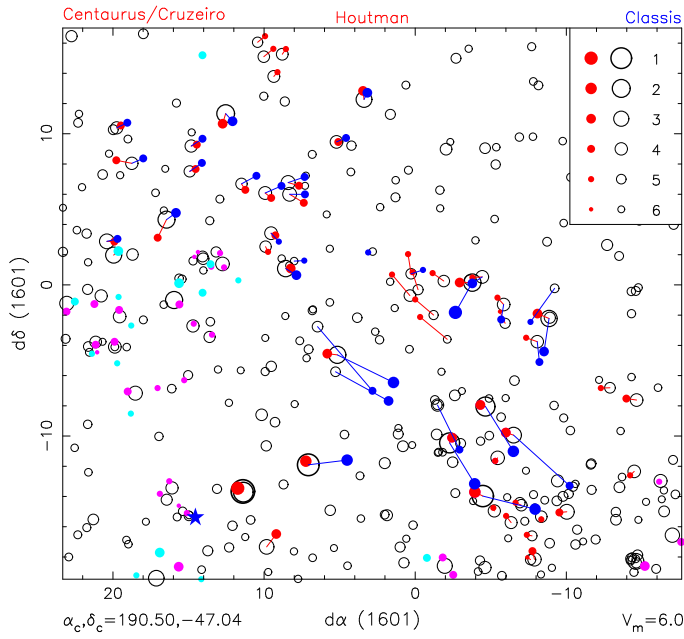


Fig. C.8. Centaurus and Crux. The bright star K 1244, near $-2.7, -1.8$ is tentatively identified by us with HIP 61932 (γ Cen); an alternative position is indicated with a blue star, and leads to identification with HIP 71683 (α Cen).

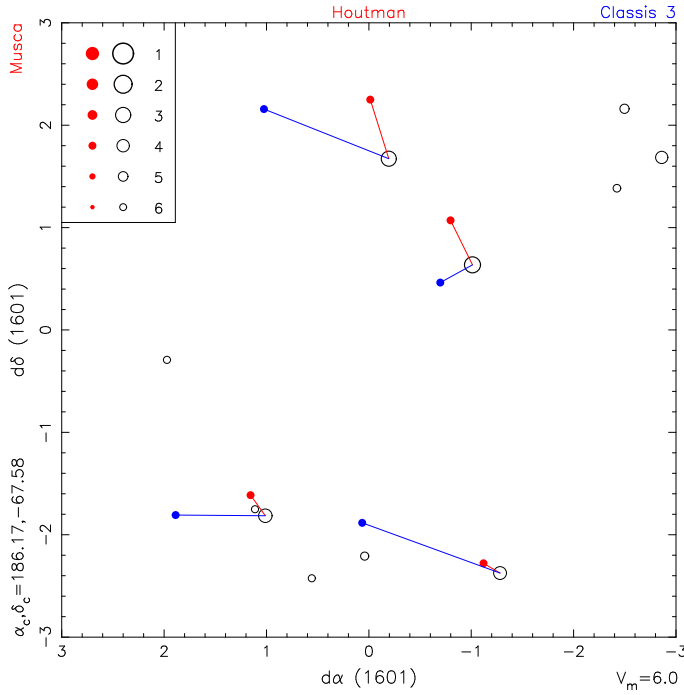


Fig. C.9. Musca

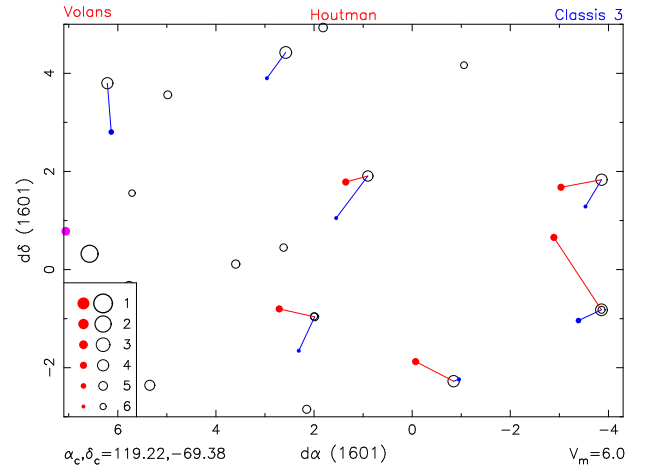


Fig. C.10. Volans

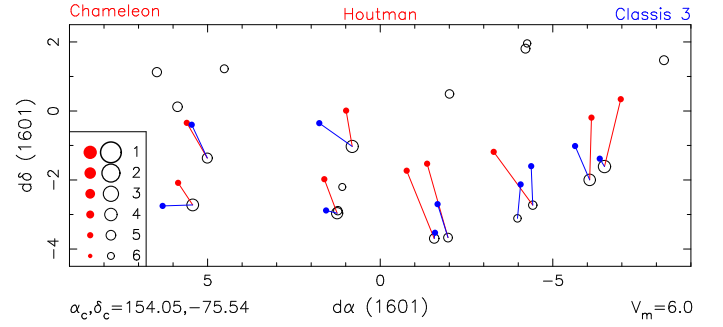


Fig. C.11. Chamaeleon

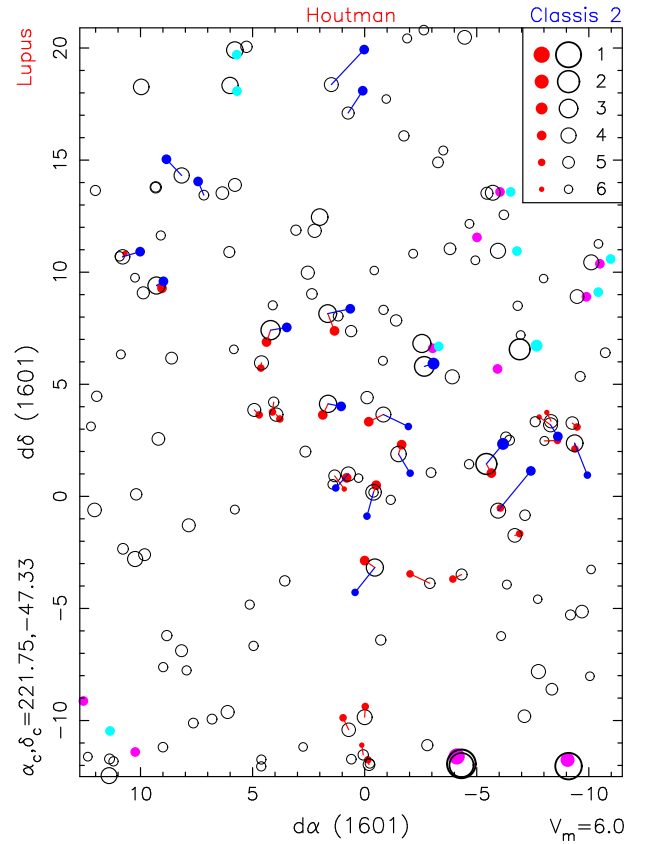


Fig. C.12. Lupus

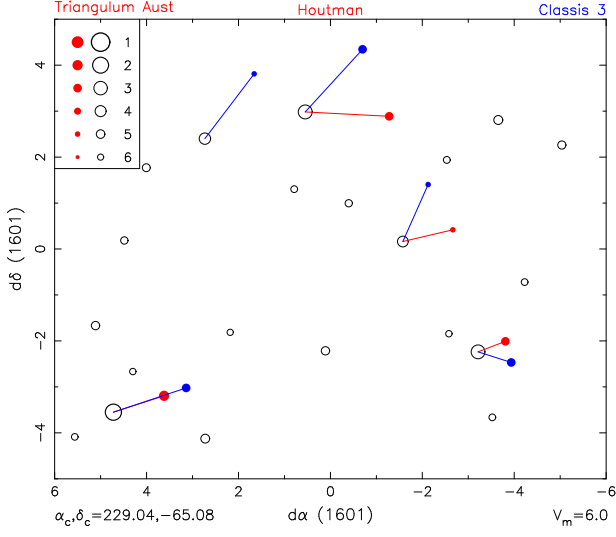


Fig. C.13. Triangulum Australe

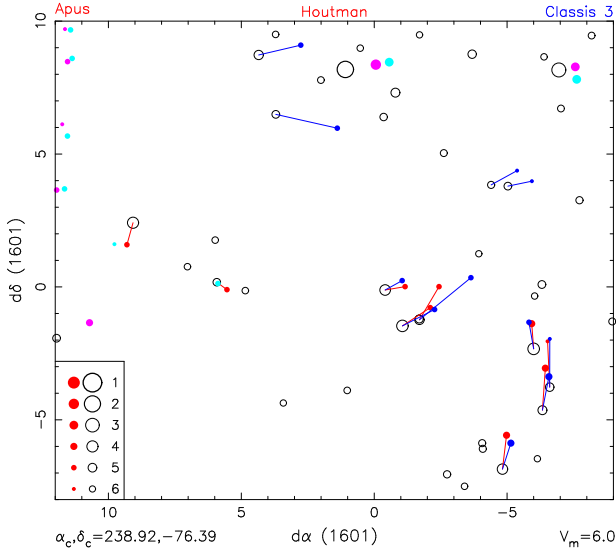


Fig. C.14. Apus

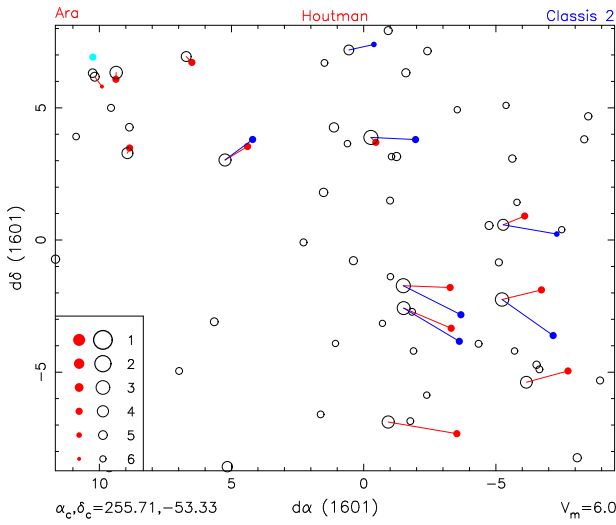


Fig. C.15. Ara

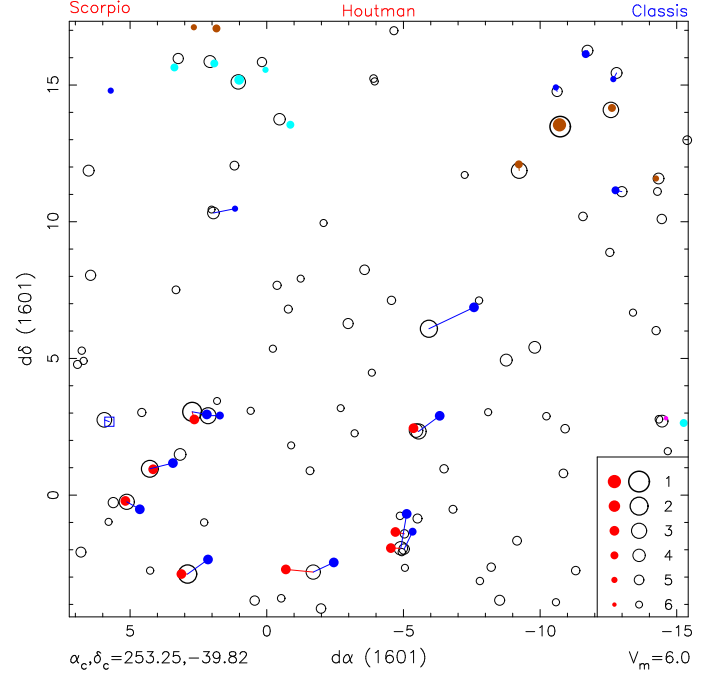


Fig. C.16. Scorpio. Stars in *KeplerE* are indicated in brown.

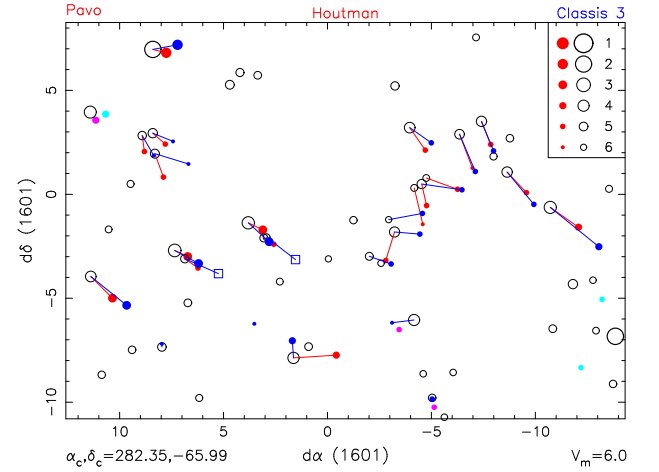


Fig. C.17. Pavo

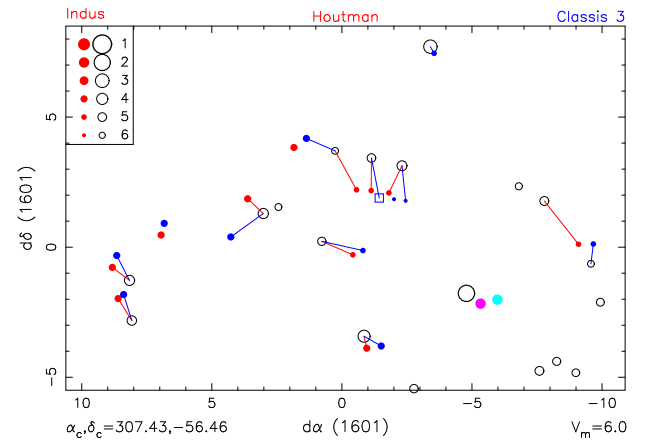


Fig. C.18. Indus. See also Fig. 1.

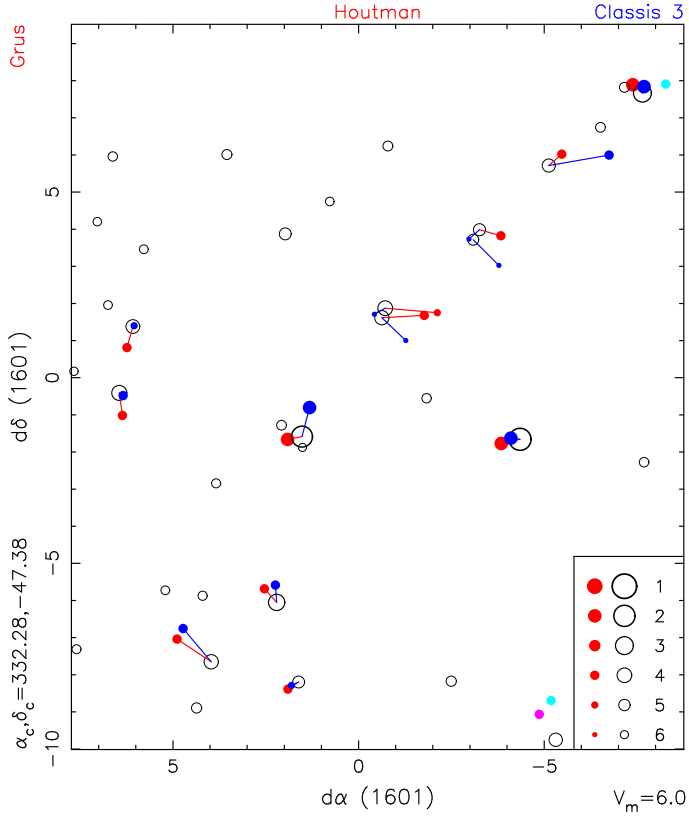


Fig. C.19. Grus

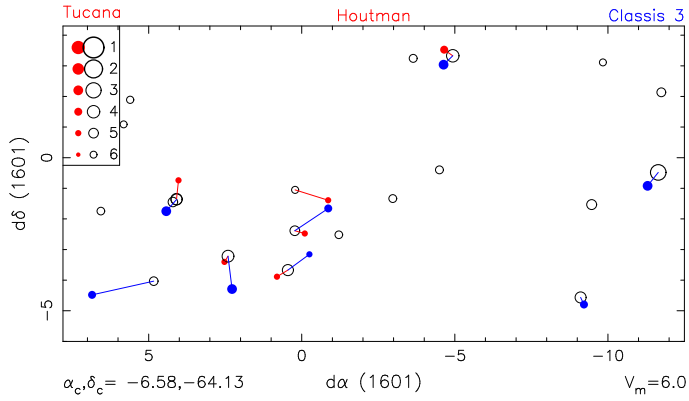


Fig. C.20. Tucana

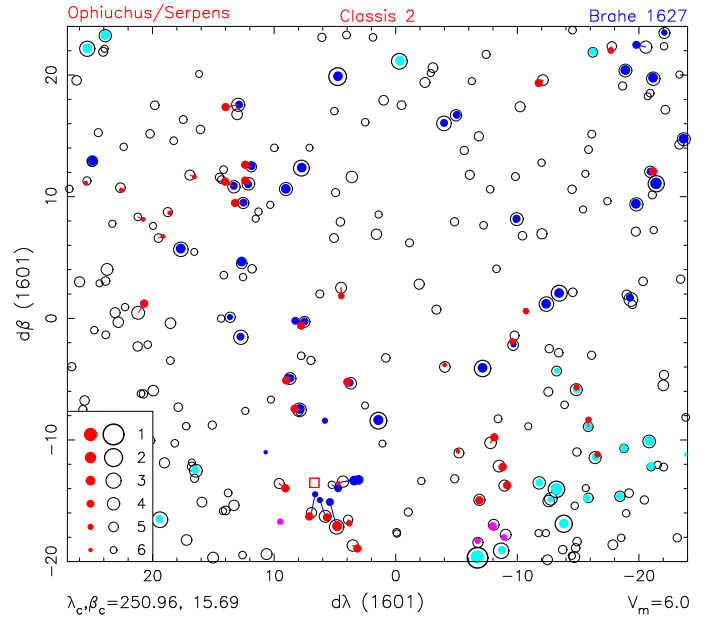


Fig. C.21. Ophiuchus and Serpens, in *Secunda Classis* and *KeplerE*. K 1036 = SN 1604 is indicated with a red square, near $6.7, -13.5$. Note that for the stars near this ‘new star’ the positions in *Secunda Classis* are much better than those in *KeplerE*.

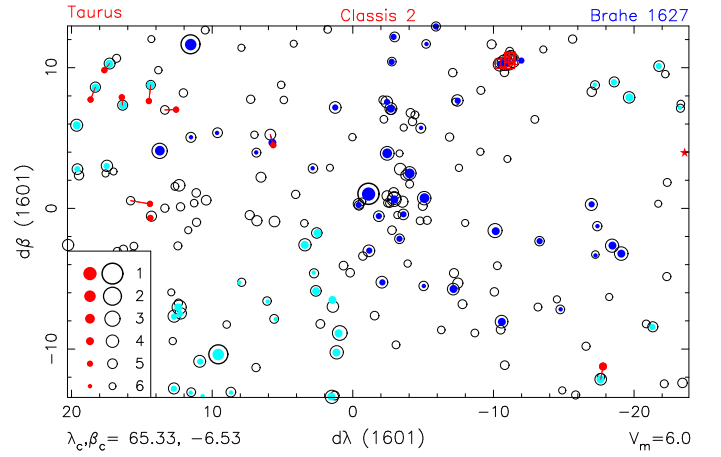


Fig. C.22. Taurus, in *Secunda Classis* and in *KeplerE*. The red star at the right gives the position of K 1064 before emendation. For Pleiades, see Fig. C.23.

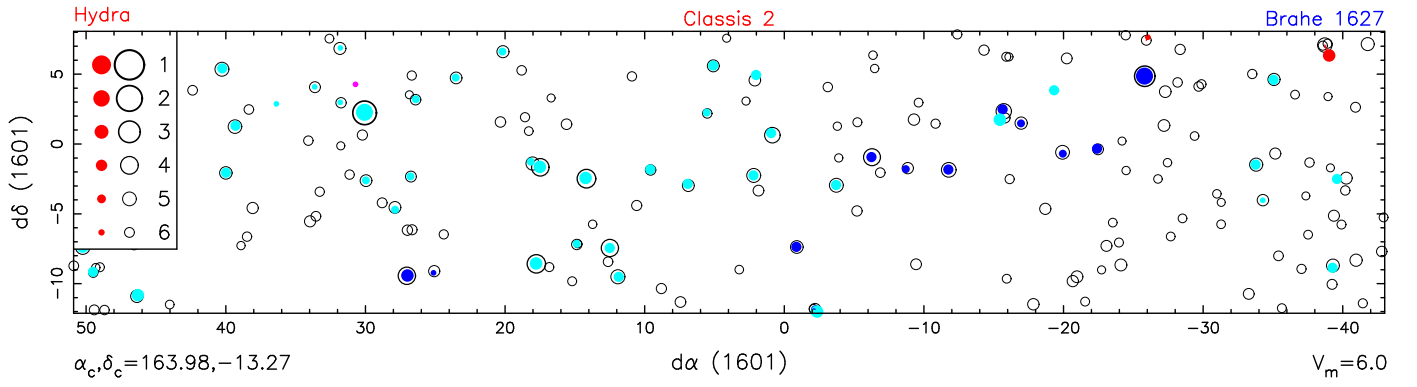


Fig. C.26. Hydra.

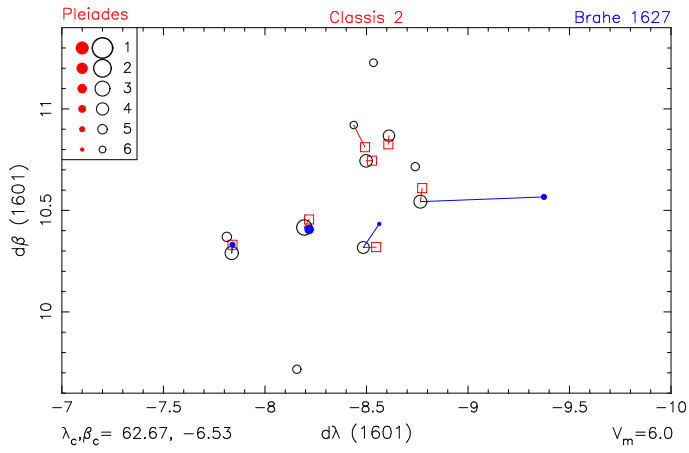


Fig. C.23. Pleiades. Stars from the Pleiades in *Secunda Classis* are plotted as squares since *Secunda Classis* does not give magnitudes for these stars.

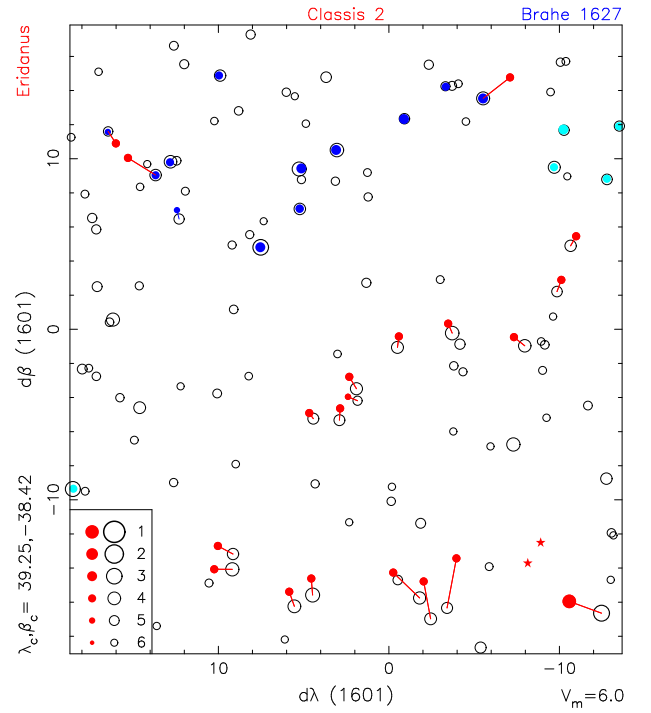


Fig. C.25. Eridanus. The two red stars right below give the positions of K 1139 and K 1140 before emendation.

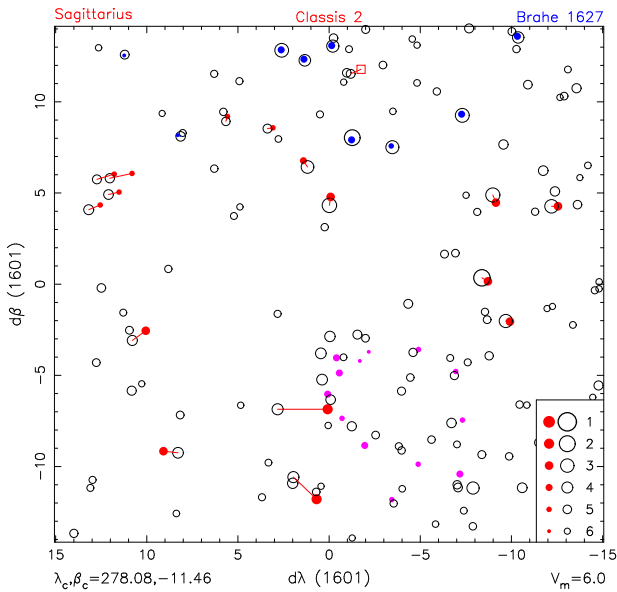


Fig. C.24. Sagittarius.

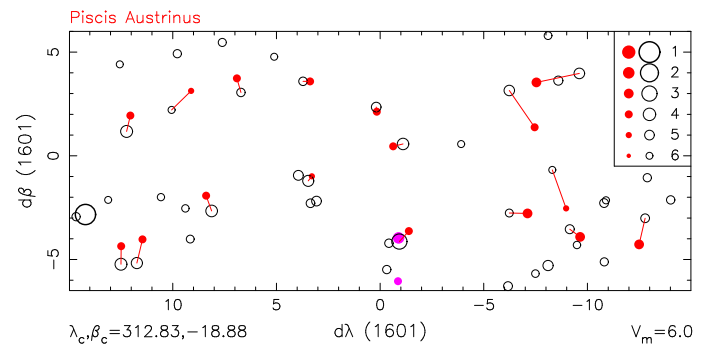


Fig. C.27. Piscis Austrinus.

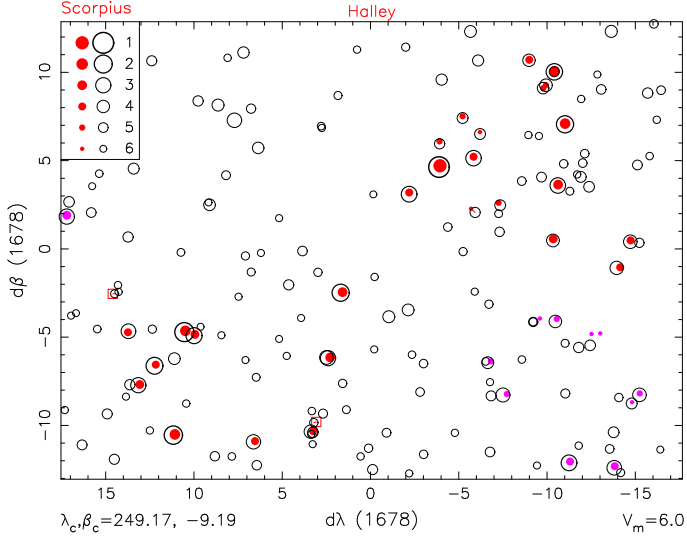


Fig. D.1. Scorpion.

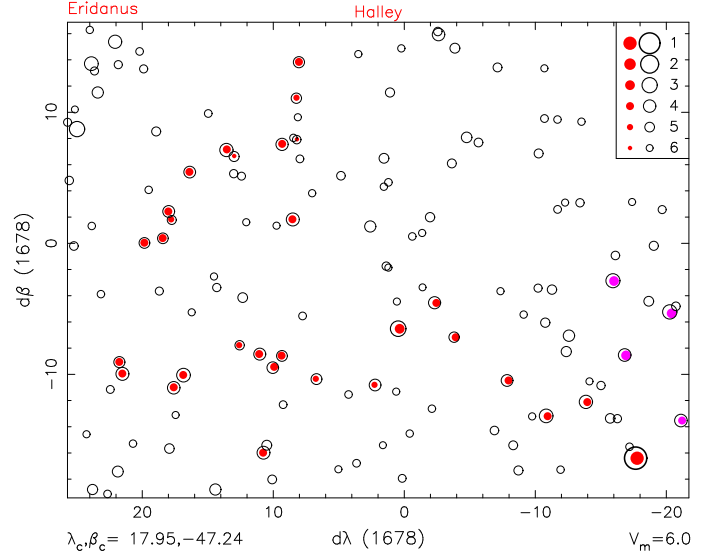


Fig. D.3. Eridanus.

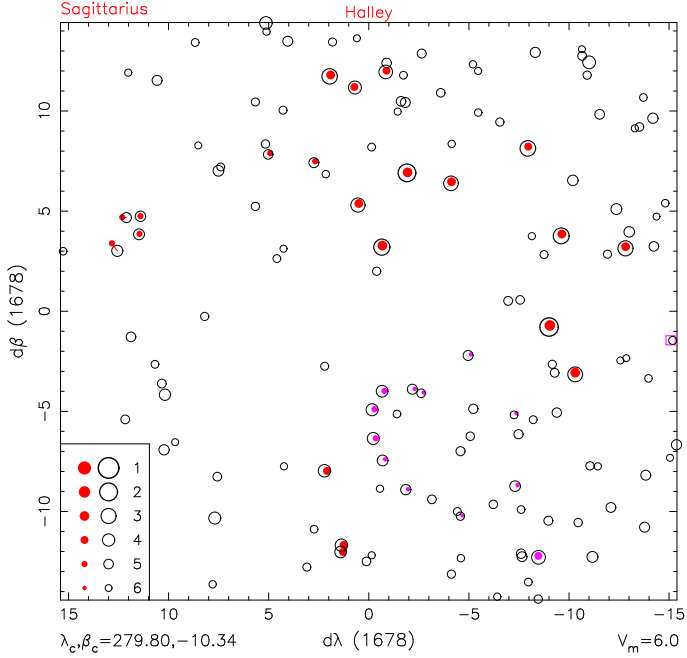


Fig. D.2. Sagittarius.

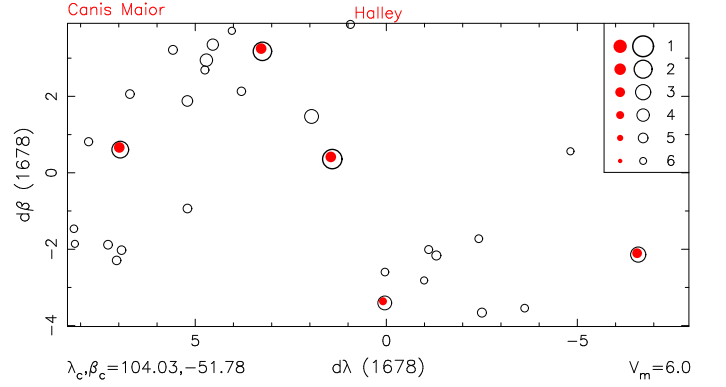


Fig. D.4. Canis Major in *Halley*.

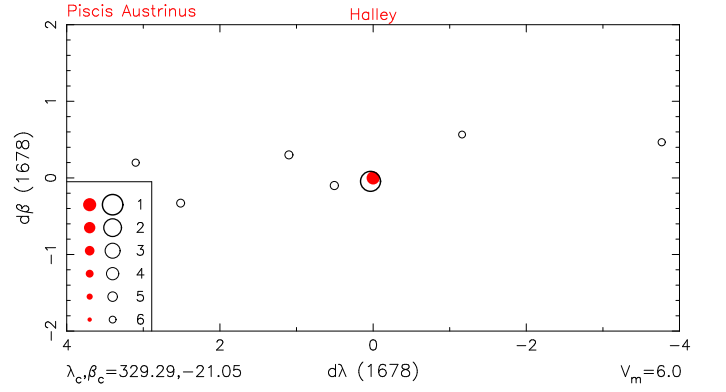


Fig. D.5. Piscis Austrinus.

Appendix D: Constellations in *Halley*

The Figures illustrating the identifications by Halley are shown in the rotated ecliptic system.

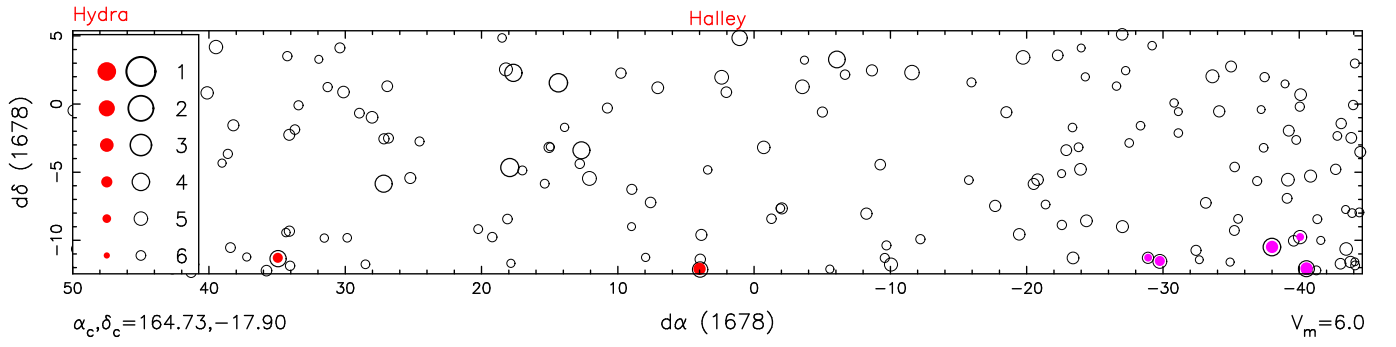


Fig. D.9. Hydra.

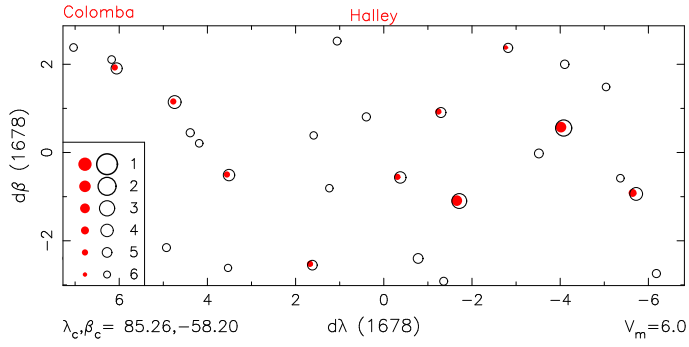


Fig. D.6. Colomba (the dove of Noah).

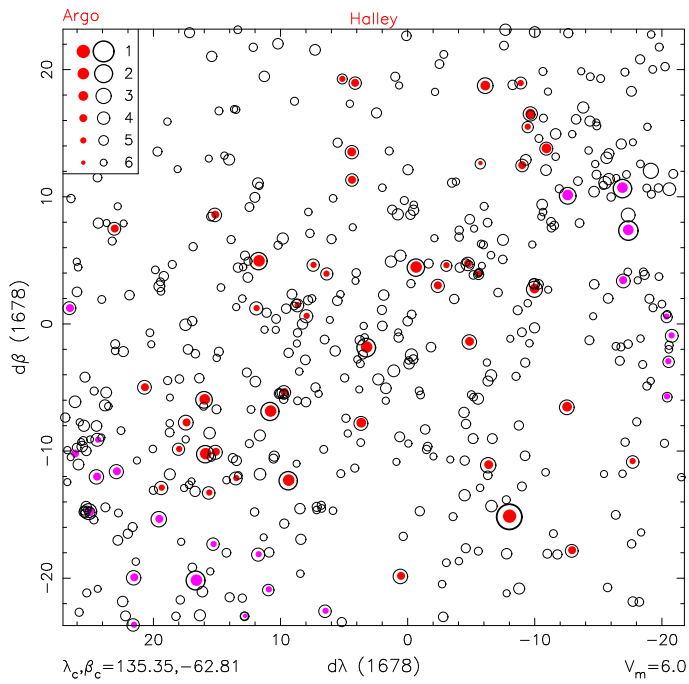


Fig. D.7. Argo Navis (the ship Argo).

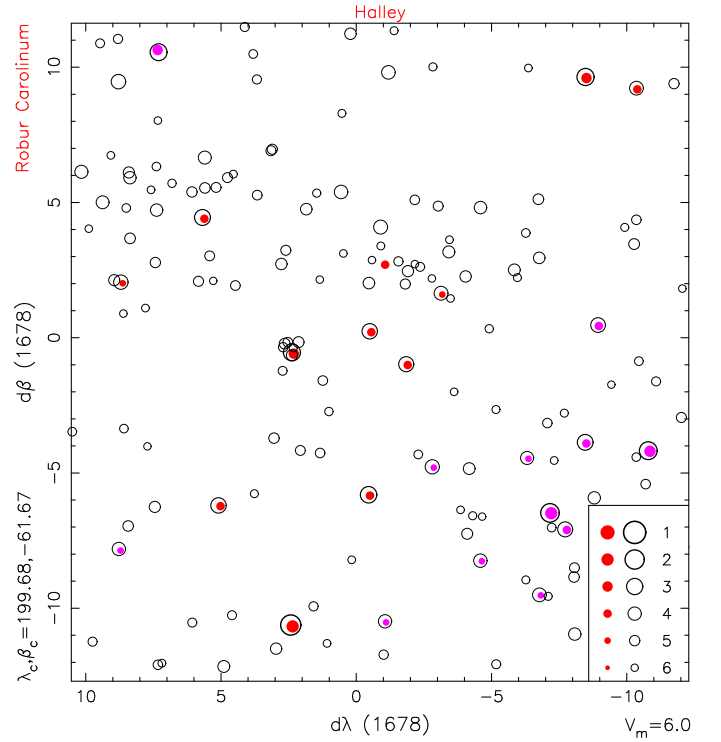


Fig. D.8. Robur Carolinum (the oak of Charles). The star near $-1.1, 2.7$, not matched in the *Hipparcos Catalogue*, is η Car.

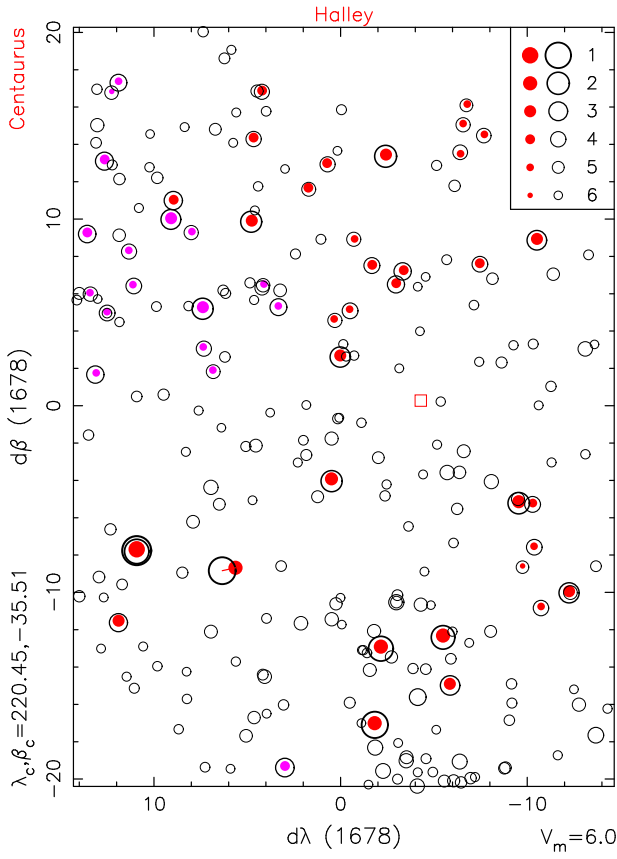


Fig. D.10. Centaurus. The nebulous object is the globular cluster ω Centauri.

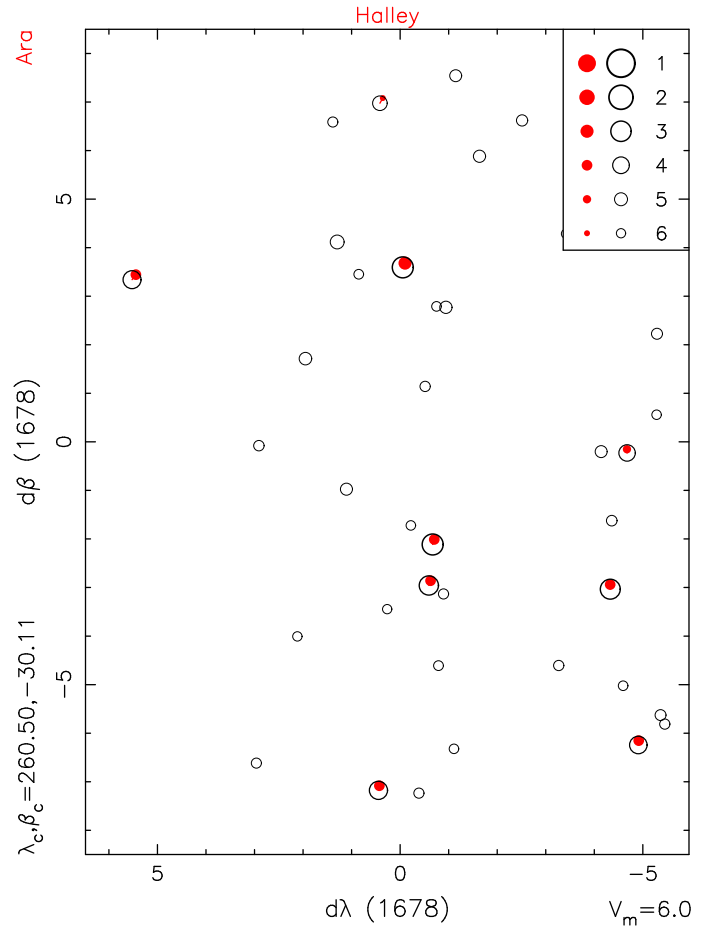


Fig. D.12. Ara, Thuriulum.

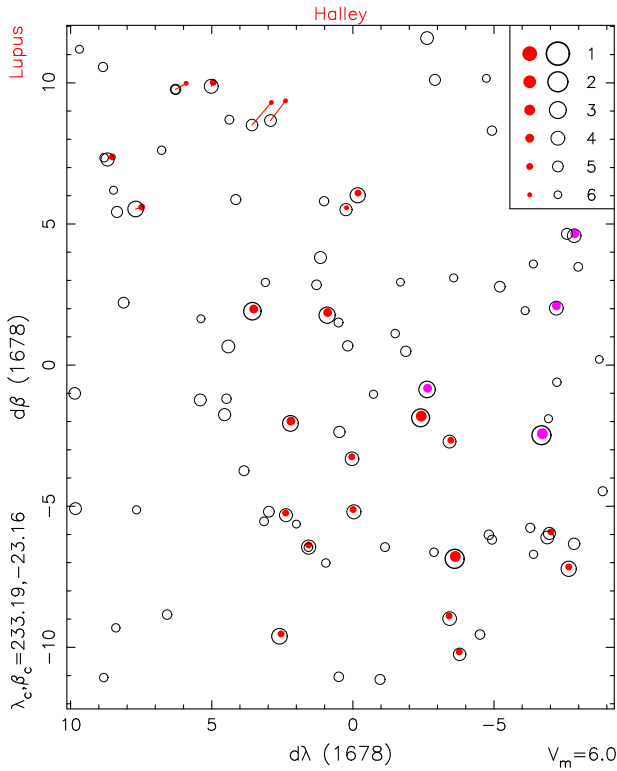


Fig. D.11. Lupus.

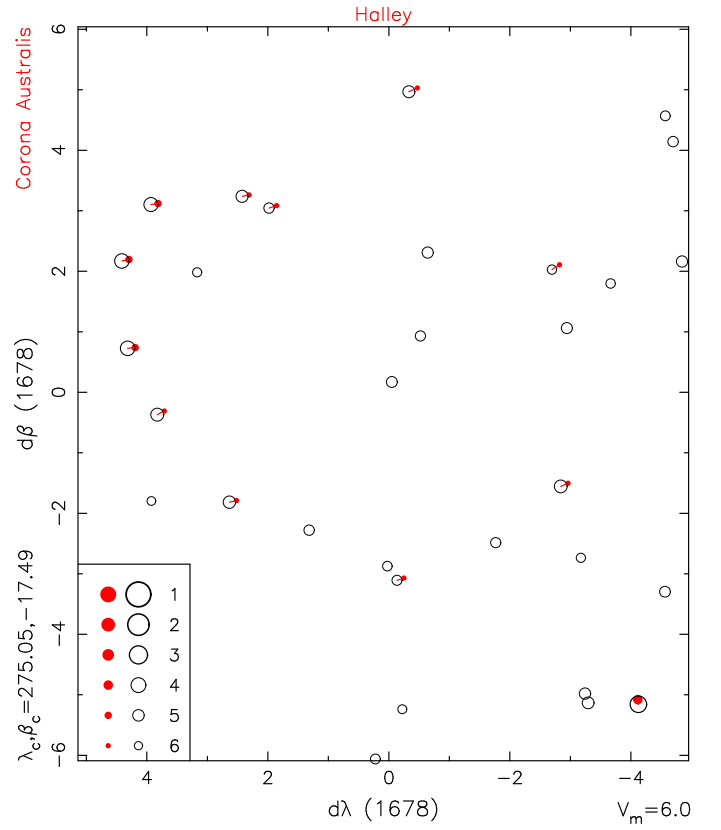


Fig. D.13. Corona Australis.

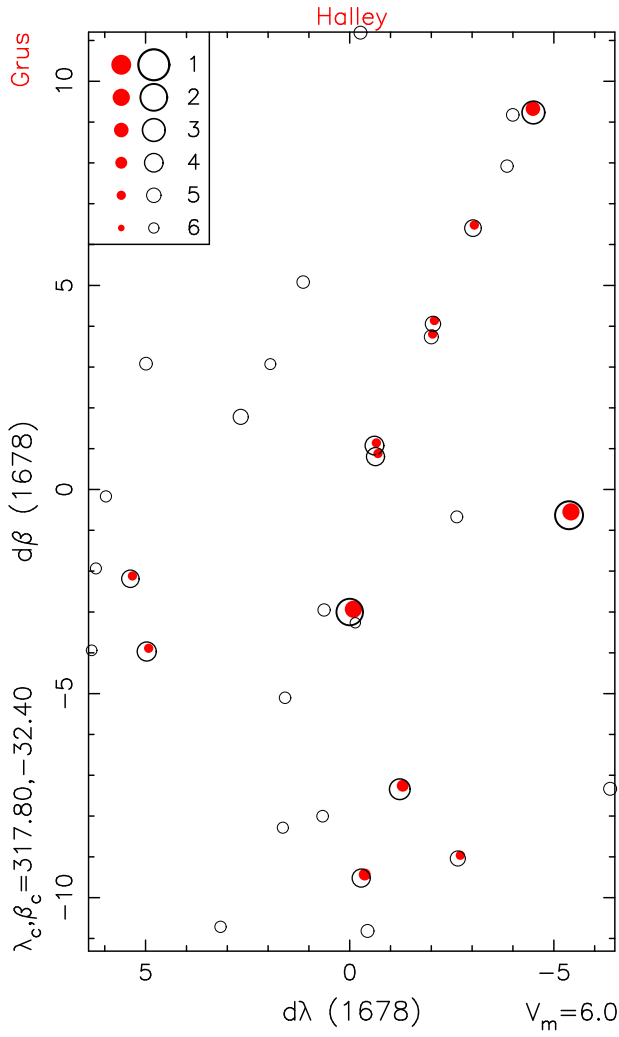


Fig. D.14. Grus.

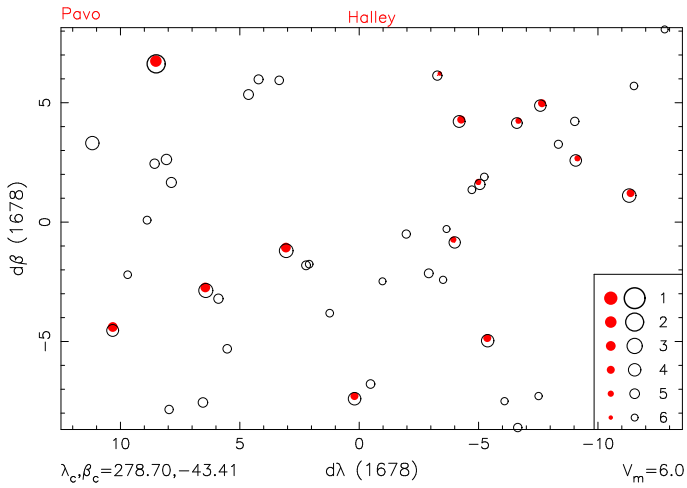


Fig. D.15. Pavo

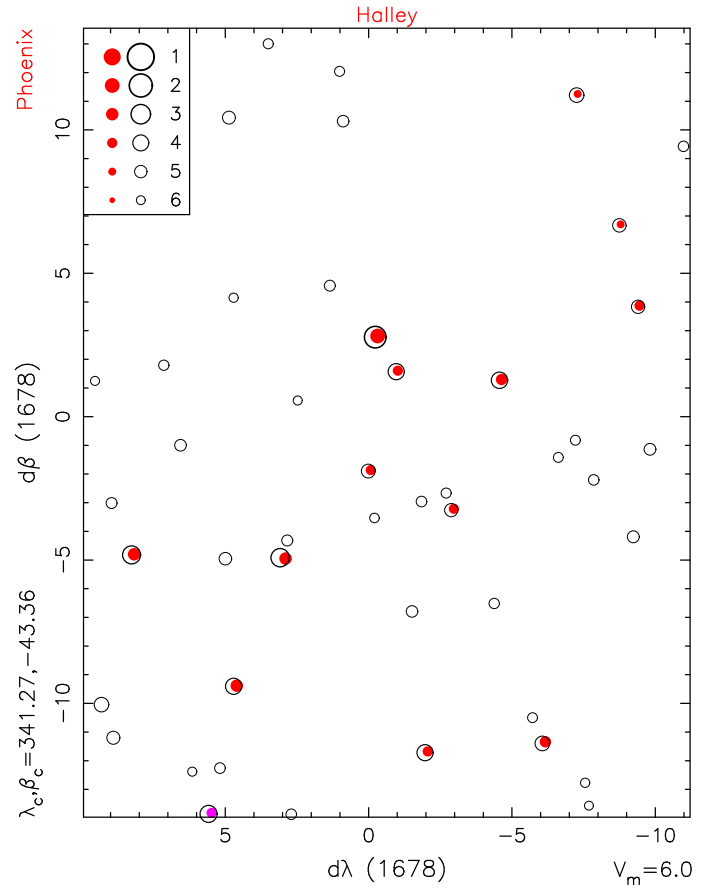


Fig. D.16. Phoenix.

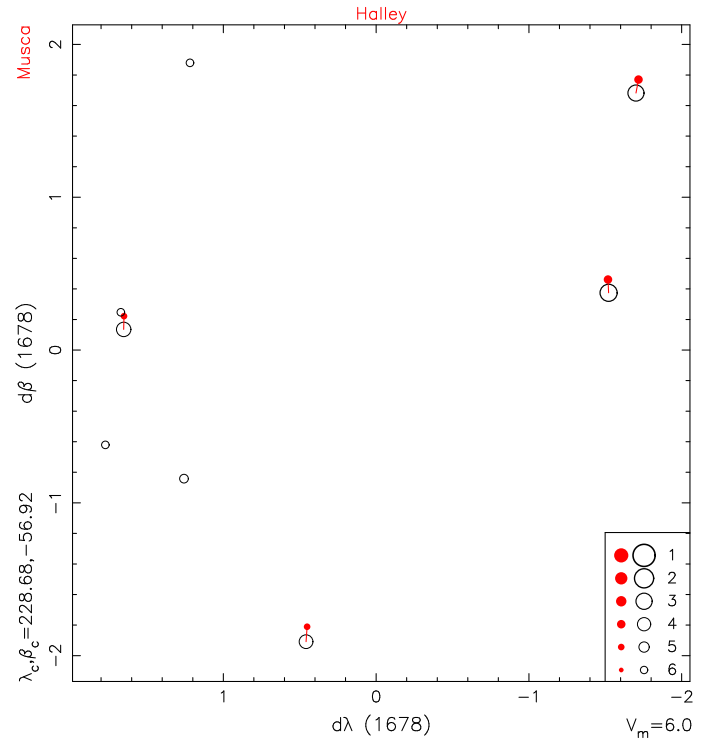


Fig. D.17. Musca Apis (fly, bee).

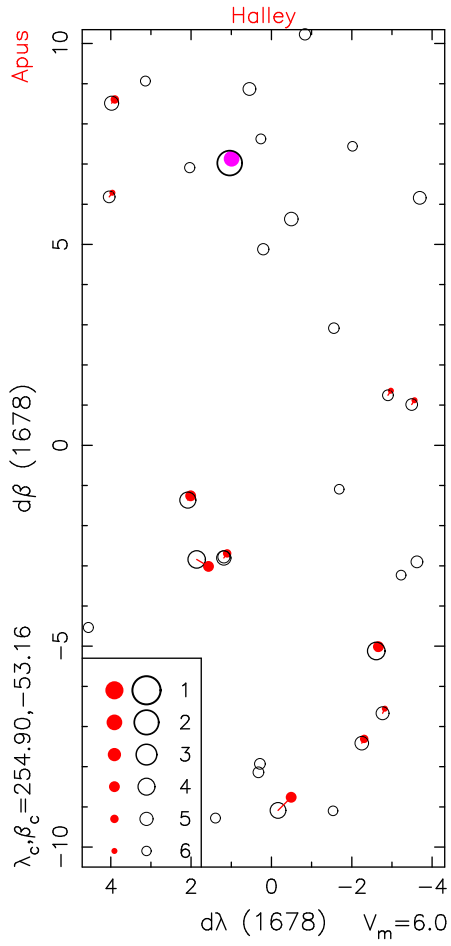


Fig. D.18. Apus Avis, Indica (Indian bird of paradise).

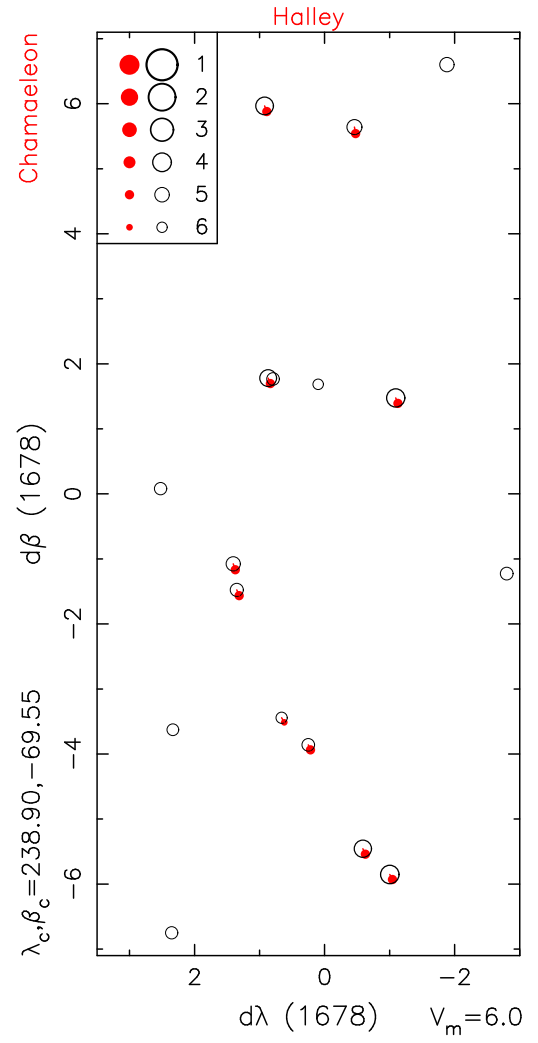


Fig. D.19. Chamaeleon.

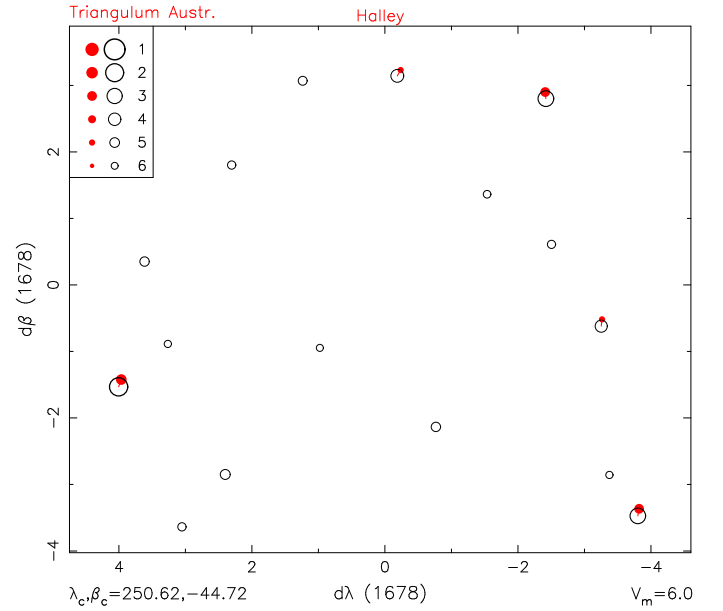


Fig. D.20. Triangulum Australe.

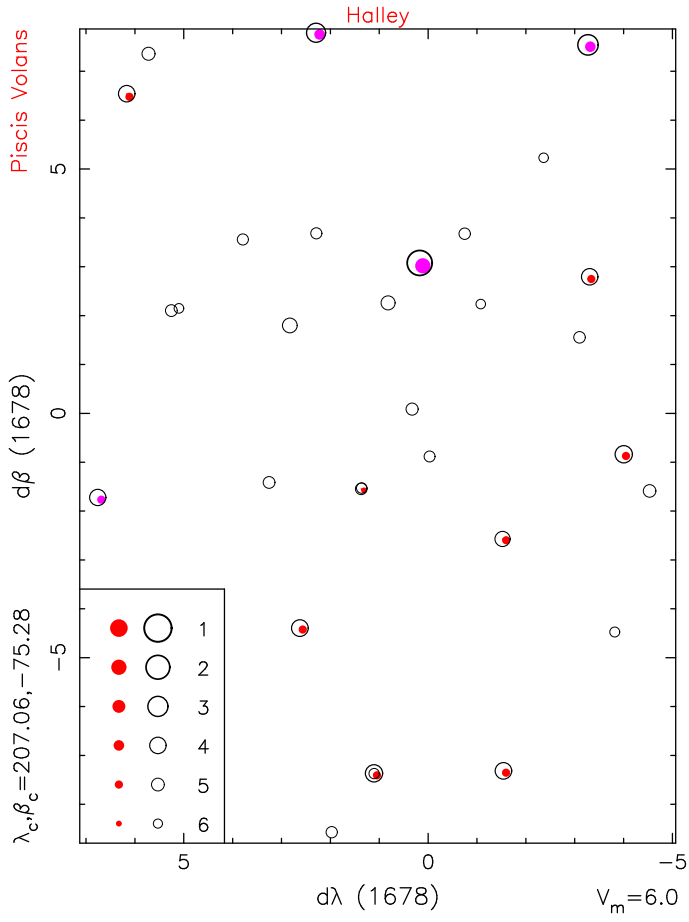


Fig. D.21. Piscis Volans (flying fish).

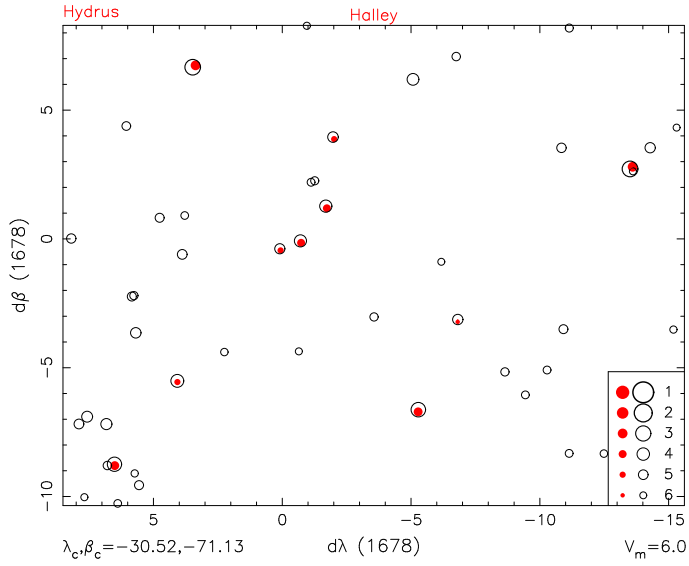


Fig. D.22. Hydrus.

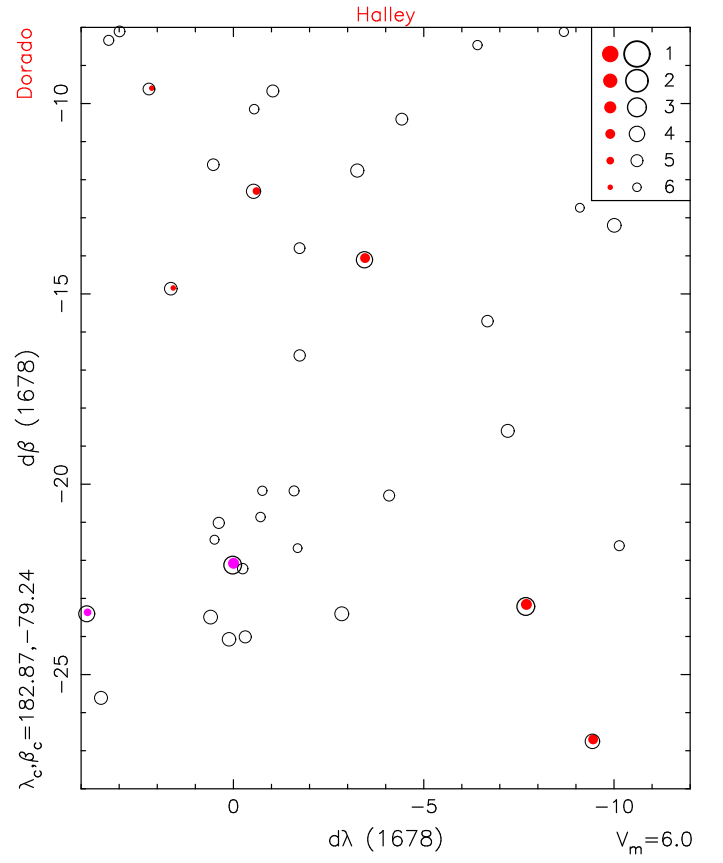


Fig. D.23. Dorado, Xiphias.

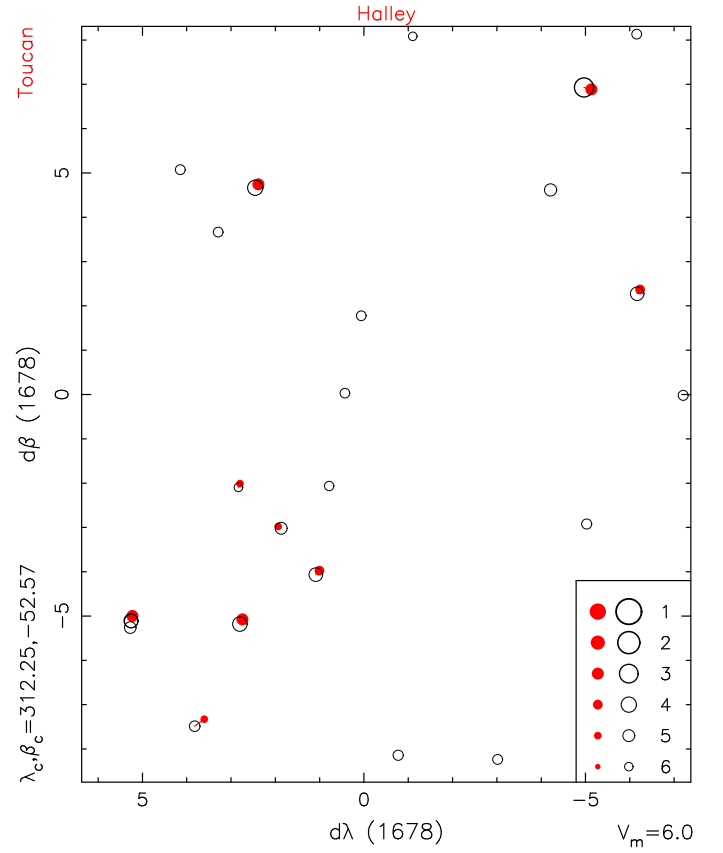


Fig. D.24. Tucana, Anser Americanus (American goose).