

Nonequilibrium Keldysh Formalism for Interacting Leads – Application to Quantum Dot Transport Driven by Spin Bias

Yuan Li^{1,2}, M. B. A. Jalil^{1,3}, and Seng Ghee Tan³

¹*Department of Electronic and Computer Engineering,
Information Storage Materials Laboratory, National University of Singapore,
1 Engineering Drive 3, Singapore 117576, Singapore*

²*Department of Physics, Hangzhou Dianzi University, Hangzhou 310018, P. R. China and*

³*Data Storage Institute, DSI Building, 5 Engineering Drive 1 (Off Kent Ridge Crescent),
National University of Singapore, Singapore 117608, Singapore*
(Dated: April 18, 2019)

The conductance through a mesoscopic system of interacting electrons coupled to two adjacent leads is conventionally derived via the Keldysh nonequilibrium Green's function technique, in the limit of noninteracting leads [see Y. Meir *et al.*, Phys. Rev. Lett. **68**, 2512 (1991)]. We extend the standard formalism to cater for a quantum dot system with Coulombic interactions between the quantum dot and the leads. The general current expression is obtained by considering the equation of motion of the time-ordered Green's function of the system. The nonequilibrium effects of the interacting leads are then incorporated by determining the contour-ordered Green's function over the Keldysh loop and applying Langreth's theorem. The lead-dot interactions significantly increase the height of the Kondo peaks in the density of states of the quantum dot. In the presence of spin bias equal to the Zeeman splitting of the energy level in the quantum dot, there also occur two peaks in the differential conductance. The lead-dot Coulombic interactions have the effect of renormalizing the energy levels of the quantum dot, thus modifying the amplitude of the differential conductance, but leaving the position of the conductance peaks unchanged.

PACS numbers: 72.15.Qm, 72.25.-b, 73.21.La, 71.10.Ca

I. INTRODUCTION

With the advancement in nanotechnology, a small number of interacting electrons can be confined in a quantum dot, to mimic the behavior of impurity atoms in a metal [1], thus enabling the study of many-body correlations between electrons. One such many-body phenomenon is the Kondo effect, the discovery of which in quantum dot systems [2–4], has generated tremendous theoretical [5–11] and experimental [12–14] interest. Early works on the Kondo effect had largely focussed on the effect of charge bias which applied to the two leads. More recently, attention has shifted to the role of the spin accumulation in the leads on the Kondo effect [15–21]. Spin accumulation is the nonequilibrium split in the chemical potentials of spin-up and spin-down electrons. Accordingly, a spin bias can be realized experimentally, for instance, by controlling the spin accumulation at the biased contacts between ferromagnetic and nonmagnetic leads, and can in turn, generate a pure spin current without any accompanying charge current [22–24]. Recent experimental progress has opened new possibilities for the study of spin-bias-induced transport in strongly correlated systems [25–27]. However the effect of the spin bias on the Kondo effect remains largely unexplored. More importantly, the Kondo effect in the presence of Coulombic interactions between the quantum dot and two adjacent leads has not been studied.

Such lead-dot interactions warrant an investigation owing to the increasing influence of the leads with the reduction in the lead-dot separation. The nonequilibrium

(bias-driven) transport through a interacting mesoscopic system is usually modeled by the Keldysh nonequilibrium Green's function (NEGF) method. The standard Keldysh NEGF method for a central quantum dot system coupled to two biased leads, was first developed by Meir *et al.* [28], and widely applied thereafter [29–33]. However, this standard treatment is confined to the case of noninteracting leads, thus precluding Coulombic interactions between the leads and the quantum dot. In this paper, we derive the general analytical expression for the current in a quantum dot system with interacting leads. The Coulombic lead-dot interactions are then incorporated by determining the contour-ordered Green's function over the Keldysh loop and applying Langreth's theorem. Based on the current formula, and the retarded Green's function of the quantum dot system, we study the low-temperature spin transport and the Kondo physics induced by a spin bias, in the presence of Coulombic interactions between the quantum dot and two leads. It is found that there exist two sharp peaks in the density of states in the Kondo regime. The peaks in the differential conductance coincides with the situation in which spin bias becomes equal to the Zeeman splitting of the quantum dot energy level. The lead-dot Coulombic interactions have the effect of renormalizing the energy levels of the quantum dot. This has the effect of modifying the amplitude of the differential conductance, but leaves the position of the conductance peaks unchanged.

The organization of the rest of the paper is as follows. In Sec. II, the Hamiltonian of the system is introduced, and the current formula and corresponding Green's functions are derived. In Sec. III, we present the results of

our numerical calculation of the density of states and the differential conductance, when considering the effect of the Coulombic interaction between the quantum dot and two leads. Finally, a brief summary is given in Sec. IV.

II. MODEL AND FORMULATION

The Hamiltonian of the quantum dot system can be written as $H = H_c + H_{cen} + H_T + H_{ld}$. The first term is the Hamiltonian of the contacts

$$H_c = \sum_{k\sigma\alpha \in L,R} \varepsilon_{\alpha k\sigma} c_{\alpha k\sigma}^\dagger c_{\alpha k\sigma}, \quad (1)$$

while the Hamiltonian of the central region is described by:

$$H_{cen} = \sum_{\sigma} \varepsilon_{\sigma} d_{\sigma}^\dagger d_{\sigma} + U d_{\uparrow}^\dagger d_{\uparrow} d_{\downarrow}^\dagger d_{\downarrow}, \quad (2)$$

where $c_{\alpha k\sigma}^\dagger$ ($c_{\alpha k\sigma}$) and d_{σ}^\dagger (d_{σ}) are the creation (annihilation) operators of an electron with spin σ ($=\uparrow, \downarrow$) in the lead α ($=L, R$) and the quantum dot, respectively. The second term in H_{cen} is the Anderson term where U refers to the on-site Coulombic repulsion, while $\varepsilon_{\alpha k\sigma}$ and ε_{σ} are the energy levels of the two leads and the quantum dot, respectively. For simplicity, we consider only a single pair of levels with energies $\varepsilon_{\sigma} = \varepsilon_0 + \sigma\Delta\varepsilon/2$. The third term represents tunneling coupling between the leads and the central region:

$$H_T = \sum_{k\sigma\alpha \in L,R} (t_{\alpha\sigma} c_{\alpha k\sigma}^\dagger d_{\sigma} + \text{H.C.}), \quad (3)$$

where $t_{\alpha\sigma}$ refers to the tunneling coupling constant.

In the conventional NEGF method, the interactions in the leads are disregarded so that the semi-infinite leads can be described by the simple noninteracting Green's function (see Meir *et al.* [28]). In this paper, however, we incorporate the Coulombic interaction between the charges on the quantum dot and the two leads, which may be significant given the proximity of the two regions. This interaction term in the Hamiltonian H_{ld} is given by[34]

$$H_{ld} = \sum_{\alpha k\sigma\sigma'} I_{\alpha k} d_{\sigma}^\dagger d_{\sigma} c_{\alpha k\sigma'}^\dagger c_{\alpha k\sigma'}, \quad (4)$$

where $I_{\alpha k}$ denotes the interaction strength. In going beyond the standard Meir-Wingreen treatment, we need to rederive the current by considering the equation of motion method, and the contour-ordered Green's function over the Keldysh loop, as will be shown explicitly below.

Firstly, we can obtain the general formula of the current with considering the interaction between the quantum dot and the leads. The current from the lead α through barrier to the central region can be calculated

from the time evolution of the occupation number operator of the lead α :

$$J_{\alpha\sigma} = -e\langle \dot{N}_{\alpha\sigma} \rangle = -\frac{ie}{\hbar} \langle [H, N_{\alpha\sigma}] \rangle, \quad (5)$$

where $N_{\alpha\sigma} = \sum_k c_{\alpha k\sigma}^\dagger c_{\alpha k\sigma}$. Since H_c and H_{cen} commute with $N_{\alpha\sigma}$, it is easy to obtain that

$$J_{\alpha\sigma} = \frac{ie}{\hbar} \sum_k [t_{\alpha\sigma} \langle c_{\alpha k\sigma}^\dagger d_{\sigma} \rangle - t_{\alpha\sigma}^* \langle d_{\sigma}^\dagger c_{\alpha k\sigma} \rangle], \quad (6)$$

By defining a new Green's function

$$G_{\alpha k\sigma}^<(t, t') \equiv i \langle c_{\alpha k\sigma}^\dagger(t') d_{\sigma}(t) \rangle, \quad (7)$$

the current can be expressed as

$$J_{\alpha\sigma} = \frac{2e}{\hbar} \text{Re} \left\{ \sum_k t_{\alpha\sigma} G_{\alpha k\sigma}^<(t, t) \right\}. \quad (8)$$

In order to evaluate $G_{\alpha k\sigma}^<(t, t)$ in the above, we first consider the equation of motion satisfied by the time-ordered Green's function $G_{\alpha k\sigma}^t$, namely,

$$\begin{aligned} -i \frac{\partial}{\partial t'} G_{\alpha k\sigma}^t(t, t') &= \varepsilon_{\alpha k\sigma} G_{\alpha k\sigma}^t(t, t') + t_{\alpha\sigma}^* G_{\sigma}^t(t, t') \\ &+ \sum_{\sigma''} I_{\alpha k} (-i) \langle T \{ d_{\sigma}(t) d_{\sigma''}^\dagger(t') d_{\sigma''}(t') c_{\alpha k\sigma}^\dagger(t') \} \rangle, \end{aligned} \quad (9)$$

where we define the central region time-ordered Green's function $G_{\sigma}^t(t, t') = -i \langle T \{ d_{\sigma}(t) d_{\sigma}^\dagger(t') \} \rangle$ with T being the time-ordering operator. Note that the Coulombic interaction between the quantum dot and the leads results in the last term in Eq. (9). This additional term prevents the closure of the equation of motion satisfied by $G_{\alpha k\sigma}^t$ except by utilizing certain approximations. We adopt the Hartree-Fock approximation to deal with this term and obtain a closed set of equations. Using the Hartree-Fock approximation, the last term can be expressed as

$$\begin{aligned} &-i \langle T \{ d_{\sigma}(t) d_{\sigma''}^\dagger(t') d_{\sigma''}(t') c_{\alpha k\sigma}^\dagger(t') \} \rangle \\ &\simeq n_{\sigma''} (-i) \langle T \{ d_{\sigma}(t) c_{\alpha k\sigma}^\dagger(t') \} \rangle, \end{aligned}$$

here $n_{\sigma''} = \langle d_{\sigma''}^\dagger d_{\sigma''} \rangle$. Thus, the equation of motion of Eq. (9) can be rewritten as

$$\left[-i \frac{\partial}{\partial t'} - \varepsilon_{\alpha k\sigma} - A_{\alpha k} \right] G_{\alpha k\sigma}^t(t, t') = t_{\alpha\sigma}^* G_{\sigma}^t(t, t'), \quad (10)$$

where $A_{\alpha k} = n I_{\alpha k}$ with $n = n_{\uparrow} + n_{\downarrow}$. We can regard the factor multiplying $G_{\alpha k\sigma}^t(t, t')$ as the inverse of the contact Green's function operator with modified energy level $\varepsilon'_{\alpha k\sigma} = \varepsilon_{\alpha k\sigma} + A_{\alpha k}$, i.e., $g_{\alpha k\sigma}^{t(-1)}$. By operating with $g_{\alpha k\sigma}^t$ from right, we can obtain that

$$G_{\alpha k\sigma}^t(t, t') = \int dt_1 t_{\alpha\sigma}^* G_{\sigma}^t(t, t_1) g_{\alpha k\sigma}^t(t_1, t'). \quad (11)$$

Accordingly, the expression of the contour-ordered Green's function can be written as

$$G_{\alpha k \sigma}(\tau, \tau') = \int d\tau_1 t_{\alpha \sigma}^* G_{\sigma}(\tau, \tau_1) g_{\alpha k \sigma}(\tau_1, \tau'). \quad (12)$$

Thus, the Green's function $G_{\alpha k \sigma}^<(t, t')$ can be derived from Eq. (12) through adopting Langreth's theorem, namely

$$G_{\alpha k \sigma}^<(t, t') = \int dt_1 t_{\alpha \sigma}^* [G_{\sigma}^r(t, t_1) g_{\alpha k \sigma}^<(t_1, t') + G_{\sigma}^<(t, t_1) g_{\alpha k \sigma}^a(t_1, t')], \quad (13)$$

where the time-dependent Green's function of the leads for the uncoupled system with the modified energy level $\varepsilon'_{\alpha k \sigma}$ are

$$\begin{aligned} g_{\alpha k \sigma}^<(t, t') &= i \langle c_{\alpha k \sigma}^\dagger(t') c_{\alpha k \sigma}(t) \rangle \\ &= i f_{\alpha \sigma}(\varepsilon'_{\alpha k \sigma}) \exp[-i \varepsilon'_{\alpha k \sigma}(t - t')], \quad (14) \\ g_{\alpha k \sigma}^{(r, a)}(t, t') &= \mp i \theta(\pm t \mp t') \langle \{c_{\alpha k \sigma}(t), c_{\alpha k \sigma}^\dagger(t')\} \rangle \\ &= \mp i \theta(\pm t \mp t') \exp[-i \varepsilon'_{\alpha k \sigma}(t - t')], \end{aligned} \quad (15)$$

where $f_{\alpha \sigma}(\varepsilon'_{\alpha k \sigma}) = \{\exp[(\varepsilon'_{\alpha k \sigma} - \mu_{\alpha \sigma})/k_B T] + 1\}^{-1}$ and $\{\dots\}$ denotes the anti-commutation relation. Substituting the Green's function $G_{\alpha k \sigma}^<(t, t')$ into Eq. (8), we can obtain the formula of the current

$$\begin{aligned} J_{\alpha \sigma} &= \frac{ie}{\hbar} \int \frac{d\epsilon}{2\pi} \Gamma_{\alpha \sigma}(\epsilon) \{G_{\sigma}^<(\epsilon + A_{\alpha}(\epsilon)) \\ &+ f_{\alpha \sigma}(\epsilon + A_{\alpha}(\epsilon)) [G_{\sigma}^r(\epsilon + A_{\alpha}(\epsilon)) - G_{\sigma}^a(\epsilon + A_{\alpha}(\epsilon))]\}, \end{aligned} \quad (16)$$

where $\Gamma_{\alpha \sigma} = 2\pi \sum_k |t_{\alpha \sigma}|^2 \delta(\epsilon - \varepsilon_{\alpha k \sigma})$ is the linewidth function and $A_{\alpha}(\epsilon) = n I_{\alpha}(\epsilon)$. The Green's function $G_{\sigma}^{r, <}(\epsilon)$ are the Fourier transformations of $G_{\sigma}^{r, <}(t)$ with $G_{\sigma}^r(t) = -i \theta(t) \langle \{d_{\sigma}(t), d_{\sigma}^\dagger(0)\} \rangle \equiv \langle \langle d_{\sigma}(t) | d_{\sigma}^\dagger(0) \rangle \rangle^r$, $G_{\sigma}^<(t) = i \langle d_{\sigma}^\dagger(0) d_{\sigma}(t) \rangle \equiv \langle \langle d_{\sigma}(t) | d_{\sigma}^\dagger(0) \rangle \rangle^<$. For the case of proportionate coupling to the leads, i.e., $\Gamma_{L\sigma} = \lambda \Gamma_{R\sigma}$, the formula of the current can be simplified. Defining the

current $J = x J_L - (1 - x) J_R$ with $J_{\alpha} = J_{\alpha \uparrow} + J_{\alpha \downarrow}$, we can obtain the simplified formula of the charge current, namely

$$\begin{aligned} J &= \frac{e}{\hbar} \sum_{\sigma} \int d\epsilon [f_{L\sigma}(\epsilon + A_{\alpha}(\epsilon)) - f_{R\sigma}(\epsilon + A_{\alpha}(\epsilon))] \\ &\times \frac{\Gamma_{L\sigma}(\epsilon) \Gamma_{R\sigma}(\epsilon)}{\Gamma_{L\sigma}(\epsilon) + \Gamma_{R\sigma}(\epsilon)} \left[-\frac{1}{\pi} \text{Im} G_{\sigma}^r(\epsilon + A_{\alpha}(\epsilon)) \right], \end{aligned} \quad (17)$$

where the parameter x is chosen as $x = 1/(1 + \lambda)$. Thus, finally, the current can be expressed solely in terms of the retarded Green's function.

We now proceed to solve the retarded Green's function $G_{\sigma}^r(\epsilon)$. The standard equation of motion technique yields the following general relation

$$\epsilon \langle \langle \hat{F}_1 | \hat{F}_2 \rangle \rangle^r = \langle \{ \hat{F}_1, \hat{F}_2 \} \rangle + \langle \langle [\hat{F}_1, H] | \hat{F}_2 \rangle \rangle^r,$$

where \hat{F}_1 and \hat{F}_2 are arbitrary operators. Note that the energy ϵ includes a infinitesimal imaginary part $i0^+$. By considering the model Hamiltonian, the equation of motion of the Green's function $G_{\sigma}^r(t)$ can thus be written as

$$\begin{aligned} (\epsilon - \varepsilon_{\sigma}) \langle \langle d_{\sigma} | d_{\sigma}^\dagger \rangle \rangle^r &= 1 + \sum_{\alpha k} t_{\alpha \sigma}^* \langle \langle c_{\alpha k \sigma} | d_{\sigma}^\dagger \rangle \rangle^r \\ &+ U \langle \langle d_{\sigma} d_{\bar{\sigma}}^\dagger d_{\bar{\sigma}} | d_{\sigma}^\dagger \rangle \rangle^r + \sum_{\alpha k \sigma'} I_{\alpha k} \langle \langle d_{\sigma} c_{\alpha k \sigma'}^\dagger c_{\alpha k \sigma'} | d_{\sigma}^\dagger \rangle \rangle^r. \end{aligned} \quad (18)$$

The above equation of motion generates three new Green's functions, i.e., $\langle \langle d_{\sigma} c_{\alpha k \sigma'}^\dagger c_{\alpha k \sigma'} | d_{\sigma}^\dagger \rangle \rangle^r$, $\langle \langle d_{\sigma} d_{\bar{\sigma}}^\dagger d_{\bar{\sigma}} | d_{\sigma}^\dagger \rangle \rangle^r$ and $\langle \langle c_{\alpha k \sigma} | d_{\sigma}^\dagger \rangle \rangle^r$. We then consider the respective equations of motions of these Green's functions:

$$\begin{aligned} (\epsilon - \varepsilon_{\alpha k \sigma}) \langle \langle c_{\alpha k \sigma} | d_{\sigma}^\dagger \rangle \rangle^r &= t_{\alpha \sigma} \langle \langle d_{\sigma} | d_{\sigma}^\dagger \rangle \rangle^r + \sum_{\sigma'} I_{\alpha k} \langle \langle d_{\sigma'}^\dagger d_{\sigma'} c_{\alpha k \sigma} | d_{\sigma}^\dagger \rangle \rangle^r. \end{aligned} \quad (19)$$

$$\begin{aligned} (\epsilon - \varepsilon_{\alpha k \sigma}) \langle \langle d_{\sigma}^\dagger d_{\sigma'} c_{\alpha k \sigma} | d_{\sigma}^\dagger \rangle \rangle^r &= \sum_{\alpha' k'} t_{\alpha' \sigma'} \langle \langle c_{\alpha' k' \sigma'}^\dagger c_{\alpha k \sigma} d_{\sigma'} | d_{\sigma}^\dagger \rangle \rangle^r + t_{\alpha \sigma} \langle \langle d_{\sigma'}^\dagger d_{\sigma'} d_{\sigma} | d_{\sigma}^\dagger \rangle \rangle^r \\ &+ \sum_{\alpha' k'} t_{\alpha' \sigma'}^* \langle \langle d_{\sigma'}^\dagger c_{\alpha' k' \sigma'} c_{\alpha k \sigma} | d_{\sigma}^\dagger \rangle \rangle^r + \sum_{\sigma''} I_{\alpha k} \langle \langle d_{\sigma''}^\dagger d_{\sigma''} d_{\sigma'} c_{\alpha k \sigma} | d_{\sigma}^\dagger \rangle \rangle^r, \end{aligned} \quad (20)$$

$$\begin{aligned} (\epsilon - \varepsilon_{\sigma} - U) \langle \langle d_{\sigma} d_{\bar{\sigma}}^\dagger d_{\bar{\sigma}} | d_{\sigma}^\dagger \rangle \rangle^r &= n_{\bar{\sigma}} + \sum_{\alpha' k'} t_{\alpha' \bar{\sigma}} \langle \langle c_{\alpha' k' \bar{\sigma}}^\dagger d_{\sigma} d_{\bar{\sigma}} | d_{\sigma}^\dagger \rangle \rangle^r + \sum_{\alpha' k'} t_{\alpha' \bar{\sigma}}^* \langle \langle d_{\sigma} d_{\bar{\sigma}}^\dagger c_{\alpha' k' \bar{\sigma}} | d_{\sigma}^\dagger \rangle \rangle^r \\ &+ \sum_{\alpha' k'} t_{\alpha' \sigma}^* \langle \langle d_{\bar{\sigma}}^\dagger d_{\bar{\sigma}} c_{\alpha' k' \sigma} | d_{\sigma}^\dagger \rangle \rangle^r + \sum_{\alpha' k' \sigma'} I_{\alpha' k'} \langle \langle d_{\sigma} d_{\bar{\sigma}}^\dagger d_{\bar{\sigma}} c_{\alpha' k' \sigma'}^\dagger c_{\alpha' k' \sigma'} | d_{\sigma}^\dagger \rangle \rangle^r, \end{aligned} \quad (21)$$

$$\begin{aligned}
(\epsilon + \varepsilon_{\alpha'k'\bar{\sigma}} - \varepsilon_{\bar{\sigma}} - \varepsilon_{\sigma} - U) \langle \langle c_{\alpha'k'\bar{\sigma}}^{\dagger} d_{\sigma} d_{\bar{\sigma}} | d_{\sigma}^{\dagger} \rangle \rangle^r &= t_{\alpha'\bar{\sigma}}^* \langle \langle d_{\sigma} d_{\bar{\sigma}}^{\dagger} d_{\bar{\sigma}} | d_{\sigma}^{\dagger} \rangle \rangle^r - \sum_{\alpha''k''} t_{\alpha''\sigma}^* \langle \langle c_{\alpha'k'\bar{\sigma}}^{\dagger} d_{\bar{\sigma}} c_{\alpha''k''\sigma} | d_{\sigma}^{\dagger} \rangle \rangle^r \\
&+ \sum_{\alpha''k''} t_{\alpha''\bar{\sigma}}^* \langle \langle c_{\alpha'k'\bar{\sigma}}^{\dagger} d_{\sigma} c_{\alpha''k''\bar{\sigma}} | d_{\sigma}^{\dagger} \rangle \rangle^r + \sum_{\alpha''k''\sigma''} 2I_{\alpha''k''} \langle \langle c_{\alpha'k'\bar{\sigma}}^{\dagger} d_{\sigma} d_{\bar{\sigma}} c_{\alpha''k''\sigma''}^{\dagger} c_{\alpha''k''\sigma''} | d_{\sigma}^{\dagger} \rangle \rangle^r, \quad (22)
\end{aligned}$$

$$\begin{aligned}
(\epsilon - \varepsilon_{\alpha'k'\bar{\sigma}} + \varepsilon_{\bar{\sigma}} - \varepsilon_{\sigma}) \langle \langle d_{\sigma} d_{\bar{\sigma}}^{\dagger} c_{\alpha'k'\bar{\sigma}} | d_{\sigma}^{\dagger} \rangle \rangle^r &= -\langle c_{\alpha'k'\bar{\sigma}} d_{\bar{\sigma}}^{\dagger} \rangle - U \langle \langle (d_{\bar{\sigma}} d_{\bar{\sigma}}^{\dagger} + d_{\sigma}^{\dagger} d_{\sigma}) d_{\sigma} d_{\bar{\sigma}}^{\dagger} c_{\alpha'k'\bar{\sigma}} | d_{\sigma}^{\dagger} \rangle \rangle^r \\
&+ \sum_{\alpha''k''} t_{\alpha''\bar{\sigma}} \langle \langle c_{\alpha'k'\bar{\sigma}} c_{\alpha''k''\bar{\sigma}}^{\dagger} d_{\sigma} | d_{\sigma}^{\dagger} \rangle \rangle^r + \sum_{\alpha''k''} t_{\alpha''\sigma}^* \langle \langle c_{\alpha'k'\bar{\sigma}} c_{\alpha''k''\sigma} d_{\bar{\sigma}}^{\dagger} | d_{\sigma}^{\dagger} \rangle \rangle^r + t_{\alpha'\bar{\sigma}} \langle \langle d_{\bar{\sigma}} d_{\sigma} d_{\bar{\sigma}}^{\dagger} | d_{\sigma}^{\dagger} \rangle \rangle^r \\
&+ \sum_{\sigma''} I_{\alpha'k'} \langle \langle c_{\alpha'k'\bar{\sigma}} d_{\sigma''}^{\dagger} d_{\sigma} d_{\bar{\sigma}}^{\dagger} | d_{\sigma}^{\dagger} \rangle \rangle^r. \quad (23)
\end{aligned}$$

To obtain a closed set of equations from the above relations, we adopt a decoupling approximation based on the following rules [10, 35, 36]: $\langle YX \rangle = 0$ and $\langle YX_1X_2 | d_{\sigma}^{\dagger} \rangle \rangle^r \approx \langle X_1X_2 \rangle \langle Y | d_{\sigma}^{\dagger} \rangle \rangle^r$, where X and Y represent the operators of leads and the quantum dot. We shall also assume that higher-order spin-correlations terms can be neglected. With these approximations, Eq. (20)-Eq. (23) simplify to

$$\begin{aligned}
(\epsilon - \varepsilon_{\alpha k \sigma}) \langle \langle d_{\sigma}^{\dagger} d_{\sigma'} c_{\alpha k \sigma} | d_{\sigma}^{\dagger} \rangle \rangle^r \\
= t_{\alpha \sigma} [f_{\alpha \sigma}(\varepsilon_{\alpha k \sigma}) \langle \langle d_{\sigma} | d_{\sigma}^{\dagger} \rangle \rangle^r \delta_{\sigma \sigma'} + \langle \langle d_{\sigma} d_{\bar{\sigma}}^{\dagger} d_{\bar{\sigma}} | d_{\sigma}^{\dagger} \rangle \rangle^r \delta_{\sigma' \bar{\sigma}}], \quad (24)
\end{aligned}$$

$$\begin{aligned}
(\epsilon + \varepsilon_{\alpha'k'\bar{\sigma}} - \varepsilon_{\bar{\sigma}} - \varepsilon_{\sigma} - U) \langle \langle c_{\alpha'k'\bar{\sigma}}^{\dagger} d_{\sigma} d_{\bar{\sigma}} | d_{\sigma}^{\dagger} \rangle \rangle^r \\
= t_{\alpha'\bar{\sigma}}^* [\langle \langle d_{\sigma} d_{\bar{\sigma}}^{\dagger} d_{\bar{\sigma}} | d_{\sigma}^{\dagger} \rangle \rangle^r - f_{\alpha'\bar{\sigma}}(\varepsilon_{\alpha'k'\bar{\sigma}}) \langle \langle d_{\sigma} | d_{\sigma}^{\dagger} \rangle \rangle^r], \quad (25)
\end{aligned}$$

$$\begin{aligned}
(\epsilon - \varepsilon_{\alpha'k'\bar{\sigma}} + \varepsilon_{\bar{\sigma}} - \varepsilon_{\sigma}) \langle \langle d_{\sigma} d_{\bar{\sigma}}^{\dagger} c_{\alpha'k'\bar{\sigma}} | d_{\sigma}^{\dagger} \rangle \rangle^r \\
= t_{\alpha'\bar{\sigma}} [\langle \langle d_{\sigma} d_{\bar{\sigma}}^{\dagger} d_{\bar{\sigma}} | d_{\sigma}^{\dagger} \rangle \rangle^r - f_{\alpha'\bar{\sigma}}(\varepsilon_{\alpha'k'\bar{\sigma}}) \langle \langle d_{\sigma} | d_{\sigma}^{\dagger} \rangle \rangle^r], \quad (26)
\end{aligned}$$

after ignoring all of the higher-order terms. Substituting Eq. (24), Eq. (25) and Eq. (26) into Eq. (21), we then

obtain the following:

$$\begin{aligned}
(\epsilon - \varepsilon_{\sigma} - U - \Sigma_{0\sigma} - \Sigma_{1\sigma}) \langle \langle d_{\sigma} d_{\bar{\sigma}}^{\dagger} d_{\bar{\sigma}} | d_{\sigma}^{\dagger} \rangle \rangle^r \\
= n_{\bar{\sigma}} - \Sigma_{2\sigma} \langle \langle d_{\sigma} | d_{\sigma}^{\dagger} \rangle \rangle^r. \quad (27)
\end{aligned}$$

In the above, the self-energies $\Sigma_{0\sigma, 1\sigma, 2\sigma}$ are defined as

$$\begin{aligned}
\Sigma_{0\sigma} &= \sum_{\alpha'k'} \frac{|t_{\alpha'\sigma}|^2}{\epsilon - \varepsilon_{\alpha'k'\sigma}}, \\
\Sigma_{i\sigma} &= \sum_{\alpha'k'} A_{\alpha'k'\bar{\sigma}}^{(i)} |t_{\alpha'\bar{\sigma}}|^2 \left[\frac{1}{\epsilon - \varepsilon_{\alpha'k'\bar{\sigma}} - \varepsilon_{\sigma} + \varepsilon_{\bar{\sigma}}} \right. \\
&\quad \left. + \frac{1}{\epsilon + \varepsilon_{\alpha'k'\bar{\sigma}} - \varepsilon_{\sigma} - \varepsilon_{\bar{\sigma}} - U} \right],
\end{aligned}$$

where $i = 1, 2$, $A_{\alpha'k'\bar{\sigma}}^{(1)} = 1$ and $A_{\alpha'k'\bar{\sigma}}^{(2)} = f_{\alpha'\bar{\sigma}}(\varepsilon_{\alpha'k'\bar{\sigma}})$.

Subsequently, by substituting Eq. (19), Eq. (24) and Eq. (27) into Eq. (18), we obtain a relation involving the Green's function $G_{\sigma}^r(\epsilon) = \langle \langle d_{\sigma} | d_{\sigma}^{\dagger} \rangle \rangle^r$:

$$\begin{aligned}
(\epsilon - \varepsilon_{\sigma} - \Sigma_{3\sigma} - \Sigma_{4\sigma}) \langle \langle d_{\sigma} | d_{\sigma}^{\dagger} \rangle \rangle^r \\
= 1 + (U + \Sigma_{5\sigma}) \langle \langle d_{\sigma} d_{\bar{\sigma}}^{\dagger} d_{\bar{\sigma}} | d_{\sigma}^{\dagger} \rangle \rangle^r, \quad (28)
\end{aligned}$$

where

$$\Sigma_{3\sigma} = \sum_{\alpha k \sigma'} I_{\alpha k} f_{\alpha \sigma'}(\varepsilon_{\alpha k \sigma'}), \quad \Sigma_{4\sigma} = \sum_{\alpha k} \frac{|t_{\alpha \sigma}|^2}{\epsilon - \varepsilon_{\alpha k \sigma}} \left[1 + \frac{I_{\alpha k} f_{\alpha \sigma}(\varepsilon_{\alpha k \sigma})}{\epsilon - \varepsilon_{\alpha k \sigma}} \right], \quad \Sigma_{5\sigma} = \sum_{\alpha k} \frac{|t_{\alpha \sigma}|^2 I_{\alpha k}}{(\epsilon - \varepsilon_{\alpha k \sigma})^2}.$$

Finally we can obtain the analytic form of the required Green's function, namely,

$$G_{\sigma}^r(\epsilon) \equiv \langle \langle d_{\sigma} | d_{\sigma}^{\dagger} \rangle \rangle^r = \frac{\epsilon - \varepsilon_{\sigma} - U - \Sigma_{0\sigma} - \Sigma_{1\sigma} + (U + \Sigma_{5\sigma})n_{\bar{\sigma}}}{(\epsilon - \varepsilon_{\sigma} - \Sigma_{3\sigma} - \Sigma_{4\sigma})(\epsilon - \varepsilon_{\sigma} - U - \Sigma_{0\sigma} - \Sigma_{1\sigma}) + (U + \Sigma_{5\sigma})\Sigma_{2\sigma}}. \quad (29)$$

In the absence of any interaction between the quantum dot and the two leads, two of the self-energy terms reduce

to zero, i.e., $\Sigma_{3\sigma} = \Sigma_{5\sigma} = 0$, while

$$\Sigma_{4\sigma} = \Sigma_{0\sigma} = \sum_{\alpha k} \frac{|t_{\alpha \sigma}|^2}{\epsilon - \varepsilon_{\alpha k \sigma}}.$$

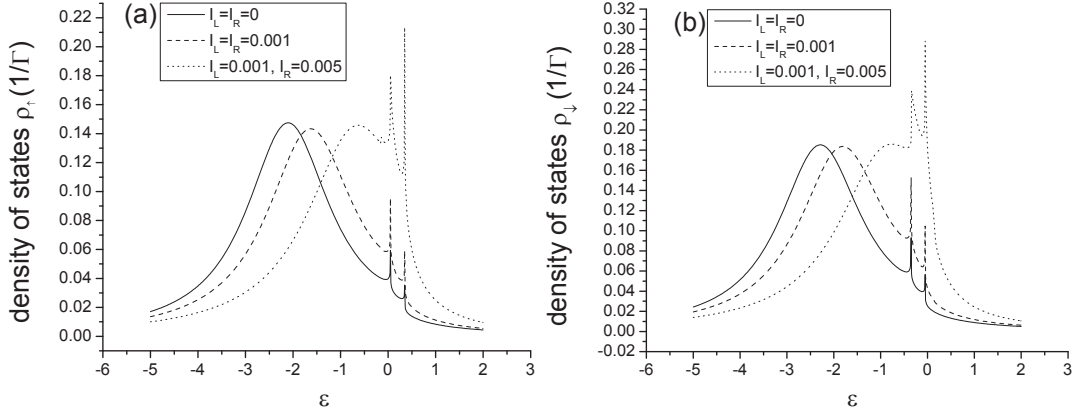


FIG. 1: (a) and (b) are schematic diagrams of the density of states $\rho_\sigma(\epsilon)$ for a quantum dot symmetrically coupled to two leads with Lorentzian linewidth of $2D$. The quantum dot has two spin states with energies $\epsilon_\uparrow = -2.9$, $\epsilon_\downarrow = -3.1$ and an on-site interaction $U \rightarrow \infty$. The linewidth is chosen to be $D = 500$ and the temperature is $T = 0.005$. The spin bias is $V_s = 0.3$ and the chemical potentials are $\mu_{L\uparrow} = -\mu_{L\downarrow} = V_s/2$ and $\mu_{R\downarrow} = -\mu_{R\uparrow} = V_s/2$. Solid, dashed and dotted curves correspond to interaction parameters of $I_L = I_R = 0$, $I_L = I_R = 0.001$ and $I_L = 0.001, I_R = 0.005$, respectively.

Eq. (29) is the Green's function of a quantum dot system with Coulombic interactions within the dot, and between the dot and the two leads. For simplicity, we assume the case of strong intra-dot Coulomb interaction (i.e., the infinite- U limit), for which the Green's function $G_\sigma^r(\epsilon)$ reduces to:

$$G_\sigma^r(\epsilon) = \langle\langle d_\sigma | d_\sigma^\dagger \rangle\rangle^r = \frac{1 - n_{\bar{\sigma}}}{\epsilon - \epsilon_\sigma - \Sigma'_{2\sigma} - \Sigma_{3\sigma} - \Sigma_{4\sigma}}, \quad (30)$$

where the new self energy $\Sigma'_{2\sigma}$ is defined as

$$\Sigma'_{2\sigma} = \sum_{\alpha'k'} \frac{f_{\alpha'\bar{\sigma}}(\epsilon_{\alpha'k'\bar{\sigma}}) |t_{\alpha'\bar{\sigma}}|^2}{\epsilon - \epsilon_{\alpha'k'\bar{\sigma}} - \epsilon_\sigma + \epsilon_{\bar{\sigma}}}. \quad (31)$$

Obviously, the self-energies terms $\Sigma_{3\sigma}$ and $\Sigma_{4\sigma}$ represent the effects of the interaction between the quantum dot and the two leads. Note that the Green's function is dependent on the occupation number n_σ which is given by the formula $n_\sigma = -i \int (d\epsilon/2\pi) G_\sigma^<(\epsilon)$. The lesser Green's function $G_\sigma^<(\epsilon)$ in the formula may be obtained by adopting certain approximation [5, 37]. Alternatively, one can directly calculate the integral $\int d\epsilon G_\sigma^<(\epsilon)$ via the following relation:

$$n_\sigma = - \int \frac{d\epsilon}{\pi} \text{Im} G_\sigma^r \frac{\Gamma_{L\sigma} f_{L\sigma}(\epsilon) + \Gamma_{R\sigma} f_{R\sigma}(\epsilon)}{\Gamma_{L\sigma} + \Gamma_{R\sigma}}. \quad (32)$$

Thus, from Eqs. (30) and (32), one can evaluate $G_\sigma^r(\epsilon)$ and n_σ self-consistently. Finally, the converged value of n_σ is then used to calculate the charge current via Eq. (17).

III. NUMERICAL RESULTS

Having derived the nonequilibrium transport for the general case of a central region coupled to interacting

leads, we investigate the spin transport through a quantum dot system with a spin bias V_s applied at the two leads, namely $\mu_{L\uparrow} = -\mu_{L\downarrow} = V_s/2$ and $\mu_{R\downarrow} = -\mu_{R\uparrow} = V_s/2$. Our focus is to analyze the effect on the spin-transport properties of the Coulombic interactions between the quantum dot and the leads. First, we analyze density of states of the quantum dot, i.e., $\rho_\sigma(\epsilon) = -(1/\pi) \text{Im} G_\sigma^r(\epsilon)$. In the following numerical calculations, we assume that the quantum dot symmetrically couples to two leads with Lorentzian linewidth of $2D$, namely $\Gamma_{L\sigma}(\epsilon) = \Gamma_{R\sigma}(\epsilon) = \gamma_0 D^2 / 2(\epsilon^2 + D^2)$, with $\gamma_0 = 1$ as the unit of energy and $2D = 1000$. As for the lead interactions, we adopt a flat-band profile, i.e., $I_\alpha(\epsilon) = I_\alpha \theta(D - |\epsilon|)$.

As shown in Fig. 1, the spin-up and spin-down density of states are plotted in the presence of Coulombic interactions between the quantum dot and the left (L) and right (R) leads, which are described by I_L and I_R , respectively. In the absence of such interaction, a broad main peak is observed at $\epsilon \sim -2.5$, which is associated with the renormalized level ϵ_\uparrow of the quantum dot. In addition, there are two sharp Kondo peaks at energies $\epsilon \approx 0$ and $\epsilon \approx 0.35$ [see Fig. 1(a)]. The Kondo peaks for spin σ arise from the contribution of the self-energy $\Sigma'_{2\sigma}$, due to virtual intermediate states in which the site is occupied by an electron of opposite spin $\bar{\sigma}$ [5]. The real part of $\Sigma'_{2\sigma}$ grows logarithmically near the energies $\epsilon_\sigma = \mu_{\alpha\bar{\sigma}} + \Delta\epsilon_\sigma$ with $\Delta\epsilon_\sigma = \epsilon_\sigma - \epsilon_{\bar{\sigma}}$, due to the sharp Fermi surface at low temperature. This logarithmic increase translates into peaks in the density of states near those energies. According to the same physical explanation, we can deduce that the Kondo peaks of the spin-down density of state ρ_\downarrow should occur at energies $\epsilon = -0.05$ and $\epsilon = -0.35$, as can be confirmed from Fig. 1(b). In the presence of interaction, for example $I_L = I_R = 0.001$ (dashed lines), the position of the broad main peak is shifted. However, the positions of the Kondo peaks are not affected by the

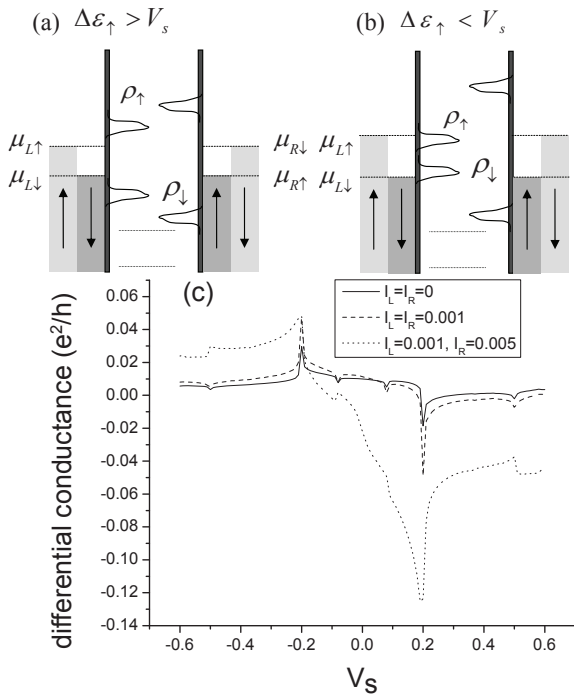


FIG. 2: (a)-(b) Schematic energy diagrams of the Kondo density-of-state peaks for $\Delta\epsilon_\uparrow > V_s$ and $\Delta\epsilon_\uparrow < V_s$. (c) The differential conductance dJ/dV_s vs the spin bias V_s for different interaction parameters. Solid, dashed and dotted curves are associating with $I_L = I_R = 0$, $I_L = I_R = 0.001$ and $I_L = 0.001, I_R = 0.005$, respectively. The energies of the quantum dot are chosen as $\epsilon_\uparrow = -2.9$, $\epsilon_\downarrow = -3.1$ with $\Delta\epsilon_\uparrow = 0.2$. Other parameters are the same as those of Fig. 1.

interaction since the self-energies $\Sigma_{3\sigma}$ and $\Sigma_{4\sigma}$ due to the Coulombic dot-lead interactions do not contribute to the Kondo effect. When the interaction strength is increased, e.g., $I_R = 0.005$ (dotted line), the position of the broad main peak is shifted further to higher energy compared to the previous case, but the positions of the two Kondo peaks remain invariant.

Next, we investigate the effect of the interaction on the differential conductance. The differential conductance dJ/dV_s is plotted as a function of the spin bias V_s for different interaction parameters. To explain the peaks in the differential conductance, we sketch the spin-up and down energy levels in the two leads, and superimpose the respective Kondo density-of-state peaks [see Figs. 2(a) and (b)]. At low temperature of $T = 0.005$, there exist two distinct peaks at $V_s = \pm 0.2$ in the differential conductance profile [see Fig. 2(c)]. In the presence of the Coulombic lead-dot interactions, the amplitude of dJ/dV_s is changed but the positions of the two peaks are unaffected. When the interaction strength is identical for the two leads, the dJ/dV_s curve is symmetric about the point $V_s = 0$. If the interaction parameters are different for the two leads, for example $I_L = 0.001$ and $I_R = 0.005$, the dJ/dV_s curve asymmetric with respect to V_s . The

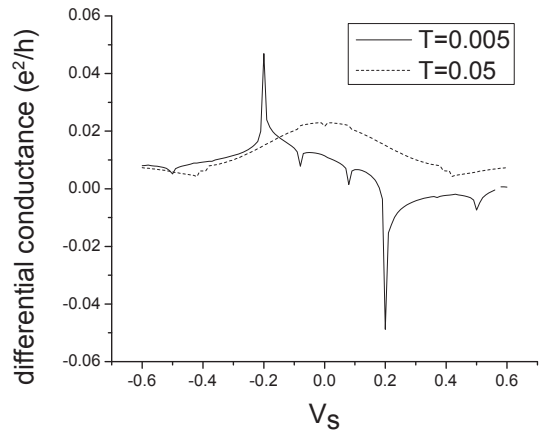


FIG. 3: The differential conductance dJ/dV_s vs the spin bias V_s for $T = 0.005$ (solid line) and $T = 0.05$ (dashed line) with the interaction parameter $I_L = I_R = 0.001$. Other parameters are the same as those of Fig. 1.

two peaks at $V_s = \pm 0.2$ also become different in height and profile. To explain the peaks in the dJ/dV_s profiles, we consider the energy band-diagram and schematic Kondo peaks, shown in Fig. 2(a)-(b). When the spin bias and Zeeman splitting strength are such that the relation $\Delta\epsilon_\uparrow < V_s$ is satisfied, then the Kondo peaks in the density of states lie between the chemical potentials associated with the same spin σ of the left and right electrodes, thus inducing the two peaks in the differential conductance profile.

Finally we study the temperature dependence of the differential conductance as a function of spin bias V_s . As shown in Fig. 3, two distinct Kondo peaks can be clearly observed at $V_s = \pm 0.2$ at low temperature of $T = 0.005$. These peaks are thermally smeared out when the temperature is increased, e.g., to $T = 0.05$ (dashed line). This observation can be related to the temperature dependence of the Kondo peak in the density of states. The Kondo effect is only apparent below the Kondo temperature, which is given by $T_k \simeq D(\gamma_0/2\pi(u - \epsilon_\sigma))^{1/2} \exp[-\pi(u - \epsilon_\sigma)/\gamma_0]$. For the parameter values considered in our calculation, the Kondo temperature corresponds to $T \approx 0.02$.

IV. SUMMARY

In this work, we analyze the spin-transport in a quantum dot system, which is driven by a spin bias between the two leads, in the presence of Coulombic interaction between the quantum dot and the two leads. The transport is described based on the Keldysh nonequilibrium Green's function (NEGF) framework. We extended the standard NEGF treatment, which is only valid under the simplifying assumption of noninteracting leads. Based on the equation-of-motion technique and applying Langreth's theorem, we derive the analytical expression of

the current through the quantum dot in the presence of the lead-dot Coulombic interaction. Our calculations show that the presence of distinct Kondo peaks in the density of states. When the spin bias V_s equal to the Zeeman splitting of the energy level $\Delta\varepsilon_\sigma$, such that the Kondo peaks lie within the conduction window between the electrochemical potentials of the left and right leads, there is an abrupt increase in the differential conductance. We found that the position of the Kondo peaks, and that of the differential conductance peaks, are not affected by the strength of the Coulombic lead-dot interaction. The interaction has the effect of just changing the renormalized energy level of the quantum dot and the amplitude of the differential conductance. Finally, we found the interplay between the Kondo effect and the spin bias is highly temperature-dependent and significant

only at low temperature.

Acknowledgments

The authors would like to thank the Agency for Science, Technology and Research (A*STAR) of Singapore, the National University of Singapore (NUS) Grant No. R-398-000-061-305 and the NUS Nanoscience and Nanotechnology Initiative for financially supporting their work. The work was also supported by Innovation Research Team for Spintronic Materials and Devices of Zhejiang Province and NSF-China under Grants No. 10847113.

-
- [1] T. K. Ng and P. A. Lee, Phys. Rev. Lett. **61**, 1768 (1988); S. Hershfield, J. H. Davies and J. W. Wilkins, Phys. Rev. Lett. **67**, 3720 (1991).
 - [2] D. Goldhaber-Gordon, H. Shtrikman, D. Mahalu, D. Abusch-Magder, U. Meirav, and M. A. Kastner, Nature (London) **391**, 1569 (1998).
 - [3] S. M. Cronenwett, S. M. Maurer, S. R. Patel, C. M. Marcus, C. I. Duruöz, and J. S. Harris, Jr., Phys. Rev. Lett. **81**, 5904 (1998); S. M. Cronenwett, T. H. Oosterkamp, and L. P. Konwenhoven, Science **281**, 540 (1998).
 - [4] A. C. Hewson, The Kondo Problem to Heavy Fermions (Cambridge University Press, Cambridge, UK, 1993)
 - [5] Y. Meir, N. S. Wingreen and P. A. Lee, Phys. Rev. Lett. **70**, 2601 (1993).
 - [6] T. Inoshita, A. Shimizu, Y. Kuramoto, and H. Sakaki, Phys. Rev. B **48**, 14725 (1993).
 - [7] A. L. Chudnovskiy and S. E. Ulloa, Phys. Rev. B **63**, 165316 (2001).
 - [8] M. Pustilnik and L. I. Glazman, Phys. Rev. Lett. **87**, 216601 (2001).
 - [9] W. Hofstetter and H. Schoeller, Phys. Rev. Lett. **88**, 016803 (2001).
 - [10] Q. F. Sun and H. Guo, Phys. Rev. B **66**, 155308 (2002).
 - [11] J. Martinek, Y. Utsumi, H. Imamura, J. Barnaś, S. Maekawa, J. König, and G. Schön, Phys. Rev. Lett. **91**, 127203 (2003).
 - [12] D. Goldhaber-Gordon, J. Göres, M. A. Kastner, H. Shtrikman, D. Mahalu, and U. Meirav, Phys. Rev. Lett. **81**, 5225 (1998).
 - [13] S. Sasaki, S. De Franceschi, J. M. Elzerman, W. G. van der Wiel, M. Eto, S. Tarucha, L. P. Kouwenhoven, Nature (London) **405**, 764 (2000).
 - [14] Y. Ji, M. Heiblum, D. Sprinzak, D. Mahalu, and H. Shtrikman, Science **290**, 779 (2000).
 - [15] E. J. Koop, B. J. van Wees, D. Reuter, A. D. Wieck, and C. H. van der Wal, Phys. Rev. Lett. **101**, 056602 (2008).
 - [16] H. Katsura, J. Phys. Soc. Jpn. **76**, 054710 (2007).
 - [17] Y. Qi, J. X. Zhu, S. Zhang, and C. S. Ting, Phys. Rev. B **78**, 045305 (2008).
 - [18] N. Sergueev, Q. F. Sun, H. Guo, B. G. Wang, and J. Wang, Phys. Rev. B **65**, 165303 (2002).
 - [19] P. Zhang, Q. K. Xue, Y. P. Wang, and X. C. Xie, Phys. Rev. Lett. **89**, 286803 (2002).
 - [20] M. S. Choi, D. Sanchez, and R. Lopez, Phys. Rev. Lett. **92**, 056601 (2004).
 - [21] A. N. Pasupathy, R. C. Bialczak, J. Martinek, J. E. Grose, L. A. K. Donev, P. L. Mceuen, and D. C. Ralph, Science, **306**, 86 (2004).
 - [22] S. O. Valenzuela, M. Tinkham, Nature (London) **442**, 176 (2006).
 - [23] Y. K. Kato, R. C. Myers, A. C. Gossard, D. D. Awschalom, Science **306**, 1910 (2004).
 - [24] S. D. Ganichev, V. V. Bel'kov, S. A. Tarasenko, S. N. Danilov, S. Giglberger, C. Hoffmann, E. L. Ivchenko, D. Weiss, W. Wegscheider, C. Gerl, D. Schuh, J. Stahl, J. De Boeck, G. Borghs, W. Prettl, Nat. Phys. **2**, 609 (2006).
 - [25] T. Kobayashi, S. Tsuruta, S. Sasaki, T. Fujisawa, Y. Tokura, and T. Akazaki, Phys. Rev. Lett. **104**, 036804 (2010).
 - [26] Y. J. Bao, N. H. Tong, Q. F. Sun, and S. Q. Shen, Europhys. Lett. **83**, 37007 (2008).
 - [27] R. Świrkowicz, J. Barnaś, and M. Wilczyński, J. Magn. Magn. Mater. **321**, 2414 (2009).
 - [28] Y. Meir and N. S. Wingreen, Phys. Rev. Lett. **68**, 2512 (1992).
 - [29] A. P. Jauho, N. S. Wingreen, and Y. Meir, Phys. Rev. B **50**, 5528 (1994).
 - [30] M. Buongiorno Nardelli, Phys. Rev. B **60**, 7828 (1999).
 - [31] Q. F. Sun, J. Wang, and H. Guo, Phys. Rev. B **71**, 165310 (2005).
 - [32] T. C. Li and S. P. Lu, Phys. Rev. B **77**, 085408 (2008).
 - [33] S. Bala Kumar, M. B. A. Jalil, S. G. Tan, and G. C. Liang, J. Appl. Phys. **108**, 033709 (2010).
 - [34] M. Sade, Y. Weiss, M. Goldstein, and R. Berkovits, Phys. Rev. B **71**, 153301 (2005).
 - [35] Y. Meir, N. S. Wingreen and P. A. Lee, Phys. Rev. Lett. **66**, 3048 (1991).
 - [36] H. Huag and A. P. Jauho, Quantum Kinetics in transport and optics of semiconductors, (1998, Springer series in solid-state sciences), edited by M. Cardona, P. Fulde, K. von Klitzing and H. J. Queisser.
 - [37] T. K. Ng, Phys. Rev. Lett. **76**, 487 (1996).