

Numerical solution of a fuzzy time-optimal control problem

ŞAHİN EMRAH AMRAHOV¹, NIZAMI GASILOV² AND AFET GOLAYOĞLU FATULLAYEV³

¹ANKARA UNIVERSITY, COMPUTER ENGINEERING DEPARTMENT, 06100 ANKARA, TURKEY

Email Address: emrah@eng.ankara.edu.tr

²BASKENT UNIVERSITY, ESKİSEHIR YOLU 20. KM, BAĞLICA, 06810 ANKARA, TURKEY

Email Address: gasilov@baskent.edu.tr

³BASKENT UNIVERSITY, ESKİSEHIR YOLU 20. KM, BAĞLICA, 06810 ANKARA, TURKEY

Email Address: afet@baskent.edu.tr

Received March 17, 2011

ABSTRACT. In this paper, we consider a time-optimal control problem with uncertainties. Dynamics of controlled object is expressed by crisp linear system of differential equations with fuzzy initial and final states. We introduce a notion of fuzzy optimal time and reduce its calculation to two crisp optimal control problems. We examine the proposed approach on an example.

Keywords: Optimal-time control, fuzzy set, maximum principle, mathematical pendulum.

1. INTRODUCTION

Many researchers investigate optimal control problems with uncertainties. In [1], Gabasov et al. consider optimal preposterous observation and optimal control problems for dynamic systems under uncertainty with use of a priori and current information about the controlled object behavior and uncertainty. In [2], Gabasov et al. investigate for an optimal control problem under uncertainty the positional solutions, which are based on the results of inexact measurements of input and output signals of controlled object. In [3], Gabasov et al. study a problem of optimal control of a linear dynamical system under set-membership uncertainty.

Fuzzy time-optimal control problem is investigated in different forms in [4]-[6]. In [4], Plotnikov proves necessary maximin and maximax conditions for a control problem, when behavior of the object is described by a controllable differential inclusion with multivalued performance criterion. In [5], Sakawa et al. propose a fuzzy satisficing method for multiobjective linear optimal control problems. To solve these problems, they discretize the time and replace the system of differential equations by system of difference equations. In [6], Molchanyuk and Plotnikov study the problem of high-speed operation for linear control systems with fuzzy right-hand sides. For this problem, they introduce the notion of optimal solution and establish necessary and sufficient conditions of optimality in the form of the maximum principle.

In this paper, we consider a time-optimal control problem with crisp dynamics and with fuzzy start and target states. We interpret the optimal time as a fuzzy variable and propose a numerical method to calculate it.

The paper consists of 5 sections. In Section 2, we describe the classical time-optimal control problem. In Section 3, we define the fuzzy time-optimal control problem and propose a method for calculation of fuzzy optimal time. In Section 4, we show the proposed approach by an example. Finally, we give concluding remarks in Section 5.

2. CLASSICAL LINEAR TIME-OPTIMAL CONTROL PROBLEM

Let the behavior of a controlled object is definite (crisp) and described by the following linear system of differential equations:

$$\dot{x} = Ax + u \quad (1)$$

Here x is n -dimensional vector-function that describes the phase state of the object, A is an $n \times n$ matrix, u is n -dimensional control vector-function.

Let $U \subseteq R^n$ be a nonempty compact set. If measurable function u , defined on the interval $I = [t_0, t_1]$, satisfies the condition $u(t) \in U$ for each $t \in I$, then u is called as admissible control. It is known that for any admissible function u and for any initial state p the initial value problem

$$\dot{x} = Ax + u$$

$$x(t_0) = p$$

has a unique solution [7]. This solution x describes how the phase state changes under the influence of admissible control u .

Assume that the start time t_0 and the start state p are given. If we want to transfer the object to a given state q in the shortest time by choosing an appropriate admissible control u , we have the following Classical time-optimal control problem of 1st type:

$$t_1 - t_0 \rightarrow \min_u \quad (2)$$

Subject to

$$\dot{x} = Ax + u \quad (3)$$

$$x(t_0) = p \quad (4)$$

$$x(t_1) = q \quad (5)$$

Note, that the finish time t_1 is not known beforehand and is determined as a result of solving the problem. Summarizing, 1st type Classical time-optimal problem (2)-(5)

is a problem of finding an admissible control u , which transfers the system from the initial phase state p to the final phase state q in the shortest time.

Now, let nonempty compact sets M_0 and M_1 from R^n , an interval $I = [t_0, t_1]$, and an admissible function u on this interval are given. If the system (1) has a solution $x(t)$ such that $x(t_0) \in M_0$ and $x(t_1) \in M_1$, then it is said that the control function u transfers the object from the initial phase set M_0 to the final phase set M_1 on the interval $[t_0, t_1]$. If we want to transfer the object from the set M_0 to the set M_1 in the shortest time, we have the following Classical time-optimal control problem of 2nd type:

$$t_1 - t_0 \rightarrow \min_u \quad (6)$$

Subject to

$$\dot{x} = Ax + u \quad (7)$$

$$x(t_0) \in M_0 \quad (8)$$

$$x(t_1) \in M_1 \quad (9)$$

where M_0 and M_1 are given start and target sets. The solution u of the problem (6)-(9) is called optimal control. The solution x of the system (7)-(9), corresponding to the optimal control u , is called optimal trajectory. If $u(t)$ is an optimal control and $x(t)$ is a corresponding optimal trajectory, then $(u(t), x(t))$ is called to be an optimal pair.

We note that the Classical problem of 2nd type can also be reformulated as follows:

$$t_1 - t_0 \rightarrow \min_{u; p \in M_0; q \in M_1} \quad (10)$$

$$\dot{x} = Ax + u \quad (11)$$

$$x(t_0) = p \quad (12)$$

$$x(t_1) = q \quad (13)$$

2nd type Classical time-optimal problem (6)-(9) (or (10)-(13)) is well studied [7]. Below we give necessary conditions of optimality for this problem [7].

Definition 1. (Maximum principle). Let u be an admissible control defined on an interval $[t_0, t_1]$ and let x be a solution of the system (7)-(9). We say that the pair $(u(t), x(t))$ satisfies maximum principle on the interval $[t_0, t_1]$ if the conjugate system

$$\dot{\psi} = -A^* \psi$$

has such a nontrivial solution $\psi = (\psi_1, \psi_2, \dots, \psi_n)$ that the following conditions hold:

- 1) maximum condition: $\langle u(t), \psi(t) \rangle = c(U, \psi(t))$ for almost any $t \in [t_0, t_1]$;
- 2) transversality condition on M_0 : $\langle x(t_0), \psi(t_0) \rangle = c(M_0, \psi(t_0))$;
- 3) transversality condition on M_1 : $\langle x(t_1), -\psi(t_1) \rangle = c(M_1, -\psi(t_1))$.

Here $\langle u, \psi \rangle = u_1\psi_1 + u_2\psi_2 + \dots + u_n\psi_n$ denotes the inner product of vectors u and ψ from R^n and $c(S, \psi) = \max_{s \in S} \langle s, \psi \rangle$ denotes the support function of the compact set S from R^n .

Theorem 1. [7] *(Necessary conditions of optimality for the time-optimal control problem). Let M_0 and M_1 be nonempty convex compact sets. Also let the function u defined on $[t_0, t_1]$ be an optimal control for the problem (6)-(9) and x be a corresponding optimal trajectory. Then the pair $(u(t), x(t))$ satisfies maximum principle on the interval $[t_0, t_1]$.*

3. FUZZY LINEAR TIME-OPTIMAL CONTROL PROBLEM

If the start and target values in Classical problem of 1st or 2nd type are fuzzy, we obtain the following Fuzzy time-optimal control problem:

$$t_1 - t_0 \rightarrow \min_u \quad (14)$$

Subject to

$$\dot{x} = Ax + u \quad (15)$$

$$x(t_0) = \tilde{\xi} \quad (16)$$

$$x(t_1) = \tilde{\zeta} \quad (17)$$

where $\tilde{\xi}$ and $\tilde{\zeta}$ are given fuzzy initial and final vectors (or sets).

Depending on different definitions for derivative of fuzzy function or different definitions for solution of system of differential equations, the problem (14)-(17) can be interpreted by different ways. We will interpret the problem (14)-(17) as a set of 1st type Classical problems (2)-(5). Each problem is obtained by taking the initial value p from ξ and the final value q from ζ . We denote by $t_{1,pq}$, u_{pq} and x_{pq} the solutions of the problem (2)-(5). Let $\alpha = \min \{ \mu_\xi(p), \mu_\zeta(q) \}$ (where $\mu_\xi(p)$ denotes the membership of p in ξ). We call $(t_{1,pq}, u_{pq}, x_{pq})$ to be a solution of the problem (14)-(17) with possibility α .

Set of all $t_{1,pq}$, defined above, determines a fuzzy number \tilde{t}_1 . We will investigate how to calculate \tilde{t}_1 . Functions $\underline{t}_1(\alpha)$ and $\overline{t}_1(\alpha)$, which indicate the left and right boundaries of α -cuts, determine the number \tilde{t}_1 fully. Thus, the problem of calculation of fuzzy optimal time is reduced to calculation of the functions $\underline{t}_1(\alpha)$ and $\overline{t}_1(\alpha)$.

As it is known, the initial and final values of the optimal solution $x(t)$ of the problem (6)-(9) are achieved on boundaries of the sets M_0 and M_1 [7]. Thus, value of $\underline{t}_1(\alpha)$ can be obtained by solving the problem (6)-(9) with taking $M_0 = \xi_\alpha$ and $M_1 = \zeta_\alpha$ (ξ_α and ζ_α denote α -cuts of ξ and ζ , respectively), namely the problem:

$$t_1 - t_0 \rightarrow \min_u \quad (18)$$

$$\dot{x} = Ax + u \quad (19)$$

$$x(t_0) \in \xi_\alpha \quad (20)$$

$$x(t_1) \in \zeta_\alpha \quad (21)$$

The problem (18)-(21) is a classical problem of 2nd type.

Taking into account (10), it can be seen that $\underline{t}_1(\alpha) = \min_{p \in \xi_\alpha; q \in \zeta_\alpha} t_{1,pq}$. Note that, the value $\underline{t}_1(\alpha)$ means the shortest time between two points, one of them is from the set ξ_α and another is from ζ_α , in the best case. Similarly, $\overline{t}_1(\alpha)$ means the shortest time in the worst case:

$$\overline{t}_1(\alpha) = \max_{p \in \xi_\alpha; q \in \zeta_\alpha} t_{1,pq} \quad (22)$$

Calculation of $\overline{t}_1(\alpha)$ can be performed similarly to calculation of $\underline{t}_1(\alpha)$.

4. EXAMPLE

In this section, we apply the proposed approach to a fuzzy time-optimal control problem. The problem is a fuzzified version of the crisp problem of damping of mathematical pendulum, presented in [7].

Example 1. Solve the fuzzy time-optimal control problem (Note that below $t_0 = 0$):

$$t_1 \rightarrow \min_u$$

$$\dot{x}_1 = x_2$$

$$\dot{x}_2 = -x_1 + u_2$$

$$U = \{u = (u_1, u_2) | u_1 = 0, |u_2| \leq 1\} \subseteq R^2$$

$$x_1(0) = \xi_1 = (-6, -5, -4); \quad x_2(0) = \xi_2 = (2, 3, 4)$$

$$x_1(t_1) = \zeta_1 = (-0.5, 0, 0.5); \quad x_2(t_1) = \zeta_2 = (-0.5, 0, 0.5)$$

Here ξ_1, ξ_2, ζ_1 and ζ_2 are triangular fuzzy numbers.

From above $\xi_\alpha = \{(x_1, x_2) | \alpha - 6 \leq x_1 \leq -4 - \alpha, \alpha + 2 \leq x_2 \leq 4 - \alpha\} \subseteq R^2$ and $\zeta_\alpha = \{(x_1, x_2) | \alpha - 1 \leq x_1 \leq 1 - \alpha, \alpha - 1 \leq x_2 \leq 1 - \alpha\} \subseteq R^2$.

System's matrix is $A = \begin{bmatrix} 0 & 1 \\ -1 & 0 \end{bmatrix}$. Since, $-A^* = A$ (here A^* denotes the conjugate matrix of A), the conjugate system is:

$$\dot{\psi}_1 = \psi_2$$

$$\dot{\psi}_2 = -\psi_1$$

Support function of U is $c(U, \psi) = |\psi_2|$. Then, from the maximum condition $\langle u(t), \psi(t) \rangle = c(U, \psi(t))$ we have $u_2(t)\psi_2(t) = |\psi_2(t)|$. Consequently,

$$u_2(t) = 1, \text{ if } \psi_2(t) > 0;$$

$$u_2(t) = -1, \text{ if } \psi_2(t) < 0;$$

$$-1 \leq u_2(t) \leq 1, \text{ if } \psi_2(t) = 0.$$

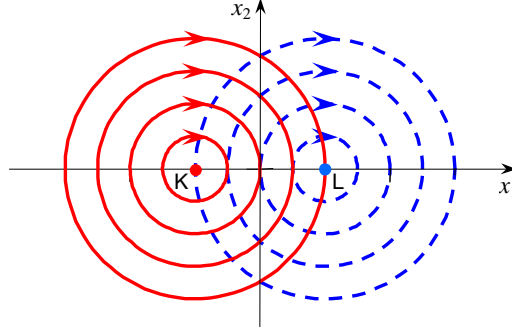


Figure 1: An optimal trajectory can be realized by combining of clockwise motions on circles with centers K and L .

Let us find the solution of the conjugate system corresponding to an initial condition $\psi(0) \in C$, where C is the unit circle. Initial point can be represented in the form of $\psi(0) = (\cos \alpha, \sin \alpha)$ with $\alpha \in [0, 2\pi)$. Then the solution of the conjugate system is $\psi_1(t) = \cos(\alpha - t)$, $\psi_2(t) = \sin(\alpha - t)$. The function $\psi_2(t) = \sin(\alpha - t)$ changes its sign for first time at $\tau \leq \pi$ ($\tau = \alpha$, if $0 < \alpha \leq \pi$ and $\tau = \alpha - \pi$, if $\pi < \alpha < 2\pi$) and then after each π time period. Depending on α , the sign of the function $\psi_2(t) = \sin(\alpha - t)$ in the interval $[0, \tau]$ is either positive or negative. Thus, according to the maximum condition, the initial value of the optimal control $u_2(t)$ is either 1 or -1 . After $\tau \leq \pi$ time units, it switches from 1 to -1 or vice versa. Then, it repeatedly changes its sign after each π time period.

Below we interpret the behavior of the object as a motion of the object in the phase plane x_1x_2 .

Solutions of dynamic system corresponding to $u_2(t) = 1$ are in the form $x(t) = (1 + c \cos(\varphi - t), c \sin(\varphi - t))$. In the phase plane R^2 these solutions constitute concentric circles with center at $L(1, 0)$ (Fig. 1). The motion on these circles is clockwise with constant speed and whole turn takes 2π time units.

Similarly, solutions of dynamic system corresponding to $u_2(t) = -1$ are in the form $x(t) = (-1 + c \cos(\varphi - t), c \sin(\varphi - t))$. In R^2 these solutions constitute circles with center at $K(-1, 0)$ (Fig. 1). The motion on these circles is clockwise with constant speed and whole turn takes 2π time units.

Note that angular speed is $\omega = 1$ for both motions mentioned above. So, the angle formed by the object during its motion and passed time are equal in value.

Let us emphasize two facts which will be used in arguments below. 1) In circular motion with $\omega = 1$ after π time period the object will be in the position which is central symmetric point of the previous position. 2) The symmetric point of (a, b) is $(-a - 2, -b)$ with respect to center point K . If center is L , then the symmetry of

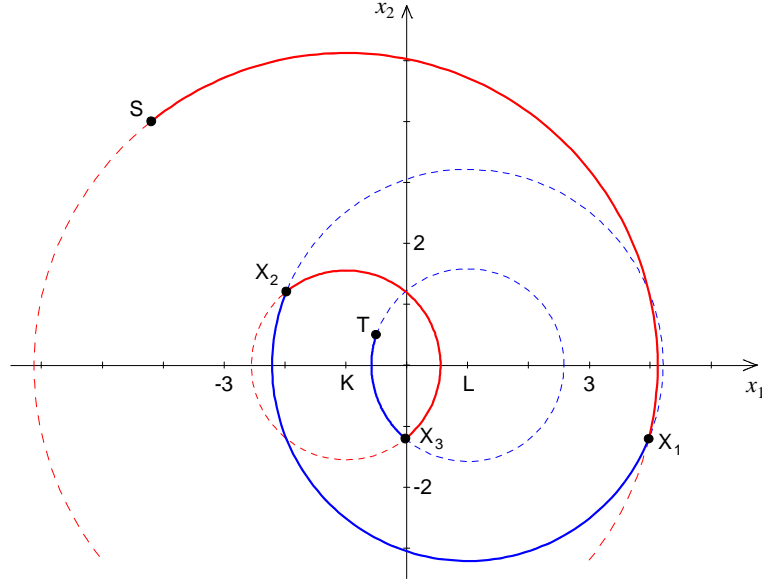


Figure 2: A sample of optimal trajectory with 3 switches.

point (c, d) is $(-c + 2, -d)$.

Now we investigate how is a motion of the object corresponding to an optimal control in the phase plane for a start point S and a target point T . Let us consider the case when the object starts with control $u = -1$ (The case with start control $u = 1$ can be investigated similarly). Let k denote the number of control switches. We consider the cases $k = 0$ (motion without switch) and $k \geq 1$ separately.

In the case $k = 0$, running from the start position S and moving along a circle with center K the object reaches the target position T . This case occurs, only if $|KS| = |KT|$ (Here $|AB|$ denotes the length of the segment AB). The motion time is $t_1 = \theta = \angle SKT$ (Here $\angle SKT$ denotes the value of the angle SKT).

Now let $k \geq 1$. We differ the cases when k is odd and when k is even.

Let us consider the case that k is odd number and take $k = 3$ for clarity. The object runs from the point S along a circle with center K and after τ time period arrives a point $X_1(x, y)$ (Fig. 2). The points S and X_1 are on the same circle. Consequently:

$$|KX_1| = |KS| \quad (23)$$

At the point X_1 the control switches for the first time and becomes $u = 1$. Under this control, the object moves along a circle with center L . After π time units it arrives a point $X_2(-x + 2, -y)$. Here the control switches for the second time and under new control $u = -1$ (moving on circle with center K) after π time the object

Table 1: Point of k -th control switch for optimal motion

k (odd)	X_k	k (even)	X_k
1	(x, y)	2	$(-x + 2, -y)$
3	$(x - 4, y)$	4	$(-x + 6, -y)$
5	$(x - 8, y)$	6	$(-x + 10, -y)$
7	$(x - 12, y)$	8	$(-x + 14, -y)$

reaches a point $X_k = X_3(x - 4, y)$. At the point X_k the control switches for last time and becomes $u = 1$. The object continues its motion on a circle with center L up to the target point T . For the aforementioned motion, the points X_k and T must be on the same circle with center L , i.e.,

$$|LX_k| = |LT| \quad (24)$$

It can be seen from Table 1 that for an odd k (including $k = 1$) the last point of control switch is

$$X_k = (x_k, y_k) = (x - 2(k - 1), y) \quad (25)$$

Let $S = (p_x, p_y)$ and $T = (q_x, q_y)$. To calculate unknown coordinates x and y we use equations (23) and (24). Using (25), these equations can be rewritten in coordinates as follows:

$$(x + 1)^2 + y^2 = r_1^2 = (p_x + 1)^2 + p_y^2 \quad (26)$$

$$(x + 1 - 2k)^2 + y^2 = r_2^2 = (q_x + 1)^2 + q_y^2 \quad (27)$$

Subtracting (27) from (26) we have: $4k(x + 1) - 4k^2 = r_1^2 - r_2^2$. Then we can determine x and y as follows:

$$x = \frac{r_1^2 - r_2^2}{4k} + k - 1 \quad (28)$$

$$y = \pm \sqrt{r_1^2 - (x + 1)^2} \quad (29)$$

If x and y have been determined we can calculate the passed time:

$$t_1 = \angle SKX_1 + (k - 1)\pi + \angle X_k LT \quad (30)$$

Let us find an evaluation for k . From (28) and (29) we have

$$y^2 = r_1^2 - \left(\frac{r_1^2 - r_2^2}{4k} + k \right)^2 \geq 0 \iff k^4 - \frac{r_1^2 + r_2^2}{2} k^2 + \left(\frac{r_1^2 - r_2^2}{4} \right)^2 \leq 0 \iff$$

$$\frac{(r_1 - r_2)^2}{4} \leq k^2 \leq \frac{(r_1 + r_2)^2}{4}$$

Hence, we obtain the following evaluation

$$k_{\min} = \lceil |r_1 - r_2|/2 \rceil \leq k \leq \lfloor (r_1 + r_2)/2 \rfloor = \widehat{k} \quad (31)$$

where $\lceil x \rceil$ and $\lfloor x \rfloor$ denote ceiling and floor of x , respectively. By taking $k = k_{\min}$, we have a feasible motion. Hence, using formula (30), we get:

$$t_{1,opt} \leq t_1 = \angle SKX_1 + (k_{\min} - 1)\pi + \angle X_k LT < 2\pi + (k_{\min} - 1)\pi + 2\pi$$

Then, we have $k_{\max} < k_{\min} + 4 \iff k_{\max} \leq k_{\min} + 3$. Consequently, we obtain the following upper evaluation for k , by using (31):

$$k_{\max} = \min \left\{ k_{\min} + 3, \widehat{k} \right\}$$

The case when $k \geq 1$ and k is even can be investigated by similar way. In this case the last point of the control switch is (Table 1):

$$X_k = (x_k, y_k) = (-x + 2(k - 1), -y) \quad (32)$$

The last control is $u = -1$ and, consequently, the object finishes its motion on a circle with center K . Hence, $r_2^2 = (q_x - 1)^2 + q_y^2$. Except this value, the formulas for x and y become the same as (28) and (29). The motion time is:

$$t_1 = \angle SKX_1 + (k - 1)\pi + \angle X_k KT \quad (33)$$

Above we have investigated the case when the start control u equals to -1 . In the case where u is 1 we have the following final formulas:

$$r_1^2 = (p_x - 1)^2 + p_y^2 \quad (34)$$

$$r_2^2 = \begin{cases} (q_x + 1)^2 + q_y^2, & \text{if } k \text{ is odd} \\ (q_x - 1)^2 + q_y^2, & \text{if } k \text{ is even} \end{cases} \quad (35)$$

$$X_k = (x_k, y_k) = \begin{cases} (x + 2(k - 1), y), & \text{if } k \text{ is odd} \\ (-x - 2(k - 1), -y), & \text{if } k \text{ is even} \end{cases} \quad (36)$$

$$x = -\left(\frac{r_1^2 - r_2^2}{4k} + k - 1\right) \quad (37)$$

$$y = \pm \sqrt{r_1^2 - (x - 1)^2} \quad (38)$$

$$t_1 = \angle SLX_1 + (k - 1)\pi + \begin{cases} \angle X_k KT, & \text{if } k \text{ is odd} \\ \angle X_k LT, & \text{if } k \text{ is even} \end{cases} \quad (39)$$

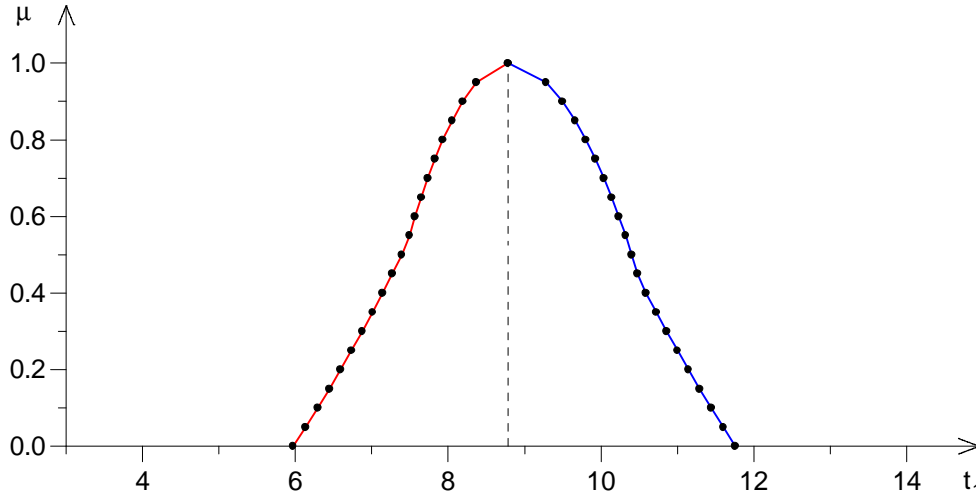


Figure 3: The membership function of fuzzy optimal time t_1 .

The above formulas, given for different situations, were obtained on the base of the necessary conditions for optimality. Therefore, every solution constructed on these formulas may not be optimal. However, the optimal solution is among all solutions, constructed for different start controls and for different values of k .

Based on the above arguments and formulas a computer program is implemented to calculate the optimal control for a given pair of start point S and target point T . Firstly, by taking start control $u = -1$, after taking $u = 1$ and in both cases by changing the value of k from k_{\min} to k_{\max} a solution is constructed (if there is any). The solution with the shortest time is the optimal solution, transferring the object from S to T .

Now, let us describe how we calculate the fuzzy optimal time \tilde{t}_1 numerically. To calculate the value $t_1(\alpha)$, we place equally spaced nodes on the boundaries of the regions ξ_α and ζ_α . The shortest time among all possible start-destination node pairs (p, q) gives the approximate value of $t_1(\alpha)$.

To calculate the function $\bar{t}_1(\alpha)$ we discretize the problem (22) and solve it numerically.

The membership function of fuzzy optimal time t_1 , obtained from calculations, is depicted in Fig. 3. The value $t_1 \approx 8.78$ with possibility 1 corresponds to the solution of the crisp problem ($p = (-5, 3)$ and $q = (0, 0)$). The least value $t_1 \approx 5.97$ with possibility 0 occurs when $p = (-4, 2)$ and $q = (-0.5, 0.5)$. The largest value $t_1 \approx 11.76$ with possibility 0 corresponds to the pair $p = (-6, 4)$ and $q = (0.5, 0.5)$.

5. CONCLUSION

In this paper, we investigate the problem of time-optimal control with fuzzy initial and final states. We interpret the problem as a set of crisp problems. We perform the calculation of fuzzy optimal time by solving crisp optimal control problems of two types. We exhibit the proposed approach on a numerical example.

REFERENCES

- [1] R. Gabasov, F.M. Kirillova, E.I. Poyasok, Optimal real-time control of nondeterministic models on imperfect measurements of input and output signals, TWMS J. Pure Appl. Math., 1(1) (2010) 24-40.
- [2] R. Gabasov, F.M. Kirillova, E.I. Poyasok, Robust optimal control on imperfect measurements of dynamic systems states, Appl. Comput. Math., 8(1) (2009) 54-69.
- [3] R. Gabasov, F.M. Kirillova, E.I. Poyasok, Optimal control of linear systems under uncertainty, Proceedings of the Steklov Institute of Mathematics, 268 (Supplement 1) (2010) 95-111. DOI: 10.1134/S0081543810050081
- [4] A. V. Plotnikov, Necessary optimality conditions for a nonlinear problem of control of trajectory bundles, Cybernetics and Systems Analysis, 36(5) (2000) 730-733.
- [5] M. Sakawa, M. Inuiguchi, K. Kato, T. Ikeda, A fuzzy satisficing method for multiobjective linear optimal control problems, Fuzzy Sets and Systems, 78, (1996) 223-229.
- [6] I. V. Molchanyuk and A. V. Plotnikov, Necessary and sufficient conditions of optimality in the problems of control with fuzzy parameters, Ukrainian Mathematical Journal, 61(3) (2009) 457-466.
- [7] V. I. Blagodatskikh, Introduction to Optimal Control [in Russian], Vysshaya Shkola, Moscow, 2001.