

# Mott physics in $2p$ electron dioxygenyl magnet : $O_2MF_6$ ( $M=Sb, Pt$ )

Minjae Kim and B. I. Min

Department of Physics, PCTP, Pohang University of Science and Technology, Pohang, 790-784, Korea

(Dated: July 6, 2021)

We have investigated electronic structures and magnetic properties of  $O_2MF_6$  ( $M=Sb, Pt$ ), which are composed of two building blocks of strongly correlated electrons:  $O_2^+$  dioxygenyls and  $MF_6^-$  octahedra, by employing the first-principles electronic structure band method. For  $O_2SbF_6$ , as a reference system of  $O_2PtF_6$ , we have shown that the Coulomb correlation of O( $2p$ ) electrons drives the Mott insulating state. For  $O_2PtF_6$ , we have demonstrated that the Mott insulating state is induced by the combined effects of the Coulomb correlation of O( $2p$ ) and Pt( $5d$ ) electrons and the spin-orbit (SO) interaction of Pt( $5d$ ) states. The role of the SO interaction in forming the Mott insulating state of  $O_2PtF_6$  is similar to the case of  $Sr_2IrO_4$  that is a prototype of a SO induced Mott system with  $J_{eff} = 1/2$ .

PACS numbers: 75.50.Xx, 71.20.-b, 71.70.Ej

Mott transition in strongly correlated electron systems has been extensively studied for  $3d$  transition metal (TM) oxides, in which the degenerate  $3d$  states are usually split by the crystal-field (CF) and then the Coulomb correlation effect produces the energy separation between the upper and lower Hubbard bands.[1] The spin-orbital dependent superexchange interaction of Kugel-Khomskii type can be derived based on orbital polarizations of  $3d$  states in these Mott insulating states.[2, 3] According to recent experimental and theoretical works, the similar Mott physics is realized in  $2p$  electron molecular solids ( $KO_2$ )[4–6] and also in  $5d$  TM oxides ( $Sr_2IrO_4$ )[7–10], which signifies a new paradigm of spin-orbital physics. The bands in  $2p$  electron molecular solids are almost molecular-level like due to the weak intermolecular interaction, and so the band width  $W$  near the Fermi level  $E_F$  is small with respect to on-site Coulomb repulsion  $U$ , resulting in the Mott insulating state.[4–6] On the other hand, in  $5d$  TM oxides, the large spin-orbit (SO) interaction as much as  $\sim 0.4$  eV[7] brings about the small  $W$  by lifting the degeneracy of  $5d$  states and also by reducing the hopping strength.[7, 10] In the strong SO interaction limit, electronic structures of  $5d$  TM oxides are determined by the relative magnitude between  $W$  and  $U$  of  $5d$  electrons.[8, 9] In this context, dioxygenyl magnet  $O_2PtF_6$  is interesting in that it is a  $2p$  electron molecular solid containing  $5d$  TM element, which possesses both effects of the strong Coulomb correlation and the strong SO interaction.

$O_2MF_6$  ( $M=Sb, Pt$ ) were reported to be insulators.[11–13]  $O_2MF_6$  is composed of  $O_2^+$  dioxygenyls and  $MF_6^-$  octahedra, as depicted in Fig. 1. Dioxygenyl  $O_2^+$  ion has the electronic configuration of  $\sigma_g^2\pi_u^4\pi_g^{*1}$  (see Fig. 2(a)). Hence the localized magnetic moment would be generated from one unpaired electron on the degenerate  $\pi_g^*$  orbital. Magnetic susceptibility data showed the Curie-Weiss behaviors with low Curie temperatures,  $T_C = 0.8$  K for  $O_2SbF_6$  and  $T_C = 4$  K for  $O_2PtF_6$ , respectively, which implies the rather weak superex-

change interaction between localized magnetic moments. Electron spin resonance (ESR) experiment also revealed the existence of the localized magnetic moment of  $O_2^+$  in  $O_2SbF_6$  and the ferrimagnetic ordering between the magnetic moments of  $O_2^+$  and Pt in  $O_2PtF_6$ . [12]

Local electronic structure of  $O_2^+$  in Fig. 2 is similar to that of  $O_2^-$  in  $KO_2$  superoxide that has one hole (three electrons) in the  $\pi_g^*$  state. Electronic structure calculations for various superoxides ( $KO_2$ ,  $RbO_2$ ,  $Rb_4O_6$ ) indicated that the conventional local density approximation (LDA) or the generalized gradient approximation (GGA) underestimates the Coulomb correlation interaction of open shell  $2p$  electrons in superoxides. Only after the inclusion of on-site Coulomb repulsion  $U$  in the LDA+ $U$  or GGA+ $U$  schemes, the insulating nature of superoxides was properly described.[4, 5, 14–18]

We have investigated electronic structures and magnetic properties of  $O_2PtF_6$  by employing the first-principles band structure calculation incorporating both

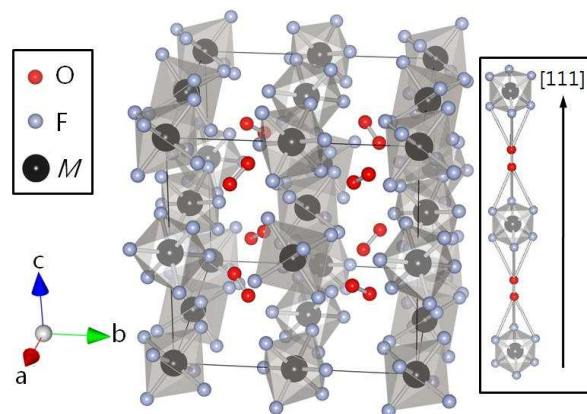


FIG. 1: (Color online) Crystal structure of  $O_2MF_6$  ( $M=Sb, Pt$ ) composed of  $O_2^+$  dioxygenyls and  $MF_6^-$  octahedra. There are eight  $O_2^+$  and  $MF_6^-$  ions in a unit cell. In the right, the molecular configuration of  $O_2^+$  and  $MF_6^-$  along the [111] direction is shown.

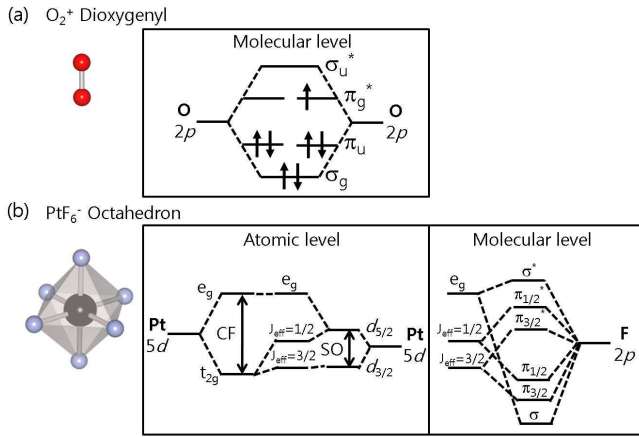


FIG. 2: (Color online) (a) Molecular level of  $O_2^+$  dioxygenyl ion. (b) Schematic local electronic structure of  $PtF_6^-$  ion. Pt( $5d$ ) atomic states are split into  $e_g$  and  $J_{eff} = 1/2, 3/2$  under the octahedral crystal field (CF) with the spin-orbit (SO) interaction. Then Pt( $5d$ )-F( $2p$ ) hybridization splits those levels into bonding and antibonding molecular states with  $\pi$  and  $\sigma$  channels.

the Coulomb correlation and the SO effect. As a reference system, we have also examined electronic structures of  $O_2SbF_6$ . For  $O_2SbF_6$ , we have confirmed that the Coulomb correlation of O( $2p$ ) electrons yields the Mott insulating state, consistently with experiments. For  $O_2PtF_6$ , we have shown that not only correlation effects of both O( $2p$ ) and Pt( $5d$ ) electrons but also the strong SO interaction of the  $5d$  states are essential to describe its Mott insulating state.

We have performed electronic structure calculations for the experimental unit cell of  $O_2MF_6$  ( $M=Sb, Pt$ ) with bcc structure of  $Ia_3(206)$  space group.[19] We have employed the full-potential augmented plane wave (FLAPW) band method[20] implemented in WIEN2k package.[21] We have considered the on-site  $U$  of both O( $2p$ ) and Pt( $5d$ ) electrons in the GGA+ $U$ [22] and the SO interaction effect is included as a second variational procedure in the GGA+SO and the GGA+SO+ $U$  scheme. The spin direction has chosen to be (001) direction for the consideration of SO interaction. For results below,  $U$  value was chosen to be 10 eV for both O( $2p$ ) and Pt( $5d$ ) states.[23, 24] We have assumed the ferromagnetic state for  $O_2SbF_6$ , and the ferrimagnetic ordering between the magnetic moments of  $O_2^+$  and Pt for  $O_2PtF_6$ . [25] To allow the orbital polarization of  $\pi_g^*$  states, as was realized in  $KO_2$  superoxide,[5] we have removed all the symmetry operators except inversion symmetry.

Figure 3 shows the calculated density of states (DOS) of  $O_2SbF_6$  both in the GGA and GGA+SO+ $U$  schemes. Most valence electrons of Sb are transferred into F, and  $4d^{10}$  occupied states of  $Sb^{5+}$  are located  $\sim 25$  eV below  $E_F$ . Hence only a small amount of Sb states originating from the hybridization with F( $2p$ ) states exists near  $E_F$ .

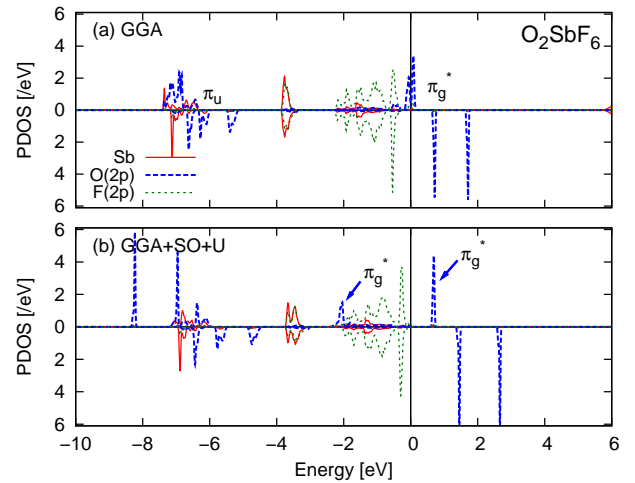


FIG. 3: (Color online) (a) Partial density of states (PDOS) of  $O_2SbF_6$  in the GGA. The red solid, blue dashed, and green dotted lines denote DOS of Sb, O( $2p$ ), and F( $2p$ ) states, respectively. (b) PDOS in the GGA+SO+ $U$ . The inclusion of Coulomb correlation yields the separation of  $\pi_g^*$  band into the occupied lower Hubbard and unoccupied upper Hubbard bands, as indicated by blue arrows.  $U$  value was chosen to be 10 eV for O( $2p$ ).

Therefore,  $O_2SbF_6$  is a typical O( $2p$ ) molecular solid like  $KO_2$ . The GGA in Fig. 3(a) yields the metallic state for  $O_2SbF_6$  with  $\pi_g^*$  spin  $\uparrow$  states being located at  $E_F$ . On the other hand, the GGA+SO+ $U$  in Fig. 3(b) considering the correlation effect of O( $2p$ ) electrons yields the correct insulating state by separating the  $\pi_g^*$  states into occupied (lower Hubbard) and unoccupied (upper Hubbard) states with a gap of  $\Delta_H = 2.55$  eV. We have also found that electronic structures in the GGA+ $U$  are almost the same as those in the GGA+SO+ $U$ , implying that the role of the SO interaction in  $O_2SbF_6$  is minor. Note that, in  $KO_2$  superoxide, the degenerate  $\pi_g^*$  states tend to be split by coherent tilting of the  $O_2^-$  molecular axes. This mechanism is called "magnetogyration", which invokes the structural and magnetic transitions concomitantly.[26] Likewise, the degeneracy of the  $\pi_g^*$  states in  $O_2SbF_6$  is lifted by trigonal CF coming from neighboring  $F^-$  ions.[11, 12]. This feature is revealed in the spin-density (SD) plot in Fig. 5(a), which manifests the directionally polarized  $\pi_g^*$  orbital shape at each  $O_2^+$  site.

There was controversy on the existence of SO effects in the  $\pi_g^*$  states of  $O_2MF_6$ . In one group,[11, 27]  $g_{eff}$  factor determined from the magnetic susceptibility and ESR was close to 2 independently of the direction of magnetic field, which reflects the negligible SO effect, while, in another,[12]  $g_{eff}$  was reduced a lot along the molecular axis (1.73), which reflects the large orbital moment along that molecular axis. In the present GGA+SO+ $U$  calculation, the orbital magnetic moment is indeed induced along the molecular axis of  $O_2^+$ . However, its magnitude,

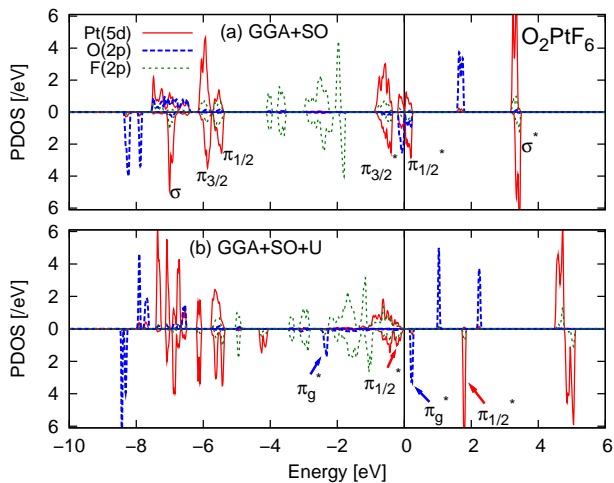


FIG. 4: (Color online) (a) PDOS of  $\text{O}_2\text{PtF}_6$  in the GGA+SO. The red solid, blue dashed, and green dotted lines denote DOS of Pt(5d), O(2p), and F(2p) states, respectively. (b) In GGA+SO+U, inclusion of the Coulomb correlation and the SO interaction yields the separation of (i)  $\pi_g^*$  states of O(2p), as indicated by blue arrows, and (ii)  $\pi_{1/2}^*$  states of Pt(5d), as indicated by red arrows.  $U$  values were chosen to be 10 eV for both O(2p) and Pt(5d).

$0.02 \mu_B$  per each  $\text{O}_2^+$ , is only  $\sim 2\%$  of the spin magnetic moment ( $1.00 \mu_B$ ), which is too small to produce reduced  $g$  factor as reported by Ref.[12]. This result implies that the SO interaction is suppressed in  $\text{O}_2\text{SbF}_6$  due to the quenched orbital moment of  $\text{O}_2^+$ , similarly to the case of low symmetry structure of  $\text{KO}_2$ . [5, 18]

Figure 4 shows the calculated DOS of  $\text{O}_2\text{PtF}_6$ . Noteworthy is that Mott insulating state is obtained only in the GGA+SO+U (Fig. 4(b)), in which both the Coulomb correlations of O(2p) and Pt(5d) electrons and the SO interaction are considered. Namely, the GGA, GGA+SO, and GGA+U schemes without including the SO interaction do not give correct insulating state of  $\text{O}_2\text{PtF}_6$ . Local electronic structure of  $\text{Pt}^{5+}$  in  $\text{O}_2\text{PtF}_6$  is close to that of  $\text{Ir}^{4+}$  in  $\text{Sr}_2\text{IrO}_4$ . Both  $\text{Pt}^{5+}$  and  $\text{Ir}^{4+}$  have  $5d^5$  electronic configuration under the octahedral CF with strong SO interaction (see Fig. 2(b)). Since the CF is stronger than the Hund exchange interaction, they both have the low-spin (LS) states. As shown in Fig.2(b), the SO interaction splits  $t_{2g}$  states of Pt into  $J_{eff} = 1/2, 3/2$ , which then hybridize with F(2p) states to produce  $\pi_{1/2}^*$  states at  $E_F$  (see Fig. 4(a)). Due to the shorter Pt-F bond length ( $\sim 1.88 \text{ \AA}$ ) [19] than that of Ir-O ( $\sim 2.00 \text{ \AA}$ ), [28] the bands in  $\text{O}_2\text{PtF}_6$  are almost molecular-level like. In the GGA+SO in Fig. 4(a), the SO split  $\pi_{1/2}^*$  states are still degenerate to make  $\text{O}_2\text{PtF}_6$  metallic. The degenerate  $\pi_{1/2}^*$  states become split only after the inclusion of Coulomb interaction of Pt(5d) electrons, as shown in Fig.4(b). Note that the  $\pi_{1/2}^*$  states are not to be split in the GGA+U even with very large  $U$  value, unless the SO interaction is included.

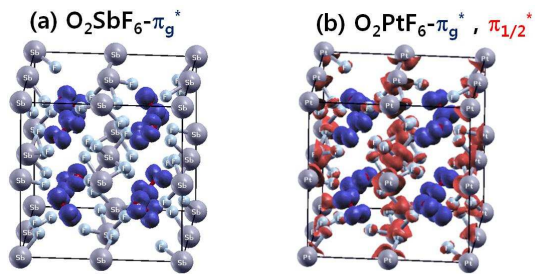


FIG. 5: (Color online) (a) SD plot of  $\text{O}_2\text{SbF}_6$  in the GGA+SO+U. Directionally polarized  $\pi_g^*$  orbitals in blue are manifested. (b) SD plot of  $\text{O}_2\text{PtF}_6$  in the GGA+SO+U. The directionally polarized  $\pi_g^*$  orbitals in blue and the directionally non-polarized  $\pi_{1/2}^*$  orbitals in red are manifested.

In general, ions with  $t_{2g}^5$  occupation in the LS state are Jahn-Teller (JT) active. It was once reported that reduced  $g_{eff}$  factor ( $g = 1.86$ ) for the LS state ( $S = 1/2$ ) of  $\text{Pt}^{5+}$  in  $\text{O}_2\text{PtF}_6$  could be explained by the JT effect.[12] The JT distortion, however, has not been detected in  $\text{O}_2\text{PtF}_6$ . The neutron diffraction[29] provided that  $\text{PtF}_6^-$  has a regular octahedron structure. No anomaly in the temperature dependent magnetic susceptibility[12] for  $\text{O}_2\text{PtF}_6$  also indicates the absence of structural phase transition. Electronic structures in Fig. 4 really verify that the degeneracy of  $t_{2g}$  states is lifted by the SO effect not by the JT effect. The orbital magnetic moment of Pt ion is as much as  $0.52 \mu_B$ , which is comparable to the spin magnetic moment of  $0.60 \mu_B$ . Thus, it is this large orbital magnetic moment of Pt that is responsible for the deviation of the observed  $g_{eff}$  factor from two. Indeed, the feature of the lifted degeneracy is revealed in the SD plot in Fig. 5(b), which manifests the directionally non-polarized  $\pi_{1/2}^*$  orbital shape at each  $\text{Pt}^{5+}$  site, in contrast to the directionally polarized  $\pi_g^*$  orbital shape at each  $\text{O}_2^+$  site.

Note, in Fig. 4(a), that there exists substantial hybridization effect between Pt(5d)-O(2p) states, even though Pt and O are not nearest neighbors (see Fig.1). In the case of  $\text{Sr}_2\text{IrO}_4$ , the SO interaction not only splits degenerate  $t_{2g}$  states but also reduces the hybridization with neighboring O(2p) states because of its directionally non-polarized symmetric nature.[7] Similarly, in  $\text{O}_2\text{PtF}_6$ , Pt(5d)-O(2p) hybridization seems to be reduced a lot by considering the SO interaction. Band structures in Fig.6 confirm this phenomenon. The blue (red) dot denotes the amount of O(2p) (Pt(5d)) component in the wave function. As shown in Fig.6(a) and (d), without inclusion of the SO interaction (GGA and GGA+U), bands near  $E_F$  are more dispersive. In contrast, inclusion of the SO interaction in the GGA+SO and GGA+SO+U reduces (i) the band dispersion, (ii) the overlap between O(2p)-Pt(5d) states, and (iii) the direction dependence of O(2p) and Pt(5d) components, as clearly seen in Fig.6(b)

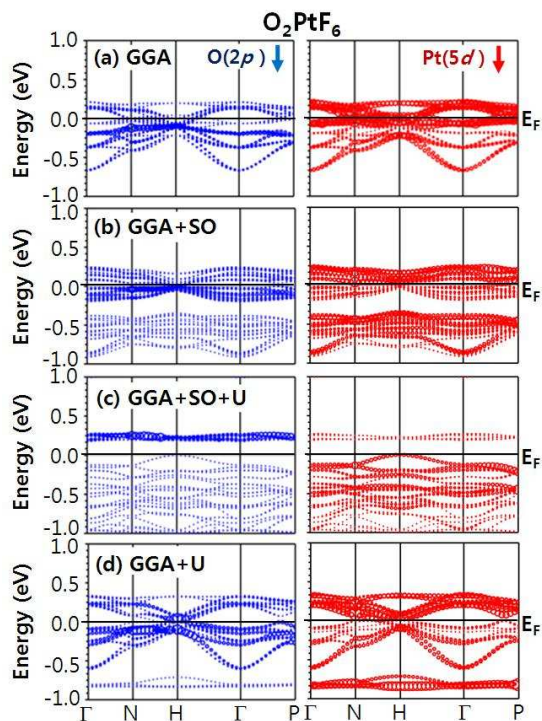


FIG. 6: (Color online) (a) Spin  $\downarrow$  band structures of  $\text{O}_2\text{PtF}_6$  in the GGA. The size of blue (red) dot denotes the amount of  $\text{O}(2p)$  ( $\text{Pt}(5d)$ ) component in the wave function. (b) The same as (a) in the GGA+SO. (c) The same as (a) in the GGA+SO+ $U$ . (d) The same as (a) in the GGA+ $U$ .

and (c). The SO split  $\pi_{1/2}^*$  state in Fig.6(b) has a narrow band width of  $W=0.44$  eV, which is much smaller than that of the original antibonding  $\pi$  states ( $W=0.84$  eV) in Fig.6(a). Therefore, the SO interaction plays an important role in realizing the Mott insulating state of  $\text{O}_2\text{PtF}_6$ , as in the case of  $\text{Sr}_2\text{IrO}_4$ .

In conclusion, we have demonstrated that dioxygenyl magnet  $\text{O}_2\text{PtF}_6$  is the first  $2p$  electron Mott insulator induced by combined effects of the Coulomb correlation and the SO interaction. For  $\text{O}_2\text{SbF}_6$ , a typical  $2p$  molecular solid, we have shown that the Coulomb correlation of  $\text{O}(2p)$  electrons drives the Mott insulating state. The SO interaction in dioxygenyl  $\text{O}_2^+$  in  $\text{O}_2\text{SbF}_6$  is suppressed by the strong CF of neighboring  $\text{F}^-$  ions, as was corroborated by the quenched orbital moment of  $\text{O}_2^+$ . For  $\text{O}_2\text{PtF}_6$ , the Mott insulating state is obtained by considering both the Coulomb correlation of  $\text{O}(2p)$  and  $\text{Pt}(5d)$  electrons and the SO interaction of  $\text{Pt}(5d)$  states. The role of the SO interaction in  $\text{O}_2\text{PtF}_6$  is similar to the case of  $\text{Sr}_2\text{IrO}_4$ , which implies that  $\text{O}_2\text{PtF}_6$  is also a typical SO induced Mott system with  $J_{eff} = 1/2$ . The proposed aspects of strong SO interaction in  $\text{O}_2\text{PtF}_6$  remain to be confirmed by further experiments: (i) large orbital moment of Pt ion, (ii) absence of the JT distortion of  $\text{PtF}_6$  octahedron at low temperature.

This work was supported by the NRF (No.2009-

0079947). Helpful discussions with Beom Hyun Kim are greatly appreciated.

- 
- [1] M. Imada, A. Fujimori, and Y. Tokura, Rev. of Mod. Phys. **70**, 1039 (1998).
  - [2] K. I. Kugel and D. I. Khomskii, Sov. Phys. JETP **37**, 725 (1973).
  - [3] B. H. Kim, H. Choi and B. I. Min, New J. Phys. **12**, 073023 (2010).
  - [4] I. V. Solovyev, New J. Phys. **10**, 013035 (2008).
  - [5] M. Kim, B. H. Kim, H. C. Choi, and B. I. Min, Phys. Rev. B **81**, 100409(R) (2010).
  - [6] J. -S. Kang, D. H. Kim, J. H. Hwang, J. Baik, H. J. Shin, M. Kim, Y. H. Jeong, and B. I. Min, Phys. Rev. B **82**, 193102 (2010).
  - [7] B. J. Kim, H. Jin, S. J. Moon, J. -Y. Kim, B. -G. Park, C. S. Leem, Jaejun Yu, T. W. Noh, C. Kim, S. -J. Oh, J. -H. Park, V. Durairaj, G. Cao, and E. Rotenberg, Phys. Rev. Lett. **101**, 076402 (2008).
  - [8] S. J. Moon, H. Jin, K. W. Kim, W. S. Choi, Y. S. Lee, J. Yu, G. Cao, A. Sumi, H. Funakubo, C. Bernhard, and T. W. Noh, Phys. Rev. Lett. **101**, 226402 (2008).
  - [9] D. Pesin, and L. Balents, Nature Phys. **6**, 376 (2010).
  - [10] H. Watanabe, T. Shirakawa, and S. Yunoki, Phys. Rev. Lett. **105**, 216410 (2010).
  - [11] A. Grill, M. Schieber, and J. Shamir, Phys. Rev. Lett. **25**, 747 (1970).
  - [12] F. J. Disalvo, W. E. Falconer, R. S. Hutton, A. Rodriguez, and J. V. Waszczak, J. Chem. Phys. **62**, 2575 (1975).
  - [13] P. Botkovitz, G. M. Lucier, R. P. Rao, and N. Bartlett, Acta Chim. Slov. **46**, 141 (1999).
  - [14] J. J. Attema, G. A. de Wijs, G. R. Blake, and R. A. de Groot, J. Am. Chem. Soc. **127**, 16325 (2005).
  - [15] R. Kováčik and C. Ederer, Phys. Rev. B **80**, 140411(R) (2009).
  - [16] J. Winterlik, G. H. Fecher, C. A. Jenkins, C. Felser, C. Mühle, K. Doll, M. Jansen, L. M. Sandratskii, and J. Kübler, Phys. Rev. Lett. **102**, 016401 (2009).
  - [17] E. R. Ylvisaker, R. R. P. Singh, and W. E. Pickett, Phys. Rev. B **81**, 180405(R) (2010).
  - [18] A. K. Nandy, P. Mahadevan, P. Sen, and D. D. Sarma, Phys. Rev. Lett. **105**, 056403 (2010).
  - [19] O. Graudejus and B. G. Müller, Z. anorg. allg. Chem. **622**, 1076 (1996).
  - [20] M. Weinert, E. Wimmer, and A. J. Freeman, Phys. Rev. B **26**, 4571(1982).
  - [21] P. Blaha, K. Schwarz, G.K.H. Madsen, D. Kavasnicka, J. Luitz, WIEN2k (Karlheinz Schwarz, Technische Universität Wien, Austria, 2001).
  - [22] V. I. Anisimov, I. V. Solovyev, M. A. Korotin, M. T. Czyzyk, and G. A. Sawatzky, Phys. Rev. B **48**, 16929 (1993).
  - [23] We have checked that electronic structures are consistent for  $U$  values of 7 – 12 eV. Employed  $U$  value of 10 eV corresponds to the Coulomb interaction of  $2p$  electrons in O atoms or  $5d$  electrons in Pt atoms. Such large  $U$  value would be screened by the intramolecular hybridization in  $\text{O}_2^+$  or  $\text{PtF}_6^-$ , [4, 24] as displayed in the smaller energy separation between occupied and unoccupied states of  $\text{O}(2p)$

- ( $\Delta_H = 2.55$  eV) or Pt(5d) ( $\Delta_H = 1.70$  eV) in Fig.4(b). The screening by the intramolecular hybridization has also been confirmed in Ref.[6] for  $\text{KO}_2$ .
- [24] M. Takeshige, O. Sakai, and T. Kasuya, *J. Phys. Soc. Japn.* **60**, 666 (1991).
- [25] Due to the weak magnetic interactions, local electronic structures would not depend on the magnetic configuration under Mott insulating states.
- [26] W. Känzig and M. Labhart, *J. Phys. (Paris)* **37**, C7-39 (1976).
- [27] J. Shamir, and J. Binenboym, *Inorg. Chim. Acta* **2**, 37 (1968).
- [28] T. Shimura, Y. Inaguma, T. Nakamura, M. Itoh, and Y. Morii, *Phys. Rev. B* **52**, 9143 (1995).
- [29] J. A. Ibers, and W. C. Hamilton, *J. Chem. Phys.* **44**, 1748 (1966).