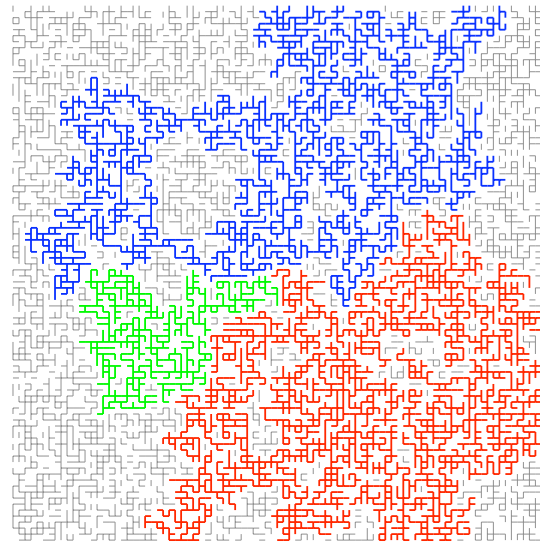
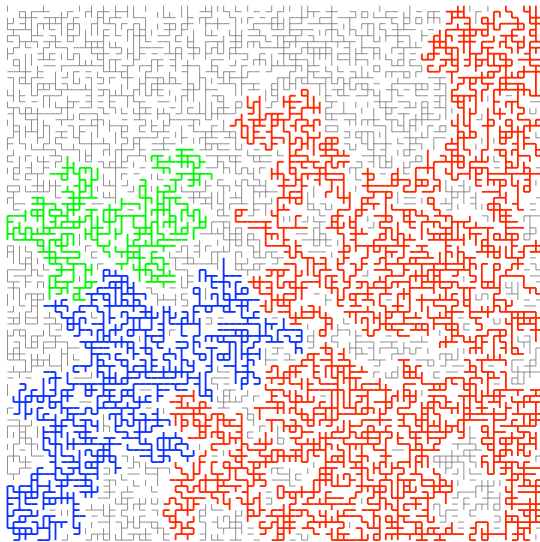


Noise sensitivity of Boolean functions and percolation

Christophe Garban¹

Jeffrey E. Steif²



¹ENS Lyon, CNRS

²Chalmers University

Contents

Overview	5
I Boolean functions and key concepts	9
1 Boolean functions	9
2 Some Examples	9
3 Pivotality and Influence	11
4 The Kahn, Kalai, Linial theorem	12
5 Noise sensitivity and noise stability	14
6 The Benjamini, Kalai and Schramm noise sensitivity theorem	14
7 Percolation crossings: our final and most important example	16
II Percolation in a nutshell	21
1 The model	21
2 Russo-Seymour-Welsh	22
3 Phase transition	23
4 Conformal invariance at criticality and SLE processes	23
5 Critical exponents	25
6 Quasi-multiplicativity	26
III Sharp thresholds and the critical point	27
1 Monotone functions and the Margulis-Russo formula	27
2 KKL away from the uniform measure case	28
3 Sharp thresholds in general : the Friedgut-Kalai Theorem	28
4 The critical point for percolation for \mathbb{Z}^2 and \mathbb{T} is $\frac{1}{2}$	29
5 Further discussion	30
IV Fourier analysis of Boolean functions	33
1 Discrete Fourier analysis and the energy spectrum	33
2 Examples	34
3 Noise sensitivity and stability in terms of the energy spectrum	35
4 Link between the spectrum and influence	36
5 Monotone functions and their spectrum	37

V	Hypercontractivity and its applications	41
1	Heuristics of proofs	41
2	About hypercontractivity	42
3	Proof of the KKL theorems	44
4	KKL away from the uniform measure	47
5	The noise sensitivity theorem	49
	Appendix on Bonami-Gross-Beckner	51
VI	First evidence of noise sensitivity of percolation	57
1	Influences of crossing events	57
2	The case of \mathbb{Z}^2 percolation	61
3	Some other consequences of our study of influences	64
4	Quantitative noise sensitivity	66
VII	Anomalous fluctuations	73
1	The model of first passage percolation	73
2	State of the art	75
3	The case of the torus	75
4	Upper bounds on fluctuations in the spirit of KKL	78
5	Further discussion	78
VIII	Randomized algorithms and noise sensitivity	83
1	BKS and randomized algorithms	83
2	The revelation theorem	83
3	An application to noise sensitivity of percolation	87
4	Lower bounds on revelations	89
5	An application to a critical exponent	91
6	Does noise sensitivity imply low revelation?	92
IX	The spectral sample	97
1	Definition of the spectral sample	97
2	A way to sample the spectral sample in a sub-domain	99
3	Nontrivial spectrum near the upper bound for percolation	101
X	Sharp noise sensitivity of percolation	107
1	State of the art and main statement	107
2	Overall strategy	109
3	Toy model: the case of fractal percolation	111
4	Back to the spectrum: an exposition of the proof	118
5	The radial case	128

XI	Applications to dynamical percolation	133
1	The model of dynamical percolation	133
2	What's going on in high dimensions: $\mathbb{Z}^d, d \geq 19$?	134
3	$d = 2$ and BKS	135
4	The second moment method and the spectrum	135
5	Proof of existence of exceptional times on \mathbb{T}	137
6	Exceptional times via the geometric approach	140

Overview

The goal of this set of lectures is to combine two seemingly unrelated topics:

- The study of **Boolean functions**, a field particularly active in computer science
- Some models in statistical physics, mostly **percolation**

The link between these two fields can be loosely explained as follows: a percolation configuration is built out of a collection of i.i.d. “bits” which determines whether the corresponding edges, sites, or blocks are present or absent. In that respect, any event concerning percolation can be seen as a Boolean function whose input is precisely these “bits”.

Over the last 20 years, mainly thanks to the computer science community, a very rich structure has emerged concerning the properties of Boolean functions. The first part of this course will be devoted to a description of some of the main achievements in this field.

In some sense one can say, although this is an exaggeration, that computer scientists are mostly interested in the *stability* or *robustness* of Boolean functions. As we will see later in this course, the Boolean functions which “encode” large scale properties of **critical** percolation will turn out to be very *sensitive* to small perturbations. This phenomenon corresponds to what we will call **noise sensitivity**. Hence, the Boolean functions one wishes to describe here are in some sense *orthogonal* to the Boolean functions one encounters, ideally, in computer science. Remarkably, it turns out that the tools developed by the computer science community to capture the properties and stability of Boolean functions are also suitable for the study of noise sensitive functions. This is why it is worth us first spending some time on the general properties of Boolean functions.

One of the main tools needed to understand properties of Boolean functions is Fourier analysis on the hypercube. Noise sensitivity will correspond to our Boolean function being of “high frequency” while stability will correspond to our Boolean function being of “low frequency”. We will apply these ideas to some other models from statistical mechanics as well; namely, first passage percolation and dynamical percolation.

Some of the different topics here can be found (in a more condensed form) in [Gar11].

Acknowledgements

We wish to warmly thank the organizers David Ellwood, Charles Newman, Vidas Sidoravicius and Wendelin Werner for inviting us to give this course at the Clay summer school 2010 in Buzios. It was a wonderful experience for us to give this set of lectures. We also wish to thank Ragnar Freij who served as a very good teaching assistant for this course and for various comments on the manuscript.

Some standard notations

In the following table, $f(n)$ and $g(n)$ are any sequences of positive real numbers.

$f(n) \asymp g(n)$	there exists some constant $C > 0$ such that $C^{-1} \leq \frac{f(n)}{g(n)} \leq C, \forall n \geq 1$
$f(n) \leq O(g(n))$	there exists some constant $C > 0$ such that $f(n) \leq Cg(n), \forall n \geq 1$
$f(n) \geq \Omega(g(n))$	there exists some constant $C > 0$ such that $f(n) \geq Cg(n), \forall n \geq 1$
$f(n) = o(g(n))$	$\lim_{n \rightarrow \infty} \frac{f(n)}{g(n)} = 0$

Chapter I

Boolean functions and key concepts

1 Boolean functions

Definition I.1. A **Boolean function** is a function from the hypercube $\Omega_n := \{-1, 1\}^n$ into either $\{-1, 1\}$ or $\{0, 1\}$.

Ω_n will be endowed with the uniform measure $\mathbb{P} = \mathbb{P}^n = (\frac{1}{2}\delta_{-1} + \frac{1}{2}\delta_1)^{\otimes n}$ and \mathbb{E} will denote the corresponding expectation. At various times, Ω_n will be endowed with the general product measure $\mathbb{P}_p = \mathbb{P}_p^n = ((1-p)\delta_{-1} + p\delta_1)^{\otimes n}$ but in such cases the p will be explicit. \mathbb{E}_p will then denote the corresponding expectations.

An element of Ω_n will be denoted by either ω or ω_n and its n bits by x_1, \dots, x_n so that $\omega = (x_1, \dots, x_n)$.

Depending on the context, concerning the range, it might be more pleasant to work with one of $\{-1, 1\}$ or $\{0, 1\}$ rather than the other and at some specific places in these lectures, we will even relax the Boolean constraint (i.e. taking only two possible values). In these cases (which will be clearly mentioned), we will consider instead real-valued functions $f : \Omega_n \rightarrow \mathbb{R}$.

A Boolean function f is canonically identified with a subset A_f of Ω_n via $A_f := \{\omega : f(\omega) = 1\}$.

Remark I.1. Often, Boolean functions are defined on $\{0, 1\}^n$ rather than $\Omega_n = \{-1, 1\}^n$. This does not make any fundamental difference at all but, as we will see later, the choice of $\{-1, 1\}^n$ turns out to be more convenient when one wishes to apply Fourier analysis on the hypercube.

2 Some Examples

We begin with a few examples of Boolean functions. Others will appear throughout this chapter.

Example 1 (Dictatorship).

$$\mathbf{DICT}_n(x_1, \dots, x_n) := x_1$$

The first bit determines what the outcome is.

Example 2 (Parity).

$$\mathbf{PAR}_n(x_1, \dots, x_n) := \prod_{i=1}^n x_i$$

This Boolean function tells whether the number of -1 's is even or odd.

These two examples are in some sense trivial, but they are good to keep in mind since in many cases they turn out to be the “extreme cases” for properties concerning Boolean functions.

The next rather simple Boolean function is of interest in social choice theory.

Example 3 (Majority function). Let n be odd and define

$$\mathbf{MAJ}_n(x_1, \dots, x_n) := \text{sign}\left(\sum_{i=1}^n x_i\right).$$

Following are two further examples which will also arise in our discussions.

Example 4 (Iterated 3-Majority function). Let $n = 3^k$ for some integer k . The bits are indexed by the leaves of a rooted 3-ary tree (so the root has degree 3, the leaves have degree 1 and all others have degree 4) with depth k . One iteratively applies the previous example (with $n = 3$) to obtain values at the vertices at level $k - 1$, then level $k - 2$, etc. until the root is assigned a value. The root's value is then the output of f . For example when $k = 2$, $f(-1, 1, 1; 1, -1, -1; -1, 1, -1) = -1$. The recursive structure of this Boolean function will enable explicit computations for various properties of interest.

Example 5 (Clique containment). If $r = \binom{n}{2}$ for some integer n , then Ω_r can be identified with the set of labelled graphs on n vertices. (x_i is 1 iff the i th edge is present.) Recall that a **clique** of size k of a graph $G = (V, E)$ is a complete graph on k vertices embedded in G .

Now for any $1 \leq k \leq \binom{n}{2} = r$, let \mathbf{CLIQ}_n^k be the indicator function of the event that the random graph G_ω defined by $\omega \in \Omega_r$ contains a clique of size k . Choosing $k = k_n$ so that this Boolean function is non-degenerate turns out to be a rather delicate issue. The interesting regime is near $k_n \approx 2 \log_2(n)$. See the exercises for this “tuning” of $k = k_n$. It turns out that for most values of n , the Boolean function \mathbf{CLIQ}_n^k is degenerate (i.e. has small variance) for all values of k . However, there is a sequence of n for which there is some $k = k_n$ for which \mathbf{CLIQ}_n^k is nondegenerate.

3 Pivotality and Influence

This section contains our first fundamental concepts. We will abbreviate $\{1, \dots, n\}$ by $[n]$.

Definition I.2. *Given a Boolean function f from Ω_n into either $\{-1, 1\}$ or $\{0, 1\}$ and a variable $i \in [n]$, we say that i is **pivotal for f for ω** if $\{f(\omega) \neq f(\omega^i)\}$ where ω^i is ω but flipped in the i th coordinate. Note that this event is measurable with respect to $\{x_j\}_{j \neq i}$.*

Definition I.3. *The **pivotal set**, \mathcal{P} , for f is the random set of $[n]$ given by*

$$\mathcal{P}(\omega) = \mathcal{P}_f(\omega) := \{i \in [n] : i \text{ is pivotal for } f \text{ for } \omega\}.$$

In words, it is the (random) set of bits with the property that if you flip the bit, then the function output changes.

Definition I.4. *The **influence of the i th bit**, $\mathbf{I}_i(f)$, is defined by*

$$\mathbf{I}_i(f) := \mathbb{P}(i \text{ is pivotal for } f) = \mathbb{P}(i \in \mathcal{P}).$$

Let also the **influence vector**, $\mathbf{Inf}(f)$, be the collection of all the influences: i.e. $\{\mathbf{I}_i(f)\}_{i \in [n]}$.

In words, the influence of the i th bit, $\mathbf{I}_i(f)$, is the probability that, on flipping this bit, the function output changes.

Definition I.5. *The **total influence**, $\mathbf{I}(f)$, is defined by*

$$\mathbf{I}(f) := \sum_i \mathbf{I}_i(f) = \|\mathbf{Inf}(f)\|_1 (= \mathbb{E}(|\mathcal{P}|)).$$

It would now be instructive to go and compute these quantities for examples 1–3. See the exercises.

Later, we will need the last two concepts in the context when our probability measure is \mathbb{P}_p instead. We give the corresponding definitions.

Definition I.6. *The **influence vector at level p** , $\{\mathbf{I}_i^p(f)\}_{i \in [n]}$, is defined by*

$$\mathbf{I}_i^p(f) := \mathbb{P}_p(i \text{ is pivotal for } f) = \mathbb{P}_p(i \in \mathcal{P}).$$

Definition I.7. *The **total influence at level p** , $\mathbf{I}^p(f)$, is defined by*

$$\mathbf{I}^p(f) := \sum_i \mathbf{I}_i^p(f) (= \mathbb{E}_p(|\mathcal{P}|)).$$

It turns out that the total influence has a geometric-combinatorial interpretation as the size of the so-called edge-boundary of the corresponding subset of the hypercube. See the exercises.

Remark I.2. Aside from its natural definition as well as its geometric interpretation as measuring the edge-boundary of the corresponding subset of the hypercube (see the exercises), the notion of *total influence* arises very naturally when one studies **sharp thresholds** for *monotone functions* (to be defined in Chapter III). Roughly speaking, as we will see in detail in Chapter III, for a monotone event A , one has that $d\mathbb{P}_p[A]/dp$ is the total influence at level p (this is the Margulis-Russo formula). This tells us that the speed at which one changes from the event A “almost surely” *not* occurring to the case where it “almost surely” *does* occur is very sudden if the Boolean function happens to have a large total influence.

4 The Kahn, Kalai, Linial theorem

This section addresses the following question. Does there always exist some variable i with (reasonably) large influence? In other words, for large n , what is the smallest value (as we vary over Boolean functions) that the largest influence (as we vary over the different variables) can take on?

Since for the constant function all influences are 0, and the function which is 1 only if all the bits are 1 has all influences $1/2^{n-1}$, clearly one wants to deal with functions which are reasonably balanced (meaning having variances not so close to 0) or alternatively, obtain lower bounds on the maximal influence in terms of the variance of the Boolean function.

The first result in this direction is the following result. A sketch of the proof is given in the exercises.

Theorem I.1 (Discrete Poincaré). *If f is a Boolean function mapping Ω_n into $\{-1, 1\}$, then*

$$\mathrm{Var}(f) \leq \sum_i \mathbf{I}_i(f).$$

It follows that there exists some i such that

$$\mathbf{I}_i(f) \geq \mathrm{Var}(f)/n.$$

This gives a first answer to our question. For reasonably balanced functions, there is some variable whose influence is at least of order $1/n$. *Can we find a better “universal” lower bound on the maximal influence?* Note that for Example 3 all the influences are of order $1/\sqrt{n}$ (and the variance is 1). In terms of our question, this universal lower bound one is looking for should lie somewhere between $1/n$ and $1/\sqrt{n}$. The following celebrated result improves by a logarithmic factor on the above $\Omega(1/n)$ bound.

Theorem I.2 ([KKL88]). *There exists a universal $c > 0$ such that if f is a Boolean function mapping Ω_n into $\{0, 1\}$, then there exists some i such that*

$$\mathbf{I}_i(f) \geq c \text{Var}(f)(\log n)/n.$$

What is remarkable about this theorem is that this “logarithmic” lower bound on the maximal influence turns out to be *sharp*! This is shown by the following example by Ben-Or and Linial.

Example 6 (Tribes). Partition $[n]$ into subsequent blocks of length $\log_2(n) - \log_2(\log_2(n))$ with perhaps some leftover debris. Define $f = f_n$ to be 1 if there exists at least one block which contains all 1’s, and 0 otherwise.

It turns out that one can check that the sequence of variances stays bounded away from 0 and that all the influences (including of course those belonging to the debris which are equal to 0) are smaller than $c(\log n)/n$ for some $c < \infty$. See the exercises for this. Hence the above theorem is indeed sharp.

Our next result tells us that if all the influences are “small”, then the total influence is large.

Theorem I.3 ([KKL88]). *There exists a $c > 0$ such that if f is a Boolean function mapping Ω_n into $\{0, 1\}$ and $\delta := \max_i \mathbf{I}_i(f)$ then*

$$\mathbf{I}(f) \geq c \text{Var}(f) \log(1/\delta).$$

Or equivalently,

$$\|\mathbf{Inf}(f)\|_1 \geq c \text{Var}(f) \log \frac{1}{\|\mathbf{Inf}(f)\|_\infty}.$$

One can in fact talk about the influence of a set of variables rather than the influence of a single variable.

Definition I.8. *Given $S \subseteq [n]$, the **influence of S** , $\mathbf{I}_S(f)$, is defined by*

$$\mathbf{I}_S(f) := \mathbb{P}(f \text{ is not determined by the bits in } S^c).$$

It is easy to see that when S is a single bit, this corresponds to our previous definition. The following is also proved in [KKL88]. We will not indicate the proof of this result in these lecture notes.

Theorem I.4 ([KKL88]). *Given a sequence f_n of Boolean functions mapping Ω_n into $\{0, 1\}$ such that $0 < \inf_n \mathbb{E}_n(f) \leq \sup_n \mathbb{E}_n(f) < 1$ and any sequence a_n going to ∞ arbitrarily slowly, then there exists a sequence of sets $S_n \subseteq [n]$ such that $|S_n| \leq a_n n / \log n$ and $\mathbf{I}_{S_n}(f_n) \rightarrow 1$ as $n \rightarrow \infty$.*

Theorems I.2 and I.3 will be proved in Chapter V.

5 Noise sensitivity and noise stability

This section introduces our second set of fundamental concepts.

Let ω be uniformly chosen from Ω_n and let ω_ϵ be ω but with each bit independently “rerandomized” with probability ϵ . This means that each bit, independently of everything else, rechooses whether it is 1 or -1 , each with probability $1/2$. Note that ω_ϵ then has the same distribution as ω .

The following definition is *central* for these lecture notes. Let m_n be an increasing sequence of integers and let $f_n : \Omega_{m_n} \rightarrow \{\pm 1\}$ or $\{0, 1\}$.

Definition I.9. *The sequence $\{f_n\}$ is **noise sensitive** if for every $\epsilon > 0$,*

$$\lim_{n \rightarrow \infty} \mathbb{E}[f_n(\omega)f_n(\omega_\epsilon)] - \mathbb{E}[f_n(\omega)]^2 = 0. \quad (\text{I.1})$$

Since f_n just takes 2 values, this says that the random variables $f_n(\omega)$ and $f_n(\omega_\epsilon)$ are asymptotically independent for $\epsilon > 0$ fixed and n large. We will see later that (I.1) holds for one value of $\epsilon \in (0, 1)$ if and only if it holds for all such ϵ . The following notion captures the opposite situation where the two events above are close to being the same event if ϵ is small, uniformly in n .

Definition I.10. *The sequence $\{f_n\}$ is **noise stable** if*

$$\limsup_{\epsilon \rightarrow 0} \mathbb{P}(f_n(\omega) \neq f_n(\omega_\epsilon)) = 0.$$

It is an easy exercise to check that a sequence $\{f_n\}$ is both noise sensitive and noise stable if and only if it is degenerate in the sense that the sequence of variances $\{\text{Var}(f_n)\}$ goes to 0. Note also that a sequence of Boolean functions could be neither noise sensitive nor noise stable (see the exercises).

It is also an easy exercise to check that Example 1 (dictator) is noise stable and Example 2 (parity) is noise sensitive. We will see later, when Fourier analysis is brought into the picture, that these examples are the two opposite extreme cases. For the other examples, it turns out that Example 3 (Majority) is noise stable, while Examples 4–6 are all noise sensitive. See the exercises. In fact, there is a deep theorem (see [MOO10]) which says in some sense that, among all low influence Boolean functions, Example 3 (Majority) is the stablest.

In Figure I.1, we give a slightly *impressionistic* view of what “noise sensitivity” is.

6 The Benjamini, Kalai and Schramm noise sensitivity theorem

The following is the main theorem concerning noise sensitivity.

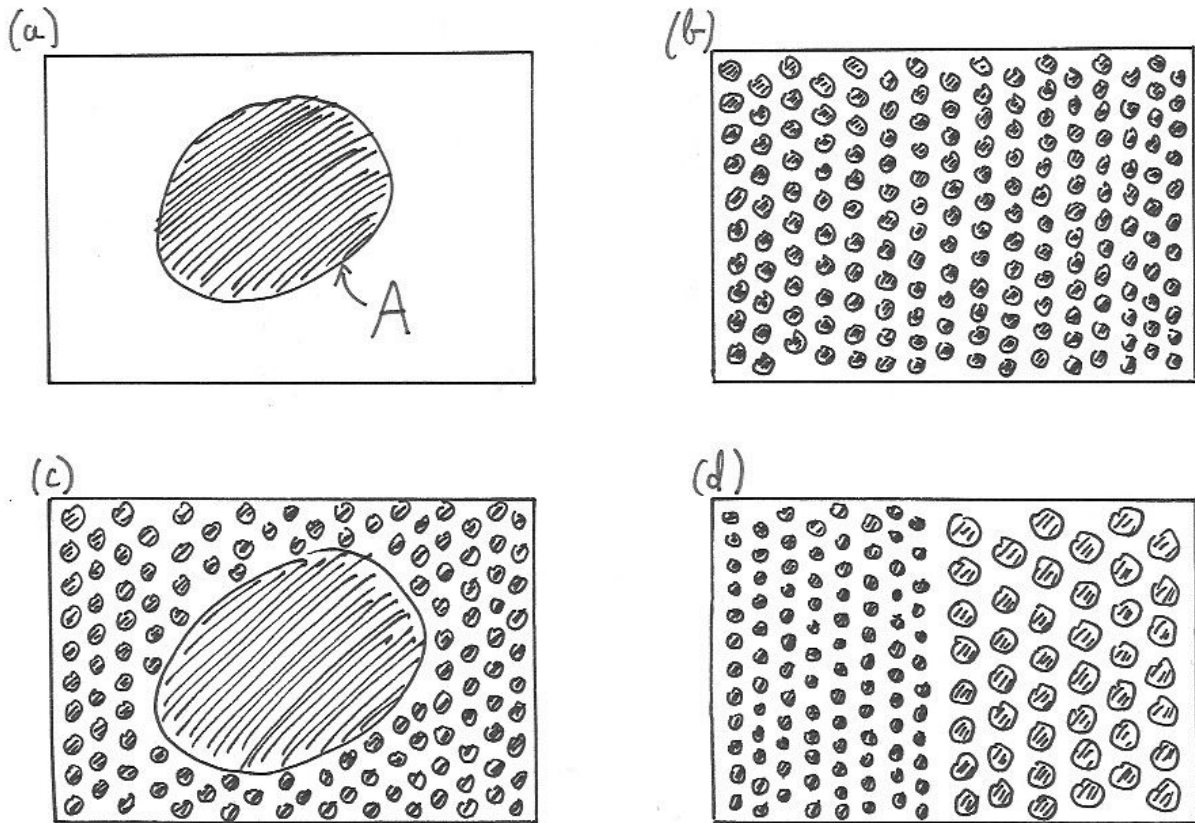


Figure I.1: Let us consider the following “*experiment*”: take a bounded domain in the plane, say a rectangle, and consider a measurable subset A of this domain. What would be an analogue of the above definitions of being *noise sensitive* or *noise stable* in this case? Start by sampling a point x uniformly in the domain according to Lebesgue measure. Then let us apply some noise to this position x so that we end up with a new position x_ϵ . One can think of many natural “noising” procedures here. For example, let x_ϵ be a uniform point in the ball of radius ϵ around x , conditioned to remain in the domain. (This is not quite perfect yet since this procedure does not exactly preserve Lebesgue measure, but let’s not worry about this.) The natural analogue of the above definitions is to ask whether $1_A(x)$ and $1_A(x_\epsilon)$ are decorrelated or not.

Question: According to this analogy, discuss the stability versus sensitivity of the sets A sketched in pictures (a) to (d)? Note that in order to match with definitions I.9 and I.10, one should consider sequences of subsets $\{A_n\}$ instead, since noise sensitivity is an asymptotic notion.

Theorem I.5 ([BKS99]). *If*

$$\lim_n \sum_k \mathbf{I}_k(f_n)^2 = 0,$$

then $\{f_n\}$ is noise sensitive.

Remark I.3. The converse is clearly false as shown by Example 2. However, it turns out that the converse is true for so-called **monotone functions** (see the next chapter for the definition of this) as we will see in Chapter IV.

This theorem will allow us to conclude noise sensitivity of many of the examples we have introduced in this first chapter. See the exercises. This theorem will also be proved in Chapter V.

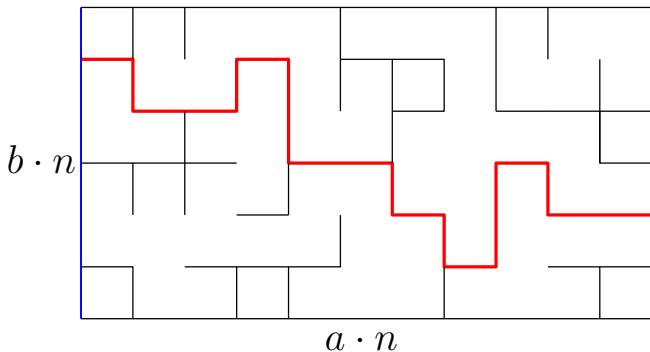
7 Percolation crossings: our final and most important example

We have saved our most important example to the end. This set of notes would not be being written if it were not for this example and for the results that have been proved for it.

Let us consider percolation on \mathbb{Z}^2 at the critical point $p_c(\mathbb{Z}^2) = 1/2$. (See Chapter II for a fast review on the model.) At this critical point, there is no infinite cluster, but somehow clusters are ‘large’ (there are clusters at all scales). This can be seen using duality or with the RSW Theorem II.1. In order to understand the geometry of the critical picture, the following large-scale *observables* turn out to be very useful: Let Ω be a piecewise smooth domain with two disjoint open arcs ∂_1 and ∂_2 on its boundary $\partial\Omega$. For each $n \geq 1$, we consider the scaled domain $n\Omega$. Let A_n be the event that there is an open path in ω from $n\partial_1$ to $n\partial_2$ which stays inside $n\Omega$. Such events are called **crossing events**. They are naturally associated with Boolean functions whose entries are indexed by the set of edges inside $n\Omega$ (there are $O(n^2)$ such variables).

For simplicity, let us consider the particular case of rectangle crossings:

Example 7 (Percolation crossings).



Let $a, b > 0$ and let us consider the rectangle $[0, a \cdot n] \times [0, b \cdot n]$. The left to right crossing event corresponds to the Boolean function $f_n : \{-1, 1\}^{O(1)n^2} \rightarrow \{0, 1\}$ defined as follows:

$$f_n(\omega) := \begin{cases} 1 & \text{if there is a left-} \\ & \text{right crossing} \\ 0 & \text{otherwise} \end{cases}$$

7. PERCOLATION CROSSINGS: OUR FINAL AND MOST IMPORTANT EXAMPLE 17

We will later prove that this sequence of Boolean functions $\{f_n\}$ is noise sensitive. This means that if a percolation configuration $\omega \sim \mathbb{P}_{p_c=1/2}$ is given to us, one cannot predict anything about the large scale clusters of the slightly perturbed percolation configuration ω_ϵ (where only an ϵ -fraction of the edges have been resampled).

Remark I.4. The same statement holds for the above more general crossing events (i.e. in $(n\Omega, n\partial_1, n\partial_2)$).

Exercise sheet of Chapter I

Exercise I.1. Determine the pivotal set, the influence vector and the total influence for Examples 1–3.

Exercise I.2. Determine the influence vector for iterated 3-majority and tribes.

Exercise I.3. Show that in Example 6 (tribes) the variances stay bounded away from 0. If the blocks are taken to be of size $\log_2 n$ instead, show that the influences would all be of order $1/n$. Why does this not contradict the KKL Theorem?

Exercise I.4. Ω_n has a graph structure where two elements are neighbors if they differ in exactly one location. The **edge boundary** of a subset $A \subseteq \Omega_n$, denoted by $\partial_E(A)$, is the set of edges where exactly one of the endpoints is in A .

Show that for any Boolean function, $\mathbf{I}(f) = |\partial_E(A_f)|/2^{n-1}$.

Exercise I.5. Prove Theorem I.1. This is a type of Poincaré inequality. Hint: use the fact that $\text{Var}(f)$ can be written $2\mathbb{P}[f(\omega) \neq f(\tilde{\omega})]$, where $\omega, \tilde{\omega}$ are independent and try to “interpolate” from ω to $\tilde{\omega}$.

Exercise I.6. Show that Example 3 (Majority) is noise stable.

Exercise I.7. Prove that Example 4 (iterated 3-majority) is noise sensitive directly without relying on Theorem I.5. Hint: use the recursive structure of this example in order to show that the criterion of noise sensitivity is satisfied.

Exercise I.8. Prove that Example 6 (tribes) is noise sensitive directly without using Theorem I.5. Here there is no recursive structure, so a more “probabilistic” argument is needed.

Problem I.9. Recall Example 5 (clique containment).

- (a) Prove that when $k_n = o(n^{1/2})$, $\mathbf{CLIQ}_n^{k_n}$ is asymptotically noise sensitive. Hint: start by obtaining an upper bound on the influences (which are identical for each edge) using Exercise I.4. Conclude by using Theorem I.5.
- (b) *Open exercise:* Find a more direct proof of this fact (in the spirit of exercise I.8) which would avoid using Theorem I.5.

As pointed out after Example 5, for most values of $k = k_n$, the Boolean function $\mathbf{CLIQ}_n^{k_n}$ becomes degenerate. The purpose of the rest of this problem is to determine what the interesting regime is where $\mathbf{CLIQ}_n^{k_n}$ has a chance of being non-degenerate (i.e. variance bounded away from 0). The rest of this exercise is somewhat tangential to the course.

- (c) If $1 \leq k \leq \binom{n}{2} = r$, what is the expected number of cliques in G_ω , $\omega \in \Omega_r$?
- (d) Explain why there should be at most one choice of $k = k_n$ such that the variance of $\mathbf{CLIQ}_n^{k_n}$ remains bounded away from 0 ? (No rigorous proof required.) Describe this choice of k_n . Check that it is indeed in the regime $2 \log_2(n)$.
- (e) Note retrospectively that in fact, for any choice of $k = k_n$, $\mathbf{CLIQ}_n^{k_n}$ is noise sensitive.

Exercise I.10. Deduce from Theorem I.5 that both Example 4 (iterated 3-majority) and Example 6 (tribes) are noise sensitive.

Exercise I.11. Give a sequence of Boolean functions which is neither noise sensitive nor noise stable.

Exercise I.12. In the sense of Definition I.8, show that for the majority function and for fixed ϵ , any set of size $n^{1/2+\epsilon}$ has influence approaching 1 while any set of size $n^{1/2-\epsilon}$ has influence approaching 0.

Exercise I.13. Show that there exists $c > 0$ such that for any Boolean function

$$\mathbf{I}_i^2(f) \geq c \text{Var}^2(f) (\log^2 n) / n$$

and show that this is sharp up to a constant. This result is also contained in [KKL88].

Problem I.14. Do you think a “generic” Boolean function would be stable or sensitive? Justify your intuition. Show that if f_n was a “randomly” chosen function, then a.s. $\{f_n\}$ is noise sensitive.

Chapter II

Percolation in a nutshell

In order to make these lecture notes as self-contained as possible, we review various aspects of the percolation model and give a short summary of the main useful results.

For a complete account of percolation, see [Gri99] and for a study of the 2-dimensional case, which we are concentrating on here, see the lecture notes [Wer07].

1 The model

Let us briefly start by introducing the model itself.

We will be concerned mainly with two-dimensional percolation and we will focus on two lattices: \mathbb{Z}^2 and the triangular lattice \mathbb{T} . (All the results stated for \mathbb{Z}^2 in these lecture notes are also valid for percolations on “reasonable” 2-d translation invariant graphs for which the RSW Theorem (see the next section) is known to hold at the corresponding critical point.)

Let us describe the model on the graph \mathbb{Z}^2 which has \mathbb{Z}^2 as its vertex set and edges between vertices having Euclidean distance 1. Let \mathbb{E}^2 denote the set of edges of the graph \mathbb{Z}^2 . For any $p \in [0, 1]$ we define a random subgraph of \mathbb{Z}^2 as follows: independently for each edge $e \in \mathbb{E}^2$, we keep this edge with probability p and remove it with probability $1 - p$. Equivalently, this corresponds to defining a random configuration $\omega \in \{-1, 1\}^{\mathbb{E}^2}$ where, independently for each edge $e \in \mathbb{E}^2$, we declare the edge to be open ($\omega(e) = 1$) with probability p or closed ($\omega(e) = -1$) with probability $1 - p$. The law of the so-defined random subgraph (or configuration) is denoted by \mathbb{P}_p .

Percolation is defined similarly on the triangular grid \mathbb{T} , except that on this lattice we will instead consider *site* percolation (i.e. here we keep each site with probability p). The sites are the points $\mathbb{Z} + e^{i\pi/3}\mathbb{Z}$ so that neighboring sites have distance one from each other in the complex plane.




Figure II.1: Pictures (by Oded Schramm) representing two percolation configurations respectively on \mathbb{T} and on \mathbb{Z}^2 (both at $p = 1/2$). The sites of the triangular grid are represented by hexagons.

2 Russo-Seymour-Welsh

We will often rely on the following celebrated result known as the **RSW Theorem**.

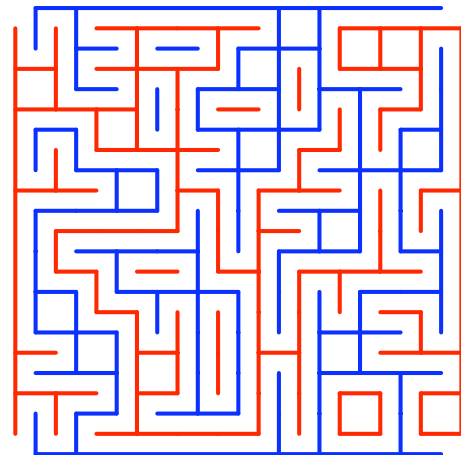
Theorem II.1 (RSW). (see [Gri99]) *For percolation on \mathbb{Z}^2 at $p = 1/2$, one has the following property concerning the crossing events. Let $a, b > 0$. There exists a constant $c = c(a, b) > 0$, such that for any $n \geq 1$, if A_n denotes the event that there is a left to right crossing in the rectangle $([0, a \cdot n] \times [0, b \cdot n]) \cap \mathbb{Z}^2$, then*

$$c < \mathbb{P}_{1/2}[A_n] < 1 - c.$$

In other words, this says that the Boolean functions f_n defined in Example 7 of Chapter I are non-degenerate.

The same result holds also in the case of site-percolation on \mathbb{T} (also at $p = 1/2$).

The parameter $p = 1/2$ plays a very special role for the two models under consideration. Indeed, there is a natural way to associate to each percolation configuration $\omega_p \sim \mathbb{P}_p$ a dual configuration ω_{p^*} on the so-called dual graph. In the case of \mathbb{Z}^2 , its dual graph can be realized as $\mathbb{Z}^2 + (\frac{1}{2}, \frac{1}{2})$. In the case of the triangular lattice, $\mathbb{T}^* = \mathbb{T}$. The figure on the right illustrates this *duality* for percolation on \mathbb{Z}^2 . It is easy to see that in both cases $p^* = 1 - p$. Hence, at $p = 1/2$, our two models happen to be *self-dual*.

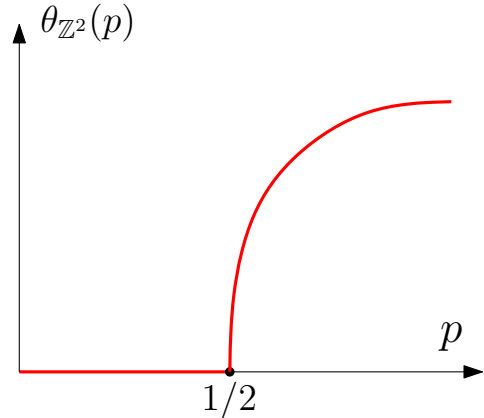


This duality has the following very important consequence. For a domain in \mathbb{T} with two specified boundary arcs, there is a 'left-right' crossing of white hexagons if and only if there is no 'top-bottom' crossing of black hexagons.

3 Phase transition

In percolation theory, one is interested in large scale connectivity properties of the random configuration $\omega = \omega_p$. In particular, as one raises the level p above a certain critical parameter $p_c(\mathbb{Z}^2)$, an infinite cluster (almost surely) emerges. This corresponds to the well-known *phase transition* of percolation. By a famous theorem of Kesten this transition takes place at $p_c(\mathbb{Z}^2) = \frac{1}{2}$. On the triangular grid, one also has $p_c(\mathbb{T}) = 1/2$. The event $\{0 \xleftrightarrow{\omega} \infty\}$ denotes the event that there exists a self-avoiding path from 0 to ∞ consisting of open edges.

This phase transition can be measured with the *density function* $\theta_{\mathbb{Z}^2}(p) := \mathbb{P}_p(0 \xleftrightarrow{\omega} \infty)$ which encodes important properties of the large scale connectivities of the random configuration ω : it corresponds to the density averaged over the space \mathbb{Z}^2 of the (almost surely unique) infinite cluster. The shape of the function $\theta_{\mathbb{Z}^2}$ is pictured on the right (notice the infinite derivative at p_c).



4 Conformal invariance at criticality and SLE processes

It has been conjectured for a long time that percolation should be *asymptotically* conformally invariant at the critical point. This should be understood in the same way as the fact that a Brownian motion (ignoring its time-parametrization) is a conformally invariant probabilistic object. One way to picture this conformal invariance is as follows: consider the ‘largest’ cluster C_δ surrounding 0 in $\delta\mathbb{Z}^2 \cap \mathbb{D}$ and such that $C_\delta \cap \partial\mathbb{D} = \emptyset$. Now consider some other simply connected domain Ω containing 0. Let \hat{C}_δ be the largest cluster surrounding 0 in a critical configuration in $\delta\mathbb{Z}^2 \cap \Omega$ and such that $\hat{C}_\delta \cap \partial\Omega = \emptyset$. Now let ϕ be the conformal map from \mathbb{D} to Ω such that $\phi(0) = 0$ and $\phi'(0) > 0$. Even though the random sets $\phi(C_\delta)$ and \hat{C}_δ do not lie on the same lattice, the conformal invariance principle claims that when $\delta = o(1)$, these two random clusters are very close in law.

Over the last decade, two major breakthroughs have enabled a much better understanding of the critical regime of percolation:

- The invention of the SLE processes by Oded Schramm ([Sch00]).
- The proof of conformal invariance on \mathbb{T} by Stanislav Smirnov ([Smi01]).

The simplest precise statement concerning conformal invariance is the following. Let Ω be a bounded simply connected domain of the plane and let A, B, C and D be 4 points on the boundary of Ω in clockwise order. Scale the hexagonal lattice T by $1/n$ and perform critical percolation on this scaled lattice. Let $\mathbb{P}(\Omega, A, B, C, D, n)$ denote the probability that in the $1/n$ scaled hexagonal lattice there is an open path of hexagons in Ω going from the boundary of Ω between A and B to the boundary of Ω between C and D .

Theorem II.2. (Smirnov, [Smi01])

(i) For all Ω and A, B, C and D as above,

$$\mathbb{P}(\Omega, A, B, C, D, \infty) := \lim_{n \rightarrow \infty} \mathbb{P}(\Omega, A, B, C, D, n)$$

exists and is conformally invariant in the sense that if f is a conformal mapping, then $\mathbb{P}(\Omega, A, B, C, D, \infty) = \mathbb{P}(f(\Omega), f(A), f(B), f(C), f(D), \infty)$.


(ii) If Ω is an equilateral triangle (with side lengths 1), A, B and C the three corner points and D on the line between C and A having distance x from C , then the above limiting probability is x . (Observe, by conformal invariance, that this gives the limiting probability for all domains and 4 points.)

The first half was conjectured by M. Aizenman while J. Cardy conjectured the limit for the case of rectangles using the four corners. In this case, the formula is quite complicated involving hypergeometric functions but Lennart Carleson realized that this is then equivalent to the simpler formula given above in the case of triangles.

Note that, on \mathbb{Z}^2 at $p_c = 1/2$, proving the conformal invariance is still a challenging open problem.

We will not define the SLE processes in these notes. See the lecture notes by Vincent Beffara and references therein. The illustration below explains how SLE curves arise naturally in the percolation picture.

This celebrated picture (by Oded Schramm) represents an **exploration path** on the triangular lattice. This exploration path, which turns right when encountering black hexagons and left when encountering white ones, asymptotically converges towards SLE_6 (as the mesh size goes to 0).



5 Critical exponents

The proof of conformal invariance combined with the detailed information given by the SLE_6 process enables one to obtain very precise information on the critical and *near-critical* behavior of site percolation on \mathbb{T} . For instance, it is known that on the triangular lattice the density function $\theta_{\mathbb{T}}(p)$ has the following behavior near $p_c = 1/2$:

$$\theta(p) = (p - 1/2)^{5/36+o(1)},$$

when $p \rightarrow 1/2+$ (see [Wer07]).

In the rest of these lectures, we will often rely on three types of percolation events: namely the *one-arm*, *two-arm* and *four-arm* events. They are defined as follows: for any radius $R > 1$, let A_R^1 be the event that the site 0 is connected to distance R by some open path (one-arm). Next, let A_R^2 be the event that there are two “arms” of different colors from the site 0 (which itself can be of either color) to distance R away. Finally, let A_R^4 be the event that there are four “arms” of alternating color from the site 0 (which itself can be of either color) to distance R away (i.e. there are four connected paths, two open, two closed from 0 to radius R and the closed paths lie between the open paths). See Figure II.2 for a realization of two of these events.

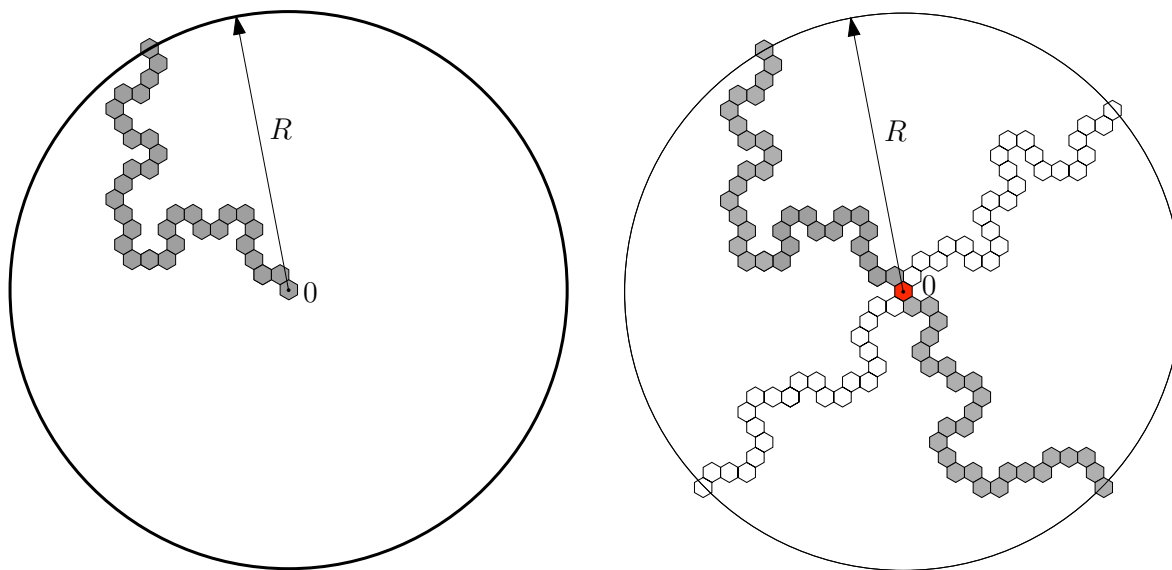


Figure II.2: A realization of the *one-arm* event is pictured on the left; the *four-arm* event is pictured on the right.

It was proved in [LSW02] that the probability of the one-arm event decays as follows:

$$\mathbb{P}[A_R^1] := \alpha_1(R) = R^{-\frac{5}{48}+o(1)}.$$

For the two-arms and four-arms events, it was proved by Smirnov and Werner in [SW01] that these probabilities decay as follows:

$$\mathbb{P}[A_R^2] := \alpha_2(R) = R^{-\frac{1}{4}+o(1)}$$

and

$$\mathbb{P}[A_R^4] := \alpha_4(R) = R^{-\frac{5}{4}+o(1)}.$$

Remark II.1. Note the $o(1)$ terms in the above statements (which means of course goes to zero as $R \rightarrow \infty$). Its presence reveals that the above critical exponents are known so far only up to ‘logarithmic’ corrections. It is conjectured that there are no such ‘logarithmic’ corrections, but at the moment one has to deal with their possible existence. More specifically, it is believed that for the one-arm event,

$$\alpha_1(R) \asymp R^{-\frac{5}{48}}$$

where \asymp means that the ratio of the two sides is bounded away from 0 and ∞ uniformly in R ; similarly for the other arm events.

The four exponents we encountered concerning $\theta_{\mathbb{T}}$, α_1 , α_2 and α_4 (i.e. $\frac{5}{36}$, $\frac{5}{48}$, $\frac{1}{4}$ and $\frac{5}{4}$) are known as *critical exponents*.

The *four-arm* event is clearly of particular relevance to us in these lectures. Indeed, if a point x is in the ‘bulk’ of a domain $(n\Omega, n\partial_1, n\partial_2)$, the event that this point is pivotal for the Left-Right crossing event A_n is intimately related to the four-arm event. See Chapter VI for more details.

6 Quasi-multiplicativity

Finally, let us end this overview by a type of scale invariance property of these arm events. More precisely, it is often convenient to “divide” these arm events into different scales. For this purpose, we introduce $\alpha_4(r, R)$ (with $r \leq R$) to be the probability that the four-arm event holds from radius r to radius R ($\alpha_1(r, R)$, $\alpha_2(r, R)$ and $\alpha_3(r, R)$ are defined analogously). By independence on disjoint sets, it is clear that if $r_1 \leq r_2 \leq r_3$ then one has $\alpha_4(r_1, r_3) \leq \alpha_4(r_1, r_2) \alpha_4(r_2, r_3)$. A very useful property known as **quasi-multiplicativity** claims that up to constants, these two expressions are the same (this makes the division into several scales practical). This property can be stated as follows.

Proposition II.3 (quasi-multiplicativity, [Kes87]). *For any $r_1 \leq r_2 \leq r_3$, one has (both for \mathbb{Z}^2 and \mathbb{T} percolations)*

$$\alpha_4(r_1, r_3) \asymp \alpha_4(r_1, r_2) \alpha_4(r_2, r_3).$$

See [Wer07, Nol09, SS10b] for more details. Note also that the same property holds for the one-arm event. However, this is much easier to prove: it is an easy consequence of the RSW Theorem II.1 and the so-called FKG inequality which says that increasing events are positively correlated. The reader might consider doing this as an exercise.

Chapter III

Sharp thresholds and the critical point for 2-d percolation

1 Monotone functions and the Margulis-Russo formula

The class of so-called monotone functions plays a very central role in this subject.

Definition III.1. A function f is **monotone** if $x \leq y$ (meaning $x_i \leq y_i$ for each i) implies that $f(x) \leq f(y)$. An event is monotone if its indicator function is monotone.

Recall that when the underlying variables are independent with 1 having probability p , we let \mathbb{P}_p and \mathbb{E}_p denote probabilities and expectations.

It is fairly obvious that for f monotone, $\mathbb{E}_p(f)$ should be increasing in p . The Margulis-Russo formula gives us an explicit formula for this (nonnegative) derivative.

Theorem III.1. Let A be an increasing event in Ω_n . Then

$$d(\mathbb{P}_p(A))/dp = \sum_i \mathbf{I}_i^p(A).$$

Proof. Let us allow each variable x_i to have its own parameter p_i and let $\mathbb{P}_{p_1, \dots, p_n}$ and $\mathbb{E}_{p_1, \dots, p_n}$ be the corresponding probability measure and expectation. It suffices to show that

$$\partial(\mathbb{P}_{(p_1, \dots, p_n)}(A))/\partial p_i = \mathbf{I}_i^{(p_1, \dots, p_n)}(A)$$

where the definition of this latter term is clear. WLOG, take $i = 1$. Now

$$\mathbb{P}_{p_1, \dots, p_n}(A) = \mathbb{P}_{p_1, \dots, p_n}(A \setminus \{1 \in \mathcal{P}_A\}) + \mathbb{P}_{p_1, \dots, p_n}(A \cap \{1 \in \mathcal{P}_A\}).$$

The event in the first term is measurable with respect to the other variables and hence the first term does not depend on p_1 while the second term is

$$p_1 \mathbb{P}_{p_2, \dots, p_n}(\{1 \in \mathcal{P}_A\})$$

since $A \cap \{1 \in \mathcal{P}_A\}$ is the event $\{x_1 = 1\} \cap \{1 \in \mathcal{P}_A\}$. □

2 KKL away from the uniform measure case

Recall now Theorem I.2. For sharp threshold results, one needs lower bounds on the total influence not just at the special parameter $1/2$ but at all p .

The following are the two main results concerning the KKL result for general p that we will want to have at our disposal. The proofs of these theorems will be outlined in the exercises in Chapter V.

Theorem III.2 ([BKK⁺92]). *There exists a universal $c > 0$ such that for any Boolean function f mapping Ω_n into $\{0, 1\}$ and, for any p , there exists some i such that*

$$\mathbf{I}_i^p(f) \geq c \text{Var}_p(f) (\log n) / n$$

Theorem III.3 ([BKK⁺92]). *There exists a universal $c > 0$ such that for any Boolean function f mapping Ω_n into $\{0, 1\}$ and for any p ,*

$$\mathbf{I}^p(f) \geq c \text{Var}_p(f) \log(1/\delta_p)$$

where $\delta_p := \max_i \mathbf{I}_i^p(f)$.

3 Sharp thresholds in general : the Friedgut-Kalai Theorem

Theorem III.4 ([FK96]). *There exists a $c_1 < \infty$ such that for any monotone event A on n variables where all the influences are the same, if $\mathbb{P}_{p_1}(A) > \epsilon$, then*

$$\mathbb{P}_{p_1 + \frac{c_1 \log(1/(2\epsilon))}{\log n}}(A) > 1 - \epsilon.$$

Remark III.1. This says that for fixed ϵ , the probability of A moves from below ϵ to above $1 - \epsilon$ in an interval of p of length of order at most $1/\log(n)$. The assumption of equal influences holds for example if the event is invariant under some transitive action, which is often the case. For example, it holds for Example 4 (iterated 3-majority) as well as for any graph property in the context of the random graphs $G(n, p)$.

Proof. Theorem III.2 and all the influences being the same tell us that

$$\mathbf{I}^p(A) \geq c \min\{\mathbb{P}_p(A), 1 - \mathbb{P}_p(A)\} \log n$$

for some $c > 0$. Hence Theorem III.1 yields

$$d(\log(\mathbb{P}_p(A))) / dp \geq c \log n$$

if $\mathbb{P}_p(A) \leq 1/2$. Letting $p^* := p_1 + \frac{\log(1/2\epsilon)}{c \log n}$, an easy computation (using the fundamental theorem of calculus) yields

$$\log(\mathbb{P}_{p^*}(A)) \geq \log(1/2).$$

Next, if $\mathbb{P}_p(A) \geq 1/2$, then

$$d(\log(1 - \mathbb{P}_p(A)))/dp \leq -c \log n$$

from which another application of the fundamental theorem yields

$$\log(1 - P_{p^{**}}(A)) \leq -\log(1/\epsilon)$$

where $p^{**} := p^* + \frac{\log(1/2\epsilon)}{c \log n}$. Letting $c_1 = 2/c$ gives the result. \square

4 The critical point for percolation for \mathbb{Z}^2 and \mathbb{T} is $\frac{1}{2}$

Theorem III.5 ([Kes80]).

$$p_c(\mathbb{Z}^2) = p_c(\mathbb{T}) = \frac{1}{2}.$$

Proof. We first show that $\theta(1/2) = 0$. Let $\text{Ann}(\ell) := [-3\ell, 3\ell] \setminus [-\ell, \ell]$ and C_k be the event that there is a circuit in $\text{Ann}(4^k) + 1/2$ in the dual lattice around the origin consisting of closed edges. The C_k 's are independent and RSW and FKG show that for some $c > 0$, $\mathbb{P}_{1/2}(C_k) \geq c$ for all k . This gives that $\mathbb{P}_{1/2}(C_k \text{ infinitely often}) = 1$ and hence $\theta(1/2) = 0$.

The next key step is a *finite size criterion* which implies percolation and which is interesting in itself. We outline its proof afterwards.

Proposition III.6. (*Finite size criterion*) Let J_n be the event that there is a crossing of a $2n \times (n-2)$ box. For any p , if there exists an n such that

$$\mathbb{P}_p(J_n) \geq .98,$$

then a.s. there exists an infinite cluster.

Assume now that $p_c = 1/2 + \delta$ with $\delta > 0$. Let $I = [1/2, 1/2 + \delta/2]$. Since $\theta(1/2 + \delta/2) = 0$, it is easy to see that the maximum influence over all variables and over all $p \in I$ goes to 0 with n since being pivotal implies the existence of an open path from a neighbor of the given edge to distance $n/2$ away. Next, by RSW, $\inf_n \mathbb{P}_{1/2}(J_n) > 0$. If for all n , $\mathbb{P}_{1/2+\delta/2}(J_n) < .98$, then Theorems III.1 and III.3 would allow us to conclude that the derivative of $\mathbb{P}_p(J_n)$ goes to ∞ uniformly on I as $n \rightarrow \infty$, giving a contradiction. Hence $\mathbb{P}_{1/2+\delta/2}(J_n) \geq .98$ for some n implying, by Proposition III.6, that $\theta(1/2 + \delta/2) > 0$, a contradiction. \square

Outline of proof of Proposition III.6.

The first step is to show that for any p and for any $\epsilon \leq .02$, if $\mathbb{P}_p(J_n) \geq 1 - \epsilon$, then $\mathbb{P}_p(J_{2n}) \geq 1 - \epsilon/2$. The idea is that by FKG and “glueing” one can show that one can cross a $4n \times (n - 2)$ box with probability at least $1 - 5\epsilon$ and hence one obtains that $\mathbb{P}_p(J_{2n}) \geq 1 - \epsilon/2$ since, for this event to fail, it must fail in both the top and bottom halves of the box. It follows that if we place down a sequence of (possibly rotated and translated) boxes of sizes $2^{n+1} \times 2^n$ anywhere, then with probability 1, all but finitely many are crossed. Finally, one can place these boxes down in an intelligent way such that crossing all but finitely many of them necessarily entails the existence of an infinite cluster (see Figure III.1). \square

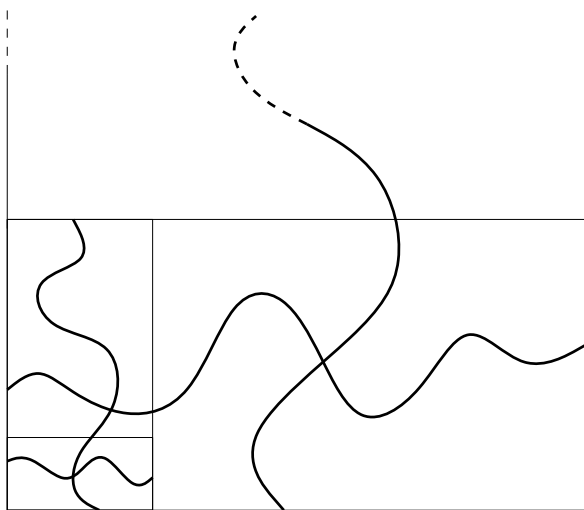


Figure III.1:

5 Further discussion

The Margulis-Russo formula is due independently to Margulis [Mar74] and Russo [Rus81].

The idea to use the results from KKL to show that $p_c = 1/2$ is due to Bollobás and Riordan (see [BR06]). It was understood much earlier that obtaining a sharp threshold was the key step. Kesten (see [Kes80]) showed the necessary sharp threshold by obtaining a lower bound on the expected number of pivotals in a hands on fashion. Russo (see [Rus82]) had developed an earlier weaker, more qualitative, version of KKL and showed how it also sufficed to show that $p_c = 1/2$.

Exercise sheet of Chapter III

Exercise III.1. Develop an alternative proof of the Margulis-Russo formula using classical couplings.

Exercise III.2. Study, as best as you can, what the “threshold windows” are (i.e. where and how long does it take to go from a probability of order ϵ to a probability of order $1 - \epsilon$) in the following examples:

- (a) for **DICT** $_n$
- (b) for **MAJ** $_n$
- (c) for the tribes example
- (d) for the iterated majority example.

Do not rely on [KKL88] type of results, but instead do hands-on computations specific to each case.

Exercise III.3. Write out the details of the proof of Proposition III.6.

Problem III.4 (*What is the “sharpest” monotone event ?*). Show that among all monotone Boolean functions on Ω_n , **MAJ** $_n$ is the one with largest total influence (at $p = 1/2$).

Hint: Use the Margulis-Russo formula.

Exercise III.5. A consequence of Problem III.4 is that the total influence at $p = 1/2$ of any monotone function is at most $O(\sqrt{n})$. A similar argument shows that for any p , there is a constant C_p so that the total influence at level p of any monotone function is at most $C_p\sqrt{n}$. Prove nonetheless that there exists $c > 0$ such for for any n , there exists a monotone function $f = f_n$ and a $p = p_n$ so that the total influence of f at level p is at least cn .

Exercise III.6. Find a monotone function $f : \Omega_n \rightarrow \{0, 1\}$ such that $d(\mathbb{E}_p(f))/dp$ is very large at $p = 1/2$, but nevertheless there is no sharp threshold for f (this means that a large total influence at some value of p is not in general a sufficient condition for sharp threshold).

Chapter IV

Fourier analysis of Boolean functions (first facts)

1 Discrete Fourier analysis and the energy spectrum

It turns out that in order to understand and analyze the concepts previously introduced, which are in some sense purely probabilistic, a critical tool is Fourier analysis on the hypercube.

Recall that we consider our Boolean functions as functions from the hypercube $\Omega_n := \{-1, 1\}^n$ into $\{-1, 1\}$ or $\{0, 1\}$ where Ω_n is endowed with the uniform measure $\mathbb{P} = \mathbb{P}^n = (\frac{1}{2}\delta_{-1} + \frac{1}{2}\delta_1)^{\otimes n}$.

In order to apply Fourier analysis, the natural setup is to enlarge our discrete space of Boolean functions and to consider instead the larger space $L^2(\{-1, 1\}^n)$ of real-valued functions on Ω_n endowed with the inner product:

$$\begin{aligned}\langle f, g \rangle &:= \sum_{x_1, \dots, x_n} 2^{-n} f(x_1, \dots, x_n) g(x_1, \dots, x_n) \\ &= \mathbb{E}[fg] \text{ for all } f, g \in L^2(\Omega_n),\end{aligned}$$

where \mathbb{E} denotes expectation with respect to the uniform measure \mathbb{P} on Ω_n .

For any subset $S \subseteq \{1, 2, \dots, n\}$, let χ_S be the function on $\{-1, 1\}^n$ defined for any $x = (x_1, \dots, x_n)$ by

$$\chi_S(x) := \prod_{i \in S} x_i. \tag{IV.1}$$

(So $\chi_\emptyset \equiv 1$.) It is straightforward (check this!) to see that this family of 2^n functions forms an orthonormal basis of $L^2(\{-1, 1\}^n)$. Thus, any function f on Ω_n (and a fortiori any Boolean function f) can be decomposed as

$$f = \sum_{S \subseteq \{1, \dots, n\}} \hat{f}(S) \chi_S,$$

where $\{\hat{f}(S)\}_{S \subseteq [n]}$ are the so-called Fourier coefficients of f . They are also sometimes called the **Fourier-Walsh** coefficients of f and they satisfy

$$\hat{f}(S) := \langle f, \chi_S \rangle = \mathbb{E}[f \chi_S].$$

Note that $\hat{f}(\emptyset)$ is the average $\mathbb{E}[f]$ and that we have Parseval's formula which states that

$$\mathbb{E}(f^2) = \sum_{S \subseteq \{1, \dots, n\}} \hat{f}^2(S).$$

As in classical Fourier analysis, if f is some Boolean function, its Fourier(-Walsh) coefficients provide information on the “regularity” of f . We will sometimes use the term *spectrum* when referring to the set of Fourier coefficients.

Of course one may find many other orthonormal bases for $L^2(\{-1, 1\}^n)$, but there are many situations for which this particular set of functions $\{\chi_S\}_{S \subseteq \{1, \dots, n\}}$ arises naturally. First of all there is a well-known theory of Fourier analysis on groups, a theory which is particularly simple and elegant on Abelian groups (thus including our special case of $\{-1, 1\}^n$, but also \mathbb{R}/\mathbb{Z} , \mathbb{R} and so on). For Abelian groups, what turns out to be relevant for doing harmonic analysis is the set \hat{G} of **characters** of G (i.e. the group homomorphisms from G to \mathbb{C}^*). In our case of $G = \{-1, 1\}^n$, the characters are precisely our functions χ_S indexed by $S \subseteq \{1, \dots, n\}$ since they satisfy $\chi_S(x \cdot y) = \chi_S(x)\chi_S(y)$. This background is not however needed and we won't talk in these terms.

These functions also arise naturally if one performs simple random walk on the hypercube (equipped with the Hamming graph structure), since they are the eigenfunctions of the corresponding Markov chain (heat kernel) on $\{-1, 1\}^n$. Last but not least, we will see later in this chapter that the basis $\{\chi_S\}$ turns out to be particularly well adapted to our study of noise sensitivity.

We introduce one more concept here without motivation; it will be very well motivated later on in the chapter.

Definition IV.1. For any real-valued function $f : \Omega_n \rightarrow \mathbb{R}$, the **energy spectrum** E_f is defined by

$$E_f(m) := \sum_{|S|=m} \hat{f}(S)^2, \quad \forall m \in \{1, \dots, n\}.$$

2 Examples

First note that, from the Fourier point of view, Dictator and Parity have simple representations since they are χ_1 and $\chi_{[n]}$ respectively. Each of the two corresponding energy spectra are trivially concentrated on 1 point, namely 1 and n .

For Example 3, the Majority function, Bernasconi explicitly computed the Fourier coefficients and when n goes to infinity, one ends up with the following asymptotic

formula for the energy spectrum:

$$E_{\mathbf{MAJ}_n}(m) = \sum_{|S|=m} \widehat{\mathbf{MAJ}_n}(S)^2 = \begin{cases} \frac{4}{\pi m 2^m} \binom{m-1}{\frac{m-1}{2}} + O(m/n) & \text{if } m \text{ is odd,} \\ 0 & \text{if } m \text{ is even.} \end{cases}$$

(The reader may think about why the “even” coefficients are 0.) See [O’D03] for a nice overview and references therein concerning the spectral behavior of the majority function.

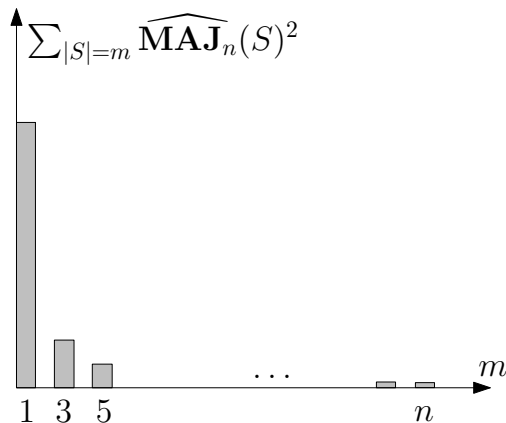


Figure IV.1: Shape of the energy spectrum for the Majority function

Picture IV.1 represents the shape of the energy spectrum of \mathbf{MAJ}_n : its spectrum is concentrated on low frequencies, which is typical of stable functions.

3 Noise sensitivity and stability in terms of the energy spectrum

In this section, we describe the concepts of noise sensitivity and noise stability in terms of the energy spectrum.

The first step is to note that, given any real-valued function $f : \Omega_n \rightarrow \mathbb{R}$, the correlation between $f(\omega)$ and $f(\omega_\epsilon)$ is nicely expressed in terms of the Fourier coefficients of f as follows:

$$\begin{aligned} \mathbb{E}[f(\omega)f(\omega_\epsilon)] &= \mathbb{E}\left[\left(\sum_{S_1} \hat{f}(S_1)\chi_{S_1}(\omega)\right)\left(\sum_{S_2} \hat{f}(S_2)\chi_{S_2}(\omega_\epsilon)\right)\right] \\ &= \sum_S \hat{f}(S)^2 \mathbb{E}[\chi_S(\omega)\chi_S(\omega_\epsilon)] \\ &= \sum_S \hat{f}(S)^2 (1 - \epsilon)^{|S|}. \end{aligned} \tag{IV.2}$$

Moreover, we immediately obtain

$$\text{Cov}(f(\omega), f(\omega_\epsilon)) = \sum_{m=1}^n E_f(m)(1 - \epsilon)^m. \quad (\text{IV.3})$$

Note that either of the last two expressions tell us that $\text{Cov}(f(\omega), f(\omega_\epsilon))$ is nonnegative and decreasing in ϵ . Also, we see that the “level of noise sensitivity” of a Boolean function is naturally encoded in its energy spectrum. It is now an easy exercise to prove the following proposition.

Proposition IV.1 ([BKS99]). *A sequence of Boolean functions $f_n : \{-1, 1\}^{m_n} \rightarrow \{0, 1\}$ is noise sensitive if and only if, for any $k \geq 1$,*

$$\sum_{m=1}^k \sum_{|S|=m} \hat{f}_n(S)^2 = \sum_{m=1}^k E_{f_n}(m) \xrightarrow{n \rightarrow \infty} 0.$$

Moreover, (I.1) holding does not depend on the value of $\epsilon \in (0, 1)$ chosen.

There is a similar spectral description of noise stability which, given (IV.2), is an easy exercise.

Proposition IV.2 ([BKS99]). *A sequence of Boolean functions $f_n : \{-1, 1\}^{m_n} \rightarrow \{0, 1\}$ is noise stable if and only if, for any $\epsilon > 0$, there exists k such that for all n ,*

$$\sum_{m=k}^{\infty} \sum_{|S|=m} \hat{f}_n(S)^2 = \sum_{m=k}^{\infty} E_{f_n}(m) < \epsilon.$$

So, as argued in the introduction, a function of “high frequency” will be sensitive to noise while a function of “low frequency” will be stable.

4 Link between the spectrum and influence

In this section, we relate the notion of influence with that of the spectrum.

Proposition IV.3. *If $f : \Omega_n \rightarrow \{0, 1\}$, then for all k ,*

$$\mathbf{I}_k(f) = 4 \sum_{S:k \in S} \hat{f}(S)^2$$

and

$$\mathbf{I}(f) = 4 \sum_S |S| \hat{f}(S)^2.$$

Proof. If $f : \Omega_n \rightarrow \mathbb{R}$, we introduce the functions

$$\nabla_k f : \begin{cases} \Omega_n & \rightarrow \mathbb{R} \\ \omega & \mapsto f(\omega) - f(\sigma_k(\omega)) \end{cases} \quad \text{for all } k \in [n],$$

where σ_k acts on Ω_n by flipping the k^{th} bit (thus $\nabla_k f$ corresponds to a discrete derivative along the k^{th} bit).

Observe that

$$\nabla_k f(\omega) = \sum_{S \subseteq \{1, \dots, n\}} \hat{f}(S) [\chi_S(\omega) - \chi_S(\sigma_k(\omega))] = \sum_{S \subseteq \{1, \dots, n\}, k \in S} 2\hat{f}(S) \chi_S(\omega),$$

from which it follows that for any $S \subseteq [n]$,

$$\widehat{\nabla_k f}(S) = \begin{cases} 2\hat{f}(S) & \text{if } k \in S \\ 0 & \text{otherwise} \end{cases} \quad (\text{IV.4})$$

Clearly, if f maps into $\{0, 1\}$, then $\mathbf{I}_k(f) := \|\nabla_k f\|_1$ and since $\nabla_k f$ takes values in $\{-1, 0, 1\}$ in this case, we have $\|\nabla_k f\|_1 = \|\nabla_k f\|_2^2$. Applying Parseval's formula to $\nabla_k f$ and using (IV.4), one obtains the first statement of the proposition. The second is obtained by summing over k and exchanging the order of summation. \square

Remark IV.1. If f maps into $\{-1, 1\}$ instead, then one can easily check that $\mathbf{I}_k(f) = \sum_{S: k \in S} \hat{f}(S)^2$ and $\mathbf{I}(f) = \sum_S |S| \hat{f}(S)^2$.

5 Monotone functions and their spectrum

It turns out that for monotone functions, there is an alternative useful spectral description of the influences.

Proposition IV.4. *If $f : \Omega_n \rightarrow \{0, 1\}$ is monotone, then for all k*

$$\mathbf{I}_k(f) = 2\hat{f}(\{k\})$$

If f maps into $\{-1, 1\}$ instead, then one has that $\mathbf{I}_k(f) = \hat{f}(\{k\})$. (Observe that Parity shows that the assumption of monotonicity is needed here; note also that the proof shows that the weaker result with $=$ replaced by \geq holds in general.)

Proof. We prove only the first statement; the second is proved in the same way.

$$\hat{f}(\{k\}) := \mathbb{E}[f \chi_{\{k\}}] = \mathbb{E}[f \chi_{\{k\}} I_{\{k \notin \mathcal{P}\}}] + \mathbb{E}[f \chi_{\{k\}} I_{\{k \in \mathcal{P}\}}]$$

It is easily seen that the first term is 0 (independent of whether f is monotone or not) and the second term is $\frac{\mathbf{I}_k(f)}{2}$ due to monotonicity. \square

Remark IV.2. This tells us that, for monotone functions mapping into $\{-1, 1\}$, the sum in Theorem I.5 is exactly the total weight of the level 1 Fourier coefficients, that is, the energy spectrum at 1, $E_f(1)$. (If we map into $\{0, 1\}$ instead, there is simply an extra irrelevant factor of 4.) So Theorem I.5 and Propositions IV.1 and IV.4 imply that for monotone functions, if the energy spectrum at 1 goes to 0, then this is true for any fixed level. In addition, Propositions IV.1 (with $k = 1$) and IV.4 easily imply that for monotone functions the converse of Theorem I.5 holds.

Another application of Proposition IV.4 gives a general upper bound for the total influence for monotone functions.

Proposition IV.5. *If $f : \Omega_n \rightarrow \{-1, 1\}$ or $\{0, 1\}$ is monotone, then*

$$\mathbf{I}(f) \leq \sqrt{n}.$$

Proof. If the image is $\{-1, 1\}$, then by Proposition IV.4, we have

$$\mathbf{I}(f) = \sum_{k=1}^n \mathbf{I}_k(f) = \sum_{k=1}^n \hat{f}(\{k\}).$$

By the Cauchy-Schwarz inequality, this is at most $(\sum_{k=1}^n \hat{f}^2(\{k\}))^{1/2} \sqrt{n}$. By Parseval's formula, the first term is at most 1 and we are done. If the image is $\{0, 1\}$, the above proof can easily be modified or one can deduce it from the first case since the total influence of the corresponding ± 1 -valued function is the same. \square

Remark IV.3. The above result with some universal c on the right hand side follows (for odd n) from an earlier exercise showing that Majority has the largest influence together with the known influences for Majority. However, the above argument yields a more direct proof of the \sqrt{n} bound.

Exercise sheet of chapter IV

Exercise IV.1. Prove the discrete Poincaré inequality, Theorem I.1, using the spectrum.

Exercise IV.2. Compute the Fourier coefficients for the indicator function that there are all 1's.

Exercise IV.3. Show that all even size Fourier coefficients for the Majority function are 0. Can you extend this result to a broader class of Boolean functions?

Exercise IV.4. For the Majority function \mathbf{MAJ}_n , find the limit (as the number of voters n goes to infinity) of the following quantity (total weight of the level-3 Fourier coefficients)

$$E_{\mathbf{MAJ}_n}(3) := \sum_{|S|=3} \widehat{\mathbf{MAJ}_n}(S)^2.$$

Exercise IV.5. Let $\{f_n\}$ be a sequence of Boolean functions which is noise sensitive and $\{g_n\}$ be a sequence of Boolean functions which is noise stable. Show that $\{f_n\}$ and $\{g_n\}$ are asymptotically uncorrelated.

Exercise IV.6 (Another equivalent definition of noise sensitivity). Assume that $\{A_n\}$ is a noise sensitive sequence. (This of course means that the indicator functions of these events is a noise sensitive sequence.)

- (a) Show for each $\epsilon > 0$, we have that $\mathbb{P}[\omega_\epsilon \in A_n \mid \omega] - \mathbb{P}[A_n]$ approaches 0 in probability.
Hint: use the Fourier representation.
- (b) Can you show the above implication without using the Fourier representation?
- (c) Discuss if this implication is surprising.
- (d) Show that the condition in part (a) implies that the sequence is noise sensitive directly without the Fourier representation.

Exercise IV.7. How does the spectrum of a generic Boolean function look? Use this to give an alternative answer to the question asked in problem I.14 of Chapter I.

Exercise IV.8. (*Open exercise*). For Boolean functions, can one have ANY (reasonable) shape of the energy spectrum or are there restrictions?

For the next exercises, we introduce the following functional which measures the stability of Boolean functions. For any Boolean function $f : \Omega_n \rightarrow \{-1, 1\}$, let

$$\mathbb{S}_f : \epsilon \mapsto \mathbb{P}[f(\omega) \neq f(\omega_\epsilon)].$$

Obviously, the smaller \mathbb{S}_f is, the more stable f is.

Exercise IV.9. Express the functional \mathbb{S}_f in terms of the Fourier expansion of f .

By a **balanced** Boolean function, we mean one which takes its two possible values each with probability $1/2$.

Exercise IV.10. Among balanced Boolean functions, does there exist some function f^* which is “stablest” in the sense that for any balanced Boolean function f and any $\epsilon > 0$,

$$\mathbb{S}_{f^*}(\epsilon) \leq \mathbb{S}_f(\epsilon) ?$$

If yes, describe the set of these extremal functions and prove that these are the only ones.

Problem IV.11. In this problem, we wish to understand the asymptotic shape of the energy spectrum for \mathbf{MAJ}_n .

(a) Show that for all $\epsilon \geq 0$,

$$\lim_{n \rightarrow \infty} \mathbb{S}_{\mathbf{MAJ}_n}(\epsilon) = \frac{1}{2} - \frac{\arcsin(1 - \epsilon)}{\pi} = \frac{\arccos(1 - \epsilon)}{\pi}.$$

Hint: The relevant limit is easily expressed as the probability that a certain 2-dimensional Gaussian variable (with a particular correlation structure) falls in a certain area of the plane. One can write down the corresponding density function and this probability as an explicit integral but this integral does not seem so easy to evaluate. However, this Gaussian probability can be computed directly by representing the joint distribution in terms of two independent Gaussians.

Note that the above limit immediately implies that for $f_n = \mathbf{MAJ}_n$,

$$\lim_{n \rightarrow \infty} \mathbb{E}(f_n(\omega)f_n(\omega_\epsilon)) = \frac{2 \arcsin(1 - \epsilon)}{\pi}.$$

(b) Deduce from (a) and the Taylor expansion for $\arcsin(x)$ the limiting value, as $n \rightarrow \infty$ of $E_{\mathbf{MAJ}_n}(k) = \sum_{|S|=k} \widehat{\mathbf{MAJ}_n}(S)^2$ for all $k \geq 1$. Check that the answer is consistent with the values obtained earlier for $k = 1$ and $k = 3$ (Exercise IV.4).

Chapter V

Hypercontractivity and its applications

In this lecture, we will prove the main theorems about influences stated in Chapter I. As we will see, these proofs rely on techniques imported from harmonic analysis, in particular *hypercontractivity*. As we will see later in this chapter and in Chapter VII, these types of proofs extend to other contexts which will be of interest to us: noise sensitivity and sub-Gaussian fluctuations.

1 Heuristics of proofs

All the subsequent proofs which will be based on *hypercontractivity* will have more or less the same flavor. Let us now explain in the particular case of Theorem I.2 what the overall scheme of the proof is.

Recall that we want to prove that there exists a universal constant $c > 0$ such that for any function $f : \Omega_n \rightarrow \{0, 1\}$, one of its variables has influence at least $c \frac{\log n \operatorname{Var}(f)}{n}$.

Let f be a Boolean function. Suppose all its influences $\mathbf{I}_k(f)$ are “small” (this would need to be made quantitative). This means that $\nabla_k f$ must have small support. Using the intuition coming from the Weyl-Heisenberg uncertainty, $\widehat{\nabla_k f}$ should then be quite spread out in the sense that most of its spectral mass should be concentrated on high frequencies.

This intuition, which is still vague at this point, says that having small influences pushes the spectrum of $\nabla_k f$ towards high frequencies. Now, summing up as we did in Section 4 of Chapter IV, but restricting ourselves only to frequencies S of size smaller than some large (well-chosen) $1 \ll M \ll n$, one easily obtains

$$\begin{aligned}
\sum_{0 < |S| < M} \hat{f}(S)^2 &\leq 4 \sum_{0 < |S| < M} |S| \hat{f}(S)^2 \\
&= \sum_k \sum_{0 < |S| < M} \widehat{\nabla_k f}(S)^2 \\
&\ll \sum_k \|\widehat{\nabla_k f}\|_2^2 \\
&= \mathbf{I}(f),
\end{aligned} \tag{V.1}$$

where, in the third line, we used the informal statement that $\widehat{\nabla_k f}$ should be supported on high frequencies if f has small influences. Now recall (or observe) that

$$\sum_{|S| > 0} \hat{f}(S)^2 = \text{Var}(f).$$

Therefore, in the above equation (V.1), if we are in the case where a positive fraction of the Fourier mass of f is concentrated below M , then (V.1) says that $\mathbf{I}(f)$ is much larger than $\text{Var}(f)$. In particular, at least one of the influences has to be “large”. If, on the other hand, we are in the case where most of the spectral mass of f is supported on frequencies of size higher than M , then we also obtain that $\mathbf{I}(f)$ is large by using the formula:

$$\mathbf{I}(f) = 4 \sum_S |S| \hat{f}(S)^2.$$

Remark V.1. Note that these heuristics suggest that there is a subtle balance between $\sum_k \mathbf{I}_k(f) = \mathbf{I}(f)$ and $\sup_k \mathbf{I}_k(f)$. Namely, if influences are all small (i.e. $\|\cdot\|_\infty$ is small), then their sum on the other hand has to be “large”. The right balance is exactly quantified by Theorem I.3.

Of course it now remains to convert the above sketch into a proof. The main difficulty in the above program is to obtain quantitative spectral information on functions with values in $\{-1, 0, 1\}$ knowing that they have small support. This is done ([KKL88]) using techniques imported from harmonic analysis, namely hypercontractivity.

2 About hypercontractivity

First, let us state what hypercontractivity corresponds to. Let $(K_t)_{t \geq 0}$ be the heat kernel on \mathbb{R}^n . Hypercontractivity is a statement which quantifies how functions are regularized under the heat flow. The statement, which goes back to a number of authors, can be simply stated as follows:

Theorem V.1 (Hypercontractivity). *Consider \mathbb{R}^n with standard Gaussian measure. If $1 < q < 2$, there is some $t = t(q) > 0$ (which does not depend on the dimension n) such that for any $f \in L^q(\mathbb{R}^n)$,*

$$\|K_t * f\|_2 \leq \|f\|_q.$$

The dependence $t = t(q)$ is explicit but will not concern us in the Gaussian case. Hypercontractivity is thus a regularization statement: if one starts with some initial “rough” L^q function f outside of L^2 and waits long enough ($t(q)$) under the heat flow, then we end up being in L^2 with a good control on its L^2 norm. We will not prove nor use Theorem V.1.

This concept has an interesting history as is nicely explained in O’Donnell’s lecture notes (see [O’D]). It was originally invented by Nelson in [Nel66] where he needed regularization estimates on Free fields (which are the building blocks of quantum field theory) in order to apply these in “constructive field theory”. It was then generalized by Gross in his elaboration of logarithmic Sobolev inequalities ([Gro75]), which is an important tool in analysis. Hypercontractivity is intimately related to these Log-Sobolev inequalities and thus has many applications in the theory of Semigroups, mixing of Markov chains and other topics.

We now state the result in the case which concerns us, namely the hypercube. For any $\rho \in [0, 1]$, let T_ρ be the following **noise operator** on the set of functions on the hypercube: recall from Chapter I that if $\omega \in \Omega_n$, we denote by ω_ϵ an ϵ -noised configuration of ω . For any $f : \Omega_n \rightarrow \mathbb{R}$, we define $T_\rho f : \omega \mapsto \mathbb{E}[f(\omega_{1-\rho}) \mid \omega]$. This noise operator acts in a very simple way on the Fourier coefficients, as the reader can check:

$$T_\rho : f = \sum_S \hat{f}(S) \chi_S \mapsto \sum_S \rho^{|S|} \hat{f}(S) \chi_S.$$

We have the following analogue of Theorem V.1

Theorem V.2 (Bonami-Gross-Beckner). *For any $f : \Omega_n \rightarrow \mathbb{R}$ and any $\rho \in [0, 1]$,*

$$\|T_\rho f\|_2 \leq \|f\|_{1+\rho^2}.$$

The analogy with the classical result V.1 is clear: the heat flow is replaced here by the random walk on the hypercube. You can find the proof of Theorem V.2 in the appendix attached to the present chapter.

Remark V.2. The term *hypercontractive* refers here to the fact that one has an operator which maps L^q into L^2 ($q < 2$), which is a contraction.

Before going into the detailed proof of Theorem I.2, let us see why Theorem V.2 provides us with the type of spectral information we need. In the above sketch, we assumed that all influences were small. This can be written as

$$\mathbf{I}_k(f) = \|\nabla_k f\|_1 = \|\nabla_k f\|_2^2 \ll 1,$$

for any $k \in [n]$. Now if one applies the hypercontractive estimate to these functions $\nabla_k f$ for some fixed $0 < \rho < 1$, we obtain that

$$\|T_\rho(\nabla_k f)\|_2 \leq \|\nabla_k f\|_{1+\rho^2} = \|\nabla_k f\|_2^{2/(1+\rho^2)} \ll \|\nabla_k f\|_2 \quad (\text{V.2})$$

where, for the equality, we used once again that $\nabla_k f \in \{-1, 0, 1\}$. After squaring, this gives on the Fourier side,

$$\sum_S \rho^{2|S|} \widehat{\nabla_k f}(S)^2 \ll \sum_S \widehat{\nabla_k f}(S)^2.$$

This shows (under the assumption that $\mathbf{I}_k(f)$ is small) that the spectrum of $\nabla_k f$ is indeed mostly concentrated on high frequencies.

Remark V.3. We point out that Theorem V.2 in fact tells us that any function with small support has its frequencies concentrated on large sets as follows. It is easy to see that given any $p < 2$, if a function h on a probability space has very small support, then its L_p norm is much smaller than its L_2 norm. Using Theorem V.2, we would then have for such a function that

$$\|T_\rho(h)\|_2 \leq \|h\|_{1+\rho^2} \ll \|h\|_2,$$

yielding that

$$\sum_S \rho^{2|S|} \widehat{h}(S)^2 \ll \sum_S \widehat{h}(S)^2$$

which can only occur if h has its frequencies concentrated on large sets. From this point of view, one also sees that under the small influence assumption, one did not actually need the third term in (V.2) in the above outline.

3 Proof of the KKL Theorems on the influences of Boolean functions

We will start by proving Theorem I.2, and then Theorem I.3. In fact, it turns out that one can recover Theorem I.2 directly from Theorem I.3; see the exercises. Nevertheless, since the proof of Theorem I.2 is slightly simpler, we start with this one.

3.1 Proof of Theorem I.2

Let $f : \Omega_n \rightarrow \{0, 1\}$. Recall that we want to show that there is some $k \in [n]$ such that

$$\mathbf{I}_k(f) \geq c \operatorname{Var}(f) \frac{\log n}{n}, \tag{V.3}$$

for some universal constant $c > 0$.

We divide the analysis into the following two cases.

Case 1:

Suppose that there is some $k \in [n]$ such that $\mathbf{I}_k(f) \geq n^{-3/4} \operatorname{Var}(f)$. Then the bound V.3 is clearly satisfied for a small enough $c > 0$.

Case 2:

Now, if f does not belong to the first case, this means that for all $k \in [n]$,

$$\mathbf{I}_k(f) = \|\nabla_k f\|_2^2 \leq \text{Var}(f)n^{-3/4}. \quad (\text{V.4})$$

Following the above heuristics, we will show that under this assumption, most of the Fourier spectrum of f is supported on high frequencies. Let $M \geq 1$, whose value will be chosen later. We wish to bound from above the bottom part (up to M) of the Fourier spectrum of f .

$$\begin{aligned} \sum_{1 \leq |S| \leq M} \hat{f}(S)^2 &\leq \sum_{1 \leq |S| \leq M} |S| \hat{f}(S)^2 \\ &\leq 2^{2M} \sum_{|S| \geq 1} (1/2)^{2|S|} |S| \hat{f}(S)^2 \\ &= \frac{1}{4} 2^{2M} \sum_k \|T_{1/2}(\nabla_k f)\|_2^2, \end{aligned}$$

(see Section 4 of Chapter IV). Now by applying hypercontractivity (Theorem V.2) with $\rho = 1/2$ to the above sum, we obtain

$$\begin{aligned} \sum_{1 \leq |S| \leq M} \hat{f}(S)^2 &\leq \frac{1}{4} 2^{2M} \sum_k \|\nabla_k f\|_{5/4}^2 \\ &\leq 2^{2M} \sum_k \mathbf{I}_k(f)^{8/5} \\ &\leq 2^{2M} n \text{Var}(f)^{8/5} n^{-\frac{3}{4} \cdot \frac{8}{5}} \\ &\leq 2^{2M} n^{-1/5} \text{Var}(f), \end{aligned}$$

where we used the assumption V.4 and the obvious fact that $\text{Var}(f)^{8/5} \leq \text{Var}(f)$ (recall $\text{Var}(f) \leq 1$ since f is Boolean). Now with $M := \lfloor \frac{1}{20} \log_2 n \rfloor$, this gives

$$\sum_{1 \leq |S| \leq \frac{1}{20} \log_2 n} \hat{f}(S)^2 \leq n^{1/10-1/5} \text{Var}(f) = n^{-1/10} \text{Var}(f).$$

This shows that under our above assumption, most of the Fourier spectrum is concentrated above $\Omega(\log n)$. We are now ready to conclude:

$$\begin{aligned}
\sup_k \mathbf{I}_k(f) &\geq \frac{\sum_k \mathbf{I}_k(f)}{n} = \frac{4 \sum_{|S| \geq 1} |S| \hat{f}(S)^2}{n} \\
&\geq \frac{1}{n} \left[\sum_{|S| > M} |S| \hat{f}(S)^2 \right] \\
&\geq \frac{M}{n} \left[\sum_{|S| > M} \hat{f}(S)^2 \right] \\
&= \frac{M}{n} \left[\text{Var}(f) - \sum_{1 \leq |S| \leq M} \hat{f}(S)^2 \right] \\
&\geq \frac{M}{n} \text{Var}(f) [1 - n^{-1/10}] \\
&\geq c_1 \text{Var}(f) \frac{\log n}{n},
\end{aligned}$$

with $c_1 = \frac{1}{20 \log 2} (1 - 2^{-1/10})$. By combining with the constant given in case 1, this completes the proof. \square

Remark V.4. We did not try here to optimize the proof in order to find the best possible universal constant $c > 0$. Note though, that even without optimizing at all, the constant we obtain is not that bad.

3.2 Proof of Theorem I.3

We now proceed to the proof of the stronger result, Theorem I.3, which states that there is a universal constant $c > 0$ such that for any $f : \Omega_n \rightarrow \{0, 1\}$,

$$\|\mathbf{I}(f)\| = \|\mathbf{Inf}(f)\|_1 \geq c \text{Var}(f) \log \frac{1}{\|\mathbf{Inf}(f)\|_\infty}.$$

The strategy is very similar. Let $f : \Omega_n \rightarrow \{0, 1\}$ and let $\delta := \|\mathbf{Inf}(f)\|_\infty = \sup_k \mathbf{I}_k(f)$. Assume for the moment that $\delta \leq 1/1000$. As in the above proof, we start by bounding the bottom part of the spectrum up to some integer M (whose value will be fixed later). Exactly in the same way as above, one has

$$\begin{aligned}
\sum_{1 \leq |S| \leq M} \hat{f}(S)^2 &\leq 2^{2M} \sum_k \mathbf{I}_k(f)^{8/5} \\
&\leq 2^{2M} \delta^{3/5} \sum_k \mathbf{I}_k(f) = 2^{2M} \delta^{3/5} \mathbf{I}(f).
\end{aligned}$$

Now,

$$\begin{aligned} \text{Var}(f) &= \sum_{|S| \geq 1} \hat{f}(S)^2 \leq \sum_{1 \leq |S| \leq M} \hat{f}(S)^2 + \frac{1}{M} \sum_{|S| > M} |S| \hat{f}(S)^2 \\ &\leq \left[2^{2M} \delta^{3/5} + \frac{1}{M} \right] \mathbf{I}(f). \end{aligned}$$

Choose $M := \frac{3}{10} \log_2(\frac{1}{\delta}) - \frac{1}{2} \log_2 \log_2(\frac{1}{\delta})$. Since $\delta < 1/1000$, it is easy to check that $M \geq \frac{1}{10} \log_2(1/\delta)$ which leads us to

$$\text{Var}(f) \leq \left[\frac{1}{\log_2(1/\delta)} + \frac{10}{\log_2(1/\delta)} \right] \mathbf{I}(f) \tag{V.5}$$

which gives

$$\mathbf{I}(f) = \|\mathbf{Inf}(f)\|_1 \geq \frac{1}{11 \log 2} \text{Var}(f) \log \frac{1}{\|\mathbf{Inf}(f)\|_\infty}.$$

This gives us the result for $\delta \leq 1/1000$.

Next the discrete Poincaré inequality, which says that $\mathbf{I}(f) \geq \text{Var}(f)$, tells us that the claim is true for $\delta \geq 1/1000$ if we take c to be $1/\log 1000$. Since this is larger than $\frac{1}{11 \log 2}$, we obtain the result with the constant $c = \frac{1}{11 \log 2}$. \square

4 KKL away from the uniform measure

In Chapter III (on sharp thresholds), we needed an extension of the above KKL Theorems to the p -biased measures $\mathbb{P}_p = (p\delta_1 + (1-p)\delta_{-1})^{\otimes n}$. These extensions are respectively Theorems III.2 and III.3.

A first natural idea in order to extend the above proofs would be to extend the hypercontractive estimate (Theorem V.2) to these p -biased measures \mathbb{P}_p . This extension of Bonami-Gross-Beckner is possible, but it turns out that the control it gives gets worse near the edges (p close to 0 or 1). This is problematic since both in Theorems III.2 and III.3, we need bounds which are uniform in $p \in [0, 1]$.

Hence, one needs a different approach to extend the KKL Theorems. A nice approach was provided in [BKK⁺92], where they prove the following general theorem.

Theorem V.3 ([BKK⁺92]). *There exists a universal $c > 0$ such that for any measurable function $f : [0, 1]^n \rightarrow \{0, 1\}$, there exists a variable k such that*

$$\mathbf{I}_k(f) \geq c \text{Var}(f) \frac{\log n}{n}.$$

Here the ‘continuous’ hypercube is endowed with the uniform (Lebesgue) measure and for any $k \in [n]$, $\mathbf{I}_k(f)$ denotes the probability that f is not almost-surely constant on the fiber given by $(x_i)_{i \neq k}$.

In other words,

$$\mathbf{I}_k(f) = \mathbb{P}[\text{Var}(f(x_1, \dots, x_n) \mid x_i, i \neq k) > 0].$$

It is clear how to obtain Theorem III.2 from the above theorem. If $p \in [0, 1]$ and $f : \Omega_n \rightarrow \{0, 1\}$, consider $\bar{f}_p : [0, 1]^n \rightarrow \{0, 1\}$ defined by

$$\bar{f}_p(x_1, \dots, x_n) = f((1_{x_i < p} - 1_{x_i \geq p})_{i \in [n]}).$$

Friedgut noticed in [Fri04] that one can recover Theorem V.3 from Theorem III.2. The first idea is to use a symmetrization argument in such a way that the problem reduces to the case of monotone functions. Then, the main idea is to approximate the uniform measure on $[0, 1]$ by the dyadic random variable

$$X_M : (x_1, \dots, x_M) \in \{-1, 1\}^M \mapsto \sum_{m=1}^M \frac{x_m + 1}{2} 2^{-m}.$$

One can then approximate $f : [0, 1]^n \rightarrow \{0, 1\}$ by the Boolean function \hat{f}_M defined on $\{-1, 1\}^{M \times n}$ by

$$\hat{f}_M(x_1^1, \dots, x_M^1, \dots, x_1^n, \dots, x_M^n) := f(X_M^1, \dots, X_M^n).$$

Still (as mentioned in the above heuristics) this proof requires two technical steps: a monotone procedure and an ‘‘approximation’’ step (going from f to \hat{f}_M). Since in our applications to sharp thresholds we used Theorems III.2 and III.3 only in the case of monotone functions, for the sake of simplicity we will not present the monotone procedure in these notes.

Furthermore, it turns out that for our specific needs (the applications in Chapter III), we do not need to deal with the approximation part either. The reason is that for any Boolean function f , the function $p \mapsto \mathbf{I}_k^p(f)$ is continuous. Hence it is enough to obtain uniform bounds on $\mathbf{I}_k^p(f)$ for dyadic values of p (i.e. $p \in \{m2^{-M}\} \cap [0, 1]$).

See the exercises for the proof of Theorems III.2 and III.3 when f is assumed to be monotone (problem V.4).

Remark V.5. We mentioned above that generalizing hypercontractivity would not allow us to obtain uniform bounds (with p taking any value in $[0, 1]$) on the influences. It should be noted though that Talagrand obtained ([Tal94]) results similar to Theorems III.2 and III.3 by somehow generalizing hypercontractivity, but along a different line. Finally, let us point out that both Talagrand ([Tal94]) and Friedgut and Kalai ([FK96]) obtain sharper versions of Theorems III.2 and III.3 where the constant $c = c_p$ in fact improves (i.e. blows up) near the edges.

5 The noise sensitivity theorem

In this section, we prove the milestone Theorem I.5 from [BKS99]. Before recalling what the statement is, let us define the following functional on Boolean functions. For any $f : \Omega_n \rightarrow \{0, 1\}$, let

$$\mathbf{H}(f) := \sum_k \mathbf{I}_k(f)^2 = \|\mathbf{Inf}(f)\|_2^2.$$

Recall the Benjamini-Kalai-Schramm Theorem.

Theorem V.4 ([BKS99]). *Consider a sequence of Boolean functions $f_n : \Omega_{m_n} \rightarrow \{0, 1\}$. If*

$$\mathbf{H}(f_n) = \sum_{k=1}^{m_n} \mathbf{I}_k(f)^2 \rightarrow 0$$

as $n \rightarrow \infty$, then $\{f_n\}_n$ is noise sensitive.

We will in fact prove this theorem under a stronger condition, namely that $\mathbf{H}(f_n) \leq (m_n)^{-\delta}$ for some exponent $\delta > 0$. Without this assumption of “polynomial decay” on $\mathbf{H}(f_n)$, the proof is more technical and relies on estimates obtained by Talagrand. See the remark at the end of this proof. For our application to the *noise sensitivity of percolation* (see Chapter VI), this stronger assumption will be satisfied and hence we stick to this simpler case in these notes.

The assumption of polynomial decay in fact enables us to prove the following more quantitative result.

Proposition V.5 ([BKS99]). *For any $\delta > 0$, there exists a constant $M = M(\delta) > 0$ such that if $f_n : \Omega_{m_n} \rightarrow \{0, 1\}$ is any sequence of Boolean functions satisfying*

$$\mathbf{H}(f_n) \leq (m_n)^{-\delta},$$

then

$$\sum_{1 \leq |S| \leq M \log(m_n)} \widehat{f}_n(S)^2 \rightarrow 0.$$

Using Proposition IV.1, this proposition obviously implies Theorem I.5 when $\mathbf{H}(f_n)$ decays as assumed. Furthermore, this gives a quantitative “logarithmic” control on the noise sensitivity of such functions.

Proof. The strategy will be very similar to the one used in the KKL Theorems (even though the goal is very different). The main difference here is that the regularization term ρ used in the hypercontractive estimate must be chosen in a more delicate way than in the proofs of KKL results (where we simply took $\rho = 1/2$).

Let $M > 0$ be a constant whose value will be chosen later.

$$\begin{aligned}
\sum_{1 \leq |S| \leq M \log(m_n)} \widehat{f}_n(S)^2 &\leq 4 \sum_{1 \leq |S| \leq M \log(m_n)} |S| \widehat{f}_n(S)^2 = \sum_k \sum_{1 \leq |S| \leq M \log(m_n)} \widehat{\nabla_k f_n}(S)^2 \\
&\leq \sum_k \left(\frac{1}{\rho^2}\right)^{M \log(m_n)} \|T_\rho(\nabla_k f_n)\|_2^2 \\
&\leq \sum_k \left(\frac{1}{\rho^2}\right)^{M \log(m_n)} \|\nabla_k f_n\|_{1+\rho^2}^2.
\end{aligned}$$

by Theorem V.2.

Now, since f_n is Boolean, one has $\|\nabla_k f_n\|_{1+\rho^2} = \|\nabla_k f_n\|_2^{2/(1+\rho^2)}$, hence

$$\begin{aligned}
\sum_{0 < |S| < M \log(m_n)} \widehat{f}_n(S)^2 &\leq \rho^{-2M \log(m_n)} \sum_k \|\nabla_k f_n\|_2^{4/(1+\rho^2)} = \rho^{-2M \log(m_n)} \sum_k \mathbf{I}_k(f_n)^{2/(1+\rho^2)} \\
&\leq \rho^{-2M \log(m_n)} (m_n)^{\rho^2/(1+\rho^2)} \left(\sum_k \mathbf{I}_k(f_n)^2\right)^{\frac{1}{1+\rho^2}} \quad (\text{by Hölder}) \\
&= \rho^{-2M \log(m_n)} (m_n)^{\rho^2/(1+\rho^2)} \mathbf{H}(f_n)^{\frac{1}{1+\rho^2}} \\
&\leq \rho^{-2M \log(m_n)} (m_n)^{\frac{\rho^2-\delta}{1+\rho^2}}.
\end{aligned}$$

Now by choosing $\rho \in (0, 1)$ close enough to 0, and then by choosing $M = M(\delta)$ small enough, we obtain the desired logarithmic noise sensitivity. \square

We now give some indications of the proof of Theorem I.5 in the general case.

Recall that Theorem I.5 is true independently of the speed of convergence of $\mathbf{H}(f_n) = \sum_k \mathbf{I}_k(f_n)^2$. The proof of this general result is a bit more involved than the one we gave here. The main lemma is as follows:

Lemma V.6 ([BKS99]). *There exist absolute constants C_k such that for any monotone Boolean function f and for any $k \geq 2$, one has*

$$\sum_{|S|=k} \widehat{f}(S)^2 \leq C_k \mathbf{H}(f) (-\log \mathbf{H}(f))^{k-1}.$$

This lemma ‘‘mimics’’ a result from Talagrand’s [Tal96]. Indeed, Proposition 2.3 in [Tal96] can be translated as follows: for any monotone Boolean function f , its level-2 Fourier weight (i.e. $\sum_{|S|=2} \widehat{f}(S)^2$) is bounded by $O(1)\mathbf{H}(f) \log(1/\mathbf{H}(f))$. Lemma V.6 obviously implies Theorem I.5 in the monotone case, while the general case can be deduced by a monotone procedure. It is worth pointing out that hypercontractivity is used in the proof of this lemma.

Appendix: proof of hypercontractivity

The purpose of this appendix is to show that we are not using a giant “hammer” but rather that this needed inequality arising from Fourier analysis is understandable from first principles. In fact, historically, the proof by Gross of the Gaussian case first looked at the case of the hypercube and so we have the tools to obtain the Gaussian case should we want to. Before starting the proof, observe that for $\rho = 0$ (where 0^0 is defined to be 1), this simply reduces to $|\int f| \leq \int |f|$.

Proof of Theorem V.2.

0.1 Tensorization

In this first subsection, we show that it is sufficient, via a tensorization procedure, that the result holds for $n = 1$ in order for us to be able to conclude by induction the result for all n .

The key step of the argument is the following lemma.

Lemma V.7. *Let $q \geq p \geq 1$, $(\Omega_1, \mu_1), (\Omega_2, \mu_2)$ be two finite probability spaces, $K_i : \Omega_i \times \Omega_i \rightarrow \mathbb{R}$ and assume that for $i = 1, 2$*

$$\|T_i(f)\|_{L_q(\Omega_i, \mu_i)} \leq \|f\|_{L_p(\Omega_i, \mu_i)}$$

where $T_i(f)(x) := \int_{\Omega_i} f(y) K_i(x, y) d\mu_i(y)$. Then

$$\|T_1 \otimes T_2(f)\|_{L_q((\Omega_1, \mu_1) \times (\Omega_2, \mu_2))} \leq \|f\|_{L_p((\Omega_1, \mu_1) \times (\Omega_2, \mu_2))}$$

where $T_1 \otimes T_2(f)(x_1, x_2) := \int_{\Omega_1 \times \Omega_2} f(y_1, y_2) K_1(x_1, y_1) K_2(x_2, y_2) d\mu_1(y_1) \times d\mu_2(y_2)$.

Proof. One first needs to recall Minkowski’s inequality for integrals, which states that, for $g \geq 0$ and $r \in [1, \infty)$, we have

$$\left(\int \left(\int g(x, y) d\nu(y) \right)^r d\mu(x) \right)^{1/r} \leq \int \left(\int g(x, y)^r d\mu(x) \right)^{1/r} d\nu(y).$$

(Note that when ν consists of 2 point masses each of size 1, then this reduces to the usual Minkowski inequality.)

One can think of T_1 acting on functions of both variables by leaving the second variable untouched and analogously for T_2 . It is then easy to check that $T_1 \otimes T_2 = T_1 \circ T_2$. By thinking of x_2 as fixed, our assumption on T_1 yields

$$\|T_1 \otimes T_2(f)\|_{L_q((\Omega_1, \mu_1) \times (\Omega_2, \mu_2))}^q \leq \int_{\Omega_2} \left(\int_{\Omega_1} |T_2(f)|^p d\mu_1(x_1) \right)^{q/p} d\mu_2(x_2).$$

(It might be helpful here to think of $T_2(f)(x_1, x_2)$ as a function $g^{x_2}(x_1)$ where x_2 is fixed).

Applying Minkowski's integral inequality to $|T_2(f)|^p$ with $r = q/p$, this in turn is at most

$$\left[\int_{\Omega_1} \left(\int_{\Omega_2} |T_2(f)|^q d\mu_2(x_2) \right)^{p/q} d\mu_1(x_1) \right]^{q/p}.$$

Fixing now the x_1 variable and applying our assumption on T_2 gives that this is at most $\|f\|_{L_p((\Omega_1, \mu_1) \times (\Omega_2, \mu_2))}^q$, as desired. \square

The next key observation, easily obtained by expanding and interchanging of summation, is that our operator T_ρ acting on functions on Ω_n corresponds to an operator of the type dealt with in the previous lemma with $K(x, y)$ being

$$\sum_{S \subseteq \{1, \dots, n\}} \rho^{|S|} \chi_S(x) \chi_S(y).$$

In addition, it is easily checked that the function K for the Ω_n is simply an n -fold product of the function for the $n = 1$ case.

Assuming the result for the case $n = 1$, Lemma V.7 and the above observations allow us to conclude by induction the result for all n .

0.2 The $n = 1$ case

We now establish the case $n = 1$. We abbreviate T_ρ by T .

Since $f(x) = (f(-1) + f(1))/2 + (f(1) - f(-1))/2 x$, we have $Tf(x) = (f(-1) + f(1))/2 + \rho(f(1) - f(-1))/2 x$. Denoting $(f(-1) + f(1))/2$ by a and $(f(1) - f(-1))/2$ by b , it suffices to show that for all a and b , we have

$$(a^2 + \rho^2 b^2)^{(1+\rho^2)/2} \leq \frac{|a+b|^{1+\rho^2} + |a-b|^{1+\rho^2}}{2}.$$

Using $\rho \in [0, 1]$, the case $a = 0$ is immediate. For the case, $a \neq 0$, it is clear we can assume $a > 0$. Dividing both sides by $a^{1+\rho^2}$, we need to show that

$$(1 + \rho^2 y^2)^{(1+\rho^2)/2} \leq \frac{|1+y|^{1+\rho^2} + |1-y|^{1+\rho^2}}{2} \tag{V.6}$$

for all y and clearly it suffices to assume $y \geq 0$.

We first do the case that $y \in [0, 1)$. By the generalized Binomial formula, the right hand side of (V.6) is

$$\frac{1}{2} \left[\sum_{k=0}^{\infty} \binom{1+\rho^2}{k} y^k + \sum_{k=0}^{\infty} \binom{1+\rho^2}{k} (-y)^k \right] = \sum_{k=0}^{\infty} \binom{1+\rho^2}{2k} y^{2k}.$$

For the left hand side of (V.6), we first note the following. For $0 < \lambda < 1$, a simple calculation shows that the function $g(x) = (1+x)^\lambda - 1 - \lambda x$ has a negative derivative on $[0, \infty)$ and hence $g(x) \leq 0$ on $[0, \infty)$.

This yields that the left hand side of (V.6) is at most

$$1 + \left(\frac{1+\rho^2}{2} \right) \rho^2 y^2$$

which is precisely the first two terms of the right hand side of (V.6). On the other hand, the binomial coefficients appearing in the other terms are nonnegative, since in the numerator there are an even number of terms with the first two terms being positive and all the other terms being negative. This verifies the desired inequality for $y \in [0, 1)$.

The case $y = 1$ for (V.6) follows by continuity.

For $y > 1$, we let $z = 1/y$ and note, by multiplying both sides of (V.6) by $z^{1+\rho^2}$, we need to show

$$(z^2 + \rho^2)^{(1+\rho^2)/2} \leq \frac{|1+z|^{1+\rho^2} + |1-z|^{1+\rho^2}}{2}. \quad (\text{V.7})$$

Now, expanding $(1-z^2)(1-\rho^2)$, one sees that $z^2 + \rho^2 \leq 1 + z^2 \rho^2$ and hence the desired inequality follows precisely from (V.6) for the case $y \in (0, 1)$ already proved. This completes the $n = 1$ case and thereby the proof. \square

Exercise sheet of Chapter V

Exercise V.1. Find a direct proof that Theorem I.3 implies Theorem I.2.

Exercise V.2. Is it true that the smaller the influences are, the more noise sensitive the function is?

Exercise V.3. Prove that Theorem V.3 indeed implies Theorem III.2.

Hint: use the natural projection.

Problem V.4. In this problem, we prove Theorems III.2 and III.3 for the monotone case.

1. Show that Theorem III.3 implies III.2 and hence one needs to prove only Theorem III.3 (This is the basically the same as Exercise V.1).
2. Show that it suffices to prove the result when $p = k/2^\ell$ for integers k and ℓ .
3. Let $\Pi : \{0, 1\}^\ell \rightarrow \{0, 1/2^\ell, \dots, (2^\ell - 1)/2^\ell\}$ by $\Pi(x_1, \dots, x_\ell) = \sum_{i=1}^\ell x_i/2^i$. Observe that if x is uniform, then $\Pi(x)$ is uniform on its range and that $\mathbb{P}(\Pi(x) \geq i/2^\ell) = (2^\ell - i)/2^\ell$.
4. Define $g : \{0, 1\}^\ell \rightarrow \{0, 1\}$ by $g(x_1, \dots, x_\ell) := I_{\{\Pi(x) \geq 1-p\}}$. Note that $\mathbb{P}(g(x) = 1) = p$.
5. Define $\tilde{f} : \{0, 1\}^{n\ell} \rightarrow \{0, 1\}$ by

$$\tilde{f}(x_1^1, \dots, x_\ell^1, x_1^2, \dots, x_\ell^2, \dots, x_1^n, \dots, x_\ell^n) = f(g(x_1^1, \dots, x_\ell^1), g(x_1^2, \dots, x_\ell^2), \dots, g(x_1^n, \dots, x_\ell^n)).$$

Observe that \tilde{f} (defined on $(\{0, 1\}^{n\ell}, \pi_{1/2})$) and f (defined on $(\{0, 1\}^n, \pi_p)$) have the same distribution and hence the same variance.

6. Show (or observe) that $\mathbf{I}_{(r,j)}(\tilde{f}) \leq \mathbf{I}_r^p(f)$ for each $r = 1, \dots, n$ and $j = 1, \dots, \ell$. Deduce from Theorem I.3 that

$$\sum_{r,j} \mathbf{I}_{(r,j)}(\tilde{f}) \geq c \text{Var}(f) \log(1/\delta_p)$$

where $\delta_p := \max_i \mathbf{I}_i^p(f)$ where c comes from Theorem I.3.

7. (Key step). Show that for each $r = 1, \dots, n$ and $j = 1, \dots, \ell$,

$$\mathbf{I}_{(r,j)}(\tilde{f}) \leq \mathbf{I}_r^p(f)/2^{j-1}.$$

8. Combine parts 6 and 7 to complete the proof.

Chapter VI

First evidence of noise sensitivity of percolation

In this lecture, our goal is to collect some of the facts and theorems we have seen so far in order to conclude that percolation crossings are indeed noise sensitive. Recall from the “BKS” Theorem (Theorem I.5) that it is enough for this purpose to prove that influences are “small” in the sense that $\sum_k \mathbf{I}_k(f_n)^2$ goes to zero.

In the first section, we will deal with a careful study of influences in the case of percolation crossings on the triangular lattice. Then, we will treat the case of \mathbb{Z}^2 , where conformal invariance is not known. Finally, we will speculate to what “extent” percolation is noise sensitive.

This whole chapter should be considered somewhat of a “pause” in our program, where we take the time to summarize what we have achieved so far in our understanding of the noise sensitivity of percolation, and what remains to be done if one wishes to prove things such as the existence of exceptional times in dynamical percolation.

1 Bounds on influences for crossing events in critical percolation on the triangular lattice

1.1 Setup

Fix $a, b > 0$, let us consider some rectangle $[0, a \cdot n] \times [0, b \cdot n]$, and let R_n be the set of hexagons in \mathbb{T} which intersect $[0, a \cdot n] \times [0, b \cdot n]$. Let f_n be the event that there is a left to right crossing event in R_n . (This is the same event as in Example 7 in chapter I, but with \mathbb{Z}^2 replaced by \mathbb{T}). By the RSW Theorem II.1, we know that $\{f_n\}$ is non-degenerate. Conformal invariance tells us that $\mathbb{E}[f_n] = \mathbb{P}[f_n = 1]$ converges as $n \rightarrow \infty$. The limit is given by the so-called **Cardy’s formula**.

In order to prove that this sequence of Boolean functions $\{f_n\}$ is noise sensitive,

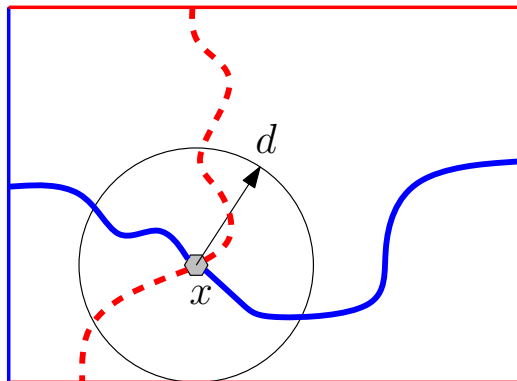
we wish to study its influence vector $\mathbf{Inf}(f_n)$ and we would like to prove that $\mathbf{H}(f_n) = \|\mathbf{Inf}(f_n)\|_2^2 = \sum \mathbf{I}_k(f_n)^2$ decays polynomially fast towards 0. (Recall that in these notes, we gave a complete proof of Theorem I.5 only in the case where $\mathbf{H}(f_n)$ decreases as an inverse polynomial of the number of variables.)

1.2 Study of the set of influences

Let x be a site (i.e. a hexagon) in the rectangle R_n . One needs to understand

$$\mathbf{I}_x(f_n) := \mathbb{P}[x \text{ is pivotal for } f_n]$$

It is easy but crucial to note that if x is at distance d from the boundary of R_n , in order for x to be pivotal, the *four-arm event* described in Chapter II (see Figure II.2) has to be satisfied in the ball $B(x, d)$ of radius d around the hexagon x . See the figure on the right.



In particular, this implies (still under the assumption that $\text{dist}(x, \partial R_n) = d$) that

$$\mathbf{I}_x(f_n) \leq \alpha_4(d) = d^{-\frac{5}{4}+o(1)},$$

where $\alpha_4(d)$ denotes the probability of the four-arm event up to distance d . See Chapter II. The statement

$$\alpha_4(R) = R^{-5/4+o(1)}$$

implies that for any $\epsilon > 0$, there exists a constant $C = C_\epsilon$, such that for all $R \geq 1$,

$$\alpha_4(R) \leq C R^{-5/4+\epsilon}.$$

The above bound gives us a very good control on the influences of the points in the *bulk* of the domain (i.e. the points far from the boundary). Indeed, for any fixed $\delta > 0$, let Δ_n^δ be the set of hexagons in R_n which are at distance at least δn from ∂R_n . Most of the points in R_n (except a proportion $O(\delta)$ of these) lie in Δ_n^δ , and for any such point $x \in \Delta_n^\delta$, one has by the above argument

$$\mathbf{I}_x(f_n) \leq \alpha_4(\delta n) \leq C (\delta n)^{-5/4+\epsilon} \leq C \delta^{-5/4} n^{-5/4+\epsilon}. \quad (\text{VI.1})$$

Therefore, the contribution of these points to $\mathbf{H}(f_n) = \sum_k \mathbf{I}_k(f_n)^2$ is bounded by $O(n^2)(C\delta^{-5/4}n^{-5/4+\epsilon})^2 = O(\delta^{-5/2}n^{-1/2+2\epsilon})$. As $n \rightarrow \infty$, this goes to zero polynomially fast. Since this estimate concerns “almost” all points in R_n , it seems we are close to proving the BKS criterion.

1.3 Influence of the boundary

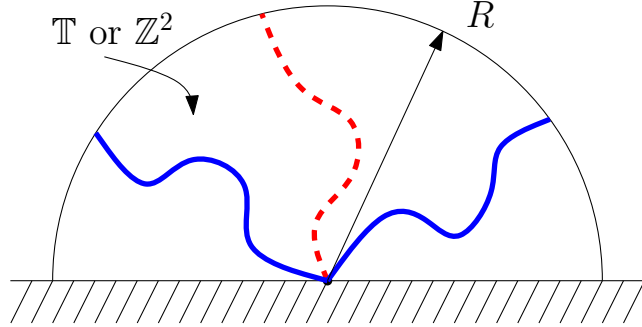
Still, in order to complete the above analysis, one has to estimate what the influence of the points near the boundary is. The main difficulty here is that if x is close to the boundary, the probability for x to be pivotal is not related anymore to the above *four-arm* event. Think of the above figure when d gets very small compared to n . One has to distinguish two cases:

- x is close to a *corner*. This will correspond to a *two-arm* event in a quarter-plane.
- x is close to an *edge*. This involves the *three-arm* event in the half-plane \mathbb{H} .

Before detailing how to estimate the influence of points near the boundary, let us start by giving the necessary background on the involved critical exponents.

The two-arm and three-arm events in \mathbb{H} . For these particular events, it turns out that the critical exponents are known to be *universal*: they are two of the very few critical exponents which are known also on the square lattice \mathbb{Z}^2 . The derivations of these types of exponents do not rely on SLE technology but are “elementary”. Therefore, in this discussion, we will consider both lattices \mathbb{T} and \mathbb{Z}^2 .

The *three-arm* event in \mathbb{H} corresponds to the event that there are three arms (two open arms and one ‘closed’ arm in the dual) going from 0 to distance R and such that they remain in the upper half-plane. See the figure for a self-explanatory definition. The *two-arm* event corresponds to just having one open and one closed arm.



Let $\alpha_2^+(R)$ and $\alpha_3^+(R)$ denote the probabilities of these events. As in chapter II, let $\alpha_2^+(r, R)$ and $\alpha_3^+(r, R)$ be the natural extensions to the annulus case (i.e. the probability that these events are satisfied in the annulus between radii r and R in the upper half-plane).

We will rely on the following result, which goes back as far as we know to M. Aizenman. See [Wer07] for a proof of this result.

Proposition VI.1. *Both on the triangular lattice \mathbb{T} and on \mathbb{Z}^2 , one has that*

$$\alpha_2^+(r, R) \asymp (r/R)$$

and

$$\alpha_3^+(r, R) \asymp (r/R)^2.$$

Note that, in these special cases, there are no $o(1)$ correction terms in the exponent. The probabilities are in this case known up to constants.

The two-arm event in the quarter-plane. In this case, the corresponding exponent is unfortunately not known on \mathbb{Z}^2 , so we will need to do some work here in the next section, where we will prove noise sensitivity of percolation crossings on \mathbb{Z}^2 .

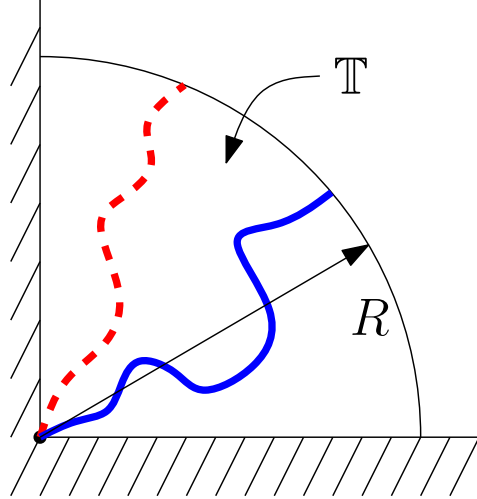
The *two-arm* event in a corner corresponds to the event illustrated on the following picture. We will use the following proposition:

Proposition VI.2 ([SW01]). *If $\alpha_2^{++}(R)$ denotes the probability of this event, then*

$$\alpha_2^{++}(R) = R^{-2+o(1)},$$

and with the obvious notations

$$\alpha_2^{++}(r, R) = (r/R)^{2+o(1)}.$$



Now, back to our study of influences, we are in good shape (at least for the triangular lattice) since the two critical exponents arising from the boundary effects are larger than the *bulk* exponent $5/4$. This means that it is less likely for a point near the boundary to be pivotal than for a point in the bulk. Therefore in some sense the boundary helps us here.

More formally, summarizing the above facts, for any $\epsilon > 0$, there is a constant $C = C(\epsilon)$ such that for any $1 \leq r \leq R$,

$$\max\{\alpha_4(r, R), \alpha_3^+(r, R), \alpha_2^{++}(r, R)\} \leq C(r/R)^{\frac{5}{4}-\epsilon}. \tag{VI.2}$$

Now, if x is some hexagon in R_n , let n_0 be the distance to the closest edge of ∂R_n and let x_0 be the point on ∂R_n such that $\text{dist}(x, x_0) = n_0$. Next, let $n_1 \geq n_0$ be the distance from x_0 to the closest corner and let x_1 be this closest corner. It is easy to see that for x to be pivotal for f_n , the following events all have to be satisfied:

- The four-arm event in the ball of radius n_0 around x .
- The \mathbb{H} -three-arm event in the annulus centered at x_0 of radii $2n_0$ and n_1 .
- The corner-two-arm event in the annulus centered at x_1 of radii $2n_1$ and n .

By independence on disjoint sets, one thus concludes that

$$\begin{aligned} \mathbf{I}_x(f_n) &\leq \alpha_4(n_0) \alpha_3^+(2n_0, n_1) \alpha_2^{++}(2n_1, n) \\ &\leq O(1)n^{-5/4+\epsilon}. \end{aligned}$$

1.4 Noise sensitivity of crossing events

This uniform bound on the influences over the whole domain R_n enables us to conclude that the BKS criterion is indeed verified. Indeed,

$$\mathbf{H}(f_n) = \sum_{x \in R_n} \mathbf{I}_x(f_n)^2 \leq Cn^2(n^{-5/4+\epsilon})^2 = Cn^{-1/2+2\epsilon}, \quad (\text{VI.3})$$

where $C = C(a, b, \epsilon)$ is a universal constant. By taking $\epsilon < 1/4$, this gives us the desired polynomial decay on $\mathbf{H}(f_n)$, which by Proposition V.5) implies

Theorem VI.3 ([BKS99]). *The sequence of percolation crossing events $\{f_n\}$ on \mathbb{T} is noise sensitive.*

We will give some other consequences (for example, to sharp thresholds) of the above analysis on the influences of the crossing events in a later section.

2 The case of \mathbb{Z}^2 percolation

Let R_n denote similarly the \mathbb{Z}^2 rectangle closest to $[0, a \cdot n] \times [0, b \cdot n]$ and let f_n be the corresponding left-right crossing event (so here this corresponds exactly to example 7). Here one has to face two main difficulties:

- The main one is that due to the missing ingredient of *conformal invariance*, one does not have at our disposal the value of the *four-arm* critical exponent (which is of course believed to be $5/4$). In fact, even the *existence* of a critical exponent is an open problem.
- The second difficulty (also due to the lack of conformal invariance) is that it is now slightly harder to deal with boundary issues. Indeed, one can still use the above bounds on α_3^+ which are *universal*, but the exponent 2 for α_2^{++} is not known for \mathbb{Z}^2 . So this requires some more analysis.

Let us start by taking care of the boundary effects.

2.1 Handling the boundary effect

What we need to do in order to carry through the above analysis for \mathbb{Z}^2 is to obtain a reasonable estimate on α_2^{++} . Fortunately, the following bound, which follows immediately from Proposition VI.1, is sufficient.

$$\alpha_2^{++}(r, R) \leq O(1) \frac{r}{R}. \quad (\text{VI.4})$$

Now let e be an edge in R_n . We wish to bound from above $\mathbf{I}_e(f_n)$. We will use the same notation as in the case of the triangular lattice: recall the definitions of n_0, x_0, n_1, x_1 there.

We obtain in the same way

$$\mathbf{I}_e(f_n) \leq \alpha_4(n_0) \alpha_3^+(2n_0, n_1) \alpha_2^{++}(2n_1, n). \quad (\text{VI.5})$$

At this point, we need another *universal* exponent, which goes back also to M. Aizenman:

Theorem VI.4 (M. Aizenman, see [Wer07]). *Let $\alpha_5(r, R)$ denote the probability that there are 5 arms (with four of them being of ‘alternate colors’). Then there are some universal constants $c, C > 0$ such that both for \mathbb{T} and \mathbb{Z}^2 , one has for all $1 \leq r \leq R$,*

$$c\left(\frac{r}{R}\right)^2 \leq \alpha_5(r, R) \leq C\left(\frac{r}{R}\right)^2.$$

This result allows us to get a lower bound on $\alpha_4(r, R)$. Indeed, it is clear that

$$\alpha_4(r, R) \geq \alpha_5(r, R) \geq \Omega(1)\alpha_3^+(r, R). \quad (\text{VI.6})$$

In fact, one can obtain the following better lower bound on $\alpha_4(r, R)$ which we will need later.

Lemma VI.5. *There exists some $\epsilon > 0$ and some constant $c > 0$ such that for any $1 \leq r \leq R$,*

$$\alpha_4(r, R) \geq c(r/R)^{2-\epsilon}.$$

Proof. There are several ways to see why this holds, none of them being either very hard or very easy. One of them is to use **Reimer’s inequality** (see [Gri99]) which in this case would imply that

$$\alpha_5(r, R) \leq \alpha_1(r, R)\alpha_4(r, R). \quad (\text{VI.7})$$

The RSW Theorem II.1 can be used to show that

$$\alpha_1(r, R) \leq (r/R)^\alpha$$

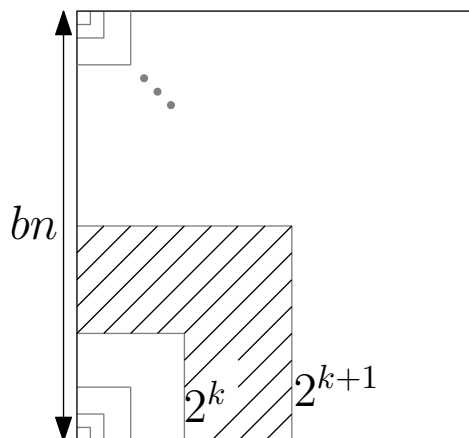
for some positive α . By Theorem VI.4, we are done. [See [[GPS10], Section 2.2 as well as the appendix] for more on these bounds.] \square

Combining (VI.5) with (VI.6), one obtains

$$\begin{aligned} \mathbf{I}_e(f_n) &\leq O(1)\alpha_4(n_0)\alpha_4(2n_0, n_1)\alpha_2^{++}(2n_1, n) \\ &\leq O(1)\alpha_4(n_1)\frac{n_1}{n}, \end{aligned}$$

where in the last inequality we used quasi-multiplicativity (Proposition II.3) as well as the bound given by (VI.4).

Recall that we want an upper bound on $\mathbf{H}(f_n) = \sum \mathbf{I}_e(f_n)^2$. In this sum over edges $e \in R_n$, let us divide the set of edges into dyadic annuli centered around the 4 corners as in the next picture.



Notice that there are $O(1)2^{2k}$ edges in an annulus of radius 2^k . This enables us to bound $\mathbf{H}(f_n)$ as follows:

$$\begin{aligned} \sum_{e \in R_n} \mathbf{I}_e(f_n)^2 &\leq O(1) \sum_{k=1}^{\log_2 n + O(1)} 2^{2k} \left(\alpha_4(2^k) \frac{2^k}{n} \right)^2 \\ &\leq O(1) \frac{1}{n^2} \sum_{k \leq \log_2 n + O(1)} 2^{4k} \alpha_4(2^k)^2. \end{aligned} \quad (\text{VI.8})$$

It now remains to obtain a good upper bound on $\alpha_4(R)$, for all $R \geq 1$.

2.2 An upper bound on the four-arm event in \mathbb{Z}^2

This turns out to be a rather non-trivial problem. Recall that we obtained an easy lower bound on α_4 using α_5 (and Lemma VI.5 strengthens this lower bound). For an upper bound, completely different ideas are required. On \mathbb{Z}^2 , the following estimate is available for the 4-arm event.

Proposition VI.6. *For critical percolation on \mathbb{Z}^2 , there exists constants $\epsilon, C > 0$ such that for any $R \geq 1$, one has*

$$\alpha_4(1, R) \leq C \left(\frac{1}{R} \right)^{1+\epsilon}.$$

Before discussing where such an estimate comes from, let us see that it indeed implies a polynomial decay for $\mathbf{H}(f_n)$.

Recall equation (VI.8). Plugging in the above estimate, this gives us

$$\begin{aligned} \sum_{e \in R_n} \mathbf{I}_e(f_n)^2 &\leq O(1) \frac{1}{n^2} \sum_{k \leq \log_2 n + O(1)} 2^{4k} (2^k)^{-2-2\epsilon} \\ &\leq O(1) \frac{1}{n^2} n^{2-2\epsilon} = O(1) n^{-2\epsilon}, \end{aligned}$$

which implies the desired polynomial decay and thus the fact that $\{f_n\}$ is noise sensitive by Proposition V.5).

Let us now discuss different approaches which enable one to prove Proposition VI.6.

- (a) Kesten proved implicitly this estimate in his celebrated paper [Kes87]. His main motivation for such an estimate was to obtain bounds on the corresponding critical exponent which governs the so-called *critical length*.
- (b) In [BKS99], in order to prove noise sensitivity of percolation using their criterion on $\mathbf{H}(f_n)$, the authors referred to [Kes87], but they also gave a completely different approach which also yields this estimate.

Their alternative approach is very nice: finding an upper bound for $\alpha_4(R)$ is related to finding an upper bound for the influences for crossings of an $R \times R$ box. For this, they noticed the following nice phenomenon: if a monotone function f happens to be very little correlated with majority, then its influences have to be small. The proof of this phenomenon uses for the first time in this context the concept of “randomized algorithms”. For more on this approach, see Chapter VIII, which is devoted to these types of ideas.

- (c) In [SS10b], the concept of randomized algorithms is used in a more powerful way. See again Chapter VIII. In this chapter, we provide a proof of this estimate in Proposition VIII.8.

Remark VI.1. It turns out that that a multi-scale version of Proposition VI.6 stating that $\alpha_4(r, R) \leq C \left(\frac{r}{R}\right)^{1+\epsilon}$ is also true. However, none of the three arguments given above seem to prove this stronger version. A proof of this stronger version is given in the appendix of [SS10a]. Since this multi-scale version is not needed until Chapter X, we stated here only the weaker version.

3 Some other consequences of our study of influences

In the previous sections, we handled the boundary effects in order to check that $\mathbf{H}(f_n)$ indeed decays polynomially fast. Let us list some related results implied by this analysis.

3.1 Energy spectrum of f_n

We start by a straightforward observation: since the f_n are monotone, we have by Proposition IV.4 that

$$\widehat{f_n}(\{x\}) = \frac{1}{2} \mathbf{I}_x(f_n),$$

for any site x (or edge e) in R_n . Therefore, the bounds we obtained on $\mathbf{H}(f_n)$ imply the following control on the first layer of the energy spectrum of the crossing events $\{f_n\}$.

Corollary VI.7. *Let $\{f_n\}$ be the crossing events of the rectangles R_n .*

- *If we are on the triangular lattice \mathbb{T} , then we have the bound*

$$E_{f_n}(1) = \sum_{|S|=1} \widehat{f}_n(S)^2 \leq n^{-1/2+o(1)}.$$

- *On the square lattice \mathbb{Z}^2 , we end up with the weaker estimate*

$$E_{f_n}(1) \leq C n^{-\epsilon},$$

for some $\epsilon, C > 0$.

3.2 Sharp threshold of percolation

The above analysis gave an upper bound on $\sum_k \mathbf{I}_k(f_n)^2$. As we have seen in the first chapters, the total influence $\mathbf{I}(f_n) = \sum_k \mathbf{I}_k(f_n)$ is also a very interesting quantity. Recall that, by Russo’s formula, this is the quantity which shows “how sharp” the threshold is for $p \mapsto \mathbb{P}_p[f_n = 1]$.

The above analysis allows us to prove the following.

Proposition VI.8. *Both on \mathbb{T} and \mathbb{Z}^2 , one has*

$$\mathbf{I}(f_n) \asymp n^2 \alpha_4(n).$$

In particular, this shows that on \mathbb{T} that

$$\mathbf{I}(f_n) \asymp n^{3/4+o(1)}.$$

Remark VI.2. Since f_n is defined on $\{-1, 1\}^{O(n^2)}$, note that the Majority function defined on the same hypercube has a much sharper threshold than the percolation crossings f_n .

Proof. We first derive an upper bound on the total influence. In the same vein (i.e., using dyadic annuli and quasi-multiplicativity) as we derived (VI.8) and with the same notation one has

$$\begin{aligned} \mathbf{I}(f_n) = \sum_e \mathbf{I}_e(f_n) &\leq \sum_e O(1) \alpha_4(n_1) \frac{n_1}{n} \\ &\leq O(1) \frac{1}{n} \sum_{k \leq \log_2 n + O(1)} 2^{3k} \alpha_4(2^k). \end{aligned}$$

Now, and this is the main step here, using quasi-multiplicativity one has $\alpha_4(2^k) \leq O(1) \frac{\alpha_4(n)}{\alpha_4(2^k, n)}$, which gives us

$$\begin{aligned} \mathbf{I}(f_n) &\leq O(1) \frac{\alpha_4(n)}{n} \sum_{k \leq \log_2 n + O(1)} 2^{3k} \frac{1}{\alpha_4(2^k, n)} \\ &\leq O(1) \frac{\alpha_4(n)}{n} \sum_{k \leq \log_2 n + O(1)} 2^{3k} \frac{n^2}{2^{2k}} \text{ since } \alpha_4(r, R) \geq \alpha_5(r, R) \asymp (r/R)^{-2} \\ &\leq O(1) n \alpha_4(n) \sum_{k \leq \log_2 n + O(1)} 2^k \\ &\leq O(1) n^2 \alpha_4(n) \end{aligned}$$

as desired.

For the lower bound on the total influence, we proceed as follows. One obtains a lower bound by just summing over the influences of points whose distance to the boundary is at least $n/4$. It would suffice if we knew that for such edges or hexagons, the influence is at least a constant times $\alpha_4(n)$. This is in fact known to be true. It is not very involved and is part of the *folklore* results in percolation. However, it still would lead us too far from our topic. The needed technique is known under the name of **separation of arms** and is clearly related to the statement of quasi-multiplicativity. See [Wer07] for more details. \square

4 Quantitative noise sensitivity

In this chapter, we have proved that the sequence of crossing events $\{f_n\}$ is noise sensitive. This can be roughly translated as follows: for any fixed level of noise $\epsilon > 0$, as $n \rightarrow \infty$, the large scale clusters of ω in the window $[0, n]^2$ are asymptotically independent of the large clusters of ω_ϵ .

Remark VI.3. Note that this picture is correct, but in order to make it rigorous, this would require some work, since so far we only worked with left-right crossing events. The non-trivial step here is to prove that in some sense, in the scaling limit $n \rightarrow \infty$, any macroscopic property concerning percolation (e.g., diameter of clusters) is measurable with respect to the σ -algebra generated by the crossing events. This is a rather subtle problem since we need to make precise what kind of information we keep in what we call the “scaling limit” of percolation (or subsequential scaling limits in the case of \mathbb{Z}^2). An example of something which is not present in the scaling limit is whether one has more open sites than closed ones since by noise sensitivity we know that this is asymptotically uncorrelated with crossing events. We will not need to discuss these notions of scaling limits more in these lecture notes, since the focus is mainly on the discrete model itself including the model of dynamical percolation which is presented at the end of these lecture notes.

At this stage, a natural question to ask is to what extent the percolation picture is sensitive to noise. In other words, can we let the noise $\epsilon = \epsilon_n$ go to zero with the “size of the system” n , and yet keep this independence of large scale structures between ω and ω_{ϵ_n} ? If yes, can we give *quantitative estimates* on how fast the noise $\epsilon = \epsilon_n$ may go to zero? One can state this question more precisely as follows.

Question VI.1. *If $\{f_n\}$ denote our left-right crossing events, for which sequences of noise-levels $\{\epsilon_n\}$ do we have*

$$\lim_{n \rightarrow \infty} \text{Cov}[f_n(\omega), f_n(\omega_{\epsilon_n})] = 0 ?$$

The purpose of this section is to briefly discuss this question based on the results we have obtained so far.

4.1 Link with the energy spectrum of $\{f_n\}$

It is an exercise to show that Question VI.1 is essentially equivalent to the following one.

Question VI.2. *For which sequences $\{k_n\}$ going to infinity do we have*

$$\sum_{m=1}^{k_n} E_{f_n}(m) = \sum_{1 \leq |S| \leq k_n} \widehat{f}_n(S)^2 \xrightarrow{n \rightarrow \infty} 0 ?$$

Recall that we have already obtained some relevant information on this question. Indeed, we have proved in this chapter that $\mathbf{H}(f_n) = \sum_x \mathbf{I}_x(f_n)^2$ decays polynomially fast towards 0 (both on \mathbb{Z}^2 and \mathbb{T}). Therefore Proposition V.5 tells us that for some constant $c > 0$, one has for both \mathbb{T} and \mathbb{Z}^2 that

$$\sum_{1 \leq |S| \leq c \log n} \widehat{f}_n(S)^2 \rightarrow 0. \tag{VI.9}$$

Therefore, back to our original question VI.1, this gives us the following quantitative statement: if the noise ϵ_n satisfies $\epsilon_n \gg \frac{1}{\log n}$, then $f_n(\omega)$ and $f_n(\omega_{\epsilon_n})$ are asymptotically independent.

4.2 Noise stability regime

Of course, one cannot be too demanding on the rate of decay of $\{\epsilon_n\}$. For example if $\epsilon_n \ll \frac{1}{n^2}$, then in the window $[0, n]^2$, with high probability, the configurations ω and ω_{ϵ_n} are identical. This brings us to the next natural question concerning the *noise stability regime* of crossing events.

Question VI.3. Let $\{f_n\}$ be our sequence of crossing events. For which sequences $\{\epsilon_n\}$ do we have

$$\mathbb{P}[f_n(\omega) \neq f_n(\omega_{\epsilon_n})] \xrightarrow[n \rightarrow \infty]{} 0 ?$$

It is an exercise to show that this question is essentially equivalent to the following one.

For which sequences $\{k_n\}$ do we have

$$\sum_{|S| > k_n} \widehat{f}_n(S)^2 \rightarrow 0 ?$$

Using the estimates of the present chapter, one can give the following non-trivial bound on the noise stability regime of $\{f_n\}$.

Proposition VI.9. Both on \mathbb{Z}^2 and \mathbb{T} , if

$$\epsilon_n = o\left(\frac{1}{n^2 \alpha_4(n)}\right),$$

then

$$\mathbb{P}[f_n(\omega) \neq f_n(\omega_{\epsilon_n})] \xrightarrow[n \rightarrow \infty]{} 0$$

On the triangular grid, using the critical exponent, this gives us a bound of $n^{-3/4}$ on the noise stability regime of percolation.

Proof. Let $\{\epsilon_n\}$ be a sequence satisfying the above assumption. There are $O(n^2)$ bits concerned. For simplicity, assume that there are exactly n^2 bits. Let us order these in some arbitrary way: $\{x_1, \dots, x_{n^2}\}$ (or on \mathbb{Z}^2 , $\{e_1, \dots, e_{n^2}\}$).

Let $\omega = \omega_0 = (x_1, \dots, x_{n^2})$ be sampled according to the uniform measure. Recall that the noised configuration ω_{ϵ_n} is produced as follows: for each $i \in [n^2]$, resample the bit x_i with probability ϵ_n , independently of everything else, obtaining the bit y_i . (In particular $y_i \neq x_i$ with probability $\epsilon_n/2$).

Now for each $i \in [n^2]$ define the intermediate configuration

$$\omega_i := (y_1, \dots, y_i, x_{i+1}, \dots, x_{n^2})$$

Notice that for each $i \in [n^2]$, ω_i is also sampled according to the uniform measure and one has for each $i \in \{1, \dots, n^2\}$ that

$$\mathbb{P}[f_n(\omega_{i-1}) \neq f_n(\omega_i)] = (\epsilon_n/2) \mathbf{I}_{x_i}(f_n).$$

Summing over all i , one obtains

$$\begin{aligned}
 \mathbb{P}[f_n(\omega) \neq f_n(\omega_{\epsilon_n})] &= \mathbb{P}[f_n(\omega_0) \neq f_n(\omega_{n^2})] \\
 &\leq \sum_{i=0}^{n^2-1} \mathbb{P}[f_n(\omega_i) \neq f_n(\omega_{i+1})] \\
 &= (\epsilon_n/2) \sum_{i=1}^{n^2} \mathbf{I}_{x_i}(f_n) \\
 &= (\epsilon_n/2) \mathbf{I}(f_n) \\
 &\leq \epsilon_n O(1) n^2 \alpha_4(n) \text{ by Proposition VI.8,}
 \end{aligned}$$

which concludes the proof. \square

4.3 Where does the spectral mass lie?

Proposition VI.9 (together with Exercise IX.2 in Chapter IX) implies that the Fourier coefficients of $\{f_n\}$ satisfy

$$\sum_{|S| \gg n^2 \alpha_4(n)} \widehat{f}_n(S)^2 \xrightarrow{n \rightarrow \infty} 0. \tag{VI.10}$$

From Lemma VI.5, we know that even on \mathbb{Z}^2 , $n^2 \alpha_4(n)$ is larger than n^ϵ for some exponent $\epsilon > 0$. Combining the estimates on the spectrum that we achieved so far (equations VI.9 and VI.10), we see that in order to localize the spectral mass of $\{f_n\}$, there is still a missing gap. See Figure VI.1.

For our later applications to the model of dynamical percolation (in the last chapter of these lecture notes), a better understanding of the noise sensitivity of percolation than the “logarithmic” control we achieved so far will be needed.

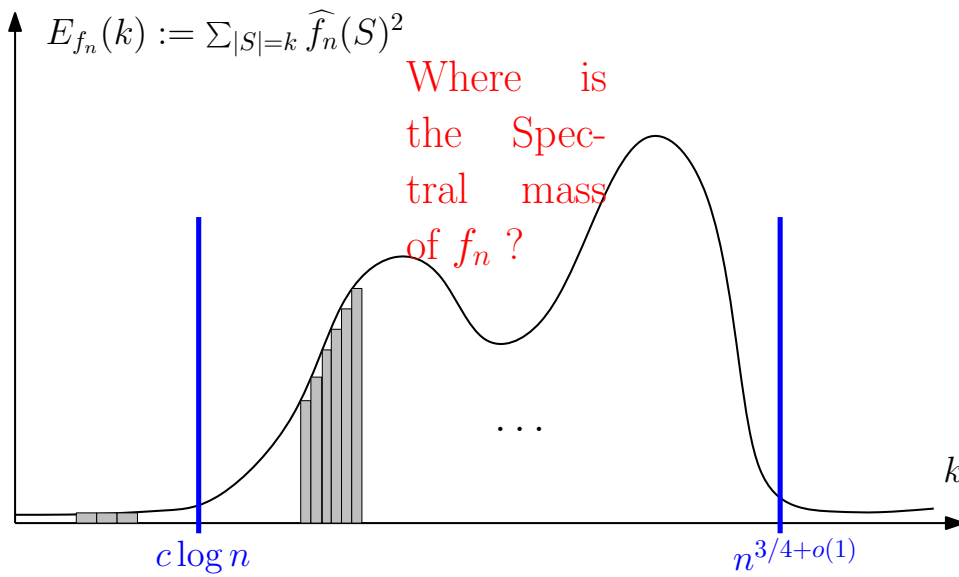


Figure VI.1: This picture summarizes our present knowledge of the energy spectrum of $\{f_n\}$ on the triangular lattice \mathbb{T} . Much remains to be understood to know where, in the range $[\Omega(\log n), n^{3/4+o(1)}]$, the spectral mass lies. This question will be analyzed in the following chapters.

Exercise sheet on chapter VI

Instead of being the usual exercise sheet, this page will be devoted to a single Problem whose goal will be to do “hands-on” computations of the first layers of the energy spectrum of the percolation crossing events f_n . Recall from Proposition IV.1 that a sequence of Boolean functions $\{f_n\}$ is noise sensitive if and only if for any fixed $k \geq 1$,

$$\sum_{m=1}^k \sum_{|S|=m} \hat{f}_n(S)^2 = \sum_{m=1}^k E_{f_n}(m) \xrightarrow{n \rightarrow \infty} 0.$$

In the present chapter, we obtained (using Proposition IV.4) that this is indeed the case for $k = 1$. The purpose here is to check by simple combinatorial arguments (without relying on hypercontractivity) that it is still the case for $k = 2$ and to convince ourselves that it works for all layers $k \geq 3$.

To start with, we will simplify our task by working on the torus $\mathbb{Z}^2/n\mathbb{Z}^2$. This has the very nice advantage that there are no boundary issues here.

Energy spectrum of crossing events on the torus (study of the first layers)

Let T_n be either the square grid torus $\mathbb{Z}^2/n\mathbb{Z}^2$ or the triangular grid torus $\mathbb{T}/n\mathbb{T}$. Let f_n be the indicator of the event that there is an open circuit along the first coordinate of T_n .

1. Using RSW, prove that there is a constant $c > 0$ such that for all $n \geq 1$,

$$c \leq \mathbb{P}[f_n = 1] \leq 1 - c.$$

(In other words, $\{f_n\}$ is non-degenerate.)

2. Show that for all edges e (or sites x) in T_n

$$\mathbf{I}_e(f_n) \leq \alpha_4\left(\frac{n}{2}\right).$$

3. Check that the BKS criterion (about $\mathbf{H}(f_n)$) is satisfied. Therefore $\{f_n\}$ is noise-sensitive

From now on, one would like to forget about the BKS Theorem and try to do some hands-on computations in order to get a feeling why most frequencies should be large.

4. Show that if x, y are two sites of T_n (or similarly if e, e' are two edges of T_n), then

$$|\hat{f}(\{x, y\})| \leq 2\mathbb{P}[x \text{ and } y \text{ are pivotal points}].$$

Does this result hold for general Boolean functions?

5. Show that if $d := |x - y|$, then

$$\mathbb{P}[x \text{ and } y \text{ are pivotal points}] \leq O(1) \frac{\alpha_4(n/2)^2}{\alpha_4(\frac{d}{2}, \frac{n}{2})}.$$

(Hint: use Proposition II.3.)

6. On the square lattice \mathbb{Z}^2 , by carefully summing over all edges $e, e' \in T_n \times T_n$, show that

$$E_{f_n}(2) = \sum_{|S|=2} \hat{f}_n(S)^2 \leq O(1)n^{-\epsilon},$$

for some exponent $\epsilon > 0$.

Hint: you might decompose the sum in a dyadic way (as we did many times in the present section) depending on the mutual distance $d(e, e')$.

7. On the triangular grid, what exponent does it give for the decay of $\mathbb{E}_{f_n}(2)$? Compare with the decay we found in Corollary VI.7 about the decay of the first layer $E_{f_n}(1)$ (i.e. $k = 1$). See also Lemma V.6 in this regard. Discuss this.
8. For \mathbb{T} , what do you expect for higher (fixed) values of k ? (I.e. for $E_{f_n}(k)$, $k \geq 3$) ?
9. (*Quite hard*) Try to obtain a nonrigorous combinatorial argument similar to the one above in the particular case $k = 2$, that for any fixed layer $k \geq 1$,

$$E_{f_n}(k) \xrightarrow{n \rightarrow \infty} 0.$$

This would give us an alternative proof of noise sensitivity of percolation (at least in the case of the torus T_n) not relying on Theorem I.5.

Observe that one can do similar things for rectangles but then one has to deal with boundary issues.

Chapter VII

Anomalous fluctuations

In this lecture, our goal is to extend the technology we used to prove the KKL Theorems on influences and the BKS Theorem on noise sensitivity to a slightly different context: the study of fluctuations in **first passage percolation**.

1 The model of first passage percolation

Let us first explain what the model is. Let $0 < a < b$ be two positive numbers. We define a **random metric** on the graph \mathbb{Z}^d , $d \geq 2$ as follows. Independently for each edge $e \in \mathbb{E}^d$, fix its length τ_e to be a with probability $1/2$ and b with probability $1/2$. This is represented by a uniform configuration $\omega \in \{-1, 1\}^{\mathbb{E}^d}$.

This procedure induces a well-defined (random) metric dist_ω on \mathbb{Z}^d in the usual fashion. For any vertices $x, y \in \mathbb{Z}^d$, let

$$\text{dist}_\omega(x, y) := \inf_{\substack{\text{paths } \gamma = \{e_1, \dots, e_k\} \\ \text{connecting } x \rightarrow y}} \left\{ \sum \tau_{e_i}(\omega) \right\}.$$

Remark VII.1. In greater generality, the lengths of the edges are i.i.d. non-negative random variables, but here, following [BKS03], we will restrict ourselves to the above uniform distribution on $\{a, b\}$ to simplify the exposition; see [BR08] for an extension to more general laws.

One of the main goals in first passage percolation is to understand the large-scale properties of this random metric space. For example, for any $T \geq 1$, one may consider the (random) ball

$$B_\omega(x, T) := \{y \in \mathbb{Z}^d : \text{dist}_\omega(x, y) \leq T\}.$$

To understand the name *first passage percolation*, one can think of this model as follows. Imagine that water is pumped in at vertex x , and that for each edge e , it takes $\tau_e(\omega)$ units of time for the water to travel across the edge e . Then, $B_\omega(x, T)$ represents the region of space that has been wetted by time T .

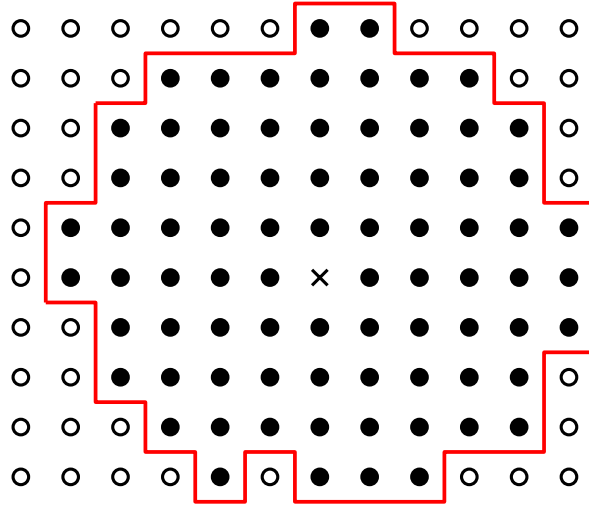


Figure VII.1: A sample of a wetted region at time T , i.e. $B_\omega(x, T)$, in first passage percolation.

An application of subadditivity shows that the renormalized ball $\frac{1}{T}B_\omega(0, T)$ converges as $T \rightarrow \infty$ towards a deterministic shape which can in certain cases be computed explicitly. This is a kind of “geometric law of large numbers”. Whence the natural question:

Question VII.1. *Describe the fluctuations of $B_\omega(0, T)$ around its asymptotic deterministic shape.*

This question has received tremendous interest in the last 15 years or so. It is widely believed that these fluctuations should be in some sense “universal”. More precisely, the behavior of $B_\omega(0, T)$ around its limiting shape should not depend on the “microscopic” particularities of the model such as the law on the edges lengths but only on the dimension d of the underlying graph. The shape itself depends on the other hand of course on the microscopic parameters, in the same way as the critical point depends on the graph in percolation.

In the two-dimensional case, using very beautiful combinatorial bijections with random matrices, certain cases of *directed* last passage percolation (where the law on the edges is taken to be geometric or exponential) have been understood very deeply. For example, it is known (see [Joh00]) that the fluctuations of the ball of radius n (i.e. the points whose last passage times are below n) around n times its asymptotic deterministic shape are of order $n^{1/3}$ and the law of these fluctuations properly renormalized follows the Tracy-Widom distribution. Very interestingly, the fluctuations of the largest eigenvalue of GUE ensembles also follow this distribution.

2 State of the art

Returning to our initial model of (non-directed) first passage percolation, it is thus conjectured that, for dimension $d = 2$, fluctuations are of order $n^{1/3}$ following a Tracy-Widom Law. Still, the current state of understanding of this model is far from this conjecture.

Kesten first proved that the fluctuations of the ball of radius n are at most \sqrt{n} (this did not yet exclude a possible Gaussian behavior with Gaussian scaling). Benjamini, Kalai and Schramm then strengthened this result by showing that the fluctuations are sub-Gaussian. This is still far from the conjectured $n^{1/3}$ -fluctuations, but their approach has the great advantage of being very general; in particular their result holds in any dimension $d \geq 2$.

Let us now state their main theorem concerning the fluctuations of the metric dist .

Theorem VII.1 ([BKS03]). *For all a, b, d , there exists an absolute constant $C = C(a, b, d)$ such that in \mathbb{Z}^d ,*

$$\text{Var}(\text{dist}_\omega(0, v)) \leq C \frac{|v|}{\log |v|}$$

for any $v \in \mathbb{Z}^d, |v| \geq 2$.

To keep things simple in these notes, we will only prove the analogous statement on the torus where one has more symmetries and invariance to play with.

3 The case of the torus

Let \mathbb{T}_m^d be the d -dimensional torus $(\mathbb{Z}/m\mathbb{Z})^d$. As in the above lattice model, independently for each edge of \mathbb{T}_m^d , we choose its length to be either a or b equally likely. We are interested here in the smallest length among all closed paths γ “winding” around the torus along the first coordinate $\mathbb{Z}/m\mathbb{Z}$ (i.e. those paths γ which when projected onto the first coordinate have winding number one). In [BKS03], this is called the shortest *circumference*. For any configuration $\omega \in \{a, b\}^{E(\mathbb{T}_m^d)}$, this shortest circumference is denoted by $\text{Circ}_m(\omega)$.

Theorem VII.2 ([BKS03]). *There is a constant $C = C(a, b)$ (which does not depend on the dimension d), such that*

$$\text{var}(\text{Circ}_m(\omega)) \leq C \frac{m}{\log m}.$$

Remark VII.2. A similar analysis as the one carried out below works in greater generality: if $G = (V, E)$ is some finite connected graph endowed with a random metric d_ω with $\omega \in \{a, b\}^{\otimes E}$, then one can obtain bounds on the fluctuations of the random diameter $D = D_\omega$ of (G, d_ω) . See [BKS03, Theorem 2] for a precise statement in this more general context.

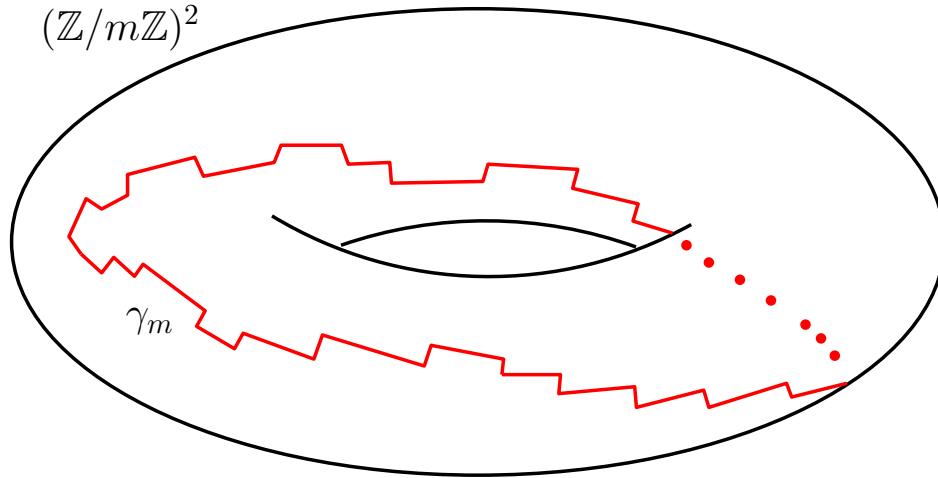


Figure VII.2: The shortest geodesic along the first coordinate for the random metric dist_ω on $(\mathbb{Z}/m\mathbb{Z})^2$.

Proof.

For any edge e , let us consider the gradient along the edge e : $\nabla_e \text{Circ}_m$. These gradient functions have values in $[-(b-a), b-a]$. By dividing our distances by the constant factor $b-a$, we can even assume without loss of generality that our gradient functions have values in $[-1, 1]$. Doing so, we end up being in a setup similar to the one we had in Chapter V. The **influence** of an edge e corresponds here to $\mathbf{I}_e(\text{Circ}_m) := \mathbb{P}[\nabla_e \text{Circ}_m(\omega) \neq 0]$. We will prove later on that Circ_m has very small influences. In other words, we will show that the above gradient functions have small support, and hypercontractivity will imply the desired bound.

We have thus reduced the problem to the following general framework. Consider a real-valued function $f : \{-1, 1\}^n \rightarrow \mathbb{R}$, such that for any variable k , $\nabla_k f \in [-1, 1]$. We are interested in $\text{Var}(f)$ and we want to show that if “influences are small” then $\text{Var}(f)$ is small. It is easy to check that the variance can be written

$$\text{Var}(f) = \frac{1}{4} \sum_k \sum_{\emptyset \neq S \subseteq [n]} \frac{1}{|S|} \widehat{\nabla_k f}(S)^2.$$

If all the variables have very small influence, then, as previously, $\nabla_k f$ should be of high frequency. Heuristically, this should then imply that

$$\begin{aligned} \text{Var}(f) &\ll \sum_k \sum_{S \neq \emptyset} \widehat{\nabla_k f}(S)^2 \\ &= \sum_k \mathbf{I}_k(f). \end{aligned}$$

This intuition is quantified by the following lemma on the link between the fluctuations of a real-valued function f on Ω_n and its influence vector.

Lemma VII.3. *Let $f : \Omega_n \rightarrow \mathbb{R}$ be a (real-valued) function such that each of its discrete derivatives $\nabla_k f$, $k \in [n]$ have their values in $[-1, 1]$. Let $\mathbf{I}_k(f) := \mathbb{P}[\nabla_k f \neq 0]$ be the influence of the k th bit. Assume that the influences of f are small in the sense that there exists some $\alpha > 0$ such that for any $k \in \{1, \dots, n\}$, $\mathbf{I}_k(f) \leq n^{-\alpha}$. Then there is some constant $C = C(\alpha)$ such that*

$$\text{Var}(f) \leq \frac{C}{\log n} \sum_k \mathbf{I}_k(f).$$

Remark VII.3. If f is Boolean, then this follows from Theorem I.3 with $C(\alpha) = c/\alpha$ with c universal.

The proof of this lemma is postponed to the next section. In the meantime, let us show that in our special case of first passage percolation on the torus, the assumption on small influences is indeed verified. Since the edge lengths are in $\{a, b\}$, the smallest contour $\text{Circ}_m(\omega)$ in \mathbb{T}_m^d around the first coordinate lies somewhere in $[am, bm]$. Hence, if γ is a geodesic (a path in the torus with the required winding number) satisfying $\text{length}(\gamma) = \text{Circ}_m(\omega)$, then γ uses at most $\frac{b}{a}m$ edges. There might be several different geodesics minimizing the circumference. Let us choose randomly one of these in an “invariant” way and call it $\tilde{\gamma}$. For any edge $e \in E(\mathbb{T}_m^d)$, if, by changing the length of e , the circumference increases, then e has to be contained in any geodesic γ , and in particular in $\tilde{\gamma}$. This implies that $\mathbb{P}[\nabla_e \text{Circ}_m(\omega) > 0] \leq \mathbb{P}[e \in \tilde{\gamma}]$. By symmetry we obtain that

$$\mathbf{I}_e(\text{Circ}_m) = \mathbb{P}[\nabla_e \text{Circ}_m(\omega) \neq 0] \leq 2\mathbb{P}[e \in \tilde{\gamma}].$$

Now using the symmetries both of the torus \mathbb{T}_m^d and of our observable Circ_m , if $\tilde{\gamma}$ is chosen in an appropriate invariant way (uniformly among all geodesics for instance), then it is clear that all the “vertical” edges (meaning those edges which, when projected onto the first coordinate, project onto a single vertex) have the same probability to lie in $\tilde{\gamma}$. The same is true for the “horizontal” edges. In particular we have that

$$\sum_{\text{“vertical” edges } e} \mathbb{P}[e \in \tilde{\gamma}] \leq \mathbb{E}[|\tilde{\gamma}|] \leq \frac{b}{a}m.$$

Since there are at least order m^d vertical edges, the influence of each of these is bounded by $O(1)m^{1-d}$. The same is true for the horizontal edges. All together this gives the desired assumption needed in Lemma VII.3. Applying this lemma, we indeed obtain that

$$\text{Var}(\text{Circ}_m(\omega)) \leq O(1)\frac{m}{\log m},$$

where the constant does not depend on the dimension d ; the dimension in fact helps us here, since it makes the influences smaller. \square

Remark VII.4. At this point, we know that for any edge e , $\mathbf{I}_e(\text{Circ}_m) = O(\frac{m}{m^d})$. Hence, at least in the case of the torus, one easily deduces from Poincaré's inequality the theorem by Kesten which says that $\text{Var}(\text{Circ}_m) = O(m)$.

4 Upper bounds on fluctuations in the spirit of KKL

In this section, we prove Lemma VII.3.

Proof. Similarly as in the proofs of Chapter V, the proof relies on implementing hypercontractivity in the right way. We have that for any c ,

$$\begin{aligned} \text{var}(f) &= \frac{1}{4} \sum_k \sum_{S \neq \emptyset} \frac{1}{|S|} \widehat{\nabla_k f}(S)^2 \\ &\leq \frac{1}{4} \sum_k \sum_{0 < |S| < c \log n} \widehat{\nabla_k f}(S)^2 + \frac{O(1)}{\log n} \sum_k \mathbf{I}_k(f) \end{aligned}$$

where the $O(1)$ term depends on the choice of c .

Hence it is enough to bound the contribution of small frequencies, $0 < |S| < c \log n$, for some constant c which will be chosen later. As previously we have for any $\rho \in (0, 1)$ and using hypercontractivity,

$$\begin{aligned} \sum_k \sum_{0 < |S| < c \log n} \widehat{\nabla_k f}(S)^2 &\leq \rho^{-2c \log n} \sum_k \|T_\rho \nabla_k f\|_2^2 \\ &\leq \rho^{-2c \log n} \sum_k \|\nabla_k f\|_{1+\rho^2}^2 \\ &\leq \rho^{-2c \log n} \sum_k \mathbf{I}_k(f)^{2/(1+\rho^2)} \\ &\leq \rho^{-2c \log n} \left(\sup_k \mathbf{I}_k(f) \right)^{\frac{1-\rho^2}{1+\rho^2}} \sum_k \mathbf{I}_k(f) \\ &\leq \rho^{-2c \log n} n^{-\alpha \frac{1-\rho^2}{1+\rho^2}} \sum_k \mathbf{I}_k(f) \text{ by our assumption.} \end{aligned} \tag{VII.1}$$

Now fixing any $\rho \in (0, 1)$, and then choosing the constant c depending on ρ and α , the lemma follows. By optimizing on the choice of ρ , one could get better constants if one wants. \square

5 Further discussion

Some words on the proof of Theorem VII.1

The main difficulty here is that the quantity of interest, $f(\omega) := \text{dist}_\omega(0, v)$, is no longer invariant under a large class of graph automorphisms. This lack of symmetry makes the study of influences more difficult. For example, edges near the endpoints 0 or v have very high influence (of order one). To gain some more symmetry, the authors in [BKS03] rely on a very nice “averaging” procedure. We refer to this paper for more details.

Known lower bounds on the fluctuations

We discussed mainly here ways to obtain upper bounds on the fluctuations of the shapes in first passage percolation. It is worth pointing out that some non-trivial *lower* bounds on the fluctuations are known for \mathbb{Z}^2 . See [PP94, NP95].

Remark VII.5. We end by mentioning that the proof given in [BKS03] was based on an inequality by Talagrand. The proof given here avoids this inequality.

Exercise sheet of Chapter VII

Problem VII.1. Let $n \geq 1$ and $d \geq 2$. Consider the random metric on the torus $\mathbb{Z}^d/n\mathbb{Z}^d$ as described in this chapter. For any $k \geq 1$, let \mathcal{A}_n^k be the event that the shortest “horizontal” circuit is $\leq k$. If $d \geq 3$, show that for any choice of $k_n = k(n)$, the family of events $\mathcal{A}_n^{k_n}$ is noise sensitive. (Note that the situation here is similar to the Problem I.9 in Chapter I.) Finally, discuss the two-dimensional case, $d = 2$ (non-rigorously).

Exercise VII.2. Show that Lemma VII.3 is false if $\mathbf{I}_k(f)$ is taken to be the square of the L^2 norm of $\nabla_k f$ rather than the probability of its support (i.e. find a counterexample).

Chapter VIII

Randomized algorithms and noise sensitivity

In this chapter, we explain how the notion of **revelment** for so-called randomized algorithms can in some cases yield direct information concerning the energy spectrum which may allow not only noise sensitivity results but even quantitative noise sensitivity results.

1 BKS and randomized algorithms

In the previous chapter, we explained how Theorem I.5 together with bounds on the pivotal exponent for percolation yields noise sensitivity for percolation crossings. However, in [BKS99], a different approach was in fact used for showing noise sensitivity which, while still using Theorem I.5, did not use these bounds on the critical exponent. In that approach, one sees the first appearance of randomized algorithms. In a nutshell, the authors showed that (1) if a monotone function is very uncorrelated with all majority functions, then it is noise sensitive (in a precise quantitative sense) and (2) percolation crossings are very uncorrelated with all majority functions. The latter is shown by constructing a certain algorithm which, due to the RSW Theorem II.1, looks at very few bits but still looks at enough bits in order to be able to determine the output of the function.

2 The revelment theorem

An **algorithm** for a Boolean function f is an algorithm A which queries (asks the values of) the bits one by one, where the decision of which bit to ask can be based on the values of the bits previously queried, and stops once f is determined (being determined means that f takes the same value no matter how the remaining bits are set).

A **randomized algorithm** for a Boolean function f is the same as above but

auxiliary randomness may also be used to decide the next value queried (including for the first bit). [In computer science, the term randomized decision tree would be used for our notion of randomized algorithm, but we will not use this terminology.]

The following definition of *revelment* will be crucial. Given a randomized algorithm A for a Boolean function f , we let J_A denote the random set of bits queried by A . (Note that this set depends both on the randomness corresponding to the choice of ω and the randomness inherent in running the algorithm, which are of course taken to be independent.)

Definition VIII.1. *The revelment of a randomized algorithm A for a Boolean function f , denoted by δ_A , is defined by*

$$\delta_A := \max_{i \in [n]} \mathbb{P}(i \in J_A).$$

The revelment of a Boolean function f , denoted by δ_f , is defined by

$$\delta_f := \inf_A \delta_A$$

where the infimum is taken over all randomized algorithms A for f .

This section presents a connection between noise sensitivity and randomized algorithms. It will be used later to yield an alternative proof of noise sensitivity for percolation crossings which is not based upon Theorem I.5 (or Proposition V.5). Two other advantages of the algorithmic approach of the present section over that mentioned in the previous section (besides the fact that it does not rest on Theorem I.5) is that it applies to nonmonotone functions and yields a more “quantitative” version of noise sensitivity.

We have only defined algorithms, randomized algorithms and revelment for Boolean functions but the definitions immediately extend to functions $f : \Omega_n \rightarrow \mathbb{R}$.

The main theorem of this section is the following.

Theorem VIII.1 ([SS10b]). *For any function $f : \Omega_n \rightarrow \mathbb{R}$ and for each $k = 1, 2, \dots$, we have that*

$$E_f(k) = \sum_{S \subseteq [n], |S|=k} \hat{f}(S)^2 \leq \delta_f k \|f\|^2, \quad (\text{VIII.1})$$

where $\|f\|$ denotes the L^2 norm of f with respect to the uniform probability measure on Ω and δ_f is the revelment of f .

Before giving the proof, we make some comments to help the reader see what is happening and suggest why a result like this might be true. Our original function is a sum of monomials with coefficients given by the Fourier coefficients. Each time a bit is revealed by the algorithm, we obtain a new Boolean function obtained by just substituting in the value of the bit we obtained into the corresponding variable. On the

algebraic side, those monomials which contain this bit go down by 1 in degree while the other monomials are unchanged. There might however be cancellation in the process which is what we hope for since when the algorithm stops, all the monomials (except the constant) must have been killed. The way cancellation occurs is illustrated as follows. The Boolean function at some stage might contain $(1/3)x_2x_4x_5 + (1/3)x_2x_4$ and then the bit x_5 might be revealed and take the value -1 . When we substitute this value into the variable, the two terms cancel and disappear, thereby bringing us 1 step closer to a constant (and hence determined) function.

As far as why the result might be true, the intuition, very roughly speaking, is as follows. The theorem says that for a Boolean function we cannot, for example, have $\delta = 1/1000$ and $\sum_i \hat{f}(\{i\})^2 = 1/2$. If the level 1 monomials of the function were

$$a_1\omega_1 + a_2\omega_2 + \cdots + a_n\omega_n,$$

then it is clear that after the algorithm is over, then with high probability, the sum of the squares of the coefficients of the terms which have not been reduced to a constant is still reasonably large. Therefore, since the function at the end of the algorithm is constant, these remaining terms must necessarily have been cancelled by higher degree monomials which, after running the algorithm, have been “reduced to” degree 1 monomials. If, for the sake of this heuristic argument, we assume that each bit is revealed independently, then the probability that a degree $k \geq 2$ monomial is brought down to a degree 1 monomial (which is necessary for it to help to cancel the degree 1 terms described above) is at most δ^{k-1} and hence the expected sum of the squares of the coefficients from the degree $k \geq 2$ monomials which are brought down to degree 1 is at most δ^{k-1} . The total such sum for levels 2 to n is then at most

$$\sum_{k=2}^n \delta^{k-1} \leq 2\delta$$

which won't be enough to cancel the (originally) degree 1 monomials which remained degree 1 after running the algorithm if δ is much less than $\sum_i \hat{f}(\{i\})^2$. A similar heuristic works for the other levels.

Proof. In the following, we let $\tilde{\Omega}$ denote the probability space that includes the randomness in the input bits of f and the randomness used to run the algorithm (which we assume to be independent) and we let \mathbb{E} denote the corresponding expectation. Without loss of generality, elements of $\tilde{\Omega}$ can be represented as $\tilde{\omega} = (\omega, \tau)$ where ω are the random bits and τ represents the randomness necessary to run the algorithm.

Now, fix $k \geq 1$. Let

$$g(\omega) := \sum_{|S|=k} \hat{f}(S) \chi_S(\omega), \quad \omega \in \Omega.$$

The left hand side of (VIII.1) is equal to $\|g\|^2$.

Let $J \subseteq [n]$ be the random set of all bits examined by the algorithm. Let \mathcal{A} denote the minimal σ -field for which J is measurable and every ω_i , $i \in J$, is measurable; this can be viewed as the relevant information gathered by the algorithm. For any function $h : \Omega \rightarrow \mathbb{R}$, let $h_J : \Omega \rightarrow \mathbb{R}$ denote the random function obtained by substituting the values of the bits in J . More precisely, if $\tilde{\omega} = (\omega, \tau)$ and $\omega' \in \Omega$, then $h_J(\tilde{\omega})(\omega')$ is $h(\omega'')$ where ω'' is ω on $J(\tilde{\omega})$ and is ω' on $[n] \setminus J(\tilde{\omega})$. In this way, h_J is a random variable on $\tilde{\Omega}$ taking values in the set of mappings from Ω to \mathbb{R} and it is immediate that this random variable is \mathcal{A} -measurable. When the algorithm terminates, the unexamined bits in Ω are unbiased and hence $\mathbb{E}[h | \mathcal{A}] = \int h_J (= \hat{h}_J(\emptyset))$ where \int is defined, as usual, to be integration with respect to uniform measure on Ω . It follows that $\mathbb{E}[h] = \mathbb{E}[\int h_J]$.

Similarly, for all h ,

$$\|h\|^2 = \mathbb{E}[h^2] = \mathbb{E}\left[\int h_J^2\right] = \mathbb{E}[\|h_J\|^2]. \quad (\text{VIII.2})$$

Since the algorithm determines f , it is \mathcal{A} measurable, and we have

$$\|g\|^2 = \mathbb{E}[gf] = \mathbb{E}\left[\mathbb{E}[gf | \mathcal{A}]\right] = \mathbb{E}\left[f \mathbb{E}[g | \mathcal{A}]\right].$$

Since $\mathbb{E}[g | \mathcal{A}] = \hat{g}_J(\emptyset)$, Cauchy-Schwarz therefore gives

$$\|g\|^2 \leq \sqrt{\mathbb{E}[\hat{g}_J(\emptyset)^2]} \|f\|. \quad (\text{VIII.3})$$

We now apply Parseval's formula to the (random) function g_J : this gives (for any $\tilde{\omega} = (\omega, \tau) \in \tilde{\Omega}$),

$$\hat{g}_J(\emptyset)^2 = \|g_J\|_2^2 - \sum_{|S|>0} \hat{g}_J(S)^2.$$

Taking the expectation over $\tilde{\omega} \in \tilde{\Omega}$, this leads to

$$\begin{aligned} \mathbb{E}[\hat{g}_J(\emptyset)^2] &= \mathbb{E}[\|g_J\|_2^2] - \sum_{|S|>0} \mathbb{E}[\hat{g}_J(S)^2] \\ &= \|g\|_2^2 - \sum_{|S|>0} \mathbb{E}[\hat{g}_J(S)^2] \quad \text{by (VIII.2)} \\ &= \sum_{|S|=k} \hat{g}(S)^2 - \sum_{|S|>0} \mathbb{E}[\hat{g}_J(S)^2] \quad \left\{ \begin{array}{l} \text{since } g \text{ is supported} \\ \text{on level-}k \text{ coefficients} \end{array} \right. \\ &\leq \sum_{|S|=k} \mathbb{E}[\hat{g}(S)^2 - \hat{g}_J(S)^2] \quad \left\{ \begin{array}{l} \text{by restricting to} \\ \text{level-}k \text{ coefficients} \end{array} \right. \end{aligned}$$

Now, since g_J is built randomly from g by fixing the variables in $J = J(\tilde{\omega})$, and since g by definition does not have frequencies larger than k , it is clear that for any S with $|S| = k$ we have

$$\hat{g}_J(S) = \begin{cases} \hat{g}(S) = \hat{f}(S), & \text{if } S \cap J(\tilde{\omega}) = \emptyset \\ 0, & \text{otherwise.} \end{cases}$$

Therefore, we obtain

$$\|\mathbb{E}[g | J]\|_2^2 = \mathbb{E}[\hat{g}_J(\emptyset)^2] \leq \sum_{|S|=k} \hat{g}(S)^2 \mathbb{P}[S \cap J \neq \emptyset] \leq \|g\|_2^2 k \delta.$$

Combining with (VIII.3) completes the proof. \square

Proposition IV.1 and Theorem VIII.1 immediately imply the following corollary.

Corollary VIII.2. *If the revealments satisfy*

$$\lim_{n \rightarrow \infty} \delta_{f_n} = 0,$$

then $\{f_n\}$ is noise sensitive.

In the exercises, one is asked to show that certain sequences of Boolean functions are noise sensitive by applying the above corollary.

3 An application to noise sensitivity of percolation

In this section, we apply Corollary VIII.2 to prove noise sensitivity of percolation crossings. The following result gives the necessary assumption that the revealments approach 0.

Theorem VIII.3 ([SS10b]). *Let $f = f_n$ be the indicator function for the event that critical site percolation on the triangular grid contains a left to right crossing of our $n \times n$ box. Then $\delta_{f_n} \leq n^{-1/4+o(1)}$ as $n \rightarrow \infty$.*

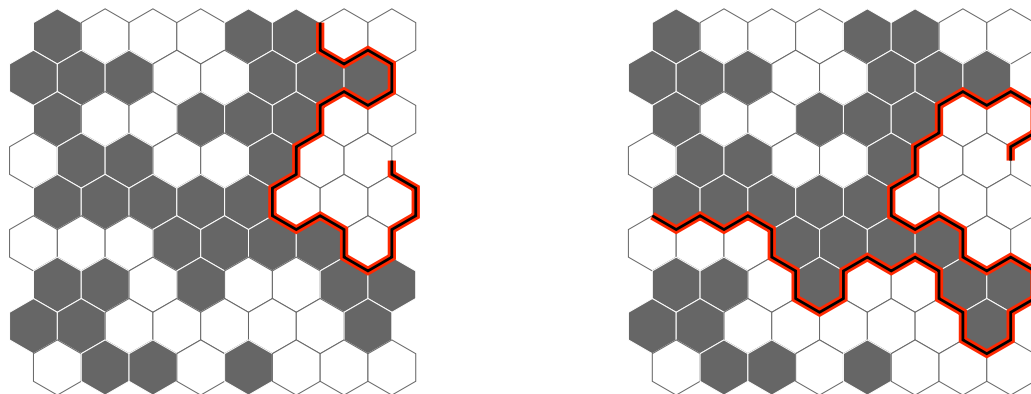
For critical bond percolation on the square grid, this holds with 1/4 replaced by some positive constant $a > 0$.

Outline of Proof. We outline the argument only for the triangular lattice; the argument for the square lattice is similar. We first give a first attempt at a good algorithm. We consider from Chapter II the exploration path or interface from the bottom right of the square to the top left used to detect a left right crossing. This (deterministic) algorithm simply asks the bits that it needs to know in order to continue the interface. Observe that if a bit is queried, it is necessarily the case that there is both a black and white path from next to the hexagon to the boundary. It follows, from the exponent of 1/4 for the 2-arm event in Chapter II, that, for hexagons far from the boundary, the probability that they are revealed is at most $R^{-1/4+o(1)}$ as desired. However, one cannot conclude that points near the boundary have small revealment and of course the right bottom point is always revealed.

The way that we modify the above algorithm so that all points have small revealment is as follows. We first choose a point x at random from the middle third of the right

side. We then run two algorithms, the first one which checks whether there is a left right path from the right side *above* x to the left side and the second one which checks whether there is a left right path from the right side *below* x to the left side. The first part is done by looking at an interface from x to the top left corner as above. The second part is done by looking at an interface from x to the bottom left corner as above (but where the colors on the two sides of the interface need to be swapped.)

It can then be shown with a little work (but no new conceptual ideas) that this modified algorithm has the desired revelation of at most $R^{-1/4+o(1)}$ as desired. One of the things that one needs to use in this analysis is the so-called one-arm half-plane exponent, which has a known value of $1/3$. See [SS10b] for details. \square



3.1 First quantitative noise sensitivity result

In this subsection, we give our first “polynomial bound” on the noise sensitivity of percolation. This is an important step in our understanding of quantitative noise sensitivity of percolation initiated in Chapter VI.

Recall that in the definition of noise sensitivity, ϵ is held fixed. However, as we have seen in Chapter VI, it is of interest to ask if the correlations can still go to 0 when $\epsilon = \epsilon_n$ goes to 0 with n but not so fast. The techniques of the present chapter imply the following result.

Theorem VIII.4 ([SS10b]). *Let $\{f_n\}$ be as in Theorem VIII.3. Then, for the triangular lattice, for all $\gamma < 1/8$,*

$$\lim_{n \rightarrow \infty} \mathbb{E}[f_n(\omega)f_n(\omega_{1/n^\gamma})] - \mathbb{E}[f_n(\omega)]^2 = 0. \quad (\text{VIII.4})$$

On the square lattice, there exists some $\gamma > 0$ with the above property.

Proof. We prove only the first statement; the square lattice case is handled similarly. First, (IV.3) gives us that every n and γ ,

$$\mathbb{E}[f_n(\omega)f_n(\omega_{1/n^\gamma})] - \mathbb{E}[f_n(\omega)]^2 = \sum_{k=1}^{\infty} E_{f_n}(k)(1 - 1/n^\gamma)^k. \quad (\text{VIII.5})$$

Note that there are order n^2 terms in the sum. Fix $\gamma < 1/8$. Choose $\epsilon > 0$ so that $\gamma + \epsilon < 1/8$. For large n , we have that $\delta_{f_n} \leq 1/n^{1/4-\epsilon}$. The right hand side of (VIII.5) is at most

$$\sum_{k=1}^{n^{\gamma+\epsilon/2}} k/n^{1/4-\epsilon} + (1 - 1/n^\gamma)^{n^{\gamma+\epsilon/2}}$$

by breaking up the sum at $n^{\gamma+\epsilon/2}$ and applying Theorems VIII.1 and VIII.3 to bound the $E_{f_n}(k)$ terms in the first part. The second term clearly goes to 0 while the first part also goes to 0 by the way ϵ was chosen. \square

Observe that the *proof* of Theorem VIII.4 immediately yields the following general result.

Corollary VIII.5. *Let $\{f_n\}$ be a sequence of Boolean functions on m_n bits with $\delta(f_n) \leq O(1)/n^\beta$ for all n . Then for all $\gamma < \beta/2$, we have that*

$$\lim_{n \rightarrow \infty} \mathbb{E}[f_n(\omega)f_n(\omega_{1/n^\gamma})] - \mathbb{E}[f_n(\omega)]^2 = 0. \quad (\text{VIII.6})$$

4 Lower bounds on revelations

One of the goals of the present section is to show that one cannot hope to reach the conjectured 3/4-sensitivity exponent with Theorem VIII.1. Theorem VIII.4 told us that we obtain asymptotic decorrelation if the noise is $1/n^\gamma$ for $\gamma < 1/8$. Note that this differs from the conjectured “critical exponent” of 3/4 by a factor of 6. In this section, we investigate the degree to which the 1/8 could potentially be improved and in the discussion, we will bring up an interesting open problem. We will also derive an interesting general theorem giving a nontrivial lower bound on the revelation for monotone functions. We start with the following definition.

Definition VIII.2. *Given a randomized algorithm A for a Boolean function f , let $C(A)$ (the cost of A) be the expected number of queries that the algorithm A makes. Let $C(f)$ (the cost of f) be the infimum of $C(A)$ over all randomized algorithms A for f .*

Remark VIII.1. (i). It is easy to see that $C(f)$ is unchanged if we take the infimum over deterministic algorithms.

(ii). Clearly $n\delta_A \geq C(A)$ and hence $n\delta_f \geq C(f)$.

(iii). $C(f)$ is at least the total influence $\mathbf{I}(f)$ since for any algorithm A and any i , the event that i is pivotal necessarily implies that the bit i is queried by A .

The following result due to O’Donnell and Servedio ([OS07]) is an essential improvement on the third part of the last remark.

Theorem VIII.6. *Let f be a monotone Boolean function mapping Ω_n into $\{-1, 1\}$. Then $C(f) \geq \mathbf{I}(f)^2$ and hence $\delta_f \geq \mathbf{I}(f)^2/n$.*

Proof. Fix any randomized algorithm A for f . Let $J = J_A$ be the random set of bits queried by A . We then have

$$\mathbf{I}(f) = \mathbb{E}\left[\sum_i f(\omega)\omega_i\right] = \mathbb{E}\left[f(\omega) \sum_i \omega_i I_{\{i \in J\}}\right] \leq \sqrt{\mathbb{E}[f(\omega)^2]} \sqrt{\mathbb{E}\left[\left(\sum_i \omega_i I_{\{i \in J\}}\right)^2\right]}$$

where the first equality uses monotonicity (recall Proposition IV.4) and then the Cauchy-Schwarz inequality is used. We now bound the first term by 1. For the second moment inside the second square root, the sum of the diagonal terms yields $\mathbb{E}[|J|]$ while the cross terms are all 0 since for $i \neq j$, $\mathbb{E}[\omega_i I_{\{i \in J\}} \omega_j I_{\{j \in J\}}] = 0$ as can be seen by breaking up the sum depending on whether i or j is queried first. This yields the result. \square

Returning to our event f_n of percolation crossings, since the sum of the influences is $n^{3/4+o(1)}$, Theorem VIII.6 tells us that $\delta_{f_n} \geq n^{-1/2+o(1)}$. It follows from the method of proof in Theorem VIII.4 that Theorem VIII.1 cannot improve the result of Theorem VIII.4 past $\gamma = 1/4$ which is still a factor of 3 from the critical value $3/4$. Of course, one could investigate the degree to which Theorem VIII.1 itself could be improved.

Theorem VIII.3 tells us that there are algorithms A_n for f_n such that $C(A_n) \leq n^{7/4+o(1)}$. On the other hand, Theorem VIII.6 tell us that it is necessarily the case that $C(A) \geq n^{6/4+o(1)}$.

Open Question: Find the smallest σ such that there are algorithms A_n for f_n with $C(A_n) \leq n^\sigma$. (We know $\sigma \in [6/4, 7/4]$.)

We mention another inequality relating revelation with influences which is a consequence of the results in [OSSS05].

Theorem VIII.7. *Let f be a Boolean function mapping Ω_n into $\{-1, 1\}$. Then $\delta_f \geq \text{Var}(f)/(n \max_i \mathbf{I}_i(f))$*

It is interesting to compare Theorems VIII.6 and VIII.7. Assuming $\text{Var}(f)$ is of order 1, and all the influences are of order $1/n^\alpha$, then it is easy to check that Theorem VIII.6 gives a better bound when $\alpha < 2/3$ and Theorem VIII.7 gives a better bound when $\alpha > 2/3$. For crossings of percolation, where α should be $5/8$, it is better to use Theorem VIII.6 rather than VIII.7.

Finally, there are a number of interesting results concerning revelation obtained in the paper [BSW05]. Four results are as follows.

1. If f is reasonably balanced on n bits, then the revelation is at least of order $1/n^{1/2}$.
2. There is a reasonably balanced function on n bits whose revelation is at most $O(1)(\log n)/n^{1/2}$.
3. If f is reasonably balanced on n bits and is monotone, then the revelation is at least of order $1/n^{1/3}$.
4. There is a reasonably balanced monotone function on n bits whose revelation is at most $O(1)(\log n)/n^{1/3}$.

We finally end this section by giving one more reference which gives an interesting connection between percolation, algorithms and game theory; see [PSSW07].

5 An application to a critical exponent

In this section, we show how Theorem VIII.1 or in fact Theorem VIII.6 can be used to show that the 4-arm exponent is strictly larger than 1; recall that with SLE technology, this can be shown for the triangular lattice.

Proposition VIII.8. *Both on the triangular lattice \mathbb{T} and on \mathbb{Z}^2 , there exists $\epsilon_0 > 0$ such that*

$$\alpha_4(R) \leq 1/R^{1+\epsilon_0}$$

We will assume the separation of arms result mentioned earlier in Chapter VI which says that for the event f_R , the influence of any variable further than distance $R/10$ from the boundary, a set of variables that we will denote by B for bulk, is $\asymp \alpha_4(R)$.

Proof. Theorems VIII.3 and VIII.1 imply that for some $a > 0$,

$$\sum_i \hat{f}_R(\{i\})^2 \leq 1/R^a.$$

Next, using the separation of arms as explained above, we have

$$R^2 \alpha_4^2(R) \leq O(1) \sum_{i \in B} \mathbf{I}_i^2. \quad (\text{VIII.7})$$

Proposition IV.4 then yields

$$R^2 \alpha_4^2(R) \leq O(1/R^a)$$

and the result follows. \square

Observe that Theorem VIII.6 could also be used as follows. Theorem VIII.3 implies that $C(f_R) \leq R^{2-a}$ for some $a > 0$ and then Theorem VIII.6 yields $\mathbf{I}(f_R)^2 \leq R^{2-a}$.

Exactly as in (VIII.7), one has, again using separation of arms, that

$$R^2 \alpha_4(R) \leq O(1) \sum_{i \in B} \mathbf{I}_i \leq O(1) \mathbf{I}(f_R). \quad (\text{VIII.8})$$

Altogether this gives us

$$R^4 \alpha_4^2(R) \leq O(1) R^{2-a},$$

again yielding the result.

We finally mention that it is not so strange that either of Theorems VIII.1 or VIII.6 can be used here since, as the reader can easily verify, for the case of monotone functions all of whose variables have the same influence, the case $k = 1$ in Theorem VIII.1 is equivalent to Theorem VIII.6.

Remark VIII.2. We now mention that the proof for the multi-scale version of Proposition VI.6 is an extension of the approach of O'Donnell and Servedio above.

6 Does noise sensitivity imply low revelation?

As far as these lectures are concerned, this subsection will not connect to anything that follows and hence can be viewed as tangential.

It is natural to ask if the converse of Corollary VIII.2 might be true. A moment's thought reveals that example 2, Parity, provides a counterexample. However, it is more interesting perhaps that there is a monotone counterexample to the converse which is provided by example 5, Clique containment.

Proposition VIII.9. *Clique containment provides an example showing that the converse of Corollary VIII.2 is false for monotone functions.*

Outline of Proof. We first explain more precisely the size of the clique that we are looking for. Given n and k , let $f(n, k) := \binom{n}{k} 2^{-\binom{k}{2}}$, which is just the expected number of cliques of size k in a random graph. When k is around $2 \log_2(n)$, it is easy to check that $f(n, k+1)/f(n, k)$ is $o(1)$ as $n \rightarrow \infty$. For such k , clearly if $f(n, k)$ is small, then with high probability there is no k -clique while it can be shown, via a second moment type argument, that if $f(n, k)$ is large, then with high probability there is a k -clique. One now takes k_n to be around $2 \log_2(n)$ such that $f(n, k_n) \geq 1$ and $f(n, k_n + 1) < 1$. Since $f(n, k+1)/f(n, k)$ is $o(1)$, it follows with some thought from the above that the clique number is concentrated on at most 2 points. Furthermore, if $f(n, k_n)$ is very large and $f(n, k_n + 1)$ very small, then it is concentrated on one point. Again, see [AS00] for details.

Finally, we denote the event that the random graph on n vertices contains a clique of size k_n by A_n . We have already seen in one of the exercises that this example is noise sensitive. We will only consider a sequence of n 's so that A_n is nondegenerate in the sense that the probabilities of this sequence stay bounded away from 0 and 1. An interesting point is that there is such a sequence. Again, see [AS00] for this. To show that the revealments do not go to 0, it suffices to show that the sequence of costs (see Definition VIII.2 and the remarks afterwards) is $\Omega(n^2)$. We prove something stronger but, to do this, we must first give a few more definitions.

Definition VIII.3. *For a given Boolean function f , a **witness** for ω is any subset W of the variables such that the elements of ω in W determine f in the sense that for every ω' which agrees with ω on W , we have that $f(\omega) = f(\omega')$. The **witness size** of ω , denoted $w(\omega)$, is the size of the smallest witness for ω . The **expected witness size**, denoted by $w(f)$, is $\mathbb{E}(w(\omega))$.*

Observe that, for any Boolean function f , the bits revealed by any algorithm A for f and for any ω is always a witness for ω . It easily follows that the cost $C(f)$ satisfies $C(f) \geq w(f)$. Therefore, in order to prove the proposition, it suffices to show that

$$w(f_n) = \Omega(n^2). \tag{VIII.9}$$

Remark VIII.3. (i). The above also implies that with a fixed uniform probability, $w(\omega)$ is $\Omega(n^2)$.

(ii). Of course when f_n is 1, there is always a (small) witness of size $\binom{k_n}{2} \ll n$ and so the large average witness size comes from when f_n is -1 .

(iii). However, it is not deterministically true that when f_n is -1 , $w(\omega)$ is necessarily of size $\Omega(n^2)$. For example, for $\omega \equiv -1$ (corresponding to the empty graph), the witness size is $o(n^2)$ as is easily checked. Clearly the empty graph has the smallest witness size among ω with $f_n = -1$.

Lemma VIII.10. *Let E_n be the event that all sets of vertices of size at least $.97n$ contains C_{k_n-3} . Then $\lim_{n \rightarrow \infty} \mathbb{P}(E_n) = 1$.*

Proof. This follows, after some work, from the Janson inequalities. See [AS00] for details concerning these inequalities. \square

Lemma VIII.11. *Let U be any collection of at most $n^2/1000$ edges in C_n . Then there exist distinct v_1, v_2, v_3 such that no edge in U goes between any v_i and v_j and*

$$|\{e \in U : e \text{ is an edge between } \{v_1, v_2, v_3\} \text{ and } \{v_1, v_2, v_3\}^c\}| \leq n/50. \quad (\text{VIII.10})$$

Proof. We use the probabilistic method where we choose $\{v_1, v_2, v_3\}$ to be a uniformly chosen 3-set. It is immediate that the probability that the first condition fails is at most $3|U|/\binom{n}{2} \leq 1/100$. Letting Y be the number of edges in the set appearing in (VIII.10) and Y' be the number of U edges touching v_1 , it is easy to see that

$$\mathbb{E}(Y) \leq 3\mathbb{E}(Y') = 6|U|/n \leq n/100$$

where the equality follows from the fact that, for any graph, the number of edges is half the total degree. By Markov's inequality, the probability of the event in (VIII.10) holds with probability at least $1/2$. This shows that the random 3-set $\{v_1, v_2, v_3\}$ satisfies the two stated conditions with positive probability and hence such a 3-set exists. \square

By Lemma VIII.10, we have $\mathbb{P}(A_n^c \cap E_n) \geq c > 0$ for all large n . To prove the theorem, it therefore suffices to show that if $A_n^c \cap E_n$ occurs, there is no witness of size smaller than $n^2/1000$. Assume U to be any set of edges of size smaller than $n^2/1000$. Choose $\{v_1, v_2, v_3\}$ from Lemma VIII.11. By the second condition in this lemma, there exists a set S of size at least $.97n$ which is disjoint from $\{v_1, v_2, v_3\}$ which has no U -edge to $\{v_1, v_2, v_3\}$. Since E_n occurs, S contains a C_{k_n-3} , whose vertices we denote by T . Since there are no U -edges between T and $\{v_1, v_2, v_3\}$ or within $\{v_1, v_2, v_3\}$ (by the first condition in Lemma VIII.11) and T is the complete graph, U cannot be a witness since A_n^c occurred. \square

The key step in the proof of Proposition VIII.9 is (VIII.9). This is stated without proof in [FKW02]; however, E. Friedgut provided us with the above proof.

Exercise sheet of Chapter VIII

Exercise VIII.1. Compute the revealment for Majority function on 3 bits.

Exercise VIII.2. Use Corollary VIII.2 to show that Examples 4 and 6, Iterated 3-Majority function and tribes, are noise sensitive.

Exercise VIII.3. For transitive monotone functions, is there a relationship between revealment and the minimal cost over all algorithms?

Exercise VIII.4. Show that for transitive monotone functions, Theorem VIII.6 yields the same result as Theorem VIII.1 does for the case $k = 1$.

Exercise VIII.5. What can you say about the sequence of revealments for the Iterated 3-Majority function? [It can be shown that the sequence of revealments decays like $1/n^\sigma$ for some σ but it is an open question what σ is.]

Exercise VIII.6. You are given a sequence of Boolean functions and told that it is not noise sensitive using noise $\epsilon_n = 1/n^{1/5}$. What, if anything, can you conclude about the sequence of revealments δ_n ?

Exercise VIII.7. Note that a consequence of Corollary VIII.2 and the last line in Remark IV.2 is that if $\{f_n\}$ is a sequence of monotone functions, then, if the revealments of $\{f_n\}$ go to 0, the sums of the squared influences approach 0. Show that this implication is false without the monotonicity assumption.

Chapter IX

The spectral sample

It turns out that it is very useful to view the Fourier coefficients of a Boolean function as a random subset of the input bits where the “weight” or “probability” of a subset is its squared Fourier coefficient. It is our understanding that it was Gil Kalai who suggested that thinking of the spectrum as a random set could shed some light on the types of questions we are looking at here. The following is the crucial definition in this chapter.

1 Definition of the spectral sample

Definition IX.1. *Given a Boolean function $f : \Omega_n \rightarrow \{\pm 1\}$ or $\{0, 1\}$, we let the spectral measure $\hat{\mathbb{Q}} = \hat{\mathbb{Q}}_f$ of f be the measure on subsets $\{1, \dots, n\}$ given by*

$$\hat{\mathbb{Q}}_f(S) := \hat{f}(S)^2, \quad S \subset \{1, \dots, n\}.$$

*We let $\mathcal{S}_f = \mathcal{S}$ denote a subset of $\{1, \dots, n\}$ chosen according to this measure and call this the **spectral sample**. We let $\hat{\mathbb{Q}}$ also denote the corresponding expectation (even when $\hat{\mathbb{Q}}$ is not a probability measure).*

By Parseval’s formula, the total mass of the so-defined spectral measure is

$$\sum_{S \subset \{1, \dots, n\}} \hat{f}(S)^2 = \mathbb{E}[f^2].$$

This makes the following definition natural.

Definition IX.2. *Given a Boolean function $f : \Omega_n \rightarrow \{\pm 1\}$ or $\{0, 1\}$, we let the spectral probability measure $\hat{\mathbb{P}} = \hat{\mathbb{P}}_f$ of f be the probability measure on subsets of $\{1, \dots, n\}$ given by*

$$\hat{\mathbb{P}}_f(S) := \frac{\hat{f}(S)^2}{\mathbb{E}[f^2]}, \quad S \subset \{1, \dots, n\}.$$

Since $\hat{\mathbb{P}}_f$ is just $\hat{\mathbb{Q}}_f$ up to a renormalization factor, the **spectral sample** $\mathcal{S}_f = \mathcal{S}$ will denote as well a random subset of $[n]$ sampled according to $\hat{\mathbb{P}}_f$. We let $\hat{\mathbb{E}}_f = \hat{\mathbb{E}}$ denote its corresponding expectation.

Remark IX.1.

- (i) Note that if f maps into $\{\pm 1\}$, then, by Parseval's formula, $\hat{\mathbb{Q}}_f = \hat{\mathbb{P}}_f$ while if it maps into $\{0, 1\}$, $\hat{\mathbb{Q}}_f$ will be a subprobability measure.
- (ii) Observe that if $(f_n)_n$ is a sequence of non-degenerate Boolean functions into $\{0, 1\}$, then $\hat{\mathbb{P}}_{f_n} \asymp \hat{\mathbb{Q}}_{f_n}$.
- (iii) There is no statistical relationship between ω and \mathcal{S}_f as they are defined on different probability spaces. The spectral sample will just be a convenient point of view in order to understand the questions we are studying.

Some of the formulas and results we have previously derived in these notes have very simple formulations in terms of the spectral sample. For example, it is immediate to check that (IV.2) simply becomes

$$\mathbb{E}[f(\omega)f(\omega_\epsilon)] = \hat{\mathbb{Q}}_f[(1 - \epsilon)^{|\mathcal{S}|}] \quad (\text{IX.1})$$

or

$$\mathbb{E}[f(\omega)f(\omega_\epsilon)] - \mathbb{E}[f(\omega)]^2 = \hat{\mathbb{Q}}_f[(1 - \epsilon)^{|\mathcal{S}|} I_{\mathcal{S} \neq \emptyset}]. \quad (\text{IX.2})$$

Next, in terms of the spectral sample, Propositions IV.1 and IV.2 simply become the following proposition.

Proposition IX.1. *If $\{f_n\}$ is a sequence of Boolean functions mapping into $\{\pm 1\}$, then we have the following.*

1. $\{f_n\}$ is noise sensitive if and only if $|\mathcal{S}_{f_n}| \rightarrow \infty$ in probability on the set $\{|\mathcal{S}_{f_n}| \neq 0\}$.
2. $\{f_n\}$ is noise stable if and only if the random variables $\{|\mathcal{S}_{f_n}|\}$ are tight.

There is also a nice relationship between the pivotal set \mathcal{P} and the spectral sample. The following result, which is simply Proposition IV.3 (see also the remark after this proposition), tells us that the two random sets \mathcal{P} and \mathcal{S} have the same 1-dimensional marginals.

Proposition IX.2. *If f is a Boolean function mapping into $\{\pm 1\}$, then for all $i \in [n]$ we have that*

$$\mathbb{P}(i \in \mathcal{P}) = \hat{\mathbb{Q}}(i \in \mathcal{S})$$

and hence $\mathbb{E}(|\mathcal{P}|) = \hat{\mathbb{Q}}(|\mathcal{S}|)$.

(This proposition is stated with $\hat{\mathbb{Q}}$ instead of $\hat{\mathbb{P}}$ since if f maps into $\{0, 1\}$ instead, then the reader can check that the above holds with an extra factor of 4 on the right hand side while if $\hat{\mathbb{P}}$ were used instead, then this would not be true for any constant.)

Even though \mathcal{S} and \mathcal{P} have the same “1-dimensional” marginals, it is not however true that these two random sets have the same distribution. For example, it is easily checked that for \mathbf{MAJ}_3 , these two distributions are different. Interestingly, as we will see in the next section, \mathcal{S} and \mathcal{P} also always have the same “2-dimensional” marginals. This will prove useful when applying second moment method arguments.

Before ending this section, let us give an alternative proof of Proposition VI.9 using this point of view of thinking of \mathcal{S} as a random set.

Alternative proof of Proposition VI.9 The statement of the proposition when converted to the spectrum states (see the exercises in this chapter if this is not clear) that for any $a_n \rightarrow \infty$,

$$\lim_{n \rightarrow \infty} \hat{\mathbb{P}}(|\mathcal{S}_n| \geq a_n n^2 \alpha_4(n)) = 0.$$

However this immediately follows from Markov’s inequality using Propositions VI.8 and IX.2. □

2 A way to sample the spectral sample in a sub-domain

In this section, we describe a method of “sampling” the spectral measure restricted to a subset of the bits. As an application of this, we show that \mathcal{S} and \mathcal{P} in fact have the same 2-dimensional marginals, namely that for all i and j , $\mathbb{P}(i, j \in \mathcal{P}) = \hat{\mathbb{Q}}(i, j \in \mathcal{S})$.

In order to first get a little intuition about the spectral measure, we start with an easy proposition.

Proposition IX.3 ([GPS10]). *For a Boolean function f and $A \subseteq \{1, 2, \dots, n\}$, we have*

$$\hat{\mathbb{Q}}(\mathcal{S}_f \subseteq A) = \mathbb{E}[|\mathbb{E}(f|A)|^2]$$

where conditioning on A means conditioning on the bits in A .

Proof. Noting that $\mathbb{E}(\chi_S|A)$ is χ_S if $S \subseteq A$ and 0 otherwise, we obtain by expanding that

$$\mathbb{E}(f|A) = \sum_{S \subseteq A} \hat{f}(S) \chi_S.$$

Now apply Parseval’s formula. □

If we have a subset $A \subseteq \{1, 2, \dots, n\}$, how do we “sample” from $A \cap \mathcal{S}$? A nice way to proceed is as follows: choose a random configuration outside of A , then look at the induced function on A and sample from the induced function’s spectral measure. The following proposition justifies in precise terms this way of sampling. Its proof is just an extension of the proof of Proposition IX.3.

Proposition IX.4 ([GPS10]). *Fix a Boolean function f on Ω_n . For $A \subseteq \{1, 2, \dots, n\}$ and $y \in \{\pm 1\}^{A^c}$, that is a configuration on A^c , let g_y be the function defined on $\{\pm 1\}^A$ obtained by using f but fixing the configuration to be y outside of A . Then for any $S \subseteq A$, we have*

$$\hat{\mathbb{Q}}(\mathcal{S}_f \cap A = S) = \mathbb{E}[\hat{\mathbb{Q}}(\mathcal{S}_{g_y} = S)] = \mathbb{E}[\hat{g}_y^2(S)].$$

Proof. Using the first line of the proof of Proposition IX.3, it is easy to check that for any $S \subseteq A$, we have that

$$\mathbb{E}[f \chi_S | \mathcal{F}_{A^c}] = \sum_{S' \subseteq A^c} \hat{f}(S \cup S') \chi_{S'}.$$

This gives

$$\mathbb{E}\left[\mathbb{E}[f \chi_S | \mathcal{F}_{A^c}]^2\right] = \sum_{S' \subseteq A^c} \hat{f}(S \cup S')^2 = \hat{\mathbb{Q}}[\mathcal{S} \cap A = S]$$

which is precisely the claim. \square

Remark IX.2. Observe that Proposition IX.3 is a special case of Proposition IX.4 when S is taken to be \emptyset and A is replaced by A^c .

The following corollary was first observed by Gil Kalai.

Corollary IX.5 ([GPS10]). *If f is a Boolean function mapping into $\{\pm 1\}$, then for all i and j ,*

$$\mathbb{P}(i, j \in \mathcal{P}) = \hat{\mathbb{Q}}(i, j \in \mathcal{S}).$$

(The comment immediately following Proposition IX.2 holds here as well.)

Proof. Although it has already been established that \mathcal{P} and \mathcal{S} have the same 1-dimensional marginals, we first show how Proposition IX.4 can be used to establish this. This latter proposition yields, with $A = S = \{i\}$, that

$$\hat{\mathbb{Q}}(i \in \mathcal{S}) = \hat{\mathbb{Q}}(\mathcal{S} \cap \{i\} = \{i\}) = \mathbb{E}[\hat{g}_y^2(\{i\})].$$

Note that g_y is $\pm\omega_i$ if i is pivotal and constant if i is not pivotal. Hence the last term is $\mathbb{P}(i \in \mathcal{P})$.

For the 2-dimensional marginals, one first checks this by hand when $n = 2$. For general n , taking $A = S = \{i, j\}$ in Proposition IX.4, we have

$$\hat{\mathbb{Q}}(i, j \in \mathcal{S}) = \mathbb{P}(\mathcal{S} \cap \{i, j\} = \{i, j\}) = \mathbb{E}[\hat{g}_y^2(\{i, j\})].$$

For fixed y , the $n = 2$ case tells us that $\hat{g}_y^2(\{i, j\}) = \mathbb{P}(i, j \in \mathcal{P}_{g_y})$. Finally, a little thought shows that $\mathbb{E}[\mathbb{P}(i, j \in \mathcal{P}_{g_y})] = \mathbb{P}(i, j \in \mathcal{P})$, completing the proof. \square

3 Nontrivial spectrum near the upper bound for percolation

We now return to our central event of percolation crossings of the rectangle R_n where f_n denotes this event. At this point, we know that for \mathbb{Z}^2 , (most of) the spectrum lies between n^{ϵ_0} (for some $\epsilon_0 > 0$) and $n^2\alpha_4(n)$ while for \mathbb{T} it sits between $n^{1/8+o(1)}$ and $n^{3/4+o(1)}$. In this section, we show that there is a nontrivial amount of spectrum near the upper bound $n^2\alpha_4(n)$. For \mathbb{T} , in terms of quantitative noise sensitivity, this tells us that if our noise sequence ϵ_n is equal to $1/n^{3/4-\delta}$ for fixed $\delta > 0$, then in the limit, the two variables $f(\omega)$ and $f(\omega_{\epsilon_n})$ are not perfectly correlated; i.e., there is some degree of independence. (See the exercises for understanding such arguments.) However, we cannot conclude that there is full independence since we don't know that "all" of the spectrum is near $n^{3/4+o(1)}$ (yet!).

Theorem IX.6 ([GPS10]). *Consider our percolation crossing functions $\{f_n\}$ (with values into $\{\pm 1\}$) of the rectangles R_n for \mathbb{Z}^2 or \mathbb{T} . There exists $c > 0$ such that for all n ,*

$$\hat{\mathbb{P}}[|\mathcal{S}_n| \geq cn^2\alpha_4(n)] \geq c.$$

The key lemma for proving this is the following second moment bound on the number of pivotals which we prove afterwards. It has a similar flavor to Exercise 6 in Chapter VI.

Lemma IX.7 ([GPS10]). *Consider our percolation crossing functions $\{f_n\}$ above and let R'_n be the box concentric with R_n with half the radius. If $X_n = |\mathcal{P}_n \cap R'_n|$ is the cardinality of the set of pivotal points in R'_n , then there exists a constant C such that for all n we have that*

$$\mathbb{E}[|X_n|^2] \leq C\mathbb{E}[|X_n|]^2.$$

Proof of Theorem IX.6. Since \mathcal{P}_n and \mathcal{S}_n have the same 1 and 2-dimensional marginals, it follows fairly straightforward from Lemma IX.7 that we also have that for all n

$$\hat{\mathbb{P}}[|\mathcal{S}_n \cap R'_n|^2] \leq C\hat{\mathbb{P}}[|\mathcal{S}_n \cap R'_n|]^2.$$

Recall now the Paley-Zygmund inequality which states that if $Z \geq 0$, then for all $\theta \in (0, 1)$,

$$\mathbb{P}(Z \geq \theta \mathbb{E}[Z]) \geq (1 - \theta)^2 \frac{\mathbb{E}[Z]^2}{\mathbb{E}[Z^2]}. \quad (\text{IX.3})$$

The two above inequalities (with $Z = |\mathcal{S}_n \cap R'_n|$ and $\theta = 1/2$) imply that for all n ,

$$\hat{\mathbb{P}}[|\mathcal{S}_n \cap R'_n| \geq \frac{\hat{\mathbb{E}}[|\mathcal{S}_n \cap R'_n|]}{2}] \geq \frac{1}{4C}.$$

Now, by Proposition IX.2, one has that $\hat{\mathbb{E}}[|\mathcal{S}_n \cap R'_n|] = \mathbb{E}[X_n]$. Furthermore (a trivial modification of) Proposition VI.8 yields $\mathbb{E}[X_n] \asymp n^2 \alpha_4(n)$ which thus completes the proof. \square

We are now left with

Proof of Lemma IX.7. As indicated at the end of the proof of Theorem IX.6, we have that $\mathbb{E}(X_n) \asymp n^2 \alpha_4(n)$. Next, for $x, y \in R'_n$, a picture shows that

$$\mathbb{P}(x, y \in \mathcal{P}_n) \leq \alpha_4^2(|x - y|/2) \alpha_4(2|x - y|, n/2)$$

since we need to have the 4-arm event around x to distance $|x - y|/2$, the same for y , and the 4-arm event in the annulus centered at $(x + y)/2$ from distance $2|x - y|$ to distance $n/2$ and finally these three events are independent. This is by quasi-multiplicity at most

$$O(1) \alpha_4^2(n) / \alpha_4(|x - y|, n)$$

and hence

$$\mathbb{E}[|X_n|^2] \leq O(1) \alpha_4^2(n) \sum_{x, y} \frac{1}{\alpha_4(|x - y|, n)}.$$

Since, for a given x , there are at most $O(1) 2^{2k}$ y 's with $|x - y| \in [2^k, 2^{k+1}]$, using quasi-multiplicity, the above sum is at most

$$O(1) n^2 \alpha_4^2(n) \sum_{k=0}^{\log_2(n)} \frac{2^{2k}}{\alpha_4(2^k, n)}.$$

Using

$$\frac{1}{\alpha_4(r, R)} \leq (R/r)^{2-\epsilon}$$

(this is the fact that the four-arm exponent is strictly less than 2), the sum becomes at most

$$O(1) n^{4-\epsilon} \alpha_4^2(n) \sum_{k=0}^{\log_2(n)} 2^{k\epsilon}.$$

Since the last sum is at most $O(1) n^\epsilon$, we are done. \square

In terms of the consequences for quantitative noise sensitivity, Theorem IX.6 implies the following corollary; see the exercises for similar implications. We state this only for the triangular lattice. An analogous result holds for \mathbb{Z}^2 .

Corollary IX.8. *For \mathbb{T} , there exists $c > 0$ so that if $\epsilon_n = 1/(n^2 \alpha_4(n))$, then for all n ,*

$$\mathbb{P}(f_n(\omega) \neq f_n(\omega_{\epsilon_n})) \geq c.$$

3. NONTRIVIAL SPECTRUM NEAR THE UPPER BOUND FOR PERCOLATION 103

Note, importantly, this does *not* say that $f_n(\omega)$ and $f_n(\omega_{\epsilon_n})$ become asymptotically uncorrelated, only that they are not asymptotically completely correlated. To ensure that they are asymptotically uncorrelated is significantly more difficult and requires showing that “all” of the spectrum is near $n^{3/4}$. This much more difficult task is the subject of the next chapter.

Exercise sheet on chapter IX

Exercise IX.1. Let $\{f_n\}$ be an arbitrary sequence of Boolean functions mapping into $\{\pm 1\}$ with corresponding spectral samples $\{\mathcal{S}_n\}$.

(i). Show that $\hat{\mathbb{P}}[0 < |\mathcal{S}_n| \leq A_n] \rightarrow 0$ implies that $\hat{\mathbb{E}}[(1 - \epsilon_n)^{|\mathcal{S}_n|} I_{\mathcal{S}_n \neq \emptyset}] \rightarrow 0$ if $\epsilon_n A_n \rightarrow \infty$.

(ii). Show that $\hat{\mathbb{E}}[(1 - \epsilon_n)^{|\mathcal{S}_n|} I_{\mathcal{S}_n \neq \emptyset}] \rightarrow 0$ implies that $\hat{\mathbb{P}}[0 < |\mathcal{S}_n| \leq A_n] \rightarrow 0$ if $\epsilon_n A_n = O(1)$.

Exercise IX.2. Let $\{f_n\}$ be an arbitrary sequence of Boolean functions mapping into $\{\pm 1\}$ with corresponding spectral samples $\{\mathcal{S}_n\}$.

(i). Show that $\mathbb{P}[f(\omega) \neq f(\omega_{\epsilon_n})] \rightarrow 0$ and $A_n \epsilon_n = \Omega(1)$ imply that $\hat{\mathbb{P}}[|\mathcal{S}_n| \geq A_n] \rightarrow 0$.

(ii). Show that $\hat{\mathbb{P}}[|\mathcal{S}_n| \geq A_n] \rightarrow 0$ and $A_n \epsilon_n = o(1)$ imply that $\mathbb{P}[f(\omega) \neq f(\omega_{\epsilon_n})] \rightarrow 0$.

Exercise IX.3. Prove Corollary IX.8.

Exercise IX.4. For the iterated 3-Majority sequence, recall that the total influence is n^α where $\alpha = 1 - \log 2 / \log 3$. Show that for $\epsilon_n = 1/n^\alpha$, $\mathbb{P}(f_n(\omega) \neq f_n(\omega_{\epsilon_n}))$ does not tend to 0.

Exercise IX.5. Assume that $\{f_n\}$ is a sequence of monotone Boolean functions on n bits with total influence equal to $n^{1/2}$ up to constants. Show that the sequence cannot be noise sensitive. Is it necessarily noise stable as the Majority function is?

Exercise IX.6. Assume that $\{f_n\}$ is a sequence of monotone Boolean functions with mean 0 on n bits. Show that one cannot have noise sensitivity when using noise level $\epsilon_n = 1/n^{1/2}$.

Exercise IX.7. Show that \mathcal{P} and \mathcal{S} have the same 2-dimensional marginals using only Proposition IX.3 rather than Proposition IX.4.

Hint: It suffices to show that $\mathbb{P}(\{i, j\} \cap \mathcal{P} = \emptyset) = \hat{\mathbb{Q}}(\{i, j\} \cap \mathcal{S} = \emptyset)$.

Exercise IX.8. (Challenging problem) Do you expect that exercise IX.5 is sharp, meaning that, if $1/2$ is replaced by $\alpha < 1/2$, then one can find noise sensitive examples?

Chapter X

Sharp noise sensitivity of percolation

We will explain in this chapter the main ideas of the proof in [GPS10] that most of the “spectral mass” lies near $n^2\alpha_4(n) \approx n^{3/4+o(1)}$. This proof being rather long and involved, the content of this chapter will be far from a formal proof. Rather it should be considered as a (hopefully convincing) heuristic explanation of the main results, and possibly for the interested readers as a “reading guide” for the paper [GPS10].

Very briefly speaking, the idea behind the proof is to identify properties of the geometry of \mathcal{S}_{f_n} which are reminiscent of a self-similar fractal structure. Ideally, \mathcal{S}_{f_n} would behave like a spatial branching tree (or in other words a fractal percolation process), where distinct branches evolve independently of each other. This is conjecturally the case, but it turns out that it is very hard to control the dependency structure within \mathcal{S}_{f_n} . In [GPS10], only a tiny hint of spatial *independence* within \mathcal{S}_{f_n} is proved. One of the main difficulties of the proof is to overcome the fact that one has very little independence to play with.

A substantial part of this chapter focuses on the much simpler case of fractal percolation. Indeed, this process can be seen as the simplest toy model for the spectral sample \mathcal{S}_{f_n} . Explaining the simplified proof adapted to this setting already enables us to convey some of the main ideas for handling \mathcal{S}_{f_n} .

1 State of the art and main statement

See Figure X.1 where we summarize what we have learned so far about the spectral sample \mathcal{S}_{f_n} of a left to right crossing event f_n .

From this table, we see that the main question now is to prove that all the spectral mass indeed diverges at speed $n^2\alpha_4(n)$ which is $n^{3/4+o(1)}$ for the triangular lattice. This is the content of the following theorem.

	on the square lattice \mathbb{Z}^2	on the triangular lattice \mathbb{T}
The spectral mass diverges at polynomial speed	There is a positive exponent $\epsilon > 0$, s.t. $\hat{\mathbb{P}}[0 < \mathcal{S}_{f_n} < n^\epsilon] \rightarrow 0$	The same holds for all $\epsilon < 1/8$
Lower tail estimates	On both lattices, Theorem VIII.1 enables to obtain (non-sharp) lower tail estimates	
A positive fraction of the spectral mass lies “where it should”	There is some universal $c > 0$ s.t. $\hat{\mathbb{P}}[\mathcal{S}_{f_n} > cn^2\alpha_4(n)] > c$	$\hat{\mathbb{P}}[\mathcal{S}_{f_n} > cn^{3/4+o(1)}] > c$
May be summarized by the following picture		

Figure X.1: A summary of some of the results obtained so far for \mathcal{S}_{f_n} .

Theorem X.1 ([GPS10]).

$$\limsup_{n \rightarrow \infty} \hat{\mathbb{P}}[0 < |\mathcal{S}_{f_n}| < \lambda n^2 \alpha_4(n)] \xrightarrow{\lambda \rightarrow 0} 0 .$$

On the triangular lattice \mathbb{T} , the rate of decay in λ is known explicitly. Namely:

Theorem X.2 ([GPS10]). *On the triangular grid \mathbb{T} , the lower tail of $|\mathcal{S}_{f_n}|$ satisfies*

$$\limsup_{n \rightarrow \infty} \hat{\mathbb{P}}[0 < |\mathcal{S}_{f_n}| < \lambda \hat{\mathbb{E}}[|\mathcal{S}_{f_n}|]] \underset{\lambda \rightarrow 0}{\asymp} \lambda^{2/3} .$$

This result deals with what one might call the “macroscopic” lower tail, i.e. with quantities which asymptotically are still of order $\hat{\mathbb{E}}[|\mathcal{S}_{f_n}|]$ (since λ remains fixed in the above limsup). It turns out that in our later study of dynamical percolation in Chapter XI, we will need a sharp control on the full lower tail. This is the content of the following stronger theorem:

Theorem X.3 ([GPS10]). *On \mathbb{Z}^2 and on the triangular grid \mathbb{T} , for all $1 \leq r \leq n$, one has*

$$\hat{\mathbb{P}}[0 < |\mathcal{S}_{f_n}| < r^2 \alpha_4(r)] \asymp \frac{n^2}{r^2} \alpha_4(r, n)^2 .$$

On the triangular grid, this translates into

$$\hat{\mathbb{P}}[0 < |\mathcal{S}_{f_n}| < u] \approx n^{-\frac{1}{2}} u^{\frac{2}{3}} ,$$

where we write \approx to avoid relying on $o(1)$ terms in the exponents.

2 Overall strategy

In the above theorems, it is clear that we are mostly interested in the cardinality of \mathcal{S}_{f_n} . However, our strategy will consist in understanding as much as we can about the typical *geometry* of the random set \mathcal{S}_{f_n} sampled according to the spectral probability measure $\hat{\mathbb{P}}_{f_n}$.

As we have seen so far, the random set \mathcal{S}_{f_n} shares many properties with the set of pivotal points \mathcal{P}_{f_n} . A first possibility would be that they are asymptotically similar. After all, noise sensitivity is intimately related with pivotal points, so it is not unreasonable to hope for such a behavior. This scenario would be very convenient for us since the geometry of \mathcal{P}_{f_n} is now well understood (at least on \mathbb{T}) thanks to the SLE processes. In particular, in the case of \mathcal{P}_{f_n} , one can “explore” \mathcal{P}_{f_n} in a Markovian way by relying on exploration processes. Unfortunately, based on very convincing heuristics, it is conjectured that the scaling limits of $\frac{1}{n} \mathcal{S}_{f_n}$ and $\frac{1}{n} \mathcal{P}_{f_n}$ are singular random compact sets of the square. See Figure X.2 for a quick overview of the similarities and differences between these two random sets.

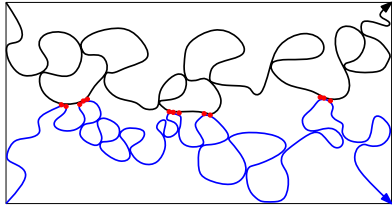
	Pivotal set \mathcal{P}_{f_n}	Spectral set \mathcal{S}_{f_n}
First moment	$\mathbb{E}[\mathcal{P}_{f_n}]$	$\hat{\mathbb{E}}[\mathcal{S}_{f_n}]$
Second moment	$\mathbb{E}[\mathcal{P}_{f_n} ^2]$	$\hat{\mathbb{E}}[\mathcal{S}_{f_n} ^2]$
Higher moments ($k \geq 3$)	In general, they differ !	
Methods for sampling these random sets	<p>Easy (and fast) using two exploration paths:</p> 	<p>The spectral sample \mathcal{S}_{f_n} is much harder to sample. In fact, the only known way to proceed is to compute the weights $\hat{f}_n(S)^2$, one at a time ...</p>
Spatial correlation structure	<p>Distant regions in \mathcal{P}_{f_n} behave more or less independently of each other. Furthermore, one can use the very convenient spatial Markov property due to the i.i.d structure of the percolation picture.</p>	<p style="text-align: center; color: red;">?</p> <p>Much of the picture here remains unclear</p>
Lower Tail behavior	$\mathbb{P}[\mathcal{P}_{f_n} = 1] \asymp n^{-\frac{11}{12}}$	$\hat{\mathbb{P}}[\mathcal{S}_{f_n} = 1] \asymp n^{-\frac{1}{2}}$

Figure X.2: Similarities and differences between \mathcal{S}_{f_n} and \mathcal{P}_{f_n} .

The conclusion of this table is that they indeed share many properties, but one cannot deduce lower tail estimates on $|\mathcal{S}_{f_n}|$ out of lower tail estimates on $|\mathcal{P}_{f_n}|$. Also, even worse, we will not be allowed to rely on spatial Markov properties for \mathcal{S}_{f_n} .

However, even though \mathcal{P}_{f_n} and \mathcal{S}_{f_n} differ in many ways, they share at least one essential property: a seemingly *self-similar fractal behavior*. The main strategy in [GPS10] to control the lower-tail behavior of $|\mathcal{S}_{f_n}|$ is to prove that in some very weak sense, \mathcal{S}_{f_n} behaves like the simplest model among self-similar fractal processes in $[0, n]^2$: i.e.

a super-critical spatial Galton-Watson tree embedded in $[0, n]^2$, also called a *fractal percolation process*. The lower tail of this very simple toy model will be investigated in detail in the next section with a technique which will be suitable for \mathcal{S}_{f_n} . The main difficulty which arises in this program is the lack of knowledge of the independency structure within \mathcal{S}_{f_n} . In other words, when we try to compare \mathcal{S}_{f_n} with a fractal percolation process, the self-similarity already requires some work, but the hardest part is to deal with the fact that distinct “branches” (or rather their analogues) are not known to behave even slightly independently of each other. We will discuss these issues in Section 4 but will not give a complete proof.

3 Toy model: the case of fractal percolation

As we explained above, our main strategy is to exploit the fact that \mathcal{S}_{f_n} has a certain self-similar fractal structure. Along this section, we will consider the simplest case of such a self-similar fractal object: namely *fractal percolation*, and we will detail in this simple setting what our later strategy will be. Deliberately, this strategy will not be optimal in this simplified case. In particular, we will not rely on the martingale techniques that one can use with fractal percolation or Galton-Watson trees, since such methods would not be available for our spectral sample \mathcal{S}_{f_n} .

3.1 Definition of the model and first properties

To make the analogy with \mathcal{S}_{f_n} easier let

$$n := 2^h, h \geq 1,$$

and let's fix a parameter $p \in (0, 1)$.

Now, *fractal percolation* on $[0, n]^2$ is defined inductively as follows: divide $[0, 2^h]^2$ into 4 squares and retain each of them independently with probability p . Let \mathcal{T}^1 be the union of the retained 2^{h-1} -squares. The second-level tree \mathcal{T}^2 is obtained by reiterating the same procedure independently for each 2^{h-1} -square in \mathcal{T}^1 . Continuing in the same fashion all the way to the squares of unit size, one obtains $\mathcal{T}_n = \mathcal{T} := \mathcal{T}^h$ which is a random subset of $[0, n]^2$. See [LyP11] for more on the definition of *fractal percolation*. See also Figure X.3 for an example of \mathcal{T}^5 .

Remark X.1. We thus introduced two different notations for the same random set ($\mathcal{T}_{n=2^h} \equiv \mathcal{T}^h$). The reason for this is that on the one hand the notation \mathcal{T}_n defined on $[0, n]^2 = [0, 2^h]^2$ makes the analogy with \mathcal{S}_{f_n} (also defined on $[0, n]^2$) easier, while on the other hand inductive proofs will be more convenient with the notation \mathcal{T}^h .

In order to have a supercritical Galton-Watson tree, one has to choose $p \in (1/4, 1)$. Furthermore, one can easily check the following easy proposition.

Proposition X.4. *Let $p \in (1/4, 1)$. Then*

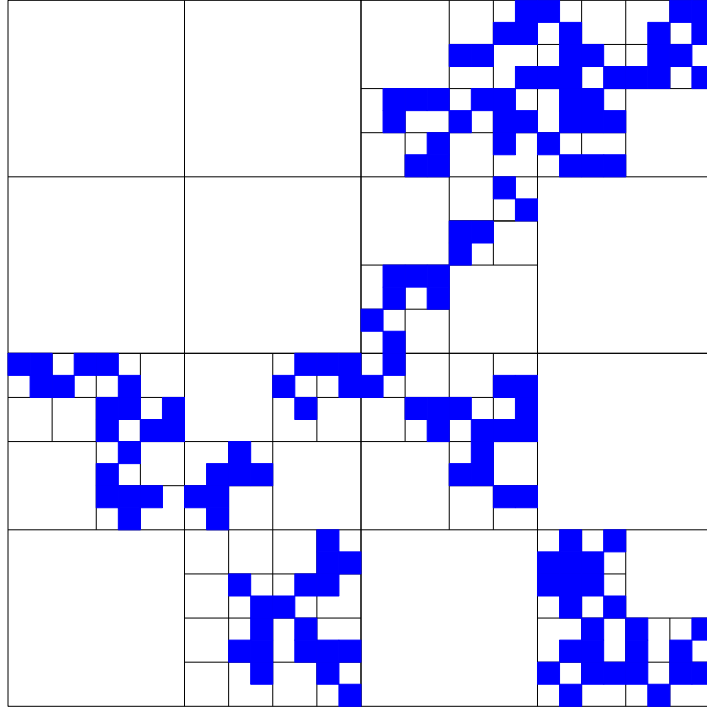


Figure X.3: A realization of a fractal percolation $\mathcal{T}_{2^5} = \mathcal{T}^5$

$$\mathbb{E}[|\mathcal{T}_n|] = n^2 p^h = n^{2+\log_2 p},$$

and

$$\mathbb{E}[|\mathcal{T}_n|^2] \leq O(1)\mathbb{E}[|\mathcal{T}_n|]^2.$$

In particular, by the second moment method (e.g. the Paley-Zygmund inequality), with positive probability, \mathcal{T}_n is of order $n^{2+\log_2 p}$.

Let

$$\alpha := 2 + \log_2 p.$$

This parameter α corresponds to the “fractal dimension” of \mathcal{T}_n . To make the analogy with \mathcal{S}_{f_n} even clearer, one could choose p in such a way that $\alpha = 2 + \log_2 p = 3/4$, but we will not need to.

The above proposition implies that on the event $\mathcal{T}_n \neq \emptyset$, with positive conditional probability $|\mathcal{T}_n|$ is large (of order n^α). This is the exact analogue of Theorem IX.6 for the spectral sample \mathcal{S}_{f_n} .

Let us first analyze what would be the analogue of Theorem X.1 in the case of our toy model \mathcal{T}_n . We have the following.

Proposition X.5.

$$\limsup_{n \rightarrow \infty} \mathbb{P}[0 < |\mathcal{T}_n| < \lambda n^\alpha] \xrightarrow{\lambda \rightarrow 0} 0.$$

Remark X.2. If one could rely on martingale techniques, then this proposition is a corollary of standard results. Indeed, as is well-known

$$M_i := \frac{|\mathcal{T}^i|}{(4p)^i},$$

is a positive martingale. Therefore it converges, as $n \rightarrow \infty$, to a non-negative random variable $W \geq 0$. Furthermore, the conditions of the Kesten-Stigum Theorem are fulfilled (see for example Section 5.1 in [LyP11]) and therefore W is positive on the event that there is no extinction. This implies the above proposition.

As we claimed above, we will intentionally follow a more hands-on approach in this section which will be more suitable to the random set \mathcal{S}_{f_n} which we have in mind. Furthermore this approach will have the great advantage to provide the following much more precise result, which is the analogue of Theorem X.3 for \mathcal{T}_n .

Proposition X.6. *For any $1 \leq r \leq n$,*

$$\mathbb{P}[0 < |\mathcal{T}_n| < r^\alpha] \asymp \left(\frac{r}{n}\right)^{\log_2 1/\mu},$$

where μ is an explicit constant in $(0, 1)$ computed in Exercise X.2.

3.2 Strategy and heuristics

Letting $u \ll n^\alpha$, we wish to estimate $\mathbb{P}[0 < |\mathcal{T}_n| < u]$. Even though we are only interested in the size of \mathcal{T}_n , we will try to estimate this quantity by understanding the *geometry* of the conditional set:

$$\mathcal{T}_n^{|u} := \mathcal{L}\left(\mathcal{T}_n \mid 0 < |\mathcal{T}_n| < u\right).$$

The first natural question to ask is whether this conditional random set is typically *localized* or not. See Figure X.4.

Intuitively, it is quite clear that the set \mathcal{T}_n conditioned to be very small will tend to be localized. So it is the picture on the right in Figure X.4 which is more likely. This would deserve a proof of course, but we will come back to this later. The fact that it should look more and more localized tells us that as one shrinks u , this should make our conditional $\mathcal{T}_n^{|u}$ more and more singular with respect to the unconditional one. But how much localization should we see? This is again fairly easy to answer, at least on the intuitive level. Indeed, $\mathcal{T}_n^{|u}$ should tend to localize until it reaches a certain mesoscopic scale r such that $1 \ll r \ll n$. One can compute how much it costs to maintain a single

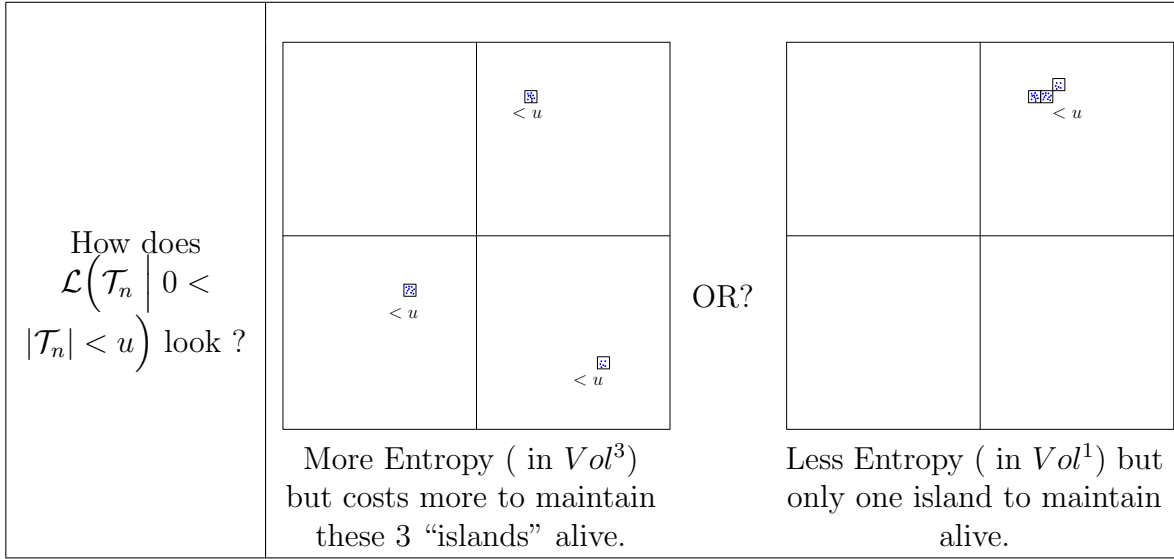


Figure X.4: Entropy v.s. Clustering effect

branch (or $O(1)$ branches) alive until scale r , but once this is achieved, one should let the system evolve in a “natural” way. In particular, once the tree survives all the way to a mesoscopic square of size r , it will (by the second moment method) produce $\Omega(r^\alpha)$ leaves there with positive probability.

To summarize, typically \mathcal{T}_n^u will maintain $O(1)$ many branches alive at scale $1 \ll r \ll n$, and then it will let the branching structure evolve in a basically unconditional way. The intermediate scale r is chosen so that $r^\alpha \asymp u$.

Definition X.1. *If $1 \leq r \leq n = 2^h$ is such that $r = 2^l, 0 \leq l \leq h$, let $\mathcal{T}_{(r)}$ denote the set of branches that were still alive at scale $r = 2^l$ in the iterative construction of \mathcal{T}_n . In other words, $\mathcal{T}_{(r)} \equiv \mathcal{T}^{h-l}$ and $\mathcal{T}_n \subset \bigcup \mathcal{T}_{(r)}$. This random set $\mathcal{T}_{(r)}$ will be the analogue of the “ r -smoothing” $\mathcal{S}_{(r)}$ of the spectral sample \mathcal{S}_{f_n} defined later in Definition X.2.*

Returning to our problem, the above heuristics say that one expects to have for any $1 \ll u \ll n^\alpha$.

$$\begin{aligned} \mathbb{P}[0 < |\mathcal{T}_n| < u] &\asymp \mathbb{P}[0 < |\mathcal{T}_{(r)}| \leq O(1)] \\ &\asymp \mathbb{P}[|\mathcal{T}_{(r)}| = 1], \end{aligned}$$

where r is a dyadic integer chosen such that $r^\alpha \asymp u$. Or in other words, we expect that

$$\mathbb{P}[0 < |\mathcal{T}_n| < r^\alpha] \asymp \mathbb{P}[|\mathcal{T}_{(r)}| = 1]. \tag{X.1}$$

In the next subsection, we briefly explain how this heuristic can be implemented into a proof in the case of the tree \mathcal{T}_n in a way which will be suitable to the study of \mathcal{S}_{f_n} . We will only skim through the main ideas for this tree case.

3.3 Setup of a proof for \mathcal{T}_n

Motivated by the above heuristics, we divide our system into two scales: above and below the mesoscopic scale r . One can write the lower tail event as follows (let $1 \ll r \ll n$):

$$\mathbb{P}[0 < |\mathcal{T}_n| < r^\alpha] = \sum_{k \geq 1} \mathbb{P}[|\mathcal{T}_{(r)}| = k] \mathbb{P}[0 < |\mathcal{T}_n| < r^\alpha \mid |\mathcal{T}_{(r)}| = k]. \quad (\text{X.2})$$

It is not hard to estimate the second term $\mathbb{P}[0 < |\mathcal{T}_n| < r^\alpha \mid |\mathcal{T}_{(r)}| = k]$. Indeed, in this term we are conditioning on having exactly k branches alive at scale r . Independently of where they are, “below” r , these k branches evolve independently of each other. Furthermore, by the second moment method, there is a universal constant $c > 0$ such that each of them exceeds the fatal amount of r^α leaves with probability at least c (note that in the opposite direction, each branch could also go extinct with positive probability). This implies that

$$\mathbb{P}[0 < |\mathcal{T}_n| < r^\alpha \mid |\mathcal{T}_{(r)}| = k] \leq (1 - c)^k.$$

Remark X.3. Note that one makes heavy use of the independence structure within \mathcal{T}_n here. This aspect is much more nontrivial for the spectral sample \mathcal{S}_{f_n} . Fortunately it turns out, and this is a key fact, that in [GPS10] one can prove a weak independence statement which in some sense makes it possible to follow this route.

We are left with the following upper bound:

$$\mathbb{P}[0 < |\mathcal{T}_n| < r^\alpha] \leq \sum_{k \geq 1} \mathbb{P}[|\mathcal{T}_{(r)}| = k] (1 - c)^k. \quad (\text{X.3})$$

In order to prove our goal of (X.1), by exploiting the exponential decay given by $(1 - c)^k$ (which followed from independence), it is enough to prove the following bound on the mesoscopic behavior of \mathcal{T} :

Lemma X.7. *There is a sub-exponential function $k \mapsto g(k)$ such that for all $1 \leq r \leq n$,*

$$\mathbb{P}[|\mathcal{T}_{(r)}| = k] \leq g(k) \mathbb{P}[|\mathcal{T}_{(r)}| = 1].$$

Notice as we did in Definition X.1 that since $\mathcal{T}_{(r)}$ has the same law as \mathcal{T}^{h-l} , this is a purely Galton-Watson tree type of question.

The big advantage of our strategy so far is that initially we were looking for a sharp control on $\mathbb{P}[0 < |\mathcal{T}_n| < u]$ and now, using this “two-scales” argument, it only remains to prove a crude upper bound on the lower tail of $|\mathcal{T}_{(r)}|$. By scale invariance this is nothing else than obtaining a crude upper bound on the lower tail of $|\mathcal{T}_n|$. Hence this division into two scales greatly simplified our task.

3.4 Sub-exponential estimate on the lower-tail (Lemma X.7)

The first step towards proving and understanding Lemma X.7 is to understand the term $\mathbb{P}[|\mathcal{T}_{(r)}| = 1]$. From now on, it will be easier to work with the “dyadic” notations instead, i.e. with $\mathcal{T}^i \equiv \mathcal{T}_{2^i}$ (see remark X.1). With these notations, the first step is equivalent to understanding the probabilities $p_i := \mathbb{P}[|\mathcal{T}^i| = 1]$. This aspect of the problem is very specific to the case of Galton-Watson trees and gives very little insight into the later study of the spectrum \mathcal{S}_{f_n} . Therefore we postpone the details to Exercise X.2. The conclusion of this (straightforward) exercise is that p_i behaves as $i \rightarrow \infty$ like

$$p_i \sim c \mu^i,$$

for an explicit exponent $\mu \in (0, 1)$ (see Exercise X.2). In particular, in order to prove Proposition X.6, it is now enough to find a sub-exponential function $k \mapsto g(k)$ such that for any $i, k \geq 1$,

$$\mathbb{P}[|\mathcal{T}^i| = k] \leq g(k) \mu^i. \quad (\text{X.4})$$

More precisely, we will prove the following lemma.

Lemma X.8. *Let $g(k) := 2^{\theta \log_2^2(k+2)}$, where θ is a fixed constant to be chosen later. Then for all $i, k \geq 1$, one has*

$$\mathbb{P}[|\mathcal{T}^i| = k] \leq g(k) \mu^i. \quad (\text{X.5})$$

We provide the proof of this lemma here, since it can be seen as a “toy proof” of the corresponding sub-exponential estimate needed for the r -smoothed spectral samples $\mathcal{S}_{(r)}$, stated in the coming Theorem X.13. The proof of this latter theorem shares some similarities with the proof below but is much more technical since in the case of $\mathcal{S}_{(r)}$ one has to deal with a more complex structure than the branching structure of a Galton-Watson tree.

Proof. We proceed by double induction. Let $k \geq 2$ be fixed and assume that equation (X.5) is already satisfied for all pair (i', k') such that $k' < k$. Based on this assumption, let us prove by induction on i that all pairs (i, k) satisfy equation (X.5) as well.

First of all, if i is small enough, this is obvious by the definition of $g(k)$. Let

$$J = J_k := \sup\{i \geq 1 : g(k) \mu^i > 10\}.$$

Then, it is clear that equation (X.5) is satisfied for all (i, k) with $i \leq J_k$. Now let $i > J_k$.

If \mathcal{T}^i is such that $|\mathcal{T}^i| = k \geq 1$, let $L = L(\mathcal{T}^i) \geq 0$ be the largest integer such that \mathcal{T}^i intersects only one square of size 2^{i-L} . This means that below scale 2^{i-L} , the tree \mathcal{T}^i splits into at least 2 live branches in distinct dyadic squares of size 2^{i-L-1} . Let

$d \in \{2, 3, 4\}$ be the number of such live branches. By decomposing on the value of L , and using the above assumption, we get

$$\begin{aligned} \mathbb{P}[|\mathcal{T}^i| = k] &\leq \mathbb{P}[L(\mathcal{T}^i) > i - J_k] + \\ &\frac{1}{1-q} \sum_{l=0}^{i-J_k} \mathbb{P}[L(\mathcal{T}^i) = l] \sum_{d=2}^4 \binom{4}{d} (\mu^{i-l-1})^d \sum_{\substack{(k_j)_{1 \leq j \leq d} \\ k_j \geq 1, \sum k_j = k}} \prod_j g(k_j) \end{aligned}$$

where q is the probability that our Galton-Watson tree goes extinct.

Let us first estimate what $\mathbb{P}[L(\mathcal{T}^i) \geq m]$ is for $m \geq 0$. If $m \geq 1$, this means that among the 2^{2m} dyadic squares of size 2^{i-m} , only one will remain alive all the way to scale 1. Yet, it might be that some other such squares are still alive at scale 2^{i-m} but will go extinct by the time they reach scale 1. Let $p_{m,b}$ be the probability that the process \mathcal{T}^{m+b} , which lives in $[0, 2^{m+b}]^2$, is entirely contained in a dyadic square of size 2^b . With such notations, one has

$$\mathbb{P}[L(\mathcal{T}^i) \geq m] = p_{m, i-m}.$$

Furthermore, if $i = m$, one has $p_{i,0} = p_i \sim c\mu^i$. It is not hard to prove (see Exercise X.2) the following lemma.

Lemma X.9. *For any value of $m, b \geq 0$, one has*

$$p_{m,b} \leq \mu^m.$$

In particular, one has a universal upper bound in $b \geq 0$.

It follows from the lemma that $\mathbb{P}[L(\mathcal{T}^i) = l] \leq \mathbb{P}[L(\mathcal{T}^i) \geq l] \leq \mu^l$ and

$$\mathbb{P}[L(\mathcal{T}^i) > i - J_k] \leq \mu^{i-J_k} \tag{X.6}$$

$$\leq \frac{1}{10} g(k) \mu^i \text{ by the definition of } J_k. \tag{X.7}$$

This gives us that for some constant C

$$\begin{aligned} \mathbb{P}[|\mathcal{T}^i| = k] &\leq \frac{\mu^i}{10} g(k) + C \sum_{l=0}^{i-J_k} \mu^l \sum_{d=2}^4 (\mu^{i-l})^d \sum_{\substack{(k_j)_{1 \leq j \leq d} \\ k_j \geq 1, \sum k_j = k}} \prod_j g(k_j) \\ &= \frac{\mu^i}{10} g(k) + C \mu^i \sum_{d=2}^4 \sum_{l=0}^{i-J_k} (\mu^{i-l})^{d-1} \sum_{\substack{(k_j)_{1 \leq j \leq d} \\ k_j \geq 1, \sum k_j = k}} \prod_j g(k_j). \end{aligned}$$

Let us deal with the $d = 2$ sum (the contributions coming from $d > 2$ being even smaller). By concavity of $k \mapsto \theta \log_2^2(k + 2)$, one obtains that for any (k_1, k_2) such that $k_1 + k_2 = k$: $g(k_1)g(k_2) \leq g(k/2)^2$. Since there are at most k^2 such pairs, this gives us the following bound on the $d = 2$ sum.

$$\begin{aligned} \sum_{l=0}^{i-J_k} (\mu^{i-l})^{2-1} \sum_{\substack{(k_j)_{1 \leq j \leq 2} \\ k_j \geq 1, \sum k_j = k}} \prod_j g(k_j) &\leq \sum_{l=0}^{i-J_k} \mu^{i-l} k^2 g(k/2)^2 \\ &\leq \frac{1}{1-\mu} \mu^{J_k} k^2 g(k/2)^2 \\ &\leq 10 \frac{1}{1-\mu} k^2 g(k/2)^2 (\mu g(k))^{-1}, \end{aligned}$$

by definition of J_k .

Now, some easy analysis implies that if one chooses the constant $\theta > 0$ large enough, then for any $k \geq 2$, one has $C 10 \frac{1}{1-\mu} k^2 g(k/2)^2 (\mu g(k))^{-1} \leq \frac{1}{10} g(k)$. Altogether (and taking into consideration the $d > 2$ contributions), this implies that

$$\mathbb{P}[|\mathcal{T}^i| = k] \leq \frac{2}{5} g(k) \mu^i \leq g(k) \mu^i,$$

as desired. \square

Remark X.4. Recall the initial question from Figure X.4 which asked whether the clustering effect wins over the entropy effect or not. This question enabled us to motivate the setup of the proof but in the end, we did not specifically address it. Notice that the above proof in fact solves the problem (see Exercise X.3).

4 Back to the spectrum: an exposition of the proof

4.1 Heuristic explanation

Let us now apply the strategy we developed for \mathcal{T}_n to the case of the spectral sample \mathcal{S}_{f_n} . Our goal is to prove Theorem X.3 (of which Theorems X.1 and X.2 are straightforward corollaries). Let $\mathcal{S}_{f_n} \subset [0, n]^2$ be our spectral sample. We have seen (Theorem IX.6) that with positive probability $|\mathcal{S}_{f_n}| \asymp n^2 \alpha_4(n)$. For all $1 < u < n^2 \alpha_4(n)$, we wish to understand the probability $\mathbb{P}[0 < |\mathcal{S}_{f_n}| < u]$. Following the notations we used for \mathcal{T}_n , let $\mathcal{S}_{f_n}^{|u}$ be the spectral sample conditioned on the event $\{0 < |\mathcal{S}_{f_n}| < u\}$.

Question: How does $\mathcal{S}_{f_n}^{|u}$ typically look?

To answer this question, one has to understand whether $\mathcal{S}_{f_n}^{|u}$ tends to be *localized* or not. Recall from Figure X.4 the illustration of the competition between entropy and

clustering effects in the case of \mathcal{T}_n . The same figure applies to the spectral sample \mathcal{S}_{f_n} . We will later state a **clustering lemma** (Lemma X.14) which will strongly support the localized behavior described in the next proposition.

Therefore we are guessing that our conditional set $\mathcal{S}_{f_n}^{|u}$ will tend to localize into $O(1)$ many squares of a certain scale r and will have a “normal” size within these r -squares. It remains to understand what this mesoscopic scale r as a function of u is.

By “scale invariance”, one expects that if \mathcal{S}_{f_n} is conditioned to live in a square of size r , then $|\mathcal{S}_{f_n}|$ will be of order $r^2\alpha_4(r)$ with positive conditional probability. More precisely, the following lemma will be proved in Problem X.6.

Lemma X.10. *There is a universal $c \in (0, 1)$ such that for any n and for any r -square $B \subset [n/4, 3n/4]^2$ in the “bulk” of $[0, n]^2$, one has*

$$\hat{\mathbb{P}}\left[\frac{|\mathcal{S}_{f_n}|}{r^2\alpha_4(r)} \in (c, 1/c) \mid \mathcal{S}_{f_n} \neq \emptyset \text{ and } \mathcal{S}_{f_n} \subset B\right] > c. \quad (\text{X.8})$$

In fact this lemma holds uniformly in the position of the r -square B inside $[0, n]^2$, but we will not discuss this here.

What this lemma tells us is that for any $1 < u < n^2\alpha_4(n)$, if one chooses $r = r_u$ in such a way that $r^2\alpha_4(r) \asymp u$, then we expect to have the following estimate:

$$\begin{aligned} \hat{\mathbb{P}}[0 < |\mathcal{S}_{f_n}| < u] &\asymp \hat{\mathbb{P}}[\mathcal{S}_{f_n} \text{ intersects } O(1) \text{ } r\text{-squares in } [0, n]^2] \\ &\asymp \hat{\mathbb{P}}[\mathcal{S}_{f_n} \text{ intersects a single } r\text{-square in } [0, n]^2] \end{aligned}$$

At this point, let us introduce a concept which will be very helpful in what follows.

Definition X.2 (“ r -smoothing”). *Let $1 \leq r \leq n$. Consider the domain $[0, n]^2$ and divide it into a grid of squares of edge-length r . (If $1 \ll r \ll n$, one can view this grid as a mesoscopic grid).*

If n is not divisible by r , write $n = mr + q$ and consider the grid of r -squares covering $[0, (m+1)r]^2$.

Now, for each subset $S \subset [0, n]^2$, define $S_{(r)}$ to be the set of $r \times r$ squares in the above grid which intersect S . In particular $|S_{(r)}|$ will correspond to the number of such r -squares which intersect S . With a slight abuse of notation, $S_{(r)}$ will sometimes also denote the actual subset of $[0, n]^2$ consisting of the union of these r -squares.

One can view the application $S \mapsto S_{(r)}$ as an r -smoothing since all the details below the scale r are lost.

Remark X.5. Note that in Definition X.1, we relied on a slightly different notion of “ r -smoothing” since in that case, $\mathcal{T}_{(r)}$ could also include r -branches which might go extinct by the time they reached scale one. The advantage of this choice was that there was an exact scale-invariance from \mathcal{T} to $\mathcal{T}_{(r)}$ while in the case of \mathcal{S}_{f_n} , there is no such exact scale-invariance from \mathcal{S} to $\mathcal{S}_{(r)}$.

With these notations, the above discussion leads us to believe that the following proposition should hold.

Proposition X.11. *For all $1 \leq r \leq n$, one has*

$$\hat{\mathbb{P}}[0 < |\mathcal{S}_{f_n}| < r^2 \alpha_4(r)] \asymp \hat{\mathbb{P}}_{f_n}[|\mathcal{S}_{(r)}| = 1].$$

Before explaining the setup used in [GPS10] to prove such a result, let us check that it indeed implies Theorem X.3. By neglecting the boundary issues, one has

$$\hat{\mathbb{P}}_{f_n}[|\mathcal{S}_{(r)}| = 1] \asymp \sum_{\substack{\text{\textit{r-squares}} \\ B \subset [n/4, 3n/4]^2}} \hat{\mathbb{P}}[\mathcal{S}_{f_n} \neq \emptyset \text{ and } \mathcal{S}_{f_n} \subset B]. \quad (\text{X.9})$$

There are $O(\frac{n^2}{r^2})$ such B squares, and for each of these, one can check (see Exercise X.5) that

$$\hat{\mathbb{P}}[\mathcal{S}_{f_n} \neq \emptyset \text{ and } \mathcal{S}_{f_n} \subset B] \asymp \alpha_4(r, n)^2. \quad (\text{X.10})$$

Therefore, Proposition X.11 indeed implies Theorem X.3.

4.2 Setup and organization of the proof of Proposition X.11

To start with, assume we knew that disjoint regions in the spectral sample \mathcal{S}_{f_n} behave more or less independently of each other in the following (vague) sense. For any $k \geq 1$ and any mesoscopic scale $1 \leq r \leq n$, if one conditions on $\mathcal{S}_{(r)}$ to be equal to $B_1 \cup \dots \cup B_k$ for k disjoint r -squares, then the conditional law of $\mathcal{S}_{\cup B_i}$ should be “similar” to an independent product of $\mathcal{L}[\mathcal{S}_{|B_i} \mid \mathcal{S} \cap B_i \neq \emptyset]$, $i \in \{1, \dots, k\}$. Similarly as in the tree case (where the analogous property for \mathcal{T}_n was an exact independence factorization), and assuming that the above comparison with an independent product could be made quantitative, this would potentially imply the following upper bound for a certain absolute constant $c > 0$:

$$\hat{\mathbb{P}}[0 < |\mathcal{S}_{f_n}| < r^2 \alpha_4(r)] \leq \sum_{k \geq 1} \hat{\mathbb{P}}[|\mathcal{S}_{(r)}| = k] (1 - c)^k. \quad (\text{X.11})$$

This means that even if one managed to obtain a good control on the dependency structure within \mathcal{S}_{f_n} (in the above sense), one would still need to have a good estimate on $\hat{\mathbb{P}}[|\mathcal{S}_{(r)}| = k]$ in order to deduce Proposition X.11. This part of the program is achieved in [GPS10] without requiring any information on the dependency structure of \mathcal{S}_{f_n} . More precisely, the following result is proved:

Theorem X.12 ([GPS10]). *There is a sub-exponential function $g \mapsto g(k)$, such that for any $1 \leq r \leq n$ and any $k \geq 1$,*

$$\hat{\mathbb{P}}[|\mathcal{S}_{(r)}| = k] \leq g(k) \hat{\mathbb{P}}[|\mathcal{S}_{(r)}| = 1].$$

The proof of this result will be described briefly in the next subsection.

One can now describe how the proof of Theorem X.3 is organized in [GPS10]. It is divided into three main parts:

1. The first part deals with proving the multi-scale sub-exponential bound on the lower-tail of $|\mathcal{S}_{(r)}|$ given by Theorem X.12.
2. The second part consists in proving as much as we can on the dependency structure of \mathcal{S}_{f_n} . Unfortunately here, it seems to be very challenging to achieve a good understanding of all the “independence” that should be present within \mathcal{S}_{f_n} . The only hint of independence which was finally proved in [GPS10] is a very *weak* one (see subsection 4.4). In particular, it is too weak to readily imply a bound like (X.11).
3. Since disjoint regions of the spectral sample \mathcal{S}_{f_n} are not known to behave independently of each other, the third part of the proof consists in adapting the setup we used for the tree (where distinct branches evolve exactly independently of each other) into a setup where the weak hint of independence obtained in the second part of the program turns out to be enough to imply the bound given by (X.11) for an appropriate absolute constant $c > 0$. This final part of the proof will be discussed in subsection 4.5.

The next three subsections will be devoted to each of these 3 parts of the program.

4.3 Some words about the sub-exponential bound on the lower tail of $\mathcal{S}_{(r)}$

In this subsection, we turn our attention to the proof of the first part of the program, i.e. on Theorem X.12. In fact, as in the case of \mathcal{T}_n , the following more explicit statement is proved in [GPS10].

Theorem X.13 ([GPS10]). *There exists an absolute constant $\theta > 0$ such that for any $1 \leq r \leq n$ and any $k \geq 1$,*

$$\hat{\mathbb{P}}[|\mathcal{S}_{(r)}| = k] \leq 2^{\theta \log_2^2(k+2)} \hat{\mathbb{P}}[|\mathcal{S}_{(r)}| = 1].$$

Remark X.6. Note that the theorems from [BKS99] on the noise sensitivity of percolation are all particular cases ($r = 1$) of this intermediate result in [GPS10].

The main idea in the proof of this theorem is in some sense to assign a *tree structure* to each possible set $\mathcal{S}_{(r)}$. The advantage of working with a tree structure is that it is easier to work with inductive arguments. In fact, once a mapping $\mathcal{S}_{(r)} \mapsto$ “tree structure” has been designed, the proof proceeds similarly as in the case of $\mathcal{T}_{(r)}$ by double induction on the depth of the tree as well as on $k \geq 1$. Of course, this mapping is a delicate affair:

it has to be designed in an “efficient” way so that it can compete against entropy effects caused by the exponential growth of the number of tree structures.

We will not give the details of how to define such a mapping, but let us describe informally how it works. More specifically than a tree structure, we will in fact assign an *annulus structure* to each set $\mathcal{S}_{(r)}$.

Definition X.3. Let \mathcal{A} be a finite collection of disjoint (topological) annuli in the plane. We call this an **annulus structure**. Furthermore, we will say that a set $S \subset \mathbb{R}^2$ is **compatible** with \mathcal{A} (or vice versa) if it is contained in $\mathbb{R}^2 \setminus \bigcup \mathcal{A}$ and intersects the inner disk of each annulus in \mathcal{A} . Note that it is allowed that one annulus is “inside” of another annulus.

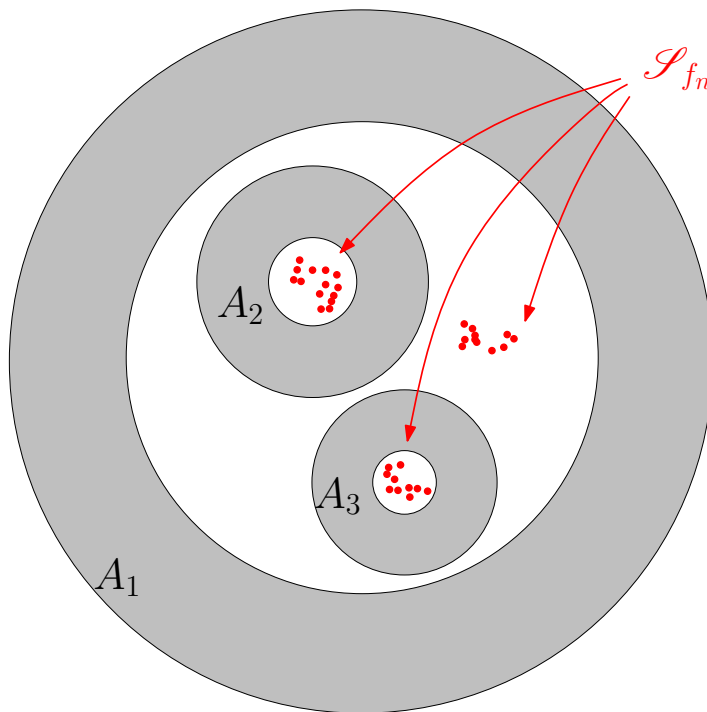


Figure X.5: An example of an **annulus structure** $\mathcal{A} := \{A_1, A_2, A_3\}$ compatible with a spectral sample \mathcal{S}_{f_n} .

The mapping procedure in [GPS10] assigns to each $\mathcal{S}_{(r)}$ an annulus structure $\mathcal{A} \subset [0, n]^2$ in such a way that it is compatible with $\mathcal{S}_{(r)}$. See Figure X.5 for an example. Again, we will not describe this procedure nor discuss the obvious boundary issues which arise here, but let us state a crucial property satisfied by annulus structures.

Lemma X.14 (clustering Lemma). If \mathcal{A} is an annulus structure contained in $[0, n]^2$,

then

$$\hat{\mathbb{P}}[\mathcal{S}_{(r)} \text{ is compatible with } \mathcal{A}] \leq \prod_{A \in \mathcal{A}} \alpha_4(A)^2,$$

where $\alpha_4(A)$ denotes the probability of having a four-arm event in the annulus A .

Remark X.7. To deal with boundary issues, one would also need to incorporate within our annulus structures half-annuli centered on the boundaries as well as quarter disks centered at the corners of $[0, n]^2$.

Let us briefly comment on this lemma.

- First of all, its proof is an elegant combination of linear algebra and percolation. It is a short and relatively elementary argument. See Lemma 4.3 in [GPS10].
- It is very powerful in dealing with the possible non-injectivity of the mapping $\mathcal{S}_{(r)} \mapsto \mathcal{A}$. Indeed, while describing the setup above, one might have objected that if the mapping were not injective enough, then the cardinality of the “fibers” above each annulus structure would have to be taken into account as well. Fortunately, the above lemma reads as follows: for any fixed annulus structure \mathcal{A} ,

$$\sum_{\mathcal{S}_{(r)}: \mathcal{S}_{(r)} \mapsto \mathcal{A}} \hat{\mathbb{P}}[\mathcal{S}_{(r)}] \leq \hat{\mathbb{P}}[\mathcal{S}_{(r)} \text{ is compatible with } \mathcal{A}] \leq \prod_{A \in \mathcal{A}} \alpha_4(A)^2.$$

- Another essential feature of this lemma is that it quantifies very efficiently the fact that the clustering effect wins over the entropy effect in the sense of Figure X.4. The mechanism responsible for this is that the probability of the *four-arm* event squared has an exponent (equal to $5/2$ on \mathbb{T}) larger than the *volume* exponent equal to 2. To illustrate this, let us analyze the situation when $k = 2$ (still neglecting boundary issues). The probability that the spectrum \mathcal{S}_{f_n} intersects two and only two r -squares at macroscopic distance $\Omega(n)$ from each other can be easily estimated using the lemma. Indeed, in such a case, $\mathcal{S}_{(r)}$ would be compatible with an annulus structure consisting of two annuli, each being approximately of the type $A(r, n)$. There are $O(\frac{n^2}{r^2}) \times O(\frac{n^2}{r^2})$ such possible annulus structures. Using the lemma each of them costs (on \mathbb{T}) $(\frac{r}{n})^{5+o(1)}$. An easy exercise shows that this is much smaller than $\hat{\mathbb{P}}[|\mathcal{S}_{(r)}| = 2]$. In other words, if $|\mathcal{S}_{(r)}|$ is conditioned to be small, it tends to be localized. Also, the way that the lemma is stated makes it very convenient to work with higher values of k .

The details of the proof of Theorem X.13 can be found in [GPS10]. The double induction there is in some sense very close to the one we carried out in detail in subsection 3.4 in the case of the tree; this is the reason why we included this latter proof. For those who might read the proof in [GPS10], there is a notion of *overcrowded cluster* defined there; it exactly corresponds in the case of the tree to stopping the analysis above scale J_k instead of going all the way to scale 1 (note that without stopping at this scale J_k , the double induction in subsection 3.4 would have failed).

4.4 Some words on the weak independence property proved in [GPS10]

This part of the program is in some sense the main one. To introduce it, let us start by a naive but tempting strategy. What the first part of the program (Theorem X.13) tells us is that for any mesoscopic scale $1 \leq r \leq n$, if \mathcal{S}_{f_n} is non-empty, it is very unlikely that it will intersect few squares of size r . In other words, it is very unlikely that $|\mathcal{S}_{(r)}|$ will be small. Let B_1, \dots, B_m denote the set of $O(n^2/r^2)$ r -squares which tile $[0, n]^2$. One might try the following *scanning procedure*: explore the spectral sample \mathcal{S}_{f_n} inside the squares B_i one at a time. More precisely, before starting the scanning procedure, we consider our spectral sample \mathcal{S}_{f_n} as a random subset of $[0, n]^2$ about which we do not know anything yet. Then, at step one, we reveal $\mathcal{S}_{|B_1}$. This gives us some partial information about \mathcal{S}_{f_n} . What we still have to explore is a random set of $[0, n]^2 \setminus B_1$ which follows the law of a spectral sample conditioned on what was seen in B_1 and we keep going in this way. By Theorem X.13, many of these squares will be non-empty. Now, it is not hard to prove the following lemma (using similar methods as in Problem X.6).

Lemma X.15. *There is a universal constant $c > 0$ such that for any r -square B in the bulk $[n/4, 3n/4]^2$, one has*

$$\hat{\mathbb{P}}[|\mathcal{S}_{f_n} \cap B| > cr^2\alpha_4(r) \mid \mathcal{S}_{f_n} \cap B \neq \emptyset] > c.$$

This lemma in fact holds uniformly in the position of B inside $[0, n]^2$.

If one could prove the following (much) stronger result: there exists a universal constant $c > 0$ such that uniformly on the sets $S \subset [0, n]^2 \setminus B$ one has

$$\hat{\mathbb{P}}[|\mathcal{S}_{f_n} \cap B| > cr^2\alpha_4(r) \mid \mathcal{S}_{f_n} \cap B \neq \emptyset \text{ and } \mathcal{S}_{|B^c} = S] > c, \quad (\text{X.12})$$

then it would not be hard to make the above scanning strategy work together with Theorem X.13 in order to obtain Theorem X.3. (Note that such a result would indeed give a strong hint of independence within \mathcal{S}_{f_n} .) However, as we discussed before, the current understanding of the independence within \mathcal{S}_{f_n} is far from giving such a statement. Instead, the following result is proved in [GPS10]. We provide here a slightly simplified version.

Theorem X.16 ([GPS10]). *There exists a uniform constant $c > 0$ such that for any set $W \subset [0, n]^2$ and any r -square B such that $B \cap W = \emptyset$, one has*

$$\hat{\mathbb{P}}[|\mathcal{S}_{f_n} \cap B| > cr^2\alpha_4(r) \mid \mathcal{S}_{f_n} \cap B \neq \emptyset \text{ and } \mathcal{S}_{f_n} \cap W = \emptyset] > c.$$

Note that this theorem in some sense interpolates between part of Lemma X.10 and Lemma X.15 which correspond respectively to the special cases $W = B^c$ and $W = \emptyset$.

Yet it looks very weak compared to the expected (X.12) which is stated uniformly on the behavior of \mathcal{S}_{f_n} outside of B .

Assuming this weak hint of independence (Theorem X.16), it seems we are in bad shape if we try to apply the above scanning procedure. Indeed, we face the following two obstacles:

1. The first obstacle is that one would keep a good control only as far as one would not see any “spectrum”. Namely, while revealing $\mathcal{S}_{|B_i}$ one at a time, the first time one finds a square B_i such that $\mathcal{S}_{|B_i} \neq \emptyset$, one would be forced to stop the scanning procedure there. In particular, if the size of the spectrum in this first non-trivial square does not exceed $r^2\alpha_4(r)$, then we cannot conclude anything.
2. The second obstacle is that, besides the conditioning $\mathcal{S} \cap W = \emptyset$, our estimate is also conditioned on the event that $\mathcal{S} \cap B \neq \emptyset$. In particular, in the above “naive” scanning strategy where squares are revealed in a sequential way, at each step one would have to update the probability that $\mathcal{S} \cap B_{i+1} \neq \emptyset$ based on what was discovered so far.

It is the purpose of the third part of the program to adapt the above scanning strategy to these constraints. Before describing this third part in the next subsection, let us say a few words on how to prove Theorem X.16.

A crucial step in the proof of this theorem is to understand the following “one-point function” for any $x \in B$ at distance at least $r/3$ from the boundary:

$$\hat{\mathbb{P}}[x \in \mathcal{S}_{f_n} \text{ and } \mathcal{S}_{f_n} \cap W = \emptyset].$$

A very useful observation is to rewrite this one-point function in terms of an explicit coupling of two i.i.d. percolation configurations. It works as follows: let (ω_1, ω_2) be a coupling of two i.i.d. percolations on $[0, n]^2$ which are such that

$$\begin{cases} \omega_1 = \omega_2 & \text{on } W^c \\ \omega_1, \omega_2 & \text{are independent on } W \end{cases}$$

One can check that the one-point function we are interested in is related to this coupling in the following simple way:

$$\hat{\mathbb{P}}[x \in \mathcal{S}_{f_n} \text{ and } \mathcal{S}_{f_n} \cap W = \emptyset] = \mathbb{P}[x \text{ is pivotal for } \omega_1 \text{ AND } \omega_2].$$

Remark X.8. You may check this identity in the special cases where $W = \emptyset$ or $W = \{x\}^c$.

Thanks to this observation, the proof of Theorem X.16 proceeds by analyzing this W -coupling. See [GPS10] for the complete details.

4.5 Adapting the setup to the weak hint of independence

As we discussed in the previous subsection, one faces two main obstacles if, on the basis of the weak independence given by Theorem X.16, one tries to apply the naive sequential scanning procedure described earlier.

Let us start with the first obstacle. Assume that we scan the domain $[0, n]^2$ in a sequential way, i.e., we choose an increasing family of subsets $(W_l)_{l \geq 1} = (\{w_1, \dots, w_l\})_{l \geq 1}$. At each step, we reveal what $\mathcal{S}_{\{w_{l+1}\}}$ is, conditioned on what was discovered so far (i.e., conditioned on $\mathcal{S}_{|W_l}$). From the weak independence Theorem X.16, it is clear that if we want this strategy to have any chance to be successful, we have to choose $(W_l)_{l \geq 1}$ in such a way that $(\mathcal{S}_{f_n} \cap W_l)_{l \geq 1}$ will remain empty for some time (so that we can continue to rely on our weak independence result); of course this cannot remain empty forever, so the game is to choose the increasing family $(W_l)_{l \geq 1}$ in such a way that the first time $\mathcal{S}_{f_n} \cap \{w_l\}$ will happen to be non-empty, it should give a strong indication that \mathcal{S}_{f_n} is large in the r -neighborhood of w_l .

As we have seen, revealing the entire mesoscopic boxes B_i one at a time is not a successful idea. Here is a much better idea (which is not yet the right one due to the second obstacle, but we are getting close): in each r -square B_i , instead of revealing all the bits, let us reveal only a very small proportion δ_r of them. Lemma X.15 tells us that if $\mathcal{S} \cap B_i \neq \emptyset$, then each point $x \in B_i$ has probability of order $\alpha_4(r)$ to be in \mathcal{S}_{f_n} . Therefore if we choose $\delta_r \ll (r^2 \alpha_4(r))^{-1}$, then with high probability, by revealing only a proportion δ_r of the points in B_i , we will “miss” the spectral sample \mathcal{S}_{f_n} . Hence, we have to choose $\delta_r \geq (r^2 \alpha_4(r))^{-1}$. In fact choosing $\delta \asymp (r^2 \alpha_4(r))^{-1}$ is exactly the right balance. Indeed, we know from Theorem X.13 that many r -squares B_i will be touched by the spectral sample; now, in this more sophisticated scanning procedure, if the first such square encountered happens to contain few points (i.e. $\ll r^2 \alpha_4(r)$), then with the previous scanning strategy, we would “lose”, but with the present one, due to our choice of δ_r , most likely we will keep $\mathcal{S}_{f_n} \cap W_l = \emptyset$ so that we can continue further on until we reach a “good” square (i.e. a square containing of order $r^2 \alpha_4(r)$ points).

Now, Theorems X.13 and X.16 together tell us that with high probability, one will eventually reach such a good square. Indeed, suppose the m first r -squares touched by the spectral sample happened to contain few points; then, most likely, if W_{l_m} is the set of bits revealed so far, by our choice of δ_r we will still have $\mathcal{S} \cap W_{l_m} = \emptyset$. This allows us to still rely on Theorem X.16, which basically tells us that there is a positive conditional probability for the next one to be a “good” square (we are neglecting the second obstacle here). This says that the probability to visit m consecutive bad squares seems to decrease exponentially fast. Since m is typically very large (by Theorem X.13), we conclude that, with high probability, we will finally reach good squares. In the first good square encountered, by our choice of δ_r , there is now a positive probability to reveal a bit present in \mathcal{S}_{f_n} . In this case, the sequential scanning will have to stop, since we will not be able to use our weak independence result anymore, but this is not a big issue: indeed, assume that you have some random set $S \subset B$. If by revealing each bit only with probability δ_r , you end up finding a point in S , most likely your set S is at

least of size $\Omega(r^2\alpha_4(r))$. This is exactly the size we are looking for in Theorem X.3.

Now, only the second obstacle remains. It can be rephrased as follows: assume you applied the above strategy in B_1, \dots, B_h (i.e. you revealed each point in B_i , $i \in \{1, \dots, h\}$ only with probability δ_r) and that you did not find any spectrum yet. In other words, if W_l denotes the set of points visited so far, then $\mathcal{S}_{f_n} \cap W_l = \emptyset$. Now if B_{h+1} is the next r -square to be scanned (still in a “dilute” way with intensity δ_r), we seem to be in good shape since we know how to control the conditioning $\mathcal{S}_{f_n} \cap W_l = \emptyset$. However, if we want to rely on the uniform control given by Theorem X.16, we also need to further condition on $\mathcal{S}_{f_n} \cap B_{h+1} \neq \emptyset$. In other words, we need to control the following conditional expectation:

$$\hat{\mathbb{P}}[\mathcal{S}_{f_n} \cap B_{h+1} \neq \emptyset \mid \mathcal{S}_{f_n} \cap W_l = \emptyset].$$

It is quite involved to estimate such quantities. Fortunately, by changing our sequential scanning procedure into a slightly more “abstract” procedure, one can avoid dealing with such terms. More precisely, within each r -square B , we will still reveal only a δ_r proportion of the bits (so that the first obstacle is still taken care of), but instead of operating in a sequential way (i.e. scanning B_1 , then B_2 and so on), we will gain a lot by considering the combination of Theorem X.13 and Theorem X.16 in a more abstract fashion. Namely, the following large deviation lemma from [GPS10] captures exactly what we need in our present situation.

Lemma X.17 ([GPS10]). *Let $X_i, Y_i \in \{0, 1\}$, $i \in \{1, \dots, m\}$ be random variables such that for each i $Y_i \leq X_i$ a.s. If $\forall J \subset [m]$ and $\forall i \in [m] \setminus J$, we have*

$$\mathbb{P}[Y_i = 1 \mid Y_j = 0, \forall j \in J] \geq c \mathbb{P}[X_i = 1 \mid Y_j = 0, \forall j \in J], \quad (\text{X.13})$$

then if $X := \sum X_i$ and $Y := \sum Y_i$, one has that

$$\mathbb{P}[Y = 0 \mid X > 0] \leq c^{-1} \mathbb{E}[e^{-(c/e)X} \mid X > 0].$$

Recall that B_1, \dots, B_m denotes the set of r -squares which tile $[0, n]^2$. For each $i \in [m]$, let $X_i := 1_{\mathcal{S} \cap B_i \neq \emptyset}$ and $Y_i := 1_{\mathcal{S} \cap B_i \cap \mathcal{W} \neq \emptyset}$, where \mathcal{W} is an independent uniform random subset of $[0, n]^2$ of intensity δ_r .

This lemma enables us to combine our two main results, Theorems X.16 and X.13, in a very nice way: By our choice of the intensity δ_r , Theorem X.16 exactly states that the assumption (X.13) is satisfied for a certain constant $c > 0$. Lemma X.17 then implies that

$$\hat{\mathbb{P}}[Y = 0 \mid X > 0] \leq c^{-1} \mathbb{E}[e^{-(c/e)X} \mid X > 0].$$

Now, notice that $X = \sum X_i$ exactly corresponds to $|\mathcal{S}_{(r)}|$ while the event $\{X > 0\}$ corresponds to $\{\mathcal{S}_{f_n} \neq \emptyset\}$ and the event $\{Y = 0\}$ corresponds to $\{\mathcal{S}_{f_n} \cap \mathcal{W} = \emptyset\}$. Therefore Theorem X.13 leads us to

$$\begin{aligned}
\hat{\mathbb{P}}[\mathcal{S}_{f_n} \cap \mathcal{W} = \emptyset, \mathcal{S}_{f_n} \neq \emptyset] &\leq c^{-1} \mathbb{E}[e^{-(c/e)|\mathcal{S}_{(r)}|}, \mathcal{S}_{f_n} \neq \emptyset] \\
&\leq c^{-1} \sum_{k \geq 1} \hat{\mathbb{P}}[|\mathcal{S}_{(r)}| = k] e^{-(c/e)k} \\
&\leq c^{-1} \left(\sum_{k \geq 1} 2^{\theta \log_2^2(k+2)} e^{-(c/e)k} \right) \hat{\mathbb{P}}[|\mathcal{S}_{(r)}| = 1] \\
&\leq C(\theta) \hat{\mathbb{P}}[|\mathcal{S}_{(r)}| = 1] \asymp \frac{n^2}{r^2} \alpha_4(r, n)^2, \tag{X.14}
\end{aligned}$$

where (X.10) is used in the last step.

This shows that on the event that $\mathcal{S}_{f_n} \neq \emptyset$, it is very unlikely that we do not detect the spectral sample on the δ_r -dilute set \mathcal{W} . This is enough for us to conclude using the following identity:

$$\hat{\mathbb{P}}[\mathcal{S}_{f_n} \cap \mathcal{W} = \emptyset \mid \mathcal{S}_{f_n}] = (1 - \delta_r)^{|\mathcal{S}_{f_n}|} = \left(1 - \frac{1}{r^2 \alpha_4(r)}\right)^{|\mathcal{S}_{f_n}|}.$$

Indeed, by averaging this identity we obtain

$$\begin{aligned}
\hat{\mathbb{P}}[\mathcal{S}_{f_n} \cap \mathcal{W} = \emptyset, \mathcal{S}_{f_n} \neq \emptyset] &= \hat{\mathbb{E}}[\hat{\mathbb{P}}[\mathcal{S}_{f_n} \cap \mathcal{W} = \emptyset \mid \mathcal{S}_{f_n}] 1_{\mathcal{S}_{f_n} \neq \emptyset}] \\
&= \hat{\mathbb{E}}\left[\left(1 - \frac{1}{r^2 \alpha_4(r)}\right)^{|\mathcal{S}_{f_n}|} 1_{\mathcal{S}_{f_n} \neq \emptyset}\right] \\
&\geq \Omega(1) \hat{\mathbb{P}}[0 < |\mathcal{S}_{f_n}| < r^2 \alpha_4(r)],
\end{aligned}$$

which, combined with (X.14) yields the desired upper bound in Theorem X.3. See Problem X.7 for the lower bound.

5 The radial case

The next chapter will focus on the existence of *exceptional times* in the model of dynamical percolation. A main tool in the study of these exceptional times is the spectral measure $\hat{\mathbb{Q}}_{g_R}$ where g_R is the Boolean function $g_R := \{-1, 1\}^{O(R^2)} \rightarrow \{0, 1\}$ defined to be the indicator function of the one-arm event $\{0 \longleftrightarrow \partial B(0, R)\}$. Note that by definition, g_R is such that $\|g_R\|_2^2 = \alpha_1(R)$.

In [GPS10], the following “sharp” theorem on the lower tail of \mathcal{S}_{g_R} is proved.

Theorem X.18 ([GPS10]). *Let g_R be the one-arm event in $B(0, R)$. Then for any $1 \leq r \leq R$, one has*

$$\hat{\mathbb{Q}}_{g_R}[0 < |\mathcal{S}_{g_R}| < r^2 \alpha_4(r)] \asymp \frac{\alpha_1(R)^2}{\alpha_1(r)}. \tag{X.15}$$

The proof of this theorem is in many ways similar to the chordal case (Theorem X.3). An essential difference is that the “clustering v.s. entropy” mechanism is very different in this case. Indeed in the chordal left to right case, when \mathcal{S}_{f_n} is conditioned to be very small, the proof of Theorem X.3 shows that typically \mathcal{S}_{f_n} localizes in some r -square whose location is “uniform” in the domain $[0, n]^2$. In the radial case, the situation is very different: \mathcal{S}_{g_R} conditioned to be very small will in fact tend to localize in the r -square centered at the origin. This means that the analysis of the mesoscopic behavior (i.e. the analogue of Theorem X.13) has to be adapted to the radial case. In particular, in the definition of an annulus structure, the annuli containing the origin play a distinguished role. See [GPS10] for complete details.

Exercise sheet on chapter X

Exercise X.1. Prove Proposition X.4.

Exercise X.2. Consider the fractal percolation process \mathcal{T}^i , $i \geq 1$ introduced in this chapter. (Recall that $\mathcal{T}_{2^i} \equiv \mathcal{T}^i$). Recall that in Section 3, it was important to estimate the quantity $\mathbb{P}[|\mathcal{T}^i| = 1]$. This is one of the purposes of the present exercise.

- (a) Let $p_i := \mathbb{P}[|\mathcal{T}^i| = 1]$. By recursion, show that there is a constant $c \in (0, 1)$ so that, as $i \rightarrow \infty$

$$p_i \sim c\mu^i,$$

where $\mu := 4p(1 - p + pq)^3$ and q is the probability of extinction for the Galton-Watson tree corresponding to $(\mathcal{T}^i)_{i \geq 1}$.

- (b) Using the generating function $s \mapsto f(s) (= E(s \text{ number of offspring})$ of this Galton-Watson tree, and by studying the behavior of its i -th iterates $f^{(i)}$, prove the same result with $\mu := f'(q)$. Check that it gives the same formula.
- (c) Recall the definition of $p_{m,b}$ from Section 3. Let $p_{m,\infty}$ be the probability that exactly 1 person at generation m survives forever. Prove that

$$p_{m,\infty} = (1 - q)\mu^m$$

for the same exponent μ . Prove Lemma X.9. Finally, prove that $\lim_{b \rightarrow \infty} p_{m,b} = p_{m,\infty}$.

Exercise X.3. Extract from the proof of Lemma X.8 the answer to the question asked in Figure X.4.

Exercise X.4. Prove that

$$\text{Theorem X.3} \Rightarrow \text{Theorem X.2} \Rightarrow \text{Theorem X.1}$$

Exercise X.5. Consider an r -square $B \subset [n/4, 3n/4]^2$ in the “bulk” of $[0, n]^2$.

- (a) Prove using Proposition IX.3 that

$$\hat{\mathbb{P}}[\mathcal{S}_{f_n} \neq \emptyset \text{ and } \mathcal{S}_{f_n} \subset B] \asymp \alpha_4(r, n)^2$$

- (b) Check that the clustering Lemma X.14 is consistent with this estimate.

Problem X.6. The purpose of this exercise is to prove Lemma X.10.

- (a) Using Proposition IX.3, prove that for any $x \in B$ at distance $r/3$ from the boundary,

$$\mathbb{P}[x \in \mathcal{S}_{f_n} \text{ and } \mathcal{S}_{f_n} \cap B^c = \emptyset] \asymp \alpha_4(r)\alpha_4(r, n)^2.$$

- (b) Recover the same result using Proposition IX.4 instead.
- (c) Conclude using Exercise X.5 that $\hat{\mathbb{E}}[|\mathcal{S}_{f_n} \cap \bar{B}| \mid \mathcal{S}_{f_n} \neq \emptyset \text{ and } \mathcal{S}_{f_n} \subset B] \asymp r^2\alpha_4(r)$, where $\bar{B} \subset B$ is the set of points $x \in B$ at distance at least $r/3$ from the boundary.
- (d) Study the second-moment $\hat{\mathbb{E}}[|\mathcal{S}_{f_n} \cap \bar{B}|^2 \mid \mathcal{S}_{f_n} \neq \emptyset \text{ and } \mathcal{S}_{f_n} \subset B]$.
- (e) Deduce Lemma X.10.

Problem X.7. Most of this chapter was devoted to the explanation of the proof of Theorem X.3. Note that we in fact only discussed how to prove the upper bound. This is because the lower bound is much easier to prove and this is the purpose of this problem.

- (a) Deduce from Lemma X.10 and Exercise X.5(a) that the lower bound on $\hat{\mathbb{P}}[0 < |\mathcal{S}_{f_n}| < r^2\alpha_4(r)]$ given in Theorem X.3 is correct. I.e., show that there exists a constant $c > 0$ such that

$$\hat{\mathbb{P}}[0 < |\mathcal{S}_{f_n}| < r^2\alpha_4(r)] > c \frac{n^2}{r^2} \alpha_4(r, n)^2.$$

- (b) (Hard) In the same fashion, prove the lower bound part of Theorem X.18.

Chapter XI

Applications to dynamical percolation

In this section, we present a very natural model where percolation undergoes a time-evolution: this is the model of **dynamical percolation** described below. The study of the “dynamical” behavior of percolation as opposed to its “static” behavior turns out to be very rich: interesting phenomena arise especially at the phase transition point. We will see that in some sense, dynamical planar percolation at criticality is a very unstable or chaotic process. In order to understand this instability, sensitivity of percolation (and therefore its Fourier analysis) will play a key role. In fact, the original motivation for the paper [BKS99] on noise sensitivity was to solve a particular problem in the subject of dynamical percolation. [Ste09] provides a recent survey on the subject of dynamical percolation.

We mention that one can read all but the last section of the present chapter without having read Chapter X.

1 The model of dynamical percolation

This model was introduced by Häggström, Peres and Steif [HPS97] inspired by a question that Paul Malliavin asked at a lecture at the Mittag-Leffler Institute in 1995. This model was invented independently by Itai Benjamini.

In the general version of this model as it was introduced, given an arbitrary graph G and a parameter p , the edges of G switch back and forth according to independent 2-state continuous time Markov chains where closed switches to open at rate p and open switches to closed at rate $1 - p$. Clearly, the product measure with density p , denoted by π_p in this chapter, is the unique stationary distribution for this Markov process. The general question studied in dynamical percolation is whether, when we start with the stationary distribution π_p , there exist atypical times at which the perco-

lation structure looks markedly different than that at a fixed time. In almost all cases, the term “markedly different” refers to the existence or nonexistence of an infinite connected component. Dynamical percolation on site percolation models, which includes our most important case of the hexagonal lattice, is defined analogously.

We very briefly summarize a few early results in the area. It was shown in [HPS97] that below criticality, there are no times at which there is an infinite cluster and above criticality, there is an infinite cluster at all times. See the exercises. In [HPS97], examples of graphs which do not percolate at criticality but for which there exist exceptional times where percolation occurs were given. (Also given were examples of graphs which do percolate at criticality but for which there exist exceptional times where percolation does not occur.) A fairly refined analysis of the case of so-called *spherically symmetric* trees was given. See the exercises for some of these.

Given the above results, it is natural to ask what happens on the standard graphs that we work with. Recall that for \mathbb{Z}^2 , we have seen that there is no percolation at criticality. It turns out that it is also known (see below) that for $d \geq 19$, there is no percolation at criticality for \mathbb{Z}^d . It is a major open question to prove that this is also the case for intermediate dimensions; the consensus is that this should be the case.

2 What’s going on in high dimensions: $\mathbb{Z}^d, d \geq 19$?

For the high dimensional case, $\mathbb{Z}^d, d \geq 19$, it was shown in [HPS97] that there are no exceptional times of percolation at criticality.

Theorem XI.1 ([HPS97]). *For the integer lattice \mathbb{Z}^d with $d \geq 19$, dynamical critical percolation has no exceptional times of percolation.*

The key reason for this is a highly nontrivial result due to work of Hara and Slade ([HS94]), using earlier work of Barsky and Aizenman ([BA91]), that says that if $\theta(p)$ is the probability that the origin percolates when the parameter is p , then for $p \geq p_c$

$$\theta(p) = O(p - p_c). \quad (\text{XI.1})$$

(This implies in particular that there is no percolation at criticality.) In fact, this is the only thing which is used in the proof and hence the result holds whenever the percolation function satisfies this “finite derivative condition” at the critical point.

Outline of Proof. By countable additivity, it suffices to show that there are no times at which the origin percolates during $[0, 1]$. We use a first moment argument. We break the time interval $[0, 1]$ into m intervals each of length $1/m$. If we fix one of these intervals, the set of edges which are open at *some time* during this interval is i.i.d. with density about $p_c + 1/m$. Hence the probability that the origin percolates with respect to these set of edges is by (XI.1) at most $O(1/m)$. It follows that if N_m is the number of intervals where this occurs, then $\mathbb{E}[N_m]$ is at most $O(1)$. It is not hard to check that $N \leq \liminf_m N_m$, where N is the cardinality of the set of times during $[0, 1]$ at which

the origin percolates. Fatou's Lemma now yields that $\mathbb{E}(N) < \infty$ and hence there are at most finitely many exceptional times during $[0, 1]$ at which the origin percolates. To go from here to having no exceptional times can either be done by using some rather abstract Markov process theory or by a more hands on approach as was done in [HPS97] and which we refer to for details. \square

Remark XI.1. It is known that (XI.1) holds for any homogeneous tree (see [Gri99] for the binary tree case) and hence there are no exceptional times of percolation in this case also.

Remark XI.2. It is was proved by Kesten and Zhang [KZ87], that (XI.1) fails for \mathbb{Z}^2 and hence the proof method above to show that there are no exceptional times fails. This infinite derivative in this case might suggest that there are in fact exceptional times for critical dynamical percolation on \mathbb{Z}^2 , an important question left open in [HPS97].

3 $d = 2$ and BKS

One of the questions posed in [HPS97] was whether there are exceptional times of percolation for \mathbb{Z}^2 . It was this question which was one of the main motivations for the paper [BKS99]. While they did not prove the existence of exceptional times of percolation, they did obtain the following very interesting result which has a very similar flavor.

Theorem XI.2 ([BKS99]). *Consider an $R \times R$ box on which we run critical dynamical percolation. Let S_R be the number of times during $[0, 1]$ at which the configuration changes from having a percolation crossing to not having one. Then*

$$S_R \rightarrow \infty \text{ in probability as } R \rightarrow \infty.$$

Noise sensitivity of percolation as well as the above theorem tells us that certain large scale connectivity properties decorrelate very quickly. This suggests that in some vague sense $\omega_t^{p_c}$ “changes” very quickly as time goes on and hence there might be some chance that an infinite cluster appears since we are given many “chances”.

In the next section, we begin our study of exceptional times for \mathbb{Z}^2 and the hexagonal lattice.

4 The second moment method and the spectrum

In this section, we reduce the question of exceptional times to a “second moment method” computation which in turn reduces to questions concerning the spectral behavior for specific Boolean functions involving percolation. Since $p = 1/2$, our dynamics can be equivalently defined by having each edge or hexagon be rerandomized at rate 1.

The key random variable which one needs to look at is

$$X = X_R := \int_0^1 1_{0 \overset{\omega_t}{\longleftrightarrow} R} dt$$

where $0 \overset{\omega_t}{\longleftrightarrow} R$ is of course the event that at time t there is an open path from the origin to distance R away. Note that the above integral is simply the Lebesgue measure of the set of times in $[0, 1]$ at which this occurs.

We want to apply the second moment method here. We isolate the easy part of the argument so that the reader who is not familiar with this method understands it in a more general context. However, the reader should keep in mind that the difficult part is always to prove the needed bound on the second moments which in this case is (XI.2).

Proposition XI.3. *If there exists a constant C such that for all R*

$$\mathbb{E}(X_R^2) \leq C\mathbb{E}(X_R)^2, \quad (\text{XI.2})$$

then a.s. there are exceptional times of percolation.

Proof. For any nonnegative random variable Y , the Cauchy-Schwarz inequality applied to $YI_{\{Y>0\}}$ yields

$$\mathbb{P}(Y > 0) \geq \mathbb{E}(Y)^2 / \mathbb{E}(Y^2).$$

Hence by (XI.2), we have that for all R ,

$$\mathbb{P}(X_R > 0) \geq 1/C$$

and hence by countable additivity (as we have a decreasing sequence of events)

$$\mathbb{P}(\cap_R \{X_R > 0\}) \geq 1/C.$$

Had the set of times that a fixed edge is on been a closed set, then the above would have yielded by compactness that there is an exceptional time of percolation with probability at least $1/C$. However, this is not a closed set. On the other hand, this point is very easily fixed by modifying the process so that the times each edge is on is a closed set and observing that a.s. no new times of percolation are introduced by this modification. The details are left to the reader. Once we have an exceptional time with positive probability, ergodicity immediately implies that this occurs a.s. \square

The first moment of X_R is, due to Fubini's Theorem, simply the probability of our one-arm event, namely $\alpha_1(R)$. The second moment of X_R is easily seen to be

$$\mathbb{E}(X^2) = \mathbb{E}\left(\int_0^1 \int_0^1 1_{0 \overset{\omega_s}{\longleftrightarrow} R} 1_{0 \overset{\omega_t}{\longleftrightarrow} R} ds dt\right) = \int_0^1 \int_0^1 \mathbb{P}(0 \overset{\omega_s}{\longleftrightarrow} R, 0 \overset{\omega_t}{\longleftrightarrow} R) ds dt \quad (\text{XI.3})$$

which is, by time invariance, at most

$$2 \int_0^1 \mathbb{P}(0 \overset{\omega_s}{\longleftrightarrow} R, 0 \overset{\omega_0}{\longleftrightarrow} R) ds. \quad (\text{XI.4})$$

The key observation now, which brings us back to noise sensitivity, is that the integrand $\mathbb{P}(0 \xleftrightarrow{\omega_s} R, 0 \xleftrightarrow{\omega_0} R)$ is precisely $\mathbb{E}[f_R(\omega)f_R(\omega_\epsilon)]$ where f_R is the indicator of the event that there is an open path from the origin to distance R away and $\epsilon = 1 - e^{-s}$ since looking at our process at two different times is exactly looking at a configuration and a noisy version.

What we have seen in this subsection is that proving the existence of exceptional times comes down to proving a second moment estimate and furthermore that the integrand in this second moment estimate concerns noise sensitivity, something for which we have already developed a fair number of tools to handle.

5 Proof of existence of exceptional times for the hexagonal lattice via randomized algorithms

In [SS10b], exceptional times were shown to exist for the hexagonal lattice; this was the first transitive graph for which such a result was obtained. However, the methods in this paper did not allow the authors to prove that \mathbb{Z}^2 had exceptional times.

Theorem XI.4 ([SS10b]). *For dynamical percolation on the hexagonal lattice \mathbb{T} at the critical point $p_c = 1/2$, there exist almost surely exceptional times $t \in [0, \infty)$ such that ω_t has an infinite cluster.*

Proof. As we noted in the previous section, two different times of our model can be viewed as “noising” where the probability that a hexagon is rerandomized within t units of time is $1 - e^{-t}$. Hence, by (IV.2), we have that

$$\mathbb{P}[0 \xleftrightarrow{\omega_0} R, 0 \xleftrightarrow{\omega_t} R] = \mathbb{E}[f_R]^2 + \sum_{\emptyset \neq S \subseteq B(0,R)} \hat{f}_R(S)^2 \exp(-t|S|) \quad (\text{XI.5})$$

where $B(0, R)$ are the set of hexagons involved in the event f_R . We see in this expression that, for small times t , the frequencies contributing in the correlation between $\{0 \xleftrightarrow{\omega_0} R\}$ and $\{0 \xleftrightarrow{\omega_t} R\}$ are of “small” size $|S| \lesssim 1/t$. Therefore, in order to detect the existence of exceptional times, one needs to achieve good control on the *lower tail* of the Fourier spectrum of f_R .

The approach of this section is to find an algorithm minimizing the revealment as much as possible and to apply Theorem VIII.1. However there is a difficulty here, since our algorithm might have to look near the origin, in which case it is difficult to keep the revealment small. There are other reasons for a potential problem. If R is very large and t very small, then if one conditions on the event $\{0 \xleftrightarrow{\omega_0} R\}$, since few sites are updated, the open path in ω_0 from 0 to distance R will still be preserved in ω_t at least up to some distance $L(t)$ (further away, large scale connections start to decorrelate). In some sense the geometry associated to the event $\{0 \xleftrightarrow{\omega} R\}$ is “frozen” on a certain scale between time 0 and time t . Therefore, it is natural to divide our correlation

analysis into two scales: the ball of radius $r = r(t)$ and the annulus from $r(t)$ to R . Obviously the “frozen radius” $r = r(t)$ increases as $t \rightarrow 0$. We therefore proceed as follows instead. For any r , we have

$$\begin{aligned} \mathbb{P}[0 \xleftrightarrow{\omega_0} R, 0 \xleftrightarrow{\omega_t} R] &\leq \mathbb{P}[0 \xleftrightarrow{\omega_0} r] \mathbb{P}[r \xleftrightarrow{\omega_0} R, r \xleftrightarrow{\omega_t} R] \\ &\leq \alpha_1(r) \mathbb{E}[f_{r,R}(\omega_0) f_{r,R}(\omega_t)], \end{aligned} \quad (\text{XI.6})$$

where $f_{r,R}$ is the indicator function of the event, denoted by $r \xleftrightarrow{\omega} R$, that there is an open path from distance r away to distance R away. Now, as above, we have

$$\mathbb{E}[f_{r,R}(\omega_0) f_{r,R}(\omega_t)] \leq \mathbb{E}[f_{r,R}]^2 + \sum_{k=1}^{\infty} \exp(-tk) \sum_{|S|=k} \hat{f}_{r,R}(S)^2. \quad (\text{XI.7})$$

The Boolean function $f_{r,R}$ somehow avoids the singularity at the origin, and it is possible to find algorithms for this function with small revealments. In any case, letting $\delta = \delta_{r,R}$ be the revealment of $f_{r,R}$, it follows from Theorem VIII.1 and the fact that $\sum_k k \exp(-tk) \leq O(1)/t^2$ that

$$\mathbb{E}[f_{r,R}(\omega_0) f_{r,R}(\omega_t)] \leq \alpha_1(r, R)^2 + O(1)\delta\alpha_1(r, R)/t^2. \quad (\text{XI.8})$$

The following proposition gives a bound on δ . We will sketch why it is true afterwards.

Proposition XI.5 ([SS10b]). *Let $2 \leq r < R$. Then*

$$\delta_{r,R} \leq O(1)\alpha_1(r, R) \alpha_2(r). \quad (\text{XI.9})$$

Putting together (XI.6), (XI.8), Proposition XI.5 and using quasi-multiplicativity of α_1 yields

$$\mathbb{P}[0 \xleftrightarrow{\omega_0} R, 0 \xleftrightarrow{\omega_t} R] \leq O(1) \frac{\alpha_1(R)^2}{\alpha_1(r)} \left(1 + \frac{\alpha_2(r)}{t^2}\right).$$

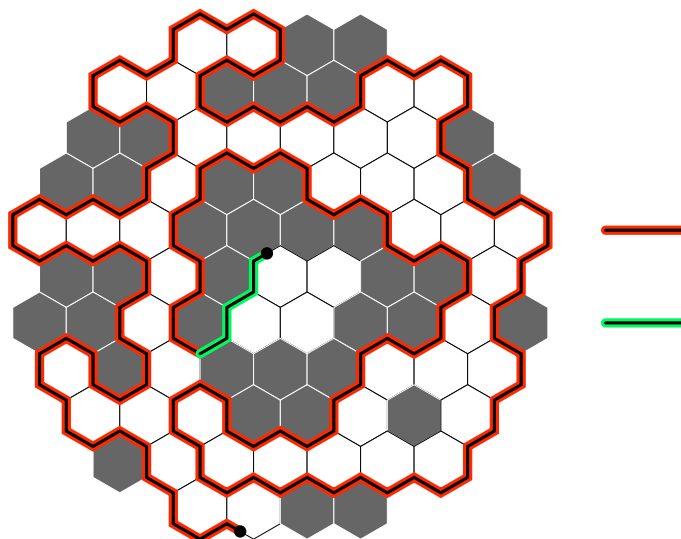
This is true for all r and t . If we choose $r = r(t) = (1/t)^8$ and ignore $o(1)$ terms in the critical exponents (which can easily be handled rigorously), we obtain, using the explicit values for the one and two-arm critical exponents, that

$$\mathbb{P}[0 \xleftrightarrow{\omega_0} R, 0 \xleftrightarrow{\omega_t} R] \leq O(1)t^{-5/6}\alpha_1(R)^2. \quad (\text{XI.10})$$

Now, since $\int_0^1 t^{-5/6} dt < \infty$, by integrating the above correlation bound over the unit interval, one obtains that $\mathbb{E}[X_R^2] \leq C\mathbb{E}[X_R]^2$ for some constant C as desired. \square

Outline of proof of Proposition XI.5.

We use an algorithm that mimics the one we used for percolation crossings except the present setup is “radial”. As in the chordal case, we randomize the starting point of our exploration process by choosing a site uniformly on the ‘circle’ of radius R . Then,



we explore the picture with an exploration path γ directed towards the origin; this means that as in the case of crossings, when the interface encounters an open (resp. closed) site, it turns say to the left (resp. right), the only difference being that when the exploration path closes a loop around the origin, it continues its exploration inside the connected component of the origin. (It is known that this discrete curve converges towards *radial* SLE₆ on \mathbb{T} , when the mesh goes to zero.) It turns out that the so-defined exploration path gives all the information we need. Indeed, if the exploration path closes a clockwise loop around the origin, this means that there is a closed circuit around the origin making $f_{r,R}$ equal to zero. On the other hand, if the exploration path does not close any clockwise loop until it reaches radius r , it means that $f_{r,R} = 1$. Hence, we run the exploration path until either it closes a clockwise loop or it reaches radius r . This is our algorithm. Neglecting boundary issues (points near radius r or R), if x is a point at distance u from 0, with $2r < u < R/2$, in order for x to be examined by the algorithm, it is needed that there is an open path from $2u$ to R and the two-arm event holds in the ball centered at u with radius $u/2$. Hence for $|x| = u$, $\mathbb{P}[x \in J]$ is at most $O(1)\alpha_2(u)\alpha_1(u, R)$. Due to the explicit values of the one and two-arm exponents, this expression is decreasing in u . Hence, ignoring the boundary, the revelation is at most $O(1)\alpha_2(r)\alpha_1(r, R)$. See [SS10b] for more details. \square

We now assume that the reader is familiar with the notion of Hausdorff dimension. We let $\mathcal{E} \subseteq [0, \infty]$ denote the (random) set of these exceptional times at which percolation occurs. It is an immediate consequence of Fubini's Theorem that \mathcal{E} has Lebesgue measure zero and hence we should look at its Hausdorff dimension if we want to measure its "size". The first result is the following.

Theorem XI.6 ([SS10b]). *The Hausdorff dimension of \mathcal{E} is an almost sure constant in $[1/6, 31/36]$.*

It was conjectured there that the dimension of the set of exceptional times is a.s. $31/36$.

Outline of Proof. The fact that the dimension is an almost sure constant follows from easy 0-1 Laws. The lower bounds are obtained by placing a random measure on \mathcal{E} with finite so-called α -energies for any $\alpha < 1/6$ and using a result called Frostman's Theorem. (This is a standard technique once one has good control of the correlation structure.) Basically, the $1/6$ comes from the fact that for any $\alpha < 1/6$, one can multiply the integrand in $\int_0^1 t^{-5/6} dt$ by $(1/t)^\alpha$ and still be integrable. It is the amount of "room to spare" you have. If one could obtain better estimates on the correlations, one could thereby improve the lower bounds on the dimension. The upper bound is obtained via a first moment argument similar to the proof of Theorem XI.1 but now using (II.1). \square

Before moving on to our final method of dealing with the spectrum, let us consider what we might have lost in the above argument. Using the above argument, we optimized things by taking $r(t) = (1/t)^8$. However, at time t compared to time 0, we have noise which is about t . Since we now know the exact noise sensitivity exponent, in order to obtain decorrelation, the noise level should be at least about the negative $3/4$ th power of the radius of the region we are looking at. So, events in our annulus should decorrelate if $r(t) \gg (1/t)^{4/3}$. This suggests there might be potential for improvement. Note we used an inner radius which is 6 times larger than potentially necessary ($8 = 6 \times 4/3$). This 6 is the same 6 by which the result in Theorem VIII.4 differed by the true exponent ($3/4 = 6 \times 1/8$) and the same 6 explaining the gap in Theorem XI.6 ($1 - 1/6 = 6 \times (1 - 31/36)$). This last difference is also seen by comparing the exponents in (XI.10) and the last term in (XI.11) below.

6 Proof of existence of exceptional times via the geometric approach of the spectrum

Recall that our third approach for proving the noise sensitivity of percolation crossings was based on a geometrical analysis of the spectrum, viewing the spectrum as a random set. This approach yielded the exact noise sensitivity exponent for percolation crossings for the hexagonal lattice. This approach can also be used here as we will now explain. Two big advantages of this approach are that it succeeded in proving the existence of exceptional times for percolation crossings on \mathbb{Z}^2 , something which [SS10b] was not able to do, as well as obtaining the exact Hausdorff dimension for the set of exceptional times, namely the upper bound of $31/36$ in the previous result.

Theorem XI.7 ([GPS10]). *For the triangular lattice, the Hausdorff dimension of \mathcal{E} is almost surely $31/36$.*

Proof. As explained in the previous section, it suffices to lower the $5/6$ in (XI.10) to $5/36$. (Note that (XI.10) was really only obtained for numbers strictly larger than $5/6$,

with the $O(1)$ depending on this number; the same will be true for the $5/36$.)

Let $s(r)$ be the inverse of the map $r \rightarrow r^2\alpha_4(r) \sim r^{3/4}$. So more or less, $s(r) := r^{4/3}$. Using Theorem X.18, we obtain the following:

$$\begin{aligned}
\mathbb{E}[f_R(\omega_0)f_R(\omega_t)] &= \sum_S \exp(-t|S|)\hat{f}_R(S)^2 \\
&= \sum_{k=1}^{\infty} \sum_{S:|S|\in[(k-1)/t,k/t]} \exp(-t|S|)\hat{f}_R(S)^2 \\
&\leq \sum_{k=1}^{\infty} \exp(-k)\hat{\mathbb{Q}}[|\mathcal{S}_{f_R}| < k/t] \\
&\leq O(1) \sum_{k=1}^{\infty} \exp(-k) \frac{\alpha_1(R)^2}{\alpha_1(s(k/t))} \\
&\leq O(1)\alpha_1(R)^2 \sum_{k=1}^{\infty} \exp(-k) \left(\frac{k}{t}\right)^{4/3 \times 5/48} \\
&\leq O(1)\alpha_1(R)^2 \left(\frac{1}{t}\right)^{5/36}. \tag{XI.11}
\end{aligned}$$

This completes the proof. (Of course, there are $o(1)$ terms in these exponents which we are ignoring.) \square

We have done a lot of the work for proving that there are exceptional times also on \mathbb{Z}^2 .

Theorem XI.8 ([GPS10]). *For dynamical percolation on \mathbb{Z}^2 at the critical point $p_c = 1/2$, there exist almost surely exceptional times $t \in [0, \infty)$ such that ω_t has an infinite cluster.*

Proof. $s(r)$ is defined as it was before but now we cannot say that $s(r)$ is about $r^{4/3}$. However, we can say that for some fixed $\delta > 0$, we have that for all r ,

$$s(r) \geq r^\delta \tag{XI.12}$$

From the previous proof, we still have

$$\frac{\mathbb{E}[f_R(\omega_0)f_R(\omega_t)]}{\alpha_1(R)^2} \leq O(1) \sum_{k=1}^{\infty} \exp(-k) \frac{1}{\alpha_1(s(k/t))}. \tag{XI.13}$$

Exactly as in the proof of Theorem XI.4, we need to show that the right hand side is integrable near 0 in order to carry out the second moment argument.

Quasi-multiplicativity can be used to show that

$$\alpha_1(s(1/t)) \leq k^{O(1)}\alpha_1(s(k/t)). \tag{XI.14}$$

(Note that if things behaved exactly as power laws, this would be clear.)

Therefore the above sum is at most

$$O(1) \sum_{k=1}^{\infty} \exp(-k) \frac{k^{O(1)}}{\alpha_1(s(1/t))} \leq O(1) \frac{1}{\alpha_1(s(1/t))} \quad (\text{XI.15})$$

V. Beffara has shown that there exists $\epsilon_0 > 0$ such that for all r ,

$$\alpha_1(r)\alpha_4(r) \geq r^{\epsilon_0-2}. \quad (\text{XI.16})$$

Note that Theorem VI.4 and (VI.7) tell us that the left hand side is larger than $\Omega(1)r^{-2}$. The above tells us that we get an (important) extra power of r in (VI.7).

It follows that

$$\frac{1}{\alpha_1(s(1/t))} \leq \alpha_4(s(1/t))s(1/t)^{2-\epsilon_0} = (1/t)s(1/t)^{-\epsilon_0}. \quad (\text{XI.17})$$

(XI.12) tells us that the last factor is at most t^η for some $\eta > 0$ and hence the relevant integral converges as desired. The rest of the argument is the same. \square

One can also consider exceptional times for other events, such as for example times at which there is an infinite cluster in the upper half-plane or times at which there are two infinite clusters in the whole plane, and consider the corresponding Hausdorff dimension. A number of results of this type, which are not sharp, are given in [SS10b] while various sharp results are given in [GPS10].

Exercise sheet of Chapter XI

Exercise XI.1. Prove that on any graph below criticality, there are no times at which there is an infinite cluster while above criticality, there is an infinite cluster at all times.

Exercise XI.2. Consider critical dynamical percolation on a general graph satisfying $\theta(p_c) = 0$. Show that a.s. $\{t : \omega_t \text{ percolates}\}$ has Lebesgue measure 0.

Exercise XI.3. (Somewhat hard). A *spherically symmetric* tree is one where all vertices at a given level have the same number of children, although this number may depend on the given level. Let T_n be the number of vertices at the n th level. Show that there is percolation at p if

$$\sum_n \frac{1}{p^{-n}T_n} < \infty$$

Hint: Let X_n be the number of vertices in the n th level which are connected to the root. Apply the second moment method to the sequence of X_n 's.

The convergence of the sum is also necessary for percolation but this is harder and you are not asked to show this. This theorem is due to Russell Lyons.

Exercise XI.4. Show that if T_n is $n^2 2^n$ up to multiplicative constants, then the critical value of the graph is $1/2$ and we percolate at the critical value. (This yields a graph which percolates at the critical value.)

Exercise XI.5. (Quite a bit harder). Consider dynamical percolation on a spherically symmetric tree. Show that there for the parameter p , there are exceptional times at which percolation occurs if

$$\sum_n \frac{1}{np^{-n}T_n} < \infty.$$

Hint: Find an appropriate random variable X_n to which the second moment method can be applied.

Exercise XI.6. Find a spherically symmetric tree which does not percolate at criticality but for which there are exceptional times at which percolation occurs.

Bibliography

- [AS00] Noga Alon and Joel H. Spencer. *The probabilistic method*. Wiley-Interscience Series in Discrete Mathematics and Optimization. Wiley-Interscience [John Wiley & Sons], New York, second edition, 2000. With an appendix on the life and work of Paul Erdos.
- [BA91] D. J. Barsky and M. Aizenman. Percolation critical exponents under the triangle condition. *Ann. Probab.*, 19(4):1520–1536, 1991.
- [BR08] Michel Benaïm and Raphaël Rossignol. Exponential concentration for first passage percolation through modified Poincaré inequalities. *Ann. Inst. Henri Poincaré Probab. Stat.*, 44(3):544–573, 2008.
- [BKS99] Itai Benjamini, Gil Kalai, and Oded Schramm. Noise sensitivity of Boolean functions and applications to percolation. *Inst. Hautes Études Sci. Publ. Math.*, (90):5–43 (2001), 1999.
- [BKS03] Itai Benjamini, Gil Kalai, and Oded Schramm. First passage percolation has sublinear distance variance. *Ann. Probab.*, 31(4):1970–1978, 2003.
- [BSW05] Itai Benjamini, Oded Schramm, and David B. Wilson. Balanced Boolean functions that can be evaluated so that every input bit is unlikely to be read. In *STOC'05: Proceedings of the 37th Annual ACM Symposium on Theory of Computing*, pages 244–250. ACM, New York, 2005.
- [BR06] Béla Bollobás and Oliver Riordan. A short proof of the Harris-Kesten theorem. *Bull. London Math. Soc.*, 38(3):470–484, 2006.
- [BKK⁺92] Jean Bourgain, Jeff Kahn, Gil Kalai, Yitzhak Katznelson, and Nathan Linial. The influence of variables in product spaces. *Israel J. Math.*, 77(1-2):55–64, 1992.
- [Fri04] Ehud Friedgut. Influences in product spaces: KKL and BKKKL revisited. *Combin. Probab. Comput.*, 13(1):17–29, 2004.
- [FK96] Ehud Friedgut and Gil Kalai. Every monotone graph property has a sharp threshold. *Proc. Amer. Math. Soc.*, 124(10):2993–3002, 1996.

- [FKW02] Ehud Friedgut, Jeff Kahn, and Avi Wigderson. Computing graph properties of randomized subcube partitions. In *Randomization and approximation techniques in computer science*, volume 2483 of *Lecture Notes in Comput. Sci.*, pages 105–113. Springer, Berlin, 2002.
- [Gar11] Christophe Garban. Oded Schramm’s contributions to noise sensitivity, *Ann. Probab.*, volume in honor of Oded Schramm, 39(5):1702–1767, 2011.
- [GPS10] Christophe Garban, Gábor Pete, and Oded Schramm. The Fourier spectrum of critical percolation. *Acta Mathematica*, 205(1):19–104, 2010.
- [Gri99] Geoffrey Grimmett. *Percolation*. Grundlehren der mathematischen Wissenschaften 321. Springer-Verlag, Berlin, second edition, 1999.
- [Gro75] Leonard Gross. Logarithmic Sobolev inequalities. *Amer. J. Math.*, 97(4):1061–1083, 1975.
- [HPS97] Olle Häggström, Yuval Peres, and Jeffrey E. Steif. Dynamical percolation. *Ann. Inst. H. Poincaré Probab. Statist.*, 33(4):497–528, 1997.
- [HS94] Takashi Hara and Gordon Slade. Mean-field behaviour and the lace expansion. In *Probability and phase transition (Cambridge, 1993)*, volume 420 of *NATO Adv. Sci. Inst. Ser. C Math. Phys. Sci.*, pages 87–122. Kluwer Acad. Publ., Dordrecht, 1994.
- [Joh00] Kurt Johansson. Shape fluctuations and random matrices. *Comm. Math. Phys.*, 209(2):437–476, 2000.
- [KKL88] Jeff Kahn, Gil Kalai, and Nathan Linial. The influence of variables on Boolean functions. *29th Annual Symposium on Foundations of Computer Science*, (68–80), 1988.
- [Kes80] Harry Kesten. The critical probability of bond percolation on the square lattice equals $\frac{1}{2}$. *Comm. Math. Phys.*, 74(1):41–59, 1980.
- [Kes87] Harry Kesten. Scaling relations for 2D-percolation. *Comm. Math. Phys.*, 109(1):109–156, 1987.
- [KZ87] Harry Kesten and Yu Zhang. Strict inequalities for some critical exponents in two-dimensional percolation. *J. Statist. Phys.*, 46(5-6):1031–1055, 1987.
- [LSW02] Gregory F. Lawler, Oded Schramm, and Wendelin Werner. One-arm exponent for critical 2D percolation. *Electron. J. Probab.*, 7:no. 2, 13 pp. (electronic), 2002.

- [LyP11] Russell Lyons with Yuval Peres. *Probability on Trees and Networks*. Cambridge University Press, 2011. In preparation. Current version available at <http://php.indiana.edu/~rdlyons/>.
- [Mar74] G. A. Margulis. Probabilistic characteristics of graphs with large connectivity. *Problemy Peredači Informacii*, 10(2):101–108, 1974.
- [MOO10] Elchanan Mossel, Ryan O’Donnell, and Krzysztof Oleszkiewicz. Noise stability of functions with low influences: invariance and optimality. *Ann. Math.*, 171(1):295–341, 2010.
- [Nel66] Edward Nelson. A quartic interaction in two dimensions. In *Mathematical Theory of Elementary Particles (Proc. Conf., Dedham, Mass., 1965)*, pages 69–73. M.I.T. Press, Cambridge, Mass., 1966.
- [NP95] Charles M. Newman and Marcelo S. T. Piza. Divergence of shape fluctuations in two dimensions. *Ann. Probab.*, 23(3):977–1005, 1995.
- [Nol09] Pierre Nolin. Near-critical percolation in two dimensions. *Electron. J. Probab.*, 13(55):1562–1623, 2009.
- [O’D] Ryan O’Donnell. History of the hypercontractivity theorem. <http://boolean-analysis.blogspot.com/>.
- [O’D03] Ryan O’Donnell. *Computational Applications Of Noise Sensitivity*. PhD thesis, M.I.T., 2003.
- [OSSS05] Ryan O’Donnell, Michael Saks, Oded Schramm, and Rocco Servedio. Every decision tree has an influential variable. *FOCS*, 2005.
- [OS07] Ryan O’Donnell and Rocco A. Servedio. Learning monotone decision trees in polynomial time. *SIAM J. Comput.*, 37(3):827–844 (electronic), 2007.
- [PP94] R. Pemantle and Y. Peres. Planar first-passage percolation times are not tight. In *Probability and phase transition (Cambridge, 1993)*, volume 420 of *NATO Adv. Sci. Inst. Ser. C Math. Phys. Sci.*, pages 261–264. Kluwer Acad. Publ., Dordrecht, 1994.
- [PSSW07] Yuval Peres, Oded Schramm, Scott Sheffield, and David B. Wilson. Random-turn hex and other selection games. *Amer. Math. Monthly*, 114(5):373–387, 2007.
- [Rus81] Lucio Russo. On the critical percolation probabilities. *Z. Wahrsch. Verw. Gebiete*, 56(2):229–237, 1981.
- [Rus82] Lucio Russo. An approximate zero-one law. *Z. Wahrsch. Verw. Gebiete*, 61(1):129–139, 1982.

- [Sch00] Oded Schramm. Scaling limits of loop-erased random walks and uniform spanning trees. *Israel J. Math.*, 118:221–288, 2000.
- [SS10a] Oded Schramm and Stanislav Smirnov. On the scaling limits of planar percolation. *Ann. Probab.*, volume in honor of Oded Schramm, 39(5):1768–1814, 2011.
- [SS10b] Oded Schramm and Jeffrey Steif. Quantitative noise sensitivity and exceptional times for percolation. *Ann. Math.*, 171(2):619–672, 2010.
- [Smi01] Stanislav Smirnov. Critical percolation in the plane: conformal invariance, Cardy’s formula, scaling limits. *C. R. Acad. Sci. Paris Sér. I Math.*, 333(3):239–244, 2001.
- [SW01] Stanislav Smirnov and Wendelin Werner. Critical exponents for two-dimensional percolation. *Math. Res. Lett.*, 8(5-6):729–744, 2001.
- [Ste09] Jeffrey Steif. A survey of dynamical percolation. *Fractal geometry and stochasticity, IV, Birkhauser*, pages 145–174, 2009.
- [Tal94] Michel Talagrand. On Russo’s approximate zero-one law. *Ann. Probab.*, 22(3):1576–1587, 1994.
- [Tal96] Michel Talagrand. How much are increasing sets positively correlated? *Combinatorica*, 16(2):243–258, 1996.
- [Wer07] Wendelin Werner. *Lectures on two-dimensional critical percolation*. IAS Park City Graduate Summer School, 2007.

Christophe Garban

CNRS and UMPA

Ecole Normale Supérieure de Lyon, UMPA

46 allée d'Italie

69364 Lyon Cedex 07 France

christophe.garban@ens-lyon.fr

<http://www.umpa.ens-lyon.fr/>

[~cgarban/](http://www.umpa.ens-lyon.fr/~cgarban/).

Jeffrey E. Steif

Mathematical Sciences

Chalmers University of Technology

and

Mathematical Sciences

Göteborg University

SE-41296 Gothenburg, Sweden

steif@math.chalmers.se

<http://www.math.chalmers.se/~steif/>