

# Novel electronic states close to Mott transition in low-dimensional and frustrated systems

D. I. Khomskii

II Physikalisches Institut, Universität zu Köln, Zùlpicher Str. 77, 50937 Köln, Germany

**Abstract.** Recent studies demonstrated that there may appear different novel states in correlated systems close to localized–itinerant crossover. Especially favourable conditions for that are met in low-dimensional and in frustrated systems. In this paper I discuss on concrete examples some of such novel states. In particular, for some spinels and triangular systems there appears a “partial Mott transition”, in which first some finite clusters (dimers, trimers, tetramers, heptamers) go over to the itinerant regime, and the real bulk Mott transition occurs only later. Also some other specific possibilities in this crossover regime are shortly discussed, such as spin-Peierls–Peierls transition in  $\text{TiOCl}$ , spontaneous charge disproportionation in some cases, etc.

## 1. Introduction

The subdivision of electronic states into delocalized, itinerant, and localized, strongly correlated states is one of the most fundamental ones in the description of solids. Crudely, delocalized states exist when the intersite electron hopping is larger than the typical electron–electron interaction energy, and localized states exist in the opposite limit. In quantum chemistry these two limits correspond e.g. to the description of electrons in terms of molecular orbitals (Mulliken description, known in chemistry as molecular orbital–linear combination of atomic orbitals (MO–LCAO) method), and strongly correlated electrons are described by the Heitler–London approximation. For concentrated solids these two regimes give either standard band systems (metals or semiconductors), or Mott insulators.

The electron–electron repulsion, e.g. the Hubbard’s  $U$ , is essentially an atomic property and does not depend on interatomic distance, whereas the electron hopping strongly depends on this distance. This leads to the concept, largely advocated e.g. by Goodenough [1], that there should exist a critical interatomic distance  $R_c$  (different for different transition metal (TM) ions) dividing the regions of localized and itinerant behaviour of electrons. When this distance changes, e.g. under pressure, there should occur an insulator–metal (Mott) transition.

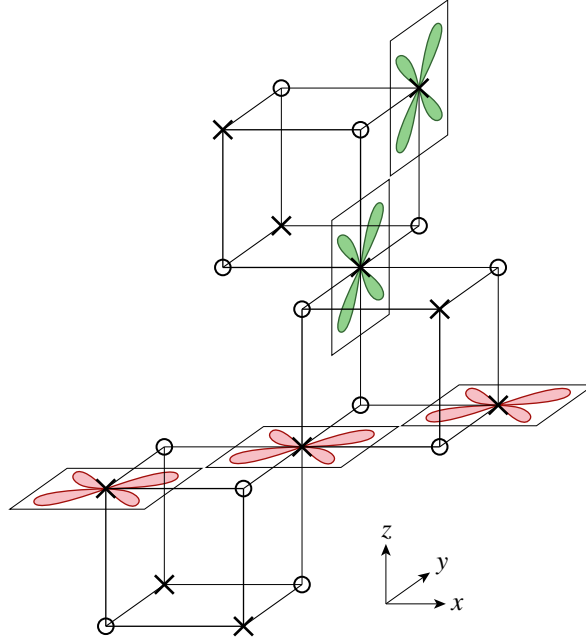
Usually Mott transition in TM compounds such as TM oxides is supposed to occur homogeneously in the whole sample. But, as became clear recently, this is not the only possibility. There may appear novel, inhomogeneous states close to a Mott transition, so that we have, in a sense, a “partial” Mott transition: in some parts of the system, in some particular clusters, the interatomic distances may already be smaller than  $R_c$ , so that these clusters may be better described using molecular orbitals, whereas the distance *between* such clusters will still remain large, so that there will be no net metallic conductivity. The formation of such “metallic” clusters has much in common with the valence bond solids.

This phenomenon, i.e. such “fractional” Mott transition, is most often observed in low-dimensional and in frustrated systems. Indeed, in regular three-dimensional lattices such as perovskites we usually have homogeneous ordered states, e.g. 3d antiferromagnetic ordering. Molecular-type clusters such as valence bond states are much more plausible in low-dimensional and frustrated systems. Below I will describe this situation using several specific examples of systems with triangular and pyrochlore (spinel) lattices, and also on some quasi-one-dimensional systems. I will also shortly mention some other possible novel phenomena, which may appear in systems close to the localized–itinerant crossover.

## 2. Formation of dimers in spinels

Metal–insulator transitions with the formation of unusual structures are observed in many spinels. The recent examples are  $\text{MgTi}_2\text{O}_4$  [2],  $\text{CuIr}_2\text{S}_4$  [3] or  $\text{AlV}_2\text{O}_4$  [4]. Structural studies have shown that in all these cases rather unusual structural modifications take place, which often can be described as the formation of molecular clusters. In  $\text{MgTi}_2\text{O}_4$  there appears a “chiral” structure [2], in  $\text{CuIr}_2\text{S}_4$  Ir octamers are formed [3], but both these phenomena can in fact be explained by the formation of Ti or Ir *singlet dimers*, which in a frustrated lattice of  $B$ -sites of a spinel finally give rise to these chiral or octamer structures [5]. And in  $\text{AlV}_2\text{O}_4$  the molecular clusters formed consist of 7 vanadiums — real large “heptamer molecules”.

In all these cases the formation of these clusters is largely caused by specific features of the  $B$ -site spinel lattice, which may be represented as a collection of 1d chains running in  $xy$  (or  $x\bar{y}$ ),  $xz$  and  $yz$  directions, see Fig. 1. The  $t_{2g}$ -orbitals of Ti or V ions on this lattice have a strong direct  $d$ – $d$  overlap, such that e.g. the electrons from the  $xy$ -orbitals can hop to the same orbitals in neighbouring ions in the  $xy$ -direction, see Fig. 1, or similarly  $yz$ -electrons can hop in the  $yz$ -direction, etc. As a result the electronic structure in these, basically cubic crystals, has essentially one-dimensional character. And in the insulating phase one forms a Peierls state with singlet dimers in these 1d chains [5], which for a spinel lattice give the chiral structure in  $\text{MgTi}_2\text{O}_4$ , the heptamers in  $\text{AlV}_2\text{O}_4$  and octamers (consisting actually of dimers) in  $\text{CuIr}_2\text{S}_4$ . Note that the interatomic distances in these clusters are rather short:

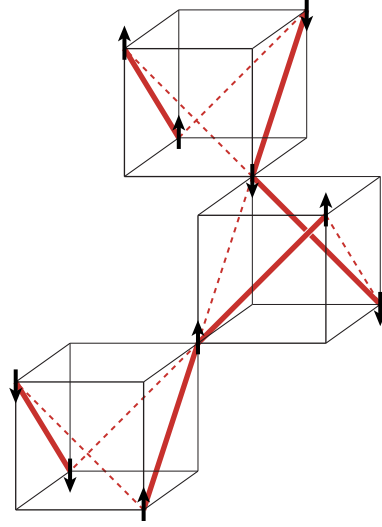


**Figure 1.** Formation of one-dimensional electronic spectrum for  $t_{2g}$  electrons in a lattice of  $B$ -sites of a spinel. The  $xy$  and  $yz$  orbitals are shown.

they are shorter than the critical distance  $R_c$  for the localized–itinerant crossover [1], so that one can consider the electronic state in these clusters as forming molecular orbitals, i.e. in these clusters we are already on the “metallic” side of the Mott transition. But the distance *between* these clusters is larger than  $R_c$  and as a result the total compound is insulating.

The “metallic” clusters in the examples discussed above are singlet. But this is not the only possibility. Magnetic (e.g. triplet) clusters can also be formed in some cases. This seems to happen in  $\text{ZnV}_2\text{O}_4$  [6]. V spinels such as  $\text{MgV}_2\text{O}_4$ ,  $\text{ZnV}_2\text{O}_4$ ,  $\text{CdV}_2\text{O}_4$  show cubic–tetragonal structural transitions [7] with the formation of a very specific magnetic structure at lower temperatures, with  $\uparrow\uparrow\downarrow\downarrow$  pattern in  $xz$ - and  $yz$ -chains (and with  $\uparrow\downarrow\uparrow\downarrow$  ordering in the  $xy$ -direction) [8], see Fig. 2. Usually the properties of these systems are explained by some type of orbital ordering: the  $xy$ -orbitals are always occupied due to tetragonal distortion with  $c/a < 1$ , and the remaining second  $t_{2g}$  electron of the  $\text{V}^{3+}(d^2)$  ions is supposed to form an additional orbital ordering of some type [9, 10, 5]. But our recent *ab initio* calculations [6] have shown that there should exist in  $\text{ZnV}_2\text{O}_4$  a V dimerization in  $xz$ - and  $yz$ -chains, see Fig. 2, with, surprisingly, ferromagnetic bonds becoming shorter (thick bonds in Fig. 2)! One can explain this tendency by noticing that, in contrast to most examples of valence bond solids with singlet bonds, here we are dealing not with ions with one electron with  $S = \frac{1}{2}$ , but with  $d^2$  ions with  $S = 1$ . One can argue that the extra delocalization of one of two electrons in a short bond enhances the ferromagnetic (actually double-exchange) interaction between these  $d^2$ ,  $S = 1$  ions. The *ab initio* calculations of another material of this family,  $\text{CdV}_2\text{O}_4$ , done by a different method, have confirmed the formation of these dimers, and demonstrated, in addition, that their formation can lead to the appearance of ferroelectricity, which was indeed observed in  $\text{CdV}_2\text{O}_4$  [11].

Interestingly enough, short V–V distances obtained theoretically for  $\text{ZnV}_2\text{O}_4$  are only  $2.92 \text{ \AA}$  — again shorter than the critical V–V distance  $2.94 \text{ \AA}$  [1]. Thus again these V dimers may be considered as “metallic”, though the material itself remains insulating, albeit with a rather small energy gap  $\sim 0.2 \text{ eV}$  [6].

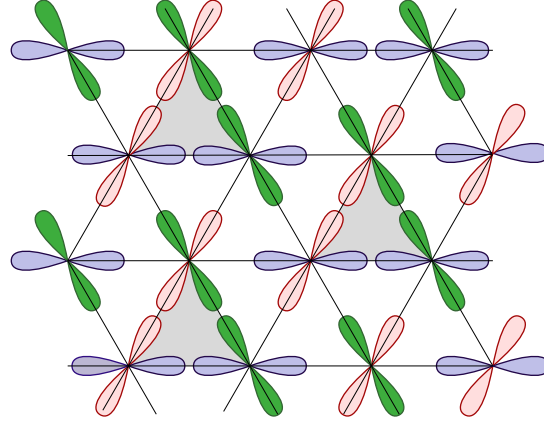


**Figure 2.** Formation of short (bold) and long (dashed) V–V bonds in  $\text{ZnV}_2\text{O}_4$ , following [6]; the same pattern also exists in  $\text{CdV}_2\text{O}_4$  [11].

### 3. “Metallic” clusters in layered materials

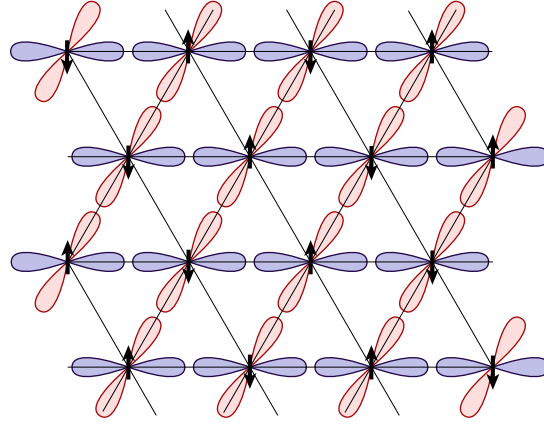
Some more examples of “metallic” clusters in an overall insulating matrix are found in layered materials, notably with triangular lattices, such as  $\text{LiVO}_2$  [12],  $\text{LiVS}_2$  [13],  $\text{TiI}_2$  [14]. This lattice is usually considered as frustrated, meaning that it is not bipartite. But in  $\text{LiVO}_2$ ,  $\text{LiVS}_2$ ,  $\text{TiI}_2$  we are dealing with ions  $\text{Ti}^{2+}$ ,  $\text{V}^{3+}$  with two  $t_{2g}$   $d$ -electrons, which, besides spin, have also triple orbital degeneracy. And, if one cannot subdivide a triangular lattice into two sublattices, one can naturally subdivide it into three! That is indeed what happens in these materials [12], see Fig. 3, in which the occupied orbitals are shown. After forming this orbital superstructure, we have strong antiferromagnetic exchange in the shaded triangles of Fig. 3, and in effect these bonds become shorter than the others, and there are singlet states formed *on such trimers* (three  $S = 1$  ions with strong antiferromagnetic coupling have a singlet ground state with  $S_{\text{tot}} = 0$ ). Our recent detailed *ab initio* calculations [15] confirmed this picture and gave a strong antiferromagnetic exchange in a trimer, the exchange interaction between trimers being much weaker and ferromagnetic. Lattice optimization gave V–V distances in a trimer of  $2.56 \text{ \AA}$ , in good agreement with the experimental value. Note that in this case the short distance in a cluster — here a trimer — is even shorter than the V–V distance in V metal,  $2.62 \text{ \AA}$ , i.e. these clusters can indeed be considered as “metallic”.

If however we increase the total lattice parameter, which we can do e.g. by going from  $\text{LiVO}_2$  to  $\text{NaVO}_2$ , the situation changes drastically. As shown in [16], the orbital ordering in  $\text{NaVO}_2$  is quite different from that in  $\text{LiVO}_2$ : only two types of orbitals are occupied, see Fig. 4. As a result, after such orbital ordering the system becomes topologically a square lattice, and as such it can develop the ordinary Néel magnetic ordering, which it actually does. Note also that, in contrast to  $\text{LiVO}_2$ , in  $\text{NaVO}_2$  the bonds with strong orbital overlap become *not shorter, but longer*! One can explain this as a competition of two effects: stronger covalency tends to make such bonds shorter, but the bond–charge repulsion (Coulomb repulsion of electron clouds on orbitals directed towards each other) would tend to make such bonds longer. Apparently when the system has a relatively small lattice parameter, or small average TM–TM distance, i.e. when the system is close to the localized–itinerant crossover, the hybridization is rather strong, and the first effect, the tendency to increase it still further, prevails, so that such bonds become even shorter; this is what happens in  $\text{LiVO}_2$  and  $\text{LiVS}_2$ . If, however, the system has localized  $d$ -electrons and is far from the Mott transition, the  $d$ – $d$  overlap is exponentially small, and the second effect, the bond–charge repulsion, may become stronger, as a result of which it is favourable to



**Figure 3.** Orbital ordering in  $\text{LiVO}_2$  with three orbital sublattices, leading to the formation of spin singlet states on tightly bound V triangles (shaded), following [12].

make such bonds longer, to reduce this repulsion further. This is apparently what happens in  $\text{NaVO}_2$ .



**Figure 4.** Orbital and magnetic ordering in  $\text{NaVO}_2$  [16].

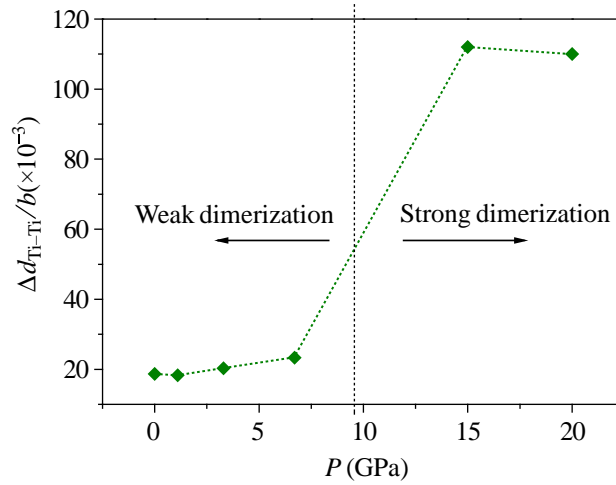
Until now we saw the formation of different types of TM clusters, mostly singlet ones: dimers ( $\text{MgTi}_2\text{O}_4$ ,  $\text{CuIr}_2\text{S}_4$ ), trimers ( $\text{LiVO}_2$ ,  $\text{LiVS}_2$ ,  $\text{TiI}_2$ ), or larger clusters such as heptamers in  $\text{AlV}_2\text{O}_4$ . Also singlet tetramers can be formed, especially in layered materials. One such example is  $\text{CaV}_4\text{O}_9$  [17], with the interesting “chiral” lattice, in which the singlets are formed by four V ions around an “empty” plaquette. In all these cases either low-dimensionality or the frustrated nature of the lattice apparently plays an important role. As mentioned above, valence bond solids are indeed especially easily formed in frustrated or quasi-one-dimensional systems — this is in fact the essence of the Peierls phenomena.

#### 4. Spin-Peierls-to-Peierls transition in $\text{TiOCl}$

A very clear example of this phenomenon, in particular its features close to the localized–itinerant crossover, is observed in  $\text{TiOCl}$ . This quasi-one-dimensional material is insulating with localized  $d$ -electrons at ambient pressure, and it has a spin-Peierls transition at  $\sim 60$  K (with an incommensurate phase at  $60 \text{ K} < T \lesssim 90 \text{ K}$ ). Under pressure its energy gap strongly decreases, and it approaches an insulator–metal transition at  $\sim 10$  GPa [18].

However direct dc resistivity measurements have shown [19] that  $\text{TiOCl}$  actually remains insulating even for  $P > 10$  GPa, at least up to 30 GPa, albeit with a smaller gap. Surprisingly,

ab initio calculations with lattice optimisation have shown [20] that in the high-pressure phase, in which indeed the energy gap strongly decreases, the Ti–Ti dimerization itself does not decrease but *increases* instead, see Fig. 5!



**Figure 5.** Change of dimerization in TiOCl with pressure [19].

A qualitative explanation can be obtained, using again the idea of the proximity of this material to the localized–itinerant crossover. At  $P = 0$  the  $d$ -electrons are localized, and we have a spin-Peierls transition, with  $T_c$  and with the degree of dimerization  $\delta d/d$  proportional to

$$T_c \sim \frac{\delta d}{d} \sim J e^{-1/\lambda} \quad (1)$$

where  $J$  is the exchange interaction,  $J \sim t^2/U$ , and  $\lambda$  is the spin–phonon coupling constant. Note that the energy gap in this regime is still of the Mott–Hubbard type, i.e. it is large,  $E_g \sim U$ . Under pressure TiOCl approaches the insulator–metal transition, as observed in [18]. But after crossing to the itinerant regime, the system still “knows” that it is one-dimensional, and as such it has a Peierls instability, with  $T_c$  ( $\sim$  degree of dimerization  $\sim$  energy gap)

$$T_c \sim E_g \sim \frac{\delta d}{d} \sim t e^{-1/\lambda'}, \quad (2)$$

with  $\lambda'$  being the electron–electron coupling constant in this regime. That is, the very nature of insulating state in this regime is *due to Peierls dimerization*, and is not of Mott insulator type. But the dimerization is in this regime proportional to the bandwidth, or the hopping matrix element  $t$ , and not to  $J \sim t^2/U$ . Thus apparently we have here, simultaneously with the localized–itinerant crossover, also a spin-Peierls–Peierls transition.

## 5. Other possible specific phenomena close to a Mott transition

As we have discussed above, a possible situation, especially in low-dimensional and frustrated systems, is that the Mott transition occurs not in the whole system simultaneously, but “piecewise”, first in some finite clusters such as dimers, trimers, tetramers etc. But other nontrivial states may also occur in the vicinity of Mott transitions, different both from those typical for strong Mott insulators and for normal metals. These situations can occur also for simple lattices such as those of perovskites. In this chapter for completeness I will also shortly discuss some of these phenomena.

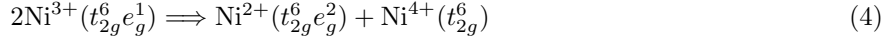
### 5.1. Spontaneous charge disproportionation vs orbital ordering

In some systems with strongly correlated electrons charge ordering occurs with decreasing temperature. Usually it appears in systems with noninteger electron concentration (fractional number of electrons per TM ion). The well-known examples are the Verwey transition in magnetite  $\text{Fe}_3\text{O}_4$  or charge ordering in half-doped manganites such as  $\text{La}_{0.5}\text{Ca}_{0.5}\text{MnO}_3$ , see e.g. [21]. But there are also systems in which charge ordering, or rather spontaneous charge disproportionation, appears in case of, formally, integer electron occupation, or integer valence. Such is for example the situation in  $\text{CaFeO}_3$ , in which there occurs charge segregation



A phase transition with the formation of a  $\text{Fe}^{3+}\text{--Fe}^{5+}$  superstructure occurs in  $\text{CaFeO}_3$  at  $T_c = 290\text{ K}$  and is simultaneously a metal–insulator transition [22]. Note that a similar compound  $\text{SrFeO}_3$  with somewhat broader bands remains metallic down to lowest temperatures. Apparently the phenomenon of charge disproportionation in this case occurs in the system close to the localized–itinerant crossover.

Similar spontaneous charge disproportionation occurs also in  $\text{La}_{2/3}\text{Sr}_{1/3}\text{FeO}_3$  [22] ( $3\text{Fe}^{4+} \Longrightarrow 2\text{Fe}^{3+} + \text{Fe}^{5+}$ ), but also e.g. in nickelates  $R\text{NiO}_3$ , especially those with small rare earths  $R = \text{Lu}, \text{Y}$ , etc. [23, 24, 25]. In nickelates charge disproportionation may be described by the “reaction”



( $\text{Ni}^{3+}$  and  $\text{Ni}^{4+}$  here are in the low-spin state). In these systems charge disproportionation is also a metal–insulator transition.

Yet other systems showing the same phenomenon are materials formally containing  $\text{Au}^{2+}(d^9)$ , which at normal conditions always disproportionate into  $\text{Au}^{1+}(d^{10}) + \text{Au}^{3+}(d^8)$ . This occurs e.g. in  $\text{CsAuCl}_3$  which at ambient pressure contains two inequivalent Au sites (its formula is usually even written as  $\text{Cs}_2\text{Au}_2\text{Cl}_6$ ). Under pressure this system also becomes metallic with equivalent Au ions [26].

One can notice three specific features, which apparently are important for the very phenomenon of spontaneous charge disproportionation. First, in TM compounds such charge disproportionation occurs in systems in which the TM ion in the “original” state would have been a strong Jahn–Teller ion, with double orbital degeneracy ( $\text{Fe}^{4+}(t_{2g}^3 e_g^1)$ ; low-spin  $\text{Ni}^{3+}(t_{2g}^6 e_g^1)$ ;  $\text{Au}^{2+}(t_{2g}^6 e_g^3)$ ). Thus it seems that this spontaneous charge disproportionation appears in  $\text{Fe}^{4+}$  and  $\text{Ni}^{3+}$  compounds *instead of* the Jahn–Teller or orbital ordering, when the systems are close to localized–itinerant crossover [27, 25]. But in “ $\text{Au}^{2+}$ ” compounds such charge disproportionation is stabilized by the *enhanced* JT distortion instead [28]. Second, the TM ionic states involved typically correspond to states with unusually high oxidation states, or untypically high valence ( $\text{Fe}^{4+}$  and  $\text{Fe}^{5+}$ ;  $\text{Ni}^{3+}$  and  $\text{Ni}^{4+}$ ;  $\text{Au}^{3+}$ ). As follows from the standard classification [29], these states correspond to the situation with small or negative charge-transfer gaps and with a large contribution of ligand (e.g. oxygen)  $p$ -holes. In effect e.g. the reaction (3) should be rather written as



where  $\underline{L}$  denotes the ligand hole (e.g.  $\text{Fe}^{3+}\underline{L}$  instead of  $\text{Fe}^{4+}$  denotes the state  $\text{Fe}^{3+}(d^5)\text{O}^{-(2p^5)}$ ). Apparently the large contribution of ligand holes facilitates the process of charge disproportionation (the increase of Coulomb repulsion in the reaction (5) is definitely much smaller than if it would occur on the  $d$ -shells (3)).

These factors lead to the third conclusion: that the spontaneous charge disproportionation is typically observed in systems close to an insulator–metal transition. Experimentally this is indeed the case: in the examples mentioned above such disproportionation coincides with metal–insulator transition.

### 5.2. Phase separation

Without going into details, let us shortly mention yet another specific phenomenon, which is typically observed close to metal–insulator transitions. This is the phenomenon of phase separation, which often occurs especially in doped Mott insulators. It is found experimentally in many cases; in manganites [30, 31, 32]; in cobaltites [33]; and apparently also in cuprates [34]. The tendency towards phase separation is also seen theoretically in many models: in the Hubbard [35] and in the  $t$ – $J$  models [36]; in the double-exchange models [37], etc. The resulting state may be visualised as a random system with metallic regions in an insulating matrix. The properties of such state can be described by percolation theory — a classical description of random systems, although quantum effects in this case can also be very important.

### 5.3. Large spontaneous currents in frustrated systems

Typical for many frustrated systems, which contain triangles or tetrahedra as building blocks, is an extra degeneracy, which can be characterized by spin chirality. Thus the ground state of an equilateral triangle of  $S = \frac{1}{2}$  spins with an antiferromagnetic interaction is a quartet, with the total spin  $S_{\text{tot}} = \frac{1}{2}$  and with extra double degeneracy, which can be characterized by the scalar spin chirality

$$\chi_{123} \sim \mathbf{S}_1 \cdot [\mathbf{S}_2 \times \mathbf{S}_3]. \quad (6)$$

The physical meaning of the scalar chirality was clarified in [38] (see also [39]), where it was shown that the states of a triangle with nonzero chirality (6) carry a spontaneous circular electric current  $j \sim \chi_{123}$ . Correspondingly, such triangle would have an orbital magnetic moment  $M \sim j \sim \chi_{123}$ . In the nondegenerate Hubbard model with strong interaction  $U \gg t$  the expression for this current, obtained in perturbation theory in  $t/U \ll 1$ , has the form

$$j = \frac{24et^3}{\hbar U^2} (\mathbf{S}_1 \cdot [\mathbf{S}_2 \times \mathbf{S}_3]). \quad (7)$$

In this limit the current and the corresponding orbital moment are small. But one can show on general grounds, by using symmetry arguments, that such currents would be proportional to the chirality (6) in the general case, for  $t \gtrsim U$ , and also close to Mott transition. In such situations the corresponding current and orbital moments can be quite large. Indeed, estimates done in [40], using the exact solution for a triangle, show that for reasonable values of parameters the orbital magnetic moments can be as large as  $\sim 0.7\mu_B$  — comparable with the spin moment. The authors of [40] suggested to use this degree of freedom for quantum computations. This is yet another nontrivial property of frustrated systems, which can lead to large and potentially useful effects close to Mott transitions.

## 6. Conclusion

In conclusion, I want to stress once again that the systems close to Mott transition, or to a localized–itinerant crossover, can show a variety of specific properties, different from those of states deep in the Mott insulator regime or those of conventional metals. Especially interesting is the situation of a “partial Mott transition”, in which first certain finite clusters go over to the regime with uncorrelated (“itinerant”) electrons, and only later there occurs a real Mott transition in the whole sample. As I tried to show on many examples, the most favourable conditions for this phenomenon are met in low-dimensional and in frustrated systems; they are less probable in simple lattices such as perovskites. But also other specific phenomena, less sensitive to the type of the lattice, such as spontaneous charge disproportionation, can occur close to insulator–metal transitions. Thus this crossover region between localized and itinerant electronic states presents a rich playground for interesting physics, with eventually some novel states appearing in this situation.

I am grateful to many people who contributed to works on which this paper is based, especially M. Abd-Elmeguid, C. Batista, L. Bulaevskii, Hua Wu, I. Mazin, M. Mostovoy,



V. Pardo, R. Rivadulla, S. Streltsov and A. Ushakov. This work was supported by the German program SFB 608 and by the European project SOPRANO.

## References

- [1] J. B. Goodenough, *Magnetism and the Chemical Bond*, Wiley Interscience, New York, 1963
- [2] M. Schmidt et al., Phys. Rev. Lett. **92**, 056402 (2004)
- [3] P. G. Radaelli et al., Nature **416**, 155 (2002)
- [4] K. Matsuno et al., J. Phys. Soc. Japan **70**, 1456 (2001)
- [5] D. I. Khomskii and T. Mizokawa, Phys. Rev. Lett. **94**, 156402 (2005)
- [6] V. Pardo et al., Phys. Rev. Lett. **101**, 256403 (2008)
- [7] T. Furubayashi et al., J. Phys. Soc. Japan **66**, 778 (1994)
- [8] M. Reehuis et al., Eur. Phys. J. **B35**, 311 (2003)
- [9] Y. Motome and H. Tsunetsugu, Phys. Rev. B **70**, 184427 (2004)
- [10] O. Tchernyshev, Phys. Rev. Lett. **93**, 157206 (2004)
- [11] G. Giovannetti et al., arXiv:1009.4077 (2010); Phys. Rev. B – Rapid Comm. in press
- [12] H. Pen et al., Phys. Rev. Lett. **78**, 1323 (1997)
- [13] N. Katayama et al., Phys. Rev. Lett. **103**, 146405 (2009)
- [14] G. Meyer, T. Gloger and J. Beekhuizen, Z. Anorg. Allg. Chemie **635**, 1497 (2009)
- [15] Hua Wu and D. I. Khomskii, to be publ.
- [16] T. M. McQueen et al., Phys. Rev. Lett. **101**, 166402 (2008)
- [17] O. A. Starykh et al., Phys. Rev. Lett. **77**, 2558 (1996)
- [18] C. A. Kuntscher et al., Phys. Rev. B **74**, 184402 (2006); Phys. Rev. B **76**, 241101 (2007)
- [19] M. K. Forthaus et al., Phys. Rev. B **77**, 165121 (2008)
- [20] S. Blanco-Canosa et al., Phys. Rev. Lett. **102**, 056406 (2009)
- [21] M. Imada, A. Fujimori and Y. Tokura, Rev. Mod. Phys. **70** (1998), 1039
- [22] M. Takano et al., J. Solid State Chem. **39**, 75 (1981)
- [23] J. A. Alonso et al., Phys. Rev. Lett. **82**, 3871 (1999)
- [24] T. Mizokawa, D. I. Khomskii and G. A. Sawatzky, Phys. Rev. B **61**, 11263 (2000)
- [25] I. I. Mazin et al., Phys. Rev. Lett. **98**, 176406 (2007)
- [26] N. Matsushita et al., J. Solid State Chem. **180**, 1353 (2007)
- [27] D. I. Khomskii, Physica Scripta **72**, CC8–CC14 (2005)
- [28] A. V. Ushakov, S. V. Streltsov and D. I. Khomskii, to be publ.
- [29] A. E. Bocquet et al., Phys. Rev. B **45**, 1561 (1992); Phys. Rev. B **46**, 3771 (1992)
- [30] A. Moreo, S. Yunoki, and E. Dagotto, Science **283**, 2034 (1999)
- [31] D. I. Khomskii, Physica B **280**, 325 (2000)
- [32] N. A. Babushkina et al., J. Appl. Phys. **83**, 7389 (1998)
- [33] P. L. Kuhns et al., Phys. Rev. Lett. **91**, 127202 (2003)
- [34] L. P. Gor'kov and A. Sokol, JETP Lett. **46**, 420 (1987)
- [35] P. B. Visscher, Phys. Rev. B **10**, 943 (1974)
- [36] V. J. Emery, S. A. Kivelson, and H. Q. Lin, Phys. Rev. Lett. **64**, 475 (1990)
- [37] M. Yu. Kagan, D. I. Khomskii, and A. V. Mostovoy, Eur. Phys. J. **12**, 217 (1999)
- [38] L. N. Bulaevskii, C. D. Batista, M. V. Mostovoy and D. I. Khomskii, Phys. Rev. B **78**, 028402 (2008)
- [39] D. I. Khomskii, J. Phys. Cond. Matter **22**, 164209 (2010)
- [40] B. Georgeot and F. Mila, Phys. Rev. Lett **104**, 100502 (2010)