

Thermal Conductivity of the Quasi One-Dimensional Spin System $\text{Sr}_2\text{V}_3\text{O}_9$

M. Uesaka, N. Kaneko, M. Sato, and Y. Koike
 Department of Applied Physics, Tohoku University,
 6-6-05 Aoba, Aramaki, Aoba-ku, Sendai 980-8579, Japan*

T. Kawamata
 Nishina Center for Accelerator-Based Science, RIKEN, 2-1 Hirosawa, Wako 351-0198, Japan

K. Kudo, N. Kobayashi
 Institute for Materials Research, Tohoku University,
 2-1-1 Katahira, Aoba-ku, Sendai 980-8577, Japan
 (Dated: October 18, 2018)

We have measured the thermal conductivity along the $[101]$ direction, $\kappa_{[101]}$, along the $[10\bar{1}]$ direction, $\kappa_{[10\bar{1}]}$, and along the b -axis, κ_b , of the quasi one-dimensional $S=1/2$ spin system $\text{Sr}_2\text{V}_3\text{O}_9$ in magnetic fields up to 14 T, in order to find the thermal conductivity due to spinons and to clarify whether the spin-chains run along the $[101]$ or $[10\bar{1}]$ direction. It has been found that both $\kappa_{[101]}$, $\kappa_{[10\bar{1}]}$ and κ_b show one peak around 10 K in zero field and that the magnitude of $\kappa_{[10\bar{1}]}$ is larger than those of $\kappa_{[101]}$ and κ_b . By the application of magnetic field along the heat current, the peak of $\kappa_{[10\bar{1}]}$ is markedly suppressed, while the peaks of $\kappa_{[101]}$ and κ_b little change. These results indicate that there is a large contribution of spinons to $\kappa_{[10\bar{1}]}$ and suggest that the spin-chains run along the $[10\bar{1}]$ direction.

I. INTRODUCTION

Recently, the thermal conductivity in low-dimensional quantum spin systems has attracted interest, because a large contribution of magnetic excitations to the thermal conductivity has been observed in some compounds regarded as low-dimensional quantum spin systems. In one-dimensional (1D) antiferromagnetic (AF) Heisenberg spin systems with the spin quantum number $S = 1/2$, especially, it has theoretically been proposed that the thermal conduction due to magnetic excitations, namely, spinons is ballistic [1–3]. In fact, a large contribution of spinons to the thermal conductivity has been observed in the $S=1/2$ 1D AF Heisenberg spin system Sr_2CuO_3 [4]. Moreover, the ballistic nature of the thermal conduction due to spinons has experimentally been confirmed in Sr_2CuO_3 [5].

The compound $\text{Sr}_2\text{V}_3\text{O}_9$ contains three kinds of vanadium ions in the unit cell. Two of them are nonmagnetic V^{5+} ions located in VO_4 tetrahedra, and the rest is V^{4+} ions with $S = 1/2$ located in VO_6 octahedra. The VO_6 octahedra are connected with each other by sharing an oxygen at the corner along the $[101]$ direction, as shown Fig. 1. The ac -plane with the magnetic network is weakly stacked along the b -axis. The magnetic properties are understood in terms of the $S=1/2$ 1D AF chain model with the exchange interaction between the nearest spins, $J = 82$ K, estimated from the suscepti-

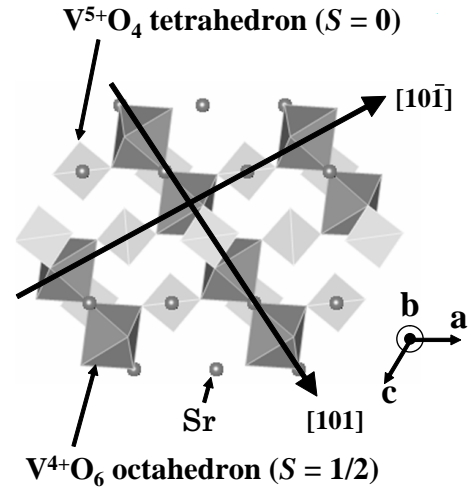


FIG. 1: Crystal structure of $\text{Sr}_2\text{V}_3\text{O}_9$. V^{5+} ions and V^{4+} ions are located in VO_4 tetrahedra and VO_6 octahedra, respectively. VO_6 octahedra are connected with each other along the $[101]$ direction by sharing an oxygen at the corner and are also connected via a VO_4 tetrahedron along the $[10\bar{1}]$ direction.

bility measurements [6]. However, it has been suggested from the ESR measurements [7] and a theory by Koo and Whangbo [8] that the spin-chain direction is not the $[101]$ direction but the $[10\bar{1}]$ direction, along which VO_6 octahedra are connected via a VO_4 tetrahedron as shown Fig. 1.

Therefore, in order to find the contribution of spinons

*Corresponding author: uesaka@teion.apph.tohoku.ac.jp

to the thermal conductivity and also to clarify whether the spin-chain direction is the $[101]$ or $[10\bar{1}]$ direction, we have measured the thermal conductivity of $\text{Sr}_2\text{V}_3\text{O}_9$ along the $[101]$, $[10\bar{1}]$ directions and the b -axis. The precise measurement of thermal conductivity needs a large-size single crystal. Therefore, we have attempted to grow large-size single crystals of $\text{Sr}_2\text{V}_3\text{O}_9$ by the floating-zone (FZ) method.

II. EXPERIMENTAL

First, polycrystalline powder of $\text{Sr}_2\text{V}_2\text{O}_7$ was prepared by the solid-state reaction method, in order to prepare a feed rod for the FZ growth. The prescribed amount of SrCO_3 and V_2O_5 powder was mixed in the molar ratio of $\text{SrCO}_3 : \text{V}_2\text{O}_5 = 2 : 1$ and pre-fired in air at 700°C for 72 h. After pulverization, the pre-fired powder of $\text{Sr}_2\text{V}_2\text{O}_7$ was mixed with VO_2 powder in the molar ratio of $\text{Sr}_2\text{V}_2\text{O}_7 : \text{VO}_2 = 1 : 1$ and isostatically cold-pressed at 600 bar into a rod of 7 mm in diameter and ~ 100 mm in length. Then, the rod was sintered at 540°C in Ar for 24 h. As a result, a sintered feed rod was prepared. The FZ growth was carried out by the twice-scanning technique in an infrared heating furnace equipped with a double ellipsoidal mirror (NEC Machinery Corp, Model SC-K15HD-H). A high-density premelted feed rod was prepared through the first scan using the sintered feed rod. In the first scan, the molten zone was scanned at a speed of ~ 20 mm/h under flowing Ar of 1.5 atm. Next, the second scan, namely, a usual growing procedure was carried out using the premelted feed rod at the growth rate of 1.0 mm/h in the same atmosphere as in the first scan. Thermal-conductivity measurements were carried out by the conventional steady-state method.

III. RESULTS AND DISCUSSION

We have succeeded in growing a single-crystal rod, owing to the stable upkeep of the molten zone during the FZ growth. Figure 2(a) shows an as-grown single-crystal rod with ~ 6 mm in diameter and ~ 100 mm in length. The grown crystals were characterized by the x-ray back-Laue photography, as shown in Fig. 2(b). Although the grown crystals were composed of several domains, the diffraction spots were very sharp. The dimensions of the single-domain region were typically ~ 6 mm in diameter and ~ 25 mm in length. The single crystals were also confirmed by the powder x-ray diffraction to be of the single phase without any impurity phases. Accordingly, it is concluded that we have succeeded in the growth of high-quality single-crystals. The high quality was supported by the magnetic-susceptibility result that no Curie term due to impurities and/or lattice defects was observed at very low temperatures.

Figure 3 shows the temperature dependence of the thermal conductivity along the $[101]$ direction, $\kappa_{[101]}$,




FIG. 2: (a) Picture of an as-grown single-crystal rod of $\text{Sr}_2\text{V}_3\text{O}_9$. (b) X-ray back-Laue photograph of an as-grown single-crystal in the x-ray parallel to the b -axis.

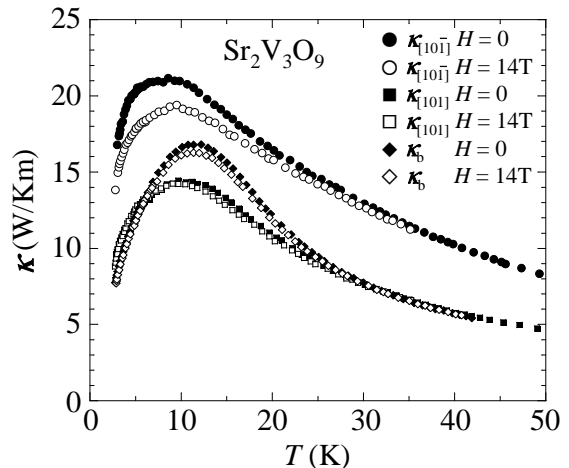


FIG. 3: Temperature dependence of the thermal conductivity of $\text{Sr}_2\text{V}_3\text{O}_9$ along the $[101]$ direction, $\kappa_{[101]}$, along the $[10\bar{1}]$ direction, $\kappa_{[10\bar{1}]}$, and along the b -axis, κ_b , in zero field and a magnetic field of 14 T parallel to the respective heat current.

along the $[10\bar{1}]$ direction, $\kappa_{[10\bar{1}]}$, and along the b -axis, κ_b , in zero field and a magnetic field of 14 T parallel to the respective heat current. In zero field, both $\kappa_{[101]}$, $\kappa_{[10\bar{1}]}$ and κ_b show a peak around 10 K. The magnitude of $\kappa_{[10\bar{1}]}$ at the peak is larger than those of $\kappa_{[101]}$ and κ_b . Since $\text{Sr}_2\text{V}_3\text{O}_9$ is an insulator, the thermal conductivity is described as the sum of the thermal conductivity due to phonons, κ_{phonon} , and due to spinons, κ_{spinon} . It is known that the anisotropy of κ_{phonon} is usually not so large and that the contribution of κ_{spinon} markedly appears along the direction where the magnetic interaction is strong. Therefore, the large anisotropy of the thermal conductivity is guessed to be due to a large contribution

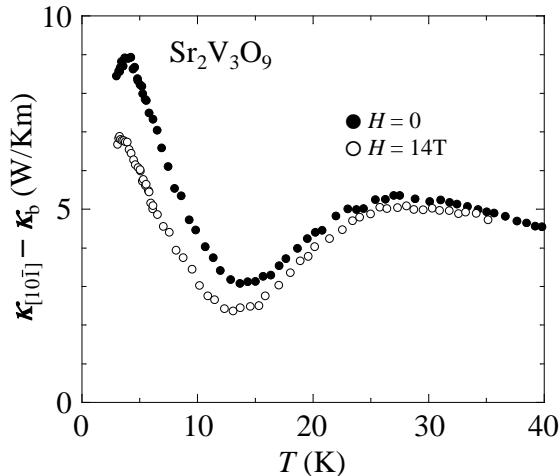


FIG. 4: Temperature dependence of the difference between $\kappa_{[10\bar{1}]}$ and κ_b in zero field and 14 T.

of κ_{spinon} to $\kappa_{[10\bar{1}]}$. By the application of magnetic field parallel to the heat current, the peak of $\kappa_{[10\bar{1}]}$ around 10 K is suppressed with increasing field, while there is little change in $\kappa_{[101]}$ and κ_b , as shown in Fig. 3. This result also supports the guess that there is a large contribution of κ_{spinon} to $\kappa_{[10\bar{1}]}$, because κ_{spinon} is expected to be affected by the application of a magnetic field comparable with $J/(g\mu_B)$ (g : the g -factor, μ_B : the Bohr magneton). Furthermore, the little change in $\kappa_{[101]}$ and κ_b by the application of magnetic field indicates that the contribution of κ_{spinon} is very small along the $[101]$ direction and b -axis. Accordingly, it is concluded that the spin-chain direction is the $[10\bar{1}]$ direction, as suggested from the ESR measurements [7] and the theory by Koo and Whangbo [8].

Here, we estimate κ_{spinon} in $\kappa_{[10\bar{1}]}$, where both κ_{spinon} and κ_{phonon} are included. In the temperature dependence of $\kappa_{[10\bar{1}]}$, only one peak is observed around 10 K, indicating that both peaks of κ_{spinon} and κ_{phonon} are overlapped. Therefore, it is very hard to estimate κ_{spinon} and κ_{phonon} separately. As for $\kappa_{[101]}$, a small contribution of κ_{spinon} to $\kappa_{[101]}$ is guessed to exist, because the $[101]$ direction is not exactly perpendicular to the $[10\bar{1}]$ direction but

84.48° tilted from the $[10\bar{1}]$ direction. As for κ_b , it is due to only κ_{phonon} . Therefore, neglecting the anisotropy of κ_{phonon} , κ_{spinon} along the $[10\bar{1}]$ direction is very roughly estimated to be $\kappa_{[10\bar{1}]} - \kappa_b$, as shown in Fig. 4. However, this is not simply accepted as the temperature dependence of κ_{spinon} along the $[10\bar{1}]$ direction, because unusual two peaks appear around 4 K and 28 K. What is remarkable at least is that the peak around 4 K is strongly suppressed by the application of magnetic field while the other peak around 28 K little changes. Therefore, it is expected that the peak around 4 K is attributed to the contribution of κ_{spinon} . On the other hand, it is likely that the peak around 28 K appears because of the difference of κ_{phonon} between the $[10\bar{1}]$ direction and the b -axis. Accordingly, at least these results indicate that the temperature dependence of κ_{spinon} exhibits a peak around 4 K in $\kappa_{[10\bar{1}]}$. In order to estimate the value of κ_{spinon} in $\text{Sr}_2\text{V}_3\text{O}_9$ exactly, the estimate of the anisotropy of κ_{phonon} between the $[10\bar{1}]$ direction and b -axis is necessary.

IV. SUMMARY

Large-size single-crystals of $\text{Sr}_2\text{V}_3\text{O}_9$ have successfully been grown by the FZ method and the thermal conductivity have been measured in magnetic fields up to 14 T. The magnitude of $\kappa_{[10\bar{1}]}$ in zero field is larger than those of $\kappa_{[101]}$ and κ_b . By the application of magnetic field, only $\kappa_{[10\bar{1}]}$ is suppressed. These anisotropic behaviors suggest that the spin-chains run along the $[10\bar{1}]$ direction. Moreover, it is concluded from the field effect of $\kappa_{[10\bar{1}]} - \kappa_b$ related to the behavior of κ_{spinon} that the temperature dependence of κ_{spinon} exhibits a peak around 4 K.

Acknowledgments

The thermal conductivity measurements were performed at the High Field Laboratory for Superconducting Materials, Institute for Materials Research, Tohoku University. This work was partly supported by a Grant-in-Aid for Scientific Research from the Ministry of Education, Culture, Sports, Science and Technology, Japan.

-
- [1] Castella H, Zotos X and Prelovšek P 1995 *Phys. Rev. Lett.* **74** 972
 - [2] Zotos X, Naef F and Prelovšek P 1997 *Phys. Rev. B* **55** 11029
 - [3] Klümper A and Sakai K 2002 *J. Phys. A* **35** 2173
 - [4] Sologubenko A V, Felder E, Giannó K, Ott H R, Vietkine A and Revcolevschi A 2000 *Phys. Rev. B* **62** R6108
 - [5] Kawamata T, Takahashi N, Adachi T, Noji T, Kudo K,

- Kobayashi N and Koike Y 2008 *J. Phys. Soc. Jpn.* **77** 034607
- [6] Kaul E E, Rosner H, Yushankhai V, Sichelschmidt J, Shpanchenko R V and Geibel C 2003 *Phys. Rev. B* **67** 174417
- [7] Ivanshin V A, Yushankhai V, Sichelschmidt J, Zakharov D V, Kaul E E and Geibel C 2003 *Phys. Rev. B* **68** 064404
- [8] Koo H J and Whangbo M H 2007 *Solid State Sciences* **9** 824