

Onset Synchronization in Weighted Complex Networks: the Effect of Weight-Degree Correlation

Menghui Li^{1,2}, Xingang Wang^{3*}, Ying Fan⁴, Zengru Di⁴, and Choy-Heng Lai^{2,5}

¹ Temasek Laboratories, National University of Singapore, Singapore 117508

² Beijing-Hong Kong-Singapore Joint Centre of Nonlinear and Complex Systems (Singapore),
National University of Singapore, Singapore 117508

³ Institute for Fusion Theory and Simulation, Zhejiang University, Hangzhou 310027, China

⁴ Department of Systems Science, School of Management,
Beijing Normal University, Beijing 100875, China

⁵ Department of Physics, National University of Singapore, Singapore 117543 *

(Dated: October 25, 2019)

By numerical simulations, we compare the onset synchronization of networked phase oscillators under two different weighting schemes. In scheme-I the link weight is proportional to the degrees of the link ending nodes, and is named as the weight-degree correlated (WDC) network; in scheme-II the link weight is distributed randomly regardless of the node degrees, and is named as the weight-degree uncorrelated (WDU) network. We find that by increasing a parameter that governs the weight distribution, the onset synchronization in WDC network is monotonically enhanced, while in WDU network there is a reverse in the synchronization performance. We explain this phenomenon from the viewpoint of gradient network, and obtain the contrary roles of coupling gradient on network synchronization: gradient promotes synchronization in WDC network, while deteriorating synchronization in WDU network. The findings highlight the fact that, besides the link weight, the correlation between the weight and node degree is also important to the network dynamics.

PACS numbers: 05.45.Xt, 89.75.Hc

I. INTRODUCTION

Due to its broad applications, synchronization of coupled phase oscillators has been extensively studied in the past decades [1, 2]. Recently, with the blooming of network science, this study has been extended to the situation of complex network structures, i.e., the generalized Kuramoto model [3–11]. Different to the traditional studies of regular networks, in the generalized Kuramoto model more attention has been paid to the interplay between the network topology and dynamics. Considering the fact that links in realistic networks are generally of different strength [12–14], more recently the study of onset synchronization in weighted complex networks has arisen certain interest, where a number of new phenomena have been identified [15–23].

For weighted networks in reality, a typical feature is that the weights of the network links possess a large variation. In particular, it is found that in many realistic networks the link weights are following roughly a power-law distribution, say, for instance, the airport network [24], the scientific collaboration network [25], and the mobile communication network [26], to name just a few. In the earlier studies of weighted networks, the heterogeneity of the link weight has been attributed to the heterogenous network structure, e.g., the heterogenous degree distribution, and the weight of a link in general is set to be proportional to the degrees of the link's ending

nodes. For this feature, we call this type of network as the weight-degree correlated (WDC) network, which is often observed in the biological and technological systems, e.g., the E. Coli metabolic network [27] and the airport network [24, 27]. Lately, with the progress of network science, it is also found that some realistic networks, while the link weights also possess a power-law distribution, the weight and node degree are not closely correlated, e.g., the scientific collaboration and email networks [24, 28]. More specifically, in this type of network the link weight seems to be randomly chosen within a certain range, regardless of the node degrees. For this property, we call this type of network as the weight-degree uncorrelated (WDU) network. Our main task in the present paper is to compare the dynamical behaviors of these two different types of weighted networks, with the purpose of exploring the effect of weight-degree correlation on the network dynamics.

To study the effect of weight-degree correlation on network dynamics, we will employ the model of networked phase oscillators, i.e., the generalized Kuramoto model, and compare the onset synchronization between the following two weighting schemes. In scheme-I the coupling weight between a pair of directly connected nodes in the network is set to be proportional to the degrees of these two nodes, so as to generate a WDC-type network. In scheme-II the weights of the network links also have a power-law distribution, but the weights are randomly distributed among the links, regardless of the node degrees. This gives rise to a WDU-type network. Our main finding is that, by tuning a weight parameter (to be defined later) that governs the heterogeneity of the link weights, the two types of networks have very different synchro-

*Corresponding author. Email address: wangxg@zju.edu.cn

nization responses. In particular, in WDC-type network, with the increase of the weight parameter, the network synchronization is found to be *monotonically* enhanced; while in WDU-type network, it is found that the increase of the weight parameter may *either suppress or enhance* the network synchronization. We analyze the different synchronization responses of the two networks from the viewpoint of gradient network [20, 29], and get the general conclusion that synchronization is enhanced by coupling gradient in WDC network, while is suppressed in WDU network. These findings highlight that, besides the link weight, the correlation between the link weight and the node degree should be also taken into account when analyzing the network dynamics.

The rest of this paper is organized as follows. In Sec. II, we will introduce our model of coupled phase oscillators, as well as the two types of weighting schemes. In Sec. III, we will show the transition paths from non-synchronous to synchronous states for the two types of networks, in which the critical coupling strength characterizing onset synchronization will be defined. In Sec. IV, we will study in detail the effect of weight-degree correlation on the network synchronization, in which the reversed synchronization in WDU network will be highlighted. Also, based on the concept of gradient complex network, we will give an analysis to the synchronization performance of the two types of networks. In Sec. V, we will give our discussion and conclusion.

II. THE MODEL

In our study, we employ the following two typical models for the network structure: the small-world and scale-free networks. The small-world network is constructed by the method introduced in Ref. [30], in which each node has $2m$ links and each link is rewired randomly with a probability p_r . The scale-free network is generated by the standard BA growth model [31], which has average degree $\langle k \rangle = 2m$, and the node degrees follow roughly a power-law distribution, $P(k) \sim k^{-\gamma}$, with $\gamma = 3$.

For illustration, we set the weights in the two types of networks as follows. For the WDC network, motivated by the empirical observation in metabolic networks [27] and airport networks [24, 27], we set the weight, c_{mn} , between the pair of directly connected nodes, m and n , to be

$$c_{mn} \sim (k_m k_n)^\alpha, \quad (1)$$

where k_m and k_n are the degrees of the nodes m and n , respectively, and $\alpha \in \mathbb{R}$ is a tunable parameter characterizing the weight distribution, i.e. the weight parameter. For the WDU network, motivated by the empirical observation in scientific collaboration networks[24] and email networks[28], the weight of each link is randomly chosen within the range $[c_{min}, c_{max}]$, while keeping the weight distribution to be having the power-law scaling,

$$P(c) \sim c^{-\beta}. \quad (2)$$

In WDU network, the weight parameter is β , which, according to the empirical observations, is defined to be positive. One thing should be noted is that in WDC network, the weight distribution is still of a power-law scaling, with the exponent determined by both the value of α and the network degree distribution. For the BA network mentioned above, the actual weight exponent is roughly $-2\gamma\alpha$. Here, for the sake of simplicity, in WDC network we simply employ the parameter α to characterize the weight distribution. So, similar to the role of β in WDU network, the weight heterogeneity in WDC network is actually increased with α .

Arranging each node in the network with a phase oscillator and regarding the weight as the coupling strength between the connected nodes, we now can study the dynamical behaviors of the two types of networks constructed above. Our model of coupled phase oscillator reads

$$\dot{\phi}_m = \omega_m + \frac{\varepsilon}{s_m} \sum_{n=1}^N c_{mn} \sin(\phi_n - \phi_m), \quad (3)$$

with N the network size, and $m, n = 1, \dots, N$ the node indices. ϕ_m and ω_m represent, respectively, the phase state and the intrinsic frequency of the m th oscillator (node). The weights of the network links are represented by the matrix $\{c_{mn}\}$, with $c_{mn} = 0$ if m and n are not directly connected. ε is a uniform coupling strength which, for the sake of convenience, is normalized by the node weight intensity $s_m = \sum_{n=1}^N c_{mn}$. Our main task is to investigate how the weighting schemes, i.e. weight-degree correlated or non-correlated, will affect the network dynamics.

In simulating, we fix the network size as $N = 6400$ and the average degree as $\langle k \rangle = 2m = 6$. In constructing the small-world network, we set the rewiring probability as $p_r = 0.2$. For each network example, the intrinsic frequency, $\{\omega_i\}$, of the network oscillators is chosen randomly from the Gaussian distribution $g(\omega) = (2\pi\sigma^2)^{-1/2} \exp(-\omega^2/2\sigma^2)$, which has zero mean value and the unit variance ($\sigma^2 = 1$). Also, the initial states of the oscillators are randomly chosen from the interval $[0, 2\pi)$. With these settings, we then set a value for the uniform coupling strength, ε , and evolve the network according to Eq. (3). The equations are integrated by the fourth-order Runge-Kutta method and the time step is $\Delta t = 0.01$. After discarding a transient process of 2000 time steps, we start to measure the collective behavior of the network, which is characterized by the network order parameter [5, 9]

$$R = \left[\left| \frac{\sum_{n=1}^N d_n e^{i\phi_n}}{\sum_{m=1}^N d_m} \right| \right]. \quad (4)$$

Here $\langle \dots \rangle$ represents that the result is averaged over a period of 2000 time steps, and $[\dots]$ represents the average of 20 network runs. d_n is the total incoming coupling strength of the node n , which, due to the normalization

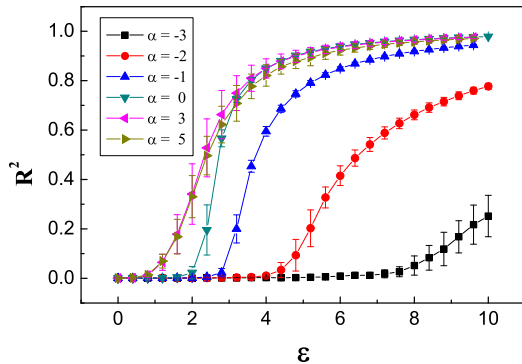


FIG. 1: (Color online) Under the WDC scheme, the variation of the synchronization order parameter, R^2 , as a function of the coupling strength, ε , for different weight parameters, α . The network is generated by the standard BA model (scale-free network), which has size $N = 6400$ and average degree $\langle k \rangle = 6$. Onset synchronization is identified as the coupling strength where R^2 starts to increase from 2×10^{-2} . The error bars are estimated by the standard deviation. Each data is averaged over 20 network runs.

operation in the model, is unit. By scanning the coupling strength ε , we can monitor the behavior of R , so as to find the critical coupling strength, ε_c , where the onset of network synchronization occurs.

III. ONSET SYNCHRONIZATION IN WEIGHTED COMPLEX NETWORKS

We start by demonstrating the typical path from non-synchronous to synchronous states in non-weighted complex networks, i.e. the case of $\alpha = 0$ in Eq. (1), so as to define the onset of network synchronization. As plot in Fig. 1 (the curve for $\alpha = 0$), when the coupling strength is small, e.g. $\varepsilon \approx 0$, the trajectories of the oscillators are almost uncorrelated, and we roughly have $R \approx O(1/\sqrt{N})$ for the order parameter. This value of R keeps almost unchanged till a critical coupling strength, ε_c , is met. After that, as ε increases from ε_c , the value of R will be gradually increased and, when ε is large enough, it reaches the limit $R = 1$ (the state of complete network synchronization). The value ε_c is then defined as the onset point for synchronization, which, for the case of non-weighted scale-free network, is about 2 (Fig. 1). In numerical simulations, we define the onset of network synchronization as the point where $R > 2 \times 10^{-2}$. In what follows, we will study how the value of ε_c is changed by the weight parameters, α and β , in the two types of networks.

We first check the influence of the weight parameter, α , on WDC-type networks. The results are carried for scale-free networks and are plotted in Fig. 1. It is shown that, as the weight parameter increases from -3 to 5 , the network synchronization is *monotonically* enhanced. In particular, the point of onset synchronization, i.e. the

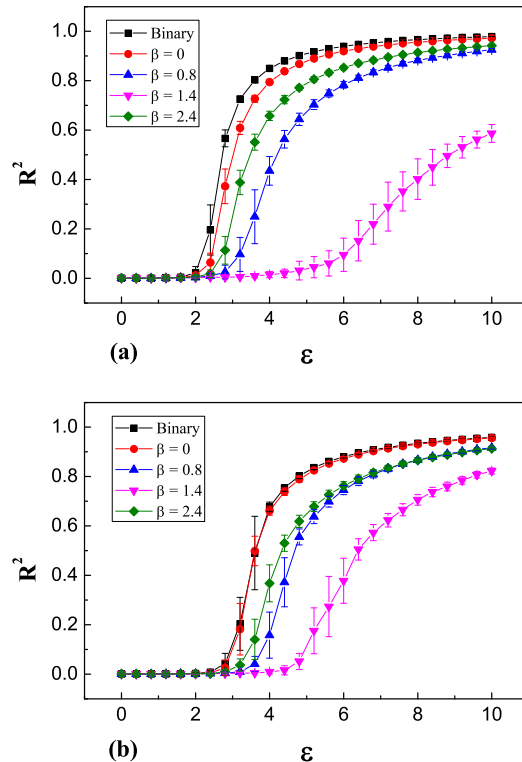


FIG. 2: (Color online) Under the WDU scheme, the variations of the synchronization order parameter, R^2 , as a function of the coupling strength, ε , for scale-free networks (a) and small-world networks (b). As a reference, the synchronization of non-weighted network is also plotted in each subplot. All the networks have size $N = 6400$ and average degree 6. In constructing the WDU network, each link is arranged a weight chosen randomly from the range $[1, 100]$. The rewiring probability in generating the small-world networks is $p_r = 0.2$. The error bars are estimated by the standard deviation, and each data is averaged over 20 network runs.

vale of ε_c , is found to be gradually shifted to the small values. For instance, when $\alpha = -3$, the critical coupling strength is about 7, while this value is decreased to about 0.9 when $\alpha = 3$. Another observation in Fig. 1 is that, in the regime of $\alpha < -1$, a small change of the weight parameter could induce a significant change to the network synchronization; while in the regime of $\alpha > -1$ the similar change in α has relatively small influence. For instance, by increasing α from -3 to -2 , the critical coupling strength is decreased from 7 to 4.1; while it is almost unchanged when α is increased from 3 to 5 (see Fig. 1).

We next investigate the influence of the weight parameter on WDU-type networks. In Fig. 2(a), we plot the variation of the order parameter as a function of the coupling strength for the scale-free network. It is found that, similar to the case of WDC networks, the network synchronization is also influenced by the weight parameter. The new finding is that, in WDU-type networks the influ-

ence of the weight parameter on network synchronization is *non-monotonic*. In particular, as can be seen from Fig. 2(a), as β increases from 0.8 to 1.4 the network synchronization is deteriorated; while increasing β from 1.4 to 2.4, the network synchronization is enhanced. Speaking alternatively, as the weight parameter varies, there is a *crossover* in the synchronization performance for WDU network. Under the same weighting scheme (WDU network), the crossover of network synchronization is also observed in the model of small-world networks, which can be seen from Fig. 2(b).

The results of Figs. 1 and 2 provide us with the following information: 1) the weight parameters have important effects on the network synchronization, and 2) the effects of the weight parameters on network synchronization are dependent of the weight-degree correlation. To explore these findings in depth, we go on to study the synchronization mechanisms of the networks.

IV. THE INFLUENCE OF WEIGHT-DEGREE CORRELATION ON NETWORK SYNCHRONIZATION

In studying the dynamics of directed and weighted complex networks, an effective method is to analyze the properties of the weight gradient [20, 21]. For a directed network, the pair of weights on a link in general is different from each other, which causes a gradient (bias) among the connected nodes. The idea behind gradient analysis is to extract the asymmetric part (gradient) on each link, and analyze its functions to the network dynamics separately. In this way, the original network can be virtually regarded as a superposition of two subnetworks: one constituted by the symmetric links and the other one constituted by gradient links. In Ref. [20], the later is also called the gradient complex network.

Gradient network has been employed in analyzing the network synchronization in literature. In Ref. [20] it is shown that, with the increase of the gradient strength, the complete synchronization in scale-free network can be significantly enhanced. The influence of gradient on the onset synchronization of coupled phase oscillators has been also investigated [9], where an important finding is that, besides the gradient strength, the gradient direction also plays a key role in influencing the network synchronization. In particular, in Ref. [9] it is demonstrated that when the gradient direction is pointing from the larger-degree to smaller-degree nodes on each link, the increase of the gradient strength will enhance the synchronization monotonically; while if it is in the opposite direction, the increase of the gradient strength will suppress the synchronization. Noticing of these effects of the weight gradient and gradient direction on the network synchronization, we in the following explore the properties of the gradients in our models of WDC and WDU networks, with a hope to explain the numerical observations in Figs. 1 and 2.

Following the method of Ref. [20], we construct the gradient networks in our models, as follows. The Eq. (3) can be rewritten as

$$\dot{\phi}_m = \omega_m + \varepsilon \sum_{n=1}^N g_{mn} \sin(\phi_n - \phi_m), \quad (5)$$

with $g_{mn} = c_{mn}/s_m$ the normalized coupling strength, which captures the real coupling strength that node m receives from node n . The reason for the normalized coupling strength is simply for convenience, since in this way the total network coupling strength will be keeping as constant and is not changing with the weight parameters. That is to say, in our models the change of network synchronization is caused solely by the weight distribution, instead of the change of the coupling cost.

The coupling gradient, Δg_{mn} , flowing from node n to node m is written as

$$\Delta g_{mn} = g_{mn} - g_{nm} = \frac{c_{mn}}{s_m} - \frac{c_{nm}}{s_n}, \quad (6)$$

where $c_{mn} = c_{nm}$ is the weight before the normalization operation, and s is the node weight intensity defined in Sec. II. Extracting only the gradient element on each of the network links, together with the network nodes, we can construct the gradient network. In our study, the positive direction of the gradient is defined as pointing from the larger-degree to smaller-degree nodes on each link. With this definition, we can measure the gradient at the network level, i.e. the averaged network gradient, which is

$$\langle \Delta g \rangle = \frac{\sum_{mn} \Delta g_{mn}}{2Nm}, \quad (7)$$

where $\langle \dots \rangle$ means that the value is averaged over the network links (totally there are $2Nm$ links in the network). Our next job is to analyze how the tuning of the weight parameter will change the gradient network and, in turn, affect the network synchronization.

A. WDC-type Networks

We first analyze the synchronization of WDC network. For this type of weighting scheme, the node weight intensity is $s_m = k_m^\alpha \sum_{n \in \wedge_m} k_n^\alpha = k_m^{1+\alpha} \langle k_n^\alpha \rangle_m$. According to our definitions above, the coupling gradient between the pair of connected nodes, m and n , is,

$$\Delta g_{mn} = \frac{c_{mn}}{s_m} - \frac{c_{nm}}{s_n} = \frac{k_m^\alpha k_n^\alpha}{k_m^{1+\alpha} \langle k_l^\alpha \rangle_m} - \frac{k_m^\alpha k_n^\alpha}{k_n^{1+\alpha} \langle k_l^\alpha \rangle_n}. \quad (8)$$

For scale-free networks generated by the BA standard model (the model we have adopted for WDC network in Fig. 1), the degrees of the nodes are not correlated, and we can roughly treat $\langle k_n^\alpha \rangle_m$ as a constant, $\langle k_n^\alpha \rangle_m = (1/k_m) \sum k_n^\alpha$ [7]. Using this approximation, the above equation can be simplified into

$$\Delta g_{mn} \sim \frac{k_m^\alpha k_n^\alpha}{k_m^{1+\alpha}} - \frac{k_m^\alpha k_n^\alpha}{k_n^{1+\alpha}} = \frac{k_n^{1+\alpha}}{k_m k_n} - \frac{k_m^{1+\alpha}}{k_m k_n}. \quad (9)$$

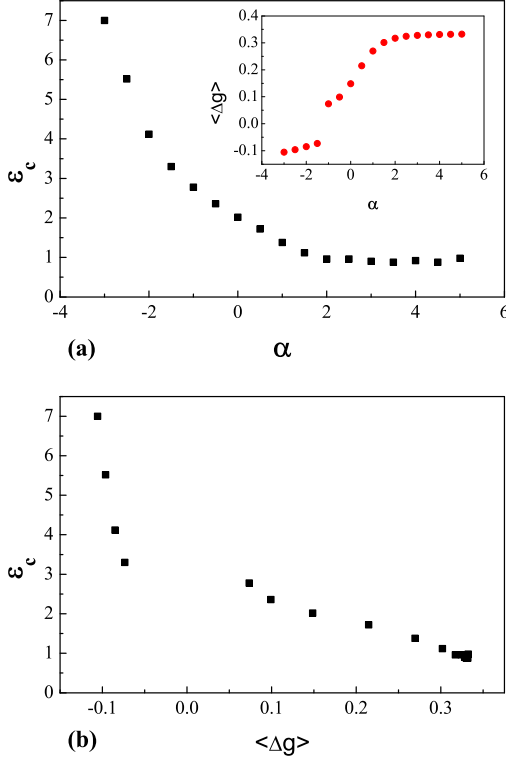


FIG. 3: (Color online) For the same scale-free network as used in Fig. 1, under WDC weighting scheme, the variation of the critical coupling strength, ε_c , as a function of the weight parameter, α , in (a) and the average network gradient, $\langle \Delta g \rangle$, in (b). Inset: $\langle \Delta g \rangle$ versus α . Each data is averaged over 20 network runs.

As shown by the above equation, the coupling gradient arises naturally when one of the conditions, $\alpha \neq -1$ or $k_m \neq k_n$, is satisfied, which is generally met in weighted complex network.

Separated by the value $\alpha = -1$, the function of the gradient at the two sides of the parameter space is completely different. Assuming that $k_m < k_n$ in Eq. (9), in the region of $\alpha < -1$, we statistically have $s_m > s_n$ and, consequently, $\Delta g_{mn} < 0$. Since $s_m \propto k_m$, the gradient thus is pointing from the smaller-degree to larger-degree nodes. According to the result of Ref. [9], this negative gradient will suppress synchronization and, moreover, in the negative regime with the increase of the gradient strength, $\langle \Delta g_{mn} \rangle$, the value of ε_c will be monotonically decreased. In a similar fashion, in the region of $\alpha > -1$, the gradient is pointing from the larger-degree to smaller-degree nodes, i.e. the gradient is positive. In this case, with the increase of the gradient strength, the value of ε_c will be also monotonically decreased. Combining the behaviors of ε_c in the two regimes, we thus predict a continuous decrease of the critical coupling strength as a function of the weight parameter, α , in the WDC network.

The above predictions are verified by numerical sim-

ulations. By the scale-free network used in Fig. 1, we plot the variation of ε_c as a function of α in Fig. 3(a). Clearly, with the increase of α the network synchronization is found to be monotonically enhanced (a continuous decrease of ε_c). In the inset of Fig. 3(a), we also plot the variation of the averaged network gradient, $\langle \Delta g \rangle$, as a function of α , where a continuous increase of $\langle \Delta g \rangle$ is evident. The enhanced synchronization by coupling gradient is more clearly shown in Fig. 3(b), in which the value of ε_c is found to be monotonically decreased with the increase of the averaged network gradient.

Our findings in WDC network, i.e., the results in Fig. 3, might give indications to the design of realistic networks where synchronization is importantly concerned, e.g., the world-wide airport network [24] and the metabolic network [27]. In a practical situation, due to the high cost of maintaining the weight gradient, a tradeoff between the network performance (synchronization) and the weight (coupling) gradient will be necessary. The results of Fig. 3(a) suggest that in the region of $\alpha < 2$, the network synchronization can be *significantly* improved by a small gradient cost (small change of α); while in the region of $\alpha > 2$, to achieve the same performance improvement, the gradient cost could be significantly large. This might be one of the reasons why some realistic networks are found to be possessing weight parameter $\alpha \approx 0.5$, e.g., the world-wide airport network [24] and the E. coli metabolic network [27].

B. WDU-type Networks

We next analyze the synchronization of WDU network. As indicated in Fig. 2, in this type of networks with the increase of the weight parameter, β , the network synchronization may be either enhanced or suppressed. To have a close look to the relationship between ε_c on β , we increase β from 0 to 4 gradually, and checking the variation of ε_c . The numerical results carried on scale-free networks are plotted in Fig. 4(a). In this figure, It is clearly shown that at about $\beta_c \approx 1.5$, there exists a maximum value for ε_c . It is worthwhile to note that the cap-shape variation of ε_c may have implication to the function of some realistic networks where network desynchronization [32], instead of synchronization, is desired. Say, for instance, in the mobile communication network, simultaneous communications may cause the information congestion and should be always avoided. An interesting empirical observation is that, in this weighted network, the weight of the network links follows roughly a pow-law distribution with an exponent $\beta \approx 1.9$ [26]. This value is quite close to β_c in Fig. 4(a), which might indicate the possible application of weight-degree correlation in affecting network dynamics for this specific network.

We now analyze the synchronization behavior of WDU network from the viewpoint of gradient network. It should be noted that, different to the case of WDC network, in WDU network the direction of the gradient is

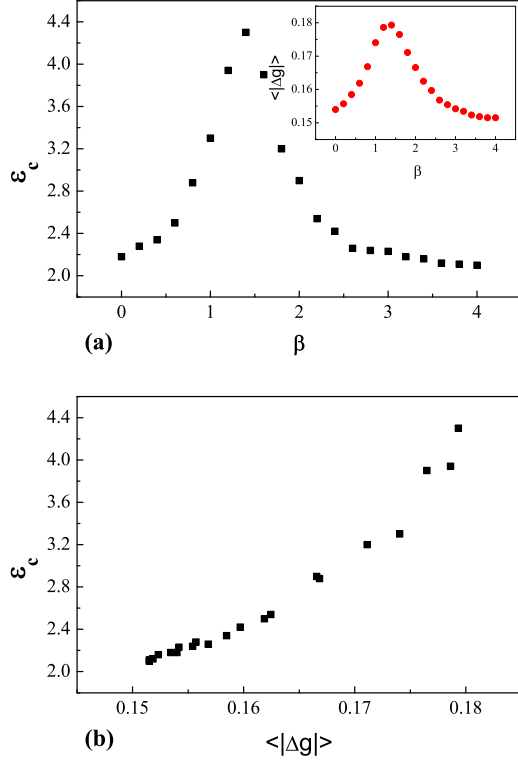


FIG. 4: (Color online) For the same scale-free network as used in Fig. 2(a), under WDU scheme, the variation of the critical coupling strength, ε_c , as a function of the weight parameter, β , in (a) and the averaged network gradient, $\langle \Delta g \rangle$, in (b). Insets: $\langle \Delta g \rangle$ versus α . Each data is averaged over 20 network runs.

not uniquely defined. That is, the gradients on the network links may either pointing from the larger-degree node to the smaller-degree node, or pointing in the opposite direction. As a matter of fact, in WDU network the gradient directions are determined by the weight details, instead of node degrees. That is, the positive and negative gradients are coexisting in a WDU network. This arises a problem in using the averaged network gradient for the synchronization analysis, since for a large-scale WDU network, due to the random weight arrangement, we roughly have $\langle \Delta g \rangle \approx 0$. Regarding of this, in WDU network we use the averaged gradient amplitude, $\langle |\Delta g| \rangle$, to characterize the gradient at the network level. With this adoption, our task now is shifted to exploring the relationship between ε_c and $\langle |\Delta g| \rangle$.

We first check the variation of $\langle |\Delta g| \rangle$ as a function of β . The results are plotted in the inset of Fig. 4(a). Different to the case of WDC network, it is observed that here the variation of $\langle |\Delta g| \rangle$ has a cap-shape structure. (For WDC network, as α increases from 0, the value of $\langle |\Delta g| \rangle$ will be monotonically increased, see Fig. 3(a).) In particular, at the critical parameter β_c , we also find a maximum value for $\langle |\Delta g| \rangle$. The similar behavior of ε_c and $\langle |\Delta g| \rangle$ seems to indicate the following: *gradient deteriorates synchro-*

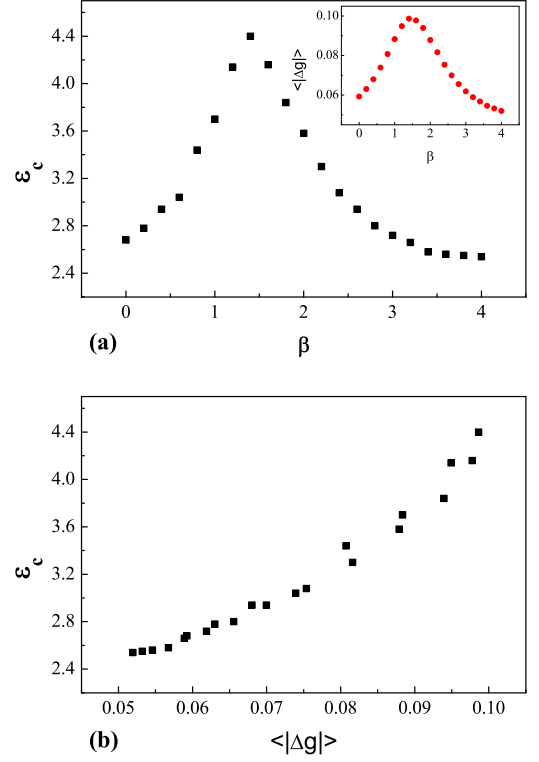


FIG. 5: (Color online) For the same small-world network as used in Fig. 2(b), under WDU scheme, the variation of the critical coupling strength, ε_c , as a function of the weight parameter, β , in (a) and the average network gradient, $\langle \Delta g \rangle$, in (b). Insets: $\langle \Delta g \rangle$ versus α . Each data is averaged over 20 network runs.

nization in WDU network. To check this out, we plot in Fig. 4(b) the dependence of ε_c on $\langle |\Delta g| \rangle$. Now it is clearly seen that, as the network gradient increases, the network synchronization is monotonically suppressed.

The suppressed synchronization by gradient is also found in small-world networks under the WDU scheme. With the small-world network model used in Fig. 2, we calculate the variation of the critical coupling strength as a function of the weight parameter. The results are presented in Fig. 5(a). Again, the maximum value of ε_c is found at some intermediate value of β . Similar to the case of scale-free network (Fig. 4), the averaged gradient amplitude, $\langle |\Delta g| \rangle$, also shows a cap-shape structure (inset of Fig. 5(a)), with the maximum value of $\langle |\Delta g| \rangle$ appears at β_c . The relationship between ε_c and $\langle |\Delta g| \rangle$ is plotted in Fig. 5(b), where the suppression of synchronization by gradient is evident.

C. Mechanism analysis

Why synchronization is suppressed by gradient in WDU network, while is enhanced in WDC network? To answer this, we compare the structures of the gradient

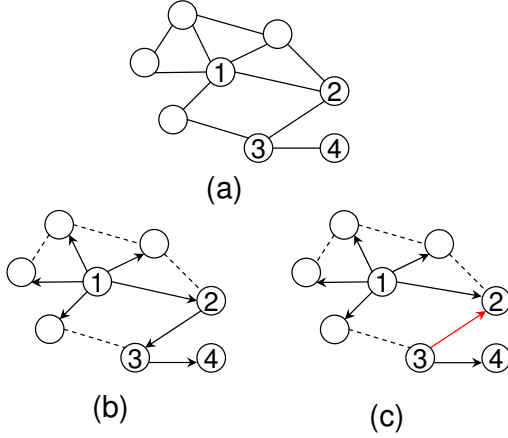


FIG. 6: (Color online) A schematic plot on the distribution of the gradient couplings in WDC and WDU networks. (a) The simplified model of undirected, non-weighted network. (b) The distribution of the gradient couplings under the WDC-scheme. The network nodes and the gradient couplings are organized into a spanned gradient tree, in which each node is reachable from the rooting node (numbered 1). (c) The distribution of the gradient couplings under the WDU-scheme, in which the weight on the link between nodes 3 and 4 is increased by Δ , while the remaining gradients keep identical to that of (b). As Δ exceeds some critical value, the gradient between nodes 2 and 3 will switch its direction (the red arrow-line), manifesting a breaking of the gradient network. Dashed lines are links dominated by symmetric couplings (with negligible gradient).

networks generated in the two types of networks, and analyzed their functions to the network synchronization. For a WDC network, according to the study of Ref. [21], the gradient couplings of the network are organized into a spanned tree. More specifically, at the top of the gradient network there locates the largest-degree node of the network, which sending out gradients to its nearest neighbors (the second level). Each node at the second level is then sending out gradients to its own nearest neighbors (the third level), given that it has a larger degree to its neighbors. In this way, all the network nodes will be organized into a one-way coupled tree structure. An important feature of this gradient tree is that, starting from the rooting node (the largest-degree node), every node of the network can be reached by following the gradient couplings. Previous studies on gradient network have shown that [20], for such a spanned gradient tree, the network synchronizability will be monotonically increased with the increase of the gradient strength. From Eqs. (1) and (6), it is straightforward to see that in our model of WDC network, the gradient strength is increasing with the parameter α in a monotonic fashion. We thus attribute the enhanced synchronization in WDC network to the existence of a spanned gradient tree.

To better describe the spanned gradient tree in WDC network, we adopt the simplified network model plotted in Fig. 6(a), which might be also regarded as a motif

of a large-scale network. According to our model (the Eq. (3)), under WDC scheme the gradient direction will be pointing from larger-degree node to smaller-degree node on each link. Following this rule, we can construct the gradient network, which is schematically shown in Fig. 6(b). Please note that, to illustrate, here we only show the gradient direction, while neglecting the gradient strength. In Fig. 6(b), it is clearly seen that, leading by node 1, all the network nodes are connected by the gradient couplings in a hierarchical fashion. It is important to note that, while the exact gradient strength of each link is modified by the parameter α , the hierarchical structure of the spanned gradient tree is unchanged. In particular, in the gradient network node 4 is always reachable by node 1, by passing the nodes 2 and 3.

We go on to study the gradient couplings in WDU network. To manifest the feature of weight-degree non-correlation, and also for the sake of simplicity, we keep all other weights of the network links the same to those of Fig. 6(b) (WDC network), while changing only the weight between nodes 3 and 4 by a large increment, Δ . Taking into account this single change of the link weight, we now reanalyze the gradient couplings of the network. Since all other weights of the network are unchanged, all the gradients are the same to that of Fig. 6(b), except the one on the link between nodes 2 and 3. According to our model of Eq. (3), the gradient from node 2 to node 3 is $\Delta g_{23} = c_{23}(1/s_3 - 1/s_2)$, with s the weight intensity defined in Sec. II. In WDC network (Fig. 6(b)), because $s_2 > s_3$, we thus have $\Delta g_{23} > 0$. This direction of gradient, however, will be switched in WDU network if Δ is large enough (Fig. 6(c)). In the WDU network, the gradient from node 2 to node 3 is $\delta g'_{23} = c_{23}(1/s'_3 - 1/s_2)$, with $s'_3 = s_3 + \Delta$. It is not difficult to find that, as long as $\Delta > s_2 - s_3$, the gradient will be pointing from node 3 to node 2. That is, the gradient direction is *switched*. Once switched, the gradient network will be separated into two sub-trees: one led by node 1 and the other one led by node 3. Previous studies have shown that [21], for such a breaking network, the network synchronizability will be monotonically deteriorated by increasing the gradient strength. Based on this analysis, we attribute the deteriorated synchronization in WDU networks to the breaking of the gradient network.

V. DISCUSSION AND CONCLUSION

The main purpose of the present paper is to highlight the important role of the weight-degree correlation played on the network synchronization. While synchronization in weighted complex network has been extensively studied in literature, to the best of our knowledge, it is the first time that the correlation between the link weight and node degree be investigated. To demonstrate the effect of weight-degree correlation on the network dynamics, we have employed the generalized Kuramoto model as the platform and, following the tradition, adopting the

scheme of normalized coupling strength. The main findings of the paper, however, are general and are expected to be observable for other network models and coupling schemes as well, say, for instance, the complete network synchronization.

While gradient coupling has been identified as important for network synchronization, previous studies have been mainly concentrated on the type of WDC network. As such, a general observation is that, by increasing the gradient strength, the network synchronizability is monotonically increased. This observation, as we show in the present paper, is invalid for the case of WDU network. In particular, in WDU network we find that, instead of enhancement, the increase of the gradient could actually *suppress* synchronization under some conditions. This finding could be helpful to the design of realistic networks which, depending on the network functionality, may either in favor of network synchronization or network desynchronization. Now, besides the aspect of link weight, to manipulate the network synchronization, we can also adjust the correlation between the link weight and the node degree.

We wish to note that, despite of the recent progresses in the onset synchronization of networked phase oscillators, at the present stage we are still short of a theory

to predict precisely the point of onset synchronization [6]. This is specially the case when the link weight is of heterogeneous distribution, e.g. the WDC and WDU networks discussed here. While our main findings are based on numerical simulations, it is our believing that these findings are general and stand for other network models and dynamics as well.

In summary, we have investigated the onset synchronization in weighted complex networks, and explored the influence of weight-degree correlation on the network synchronization. An interesting finding is that, as the weight parameter increases, in WDC network the synchronization is monotonically enhanced, while in WDU network the synchronization could be either enhanced or deteriorated. This finding is obtained from extensive simulations, and is explained from the viewpoint of gradient network. Our study shows that, besides the link weight, the weight-degree correlation is also an important concern of the network dynamics.

X. Wang is supported by NSFC under Grant No. 10805038 and by Chinese Universities Scientific Fund. Y. Fan and Z. Di are supported by 985 Project and NSFC under Grant No. 70771011 and No. 60974084. This work is also supported by DSTA of Singapore under Project Agreement POD0613356.

-
- [1] Y. Kuramoto, *Chemical Oscillations, Waves and Turbulence* (Springer-Verlag, Berlin, 1984).
 - [2] J. Acebron, L. Bonilla, C. Vicente, F. Ritort, and R. Spigler, *Rev. Mod. Phys.* **77**, 137 (2005).
 - [3] Y. Moreno and A. E. Pacheco, *Europhys. Lett.* **68**, 603 (2004).
 - [4] T. Ichinomiya, *Phys. Rev. E* **70**, 026116 (2004).
 - [5] J. G. Restrepo, E. Ott, and B. R. Hunt, *Phys. Rev. E* **71**, 036151 (2005).
 - [6] J. G. Restrepo, E. Ott, and B. R. Hunt, *Chaos* **16**, 015107 (2005).
 - [7] J. Gomez-Gardenes, Y. Moreno, and A. Arenas, *Phys. Rev. Lett.* **98**, 034101 (2007).
 - [8] S. Guan, X. Wang, Y.-C. Lai, and C.-H. Lai, *Phys. Rev. E* **77**, 046211 (2008).
 - [9] X. Wang, L. Huang, S. Guan, Y.-C. Lai, and C.-H. Lai, *Chaos* **18**, 037117 (2008).
 - [10] T. Aoki and T. Aoyagi, *Phys. Rev. Lett.* **102**, 034101 (2009).
 - [11] M. Li, X. Wang, and C.-H. Lai, *Chaos* **20**, 045114 (2010).
 - [12] S. Yook, H. Jeong, A.-L. Barabási, and Y. Tu, *Phys. Rev. Lett.* **86**, 5835 (2001).
 - [13] M.E.J. Newman, *Proc. Natl. Acad. Sci. U.S.A.* **98**, 404 (2001).
 - [14] M.E.J. Newman, *Phys. Rev. E* **64**, 016131 (2001).
 - [15] A. E. Motter, C. S. Zhou, and J. Kurths, *Europhys. Lett.* **69**, 334 (2005).
 - [16] A. E. Motter, C. S. Zhou, and J. Kurths, *Phys. Rev. E* **71**, 016116 (2005).
 - [17] D.-U. Hwang, M. Chavez, A. Amann, and S. Boccaletti, *Phys. Rev. Lett.* **94**, 138701 (2005).
 - [18] M. Chavez, D.-U. Hwang, A. Amann, H. G. E. Hentschel, and S. Boccaletti, *Phys. Rev. Lett.* **94**, 218701 (2005).
 - [19] C.-S. Zhou, A. E. Motter, and J. Kurths, *Phys. Rev. Lett.* **96**, 034101 (2006).
 - [20] X. Wang, Y.-C. Lai, and C.-H. Lai, *Phys. Rev. E* **75**, 056205 (2007).
 - [21] X. Wang, C. Zhou, and C.-H. Lai, *Phys. Rev. E* **77**, 056208 (2008).
 - [22] S.-W. Son, B. Kim, H. Hong, and H. Jeong, *Phys. Rev. Lett.* **103**, 228702 (2009).
 - [23] T. Zhou, M. Zhao, and C. Zhou, *New Journal of Physics*, **12**, 043030 (2010).
 - [24] A. Barrat, M. Barthélemy, R. Pastor-Satorras, A. Vespignani, *Proc. Natl. Acad. Sci. U.S.A.* **101**, 3747 (2004).
 - [25] M. Li, J. Wu, D. Wang, T. Zhou, Z. Di, Y. Fan, *Physica A* **375** 355-364 (2007).
 - [26] J.-P. Onnela, J. Saramäki, J. Hyvönen, G. Szabó, D. Lazer, K. Kaski, J. Kertész, and A.-L. Barabási, *Proc. Nat. Acad. Sci. USA* **104**, 7332-7336 (2007).
 - [27] P. J. Macdonald, E. Almaas and A.-L. Barabási, *Europhys. Lett.* **72**, 308 (2005).
 - [28] Y. Fan, M. Li, P. Zhang, J. Wu, Z. Di, *Physica A* **378**, 583-590 (2007).
 - [29] Z. Toroczkai and K. E. Bassler, *Nature* **428**, 716 (2004).
 - [30] D. J. Watts and S. H. Strogatz, *Nature* **393**, 440 (1998).
 - [31] A.-L. Barabási and R. Albert, *Science* **286**, 509 (1999).
 - [32] X. Wang, S. Guan, Y.-C. Lai, B. Li, and C.-H. Lai, *Europhys. Lett.* **88**, 28001 (2009).