

Evenly Spaced Data Points and Radial Basis Functions

Lin-Tian Luh

Department of Mathematics, Providence University

Shalu, Taichung, Taiwan

Email:ltluh@pu.edu.tw

phone:(04)26328001 ext. 15126

fax:(04)26324653

November 13, 2018

Abstract. This is a continuation of our study about shape parameter, based on an approach very different from that of [5] and [6]. Here we adopt an error bound of convergence order $O(\sqrt{d}\omega^{\frac{1}{d}})$ as $d \rightarrow 0$, where $0 < \omega < 1$ is a constant and d denotes essentially the fill-distance. The constant ω is much smaller than the one appears in [5] and [6] where the error bound is $O(\omega^{\frac{1}{d}})$ only. Moreover, the constant ω here only mildly depends on the dimension n . It means that for high-dimensional problems the criteria of choosing the shape parameter presented in this paper are much better than those of [5] and [6]. The drawback is that the distribution of data points must be slightly controlled.

Keywords: radial basis function, shifted surface spline, shape parameter, interpolation, high-dimensional problem.

AMS subject classification: 41A05, 41A15, 41A25, 41A30, 41A63, 65D10

1 Introduction

We first review some basic material. The radial function we use to construct approximating functions is called shifted surface spline defined by

$$h(x) := (-1)^m (|x|^2 + c^2)^{\frac{\lambda}{2}} \log(|x|^2 + c^2)^{\frac{1}{2}}, \quad \lambda \in Z_+, \quad m = 1 + \frac{\lambda}{2}, \quad c > 0, \quad x \in R^n, \quad \lambda, n \text{ even}, \quad (1)$$

where $|x|$ is the Euclidean norm of x , \log denotes the natural logarithm, and λ, c are constants. The constant c is called shape parameter which greatly influences the quality of the approximation. Unfortunately, its optimal choice is a big problem and has been regarded as a hard question, not only in mathematics, but also in engineering.

As is well known in the field of RBF(radial basis functions), for any scattered set of data points $(x_1, f(x_1)), \dots, (x_N, f(x_N))$, there is a unique function

$$s(x) := \sum_{j=1}^N c_j h(x - x_j) + p(x) \quad (2)$$

interpolating these data points, where c_1, \dots, c_N are constants to be determined and $p(x)$ is a polynomial of degree $\leq m - 1$. The only requirement for the data points is that x_1, \dots, x_N should be polynomially nondegenerate.

The choice of c severely influences the upper bound of $|f(x) - s(x)|$. To the author's knowledge, there are three kinds of error bound for shifted-surface-spline interpolation: algebraic type, exponential type, and improved exponential type. Among them the algebraic type shows nothing about the effect of c . The exponential type works well for this purpose, as can be seen in [5] and [6]. However the improved exponential type works better as will be seen in this article.

1.1 Function Spaces

We put restrictions on the approximated functions.

Definition 1.1 For any $\sigma > 0$, the class of band-limited functions f in $L^2(\mathbb{R}^n)$ is defined by

$$B_\sigma := \{f \in L^2(\mathbb{R}^n) : \hat{f}(\xi) = 0 \text{ if } |\xi| > \sigma\},$$

where \hat{f} denotes the Fourier transform of f .

A larger function space is defined as follows.

Definition 1.2 For any $\sigma > 0$,

$$E_\sigma := \{f \in L^2(\mathbb{R}^n) : \int |\hat{f}(\xi)|^2 e^{\frac{|\xi|^2}{\sigma}} d\xi < \infty\},$$

where \hat{f} denotes the Fourier transform of f . For each $f \in E_\sigma$, its norm is

$$\|f\|_{E_\sigma} := \left\{ \int |\hat{f}(\xi)|^2 e^{\frac{|\xi|^2}{\sigma}} d\xi \right\}^{\frac{1}{2}}.$$

Although we only deal with functions from B_σ or E_σ in this article, another function space should be mentioned. It's denoted by $\mathcal{C}_{h,m}$ and is the so-called native space induced by h . We omit its complicated definition and characterization. For these, we refer the reader to [3, 4, 8, 9, 10]. What we need here is just $B_\sigma \subseteq E_\sigma \subseteq \mathcal{C}_{h,m}$. The proof of $E_\sigma \subseteq \mathcal{C}_{h,m}$ can be found in [6]. Moreover, each function $f \in \mathcal{C}_{h,m}$ has a semi-norm denoted by $\|f\|_h$.

1.2 Distribution of Data Points

The distribution of data points plays a crucial role in our approach. We first review a basic definition of [6].

Definition 1.3 Let E be an n -dimensional simplex in \mathbb{R}^n with vertices v_1, \dots, v_{n+1} . For any point $x \in E$, its barycentric coordinates are the numbers $\lambda_1, \dots, \lambda_{n+1}$ satisfying

$$x = \sum_{i=1}^{n+1} \lambda_i v_i, \quad \sum_{i=1}^{n+1} \lambda_i = 1, \quad \lambda_i \geq 0 \text{ for all } i.$$

The definition of simplex can be found in [2].

Definition 1.4 For any n -dimensional simplex, the evenly spaced points of degree k are the points whose barycentric coordinates are of the form

$$(k_1/k, k_2/k, \dots, k_{n+1}/k), \quad k_i \text{ nonnegative integers and } k_1 + \dots + k_{n+1} = k.$$

As pointed out in [7], the number of such points is equal to the dimension of P_k^n , the space of n -dimensional polynomials of degree less than or equal to k . In this paper we use N to denote this number. Thus $N = \dim P_k^n$.

In our approach interpolation occurs in a simplex and the centers(interpolation points) are evenly spaced points of that simplex. Note that the shape of the simplex is very flexible and hence this requirement is not very restrictive. We shall see in the next section that for this kind of interpolation there is an error bound which is much better than the case of purely scattered data points, making the criteria of choosing c much more meaningful.

2 Improved Exponential-type Error Bound

The function $h(x)$ in (1) induces a few basic ingredients of the error bound. First, its Fourier transform is

$$\hat{h}(\xi) = l(\lambda, n)|\xi|^{-\lambda-n} \tilde{\mathcal{K}}_{\frac{n+\lambda}{2}}(c|\xi|) \quad (3)$$

where $l(\lambda, n)$ is a constant depending on λ , n [7, 9], and $\tilde{\mathcal{K}}_\nu(t) = t^\nu \mathcal{K}_\nu(t)$, $\mathcal{K}_\nu(t)$ being the modified Bessel function of the second kind [1]. Second, each $h(x)$ corresponds to two constants ρ and Δ_0 defined as follows.

Definition 2.1 Let $h(x)$ be as in (1). The constants ρ and Δ_0 are defined as follows.

(a) Suppose $n - \lambda > 3$. Let $s = \lceil \frac{n-\lambda-3}{2} \rceil$. Then

$$\rho = 1 + \frac{s}{2m+3} \text{ and } \Delta_0 = \frac{(2m+2+s)(2m+1+s) \cdots (2m+3)}{\rho^{2m+2}}.$$

(b) Suppose $n - \lambda \leq 1$. Let $s = -\lceil \frac{n-\lambda-3}{2} \rceil$. Then

$$\rho = 1 \text{ and } \Delta_0 = \frac{1}{(2m+2)(2m+1) \cdots (2m-s+3)}.$$

(c) Suppose $1 < n - \lambda \leq 3$. Then

$$\rho = 1 \text{ and } \Delta_0 = 1.$$

The following core theorem provides the theoretical ground of our criteria of choosing c . We cite it directly from [7]. with a slight modification.

Theorem 2.2 Let h be as in (1). For any positive number b_0 , there exist positive constants δ_0 , c_1 , C , ω , $0 < \omega < 1$, completely determined by h and b_0 , such that for any n -dimensional simplex Q_0 of diameter b_0 , any $f \in \mathcal{C}_{h,m}$, and any $0 < \delta \leq \delta_0$, there is a number r satisfying the property that $\frac{1}{3C} \leq r \leq b_0$ and for any n -dimensional simplex Q of diameter r , $Q \subseteq Q_0$, there is an interpolating function $s(\cdot)$ as defined in (2) such that

$$|f(x) - s(x)| \leq c_1 \sqrt{\delta} (\omega)^{\frac{1}{\delta}} \|f\|_h \quad (4)$$

for all x in Q , where C is defined by

$$C := \max \left\{ 8\rho', \frac{2}{3b_0} \right\}, \quad \rho' = \frac{\rho}{c}$$

where ρ and c appeared in Definition 2.1 and (1) respectively. The function $s(\cdot)$ interpolates f at x_1, \dots, x_N which are evenly spaced points of degree $k-1$ on Q as defined in Definition 1.4, with $k = \frac{r}{3}$. Here $\|f\|_h$ is the h -norm of f in the native space.

The numbers δ_0 , c_1 and ω are given by $\delta_0 := \frac{1}{3C(m+1)}$ where m appeared in (1),

$$c_1 := \sqrt{l(\lambda, n)} (2\pi)^{\frac{1}{4}} \sqrt{n\alpha_n} c^{\frac{\lambda}{2}} \sqrt{\Delta_0} \sqrt{3C} \sqrt{(16\pi)^{-1}}$$

where λ is as in (1), $l(\lambda, n)$ appeared in (3), α_n is the volume of the unit ball in R^n , and Δ_0 was defined in Definition 2.1, and $\omega := \left(\frac{2}{3}\right)^{\frac{1}{3C}}$.

Remark: This seemingly complicated theorem is in fact not so difficult to understand. The number δ is in spirit the well-known fill-distance.

Now, it's easily seen in (4) both c_1 and ω depend on the shape parameter c . So does $\|f\|_h$. In order to make (4) useful for choosing c , we still have to convert $\|f\|_h$ into a transparent expression of c . We need two lemmas which we cite from [5] and [6], respectively.

Lemma 2.3 For any $\sigma > 0$, $f \in B_\sigma$ implies $f \in C_{h,m}$ and

$$\|f\|_h \leq C_0(m, n) \cdot \left(\frac{2}{\pi}\right)^{\frac{1}{4}} \cdot \sigma^{\frac{1+n+\lambda}{4}} \cdot c^{\frac{1-n-\lambda}{4}} \cdot e^{\frac{c\sigma}{2}} \cdot \|f\|_{L^2}$$

, where

$$C_0(m, n) = \frac{(2\pi)^{-n} \sqrt{m!}}{\sqrt{l(\lambda, n)}}.$$

Lemma 2.4 For any $\sigma > 0$, $f \in E_\sigma$ implies $f \in C_{h,m}$ and

$$\|f\|_h \leq a_0(\lambda, n) c^{\frac{1-n-\lambda}{4}} \sup_{\xi \in R^n} \left\{ |\xi|^{\frac{1+n+\lambda}{4}} e^{\frac{c|\xi|}{2} - \frac{|\xi|^2}{2\sigma}} \right\} \|f\|_{E_\sigma}$$

, where $a_0(\lambda, n) = \sqrt{\frac{m!}{l(\lambda, n)}} 2^{\frac{1}{4}-n} \pi^{-n-\frac{1}{4}}$.

Corollary 2.5 If $f \in B_\sigma$, (4) can be converted into

$$|f(x) - s(x)| \leq C_B c^{\frac{1+\lambda-n}{4}} \sqrt{C} e^{\frac{c\sigma}{2}} \left(\frac{2}{3}\right)^{\frac{1}{3C\sigma}} \sqrt{\delta} \|f\|_{L^2} \quad (5)$$

where $C_B := \sigma^{\frac{1+n+\lambda}{4}} (2\pi)^{-n} \sqrt{6n\alpha_n \Delta_0 (16\pi)^{-1} m!}$.

Corollary 2.6 If $f \in E_\sigma$, (4) can be converted into

$$|f(x) - s(x)| \leq C_E c^{\frac{1+\lambda-n}{4}} \sqrt{C} \sup_{\xi \in R^n} \left\{ |\xi|^{\frac{1+n+\lambda}{4}} e^{\frac{c|\xi|}{2} - \frac{|\xi|^2}{2\sigma}} \right\} \left(\frac{2}{3}\right)^{\frac{1}{3C\sigma}} \sqrt{\delta} \|f\|_{E_\sigma} \quad (6)$$

where $C_E := (2\pi)^{-n} \sqrt{6n\alpha_n \Delta_0 (16\pi)^{-1} m!}$.

3 Criteria of Choosing c

Note that in the right-hand side of both (5) and (6), after every thing independent of c is fixed, there is a function of c which may be used to choose the optimal c . However, in Theorem2.2 there is still an object dependent of c . That is δ_0 , the upper bound of δ . For a fixed $\delta > 0$, decreasing c may decrease δ_0 and the requirement $\delta \leq \delta_0$ may be violated. For any fixed $b_0 > 0$, the minimal acceptable c is $c = c_0 := 24\rho(m+1)\delta$. Also, $C = \frac{2}{3b_0}$ if and only if $c \geq c_1 := 12\rho b_0$. Here c_1 is different from the c_1 in (4).

There is a logical problem about c , b_0 , δ and δ_0 . According to Theorem2.2, c appears first, then b_0 , and then δ_0 and δ . There is a trick to resolve this logical problem. For any $b_0 > 0$, we first let $C = \frac{2}{3b_0}$ and $\delta_0 := \frac{1}{3C(m+1)} = \frac{b_0}{2(m+1)}$ temporarily. Let $\delta < \delta_0$ be fixed. Then $\delta \leq \delta_0$ will always be satisfied if $c \in [c_0, \infty)$. After the optimal c is obtained, we let C and δ_0 be as in Theorem2.2. The consequence is that we can only choose an optimal c from $[c_0, \infty)$. This is a drawback of our theory. However, since δ can be theoretically arbitrarily small, c_0 can be very close to zero, theoretically.

Now, on the right side of either (5) or (6), there is a function of c . Let's call it an MN function and denote it by $MN(c)$. Thus for $f \in B_\sigma$,

$$MN(c) = c^{\frac{1+\lambda-n}{4}} \sqrt{C} e^{\frac{c\sigma}{2}} \left(\frac{2}{3}\right)^{\frac{1}{3C\delta}} \quad (7)$$

, and for $f \in E_\sigma$,

$$MN(c) = c^{\frac{1+\lambda-n}{4}} \sqrt{C} \sup_{\xi \in R^n} \left\{ |\xi|^{\frac{1+n+\lambda}{4}} e^{\frac{c|\xi|}{2} - \frac{|\xi|^2}{2\sigma}} \right\} \left(\frac{2}{3}\right)^{\frac{1}{3C\delta}} \quad (8)$$

. Our goal is to find $c \in [c_0, \infty)$ which minimizes $MN(c)$.

In the preceding discussion the domain size b_0 was fixed. For b_0 not fixed, the way of choosing c will be different. We deal with them separately.

3.1 b_0 fixed

Note that

$$C = \begin{cases} \frac{8\rho}{c} & \text{if } c_0 \leq c \leq c_1, \\ \frac{2}{3b_0} & \text{if } c_1 \leq c < \infty \end{cases}$$

, where c_0 and c_1 were defined in the beginning of section3. Thus (7) and (8) can be refined as

$$MN(c) = \begin{cases} \sqrt{8\rho c}^{\frac{\lambda-n-1}{4}} e^{c\left[\frac{\sigma}{2} + \frac{\ln \frac{2}{3}}{24\rho\delta}\right]} & \text{if } c_0 \leq c \leq c_1 \\ \sqrt{\frac{2}{3b_0}} c^{\frac{1+\lambda-n}{4}} e^{\frac{c\sigma}{2}} \left(\frac{2}{3}\right)^{\frac{b_0}{2\delta}} & \text{if } c_1 \leq c < \infty \end{cases} \quad (9)$$

for $f \in B_\sigma$, and

$$MN(c) = \begin{cases} \sqrt{8\rho c}^{\frac{\lambda-n-1}{4}} \sup_{\xi \in R^n} \left\{ |\xi|^{\frac{1+n+\lambda}{4}} e^{\frac{c|\xi|}{2} - \frac{|\xi|^2}{2\sigma}} \right\} \left(\frac{2}{3}\right)^{\frac{c}{24\rho\delta}} & \text{if } c_0 \leq c \leq c_1 \\ \sqrt{\frac{2}{3b_0}} c^{\frac{1+\lambda-n}{4}} \sup_{\xi \in R^n} \left\{ |\xi|^{\frac{1+n+\lambda}{4}} e^{\frac{c|\xi|}{2} - \frac{|\xi|^2}{2\sigma}} \right\} \left(\frac{2}{3}\right)^{\frac{b_0}{2\delta}} & \text{if } c_1 \leq c < \infty \end{cases} \quad (10)$$

for $f \in E_\sigma$.

3.1.1 $f \in B_\sigma$

For $f \in B_\sigma$, we have the following cases, where $k := \frac{\sigma}{2} + \frac{\ln \frac{2}{3}}{24\rho\delta}$.

Case1. $\lambda - n - 1 \geq 0$ and $k \geq 0$ For any $b_0 > 0$ in Theorem2.2 and positive $\delta < \frac{b_0}{2(m+1)}$, if $\lambda - n - 1 \geq 0$ and $k \geq 0$, the optimal choice of c for $c \in [c_0, \infty)$ is to let $c = c_0 := 24\rho(m+1)\delta$.

Reason: In this case $MN(c)$ in (9) is increasing on $[c_0, \infty)$.

Numerical Examples:

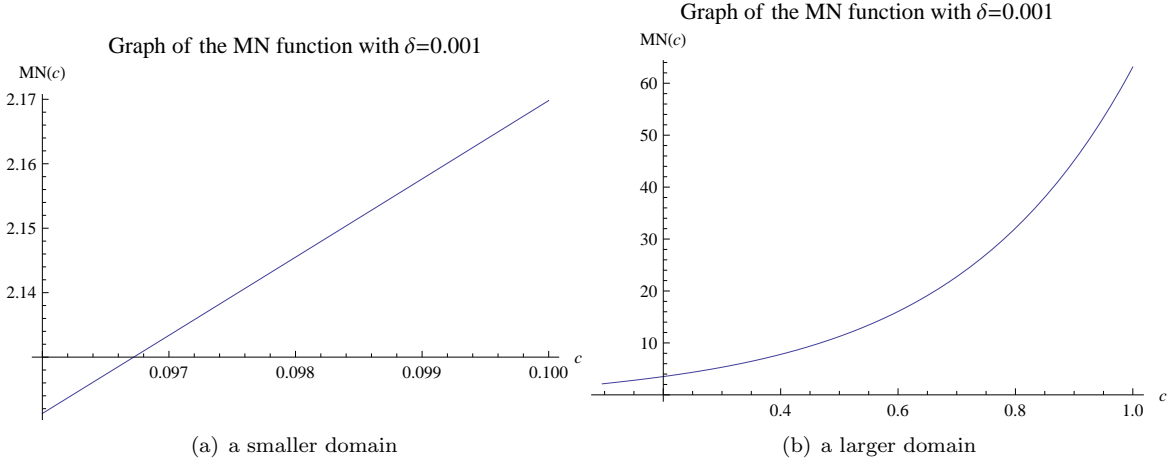


Figure 1: Here $n = 2, \lambda = 4, \sigma = 40$ and $b_0 = 10$.

Case2. $\lambda - n - 1 \geq 0$ and $k < 0$ For any $b_0 > 0$ in Theorem2.2 and positive $\delta < \frac{b_0}{2(m+1)}$, if $\lambda - n - 1 \geq 0$ and $k < 0$, the optimal choice of c for $c \in [c_0, \infty)$ is $c^* \in [c_0, c_1]$ which minimizes $MN(c)$ of (9) on $[c_0, c_1]$.

Reason: In this case $MN(c)$ in (9) is increasing on $[c_1, \infty)$.

Numerical Examples:

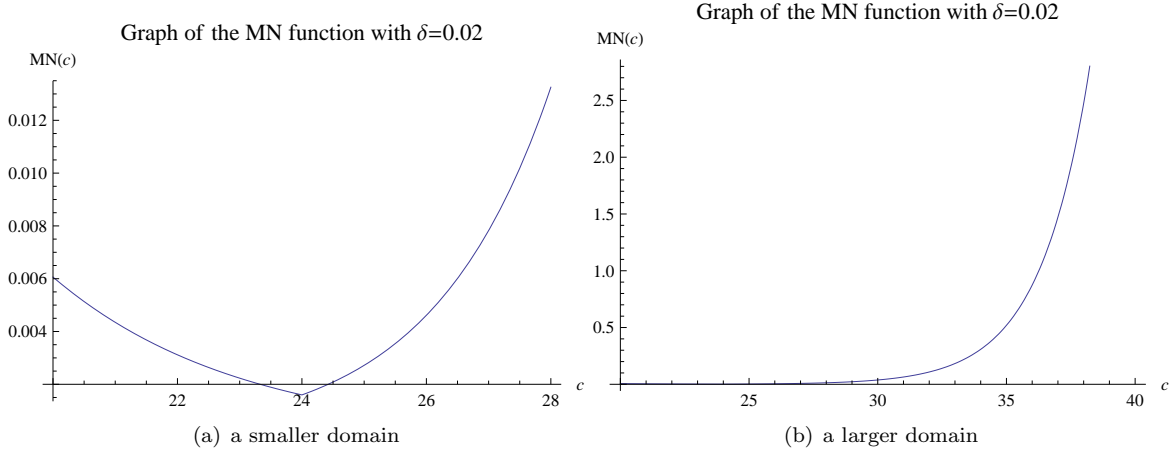


Figure 2: Here $n = 2, \lambda = 4, \sigma = 1$ and $b_0 = 2$.

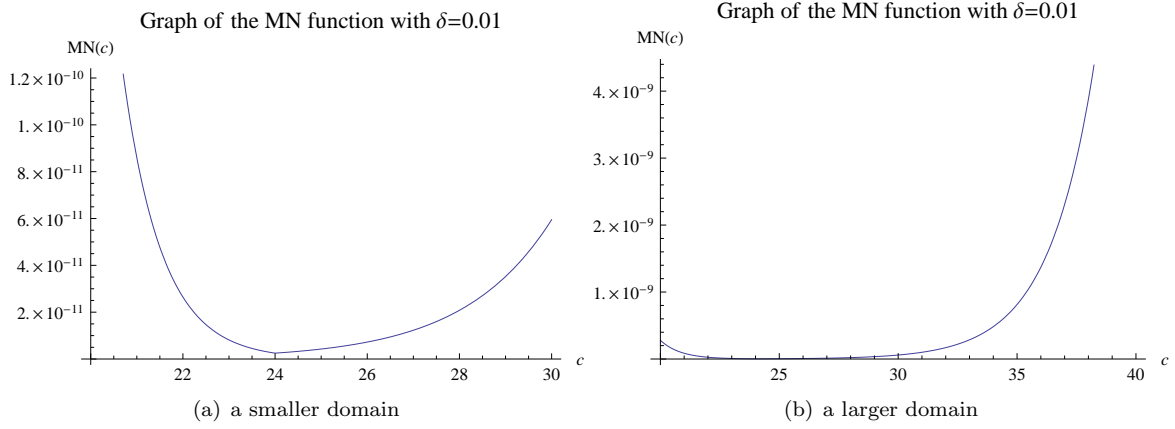


Figure 3: Here $n = 2, \lambda = 4, \sigma = 1$ and $b_0 = 2$.

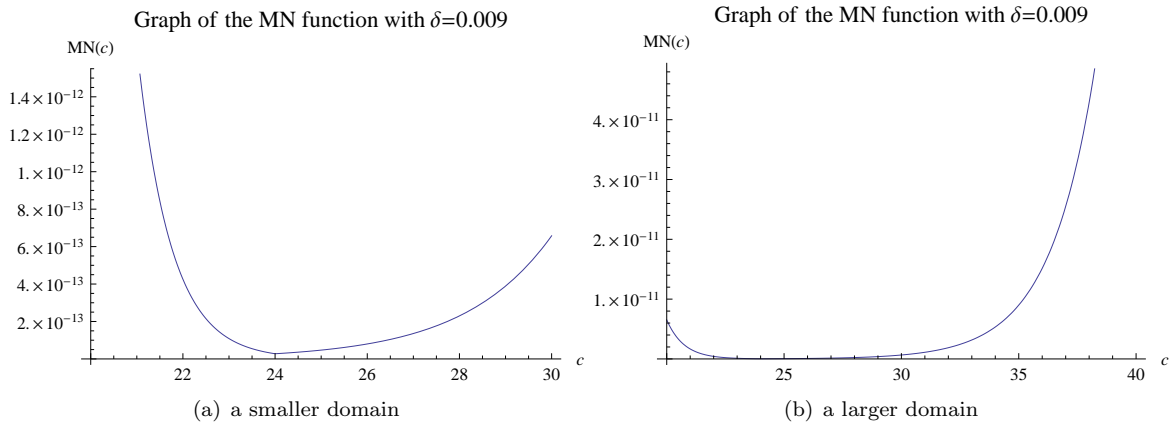


Figure 4: Here $n = 2, \lambda = 4, \sigma = 1$ and $b_0 = 2$.

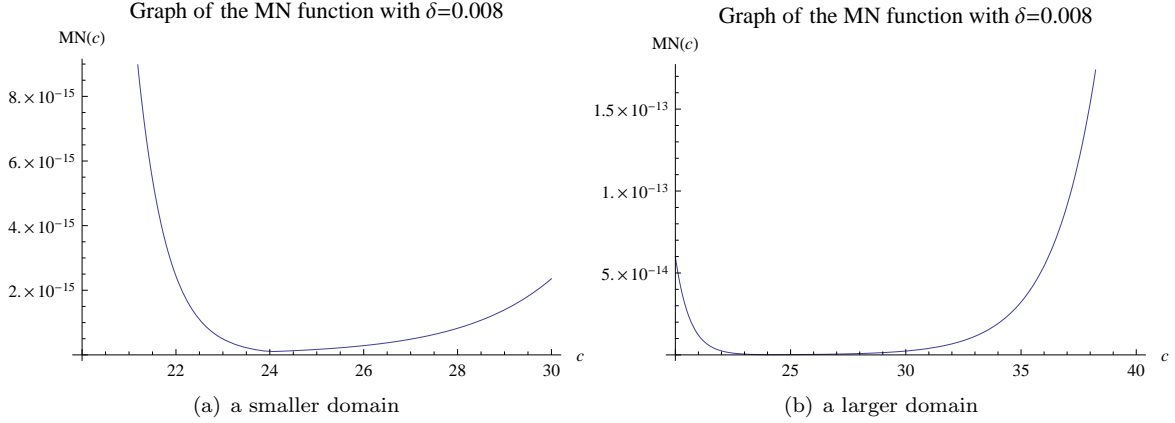


Figure 5: Here $n = 2$, $\lambda = 4$, $\sigma = 1$ and $b_0 = 2$.

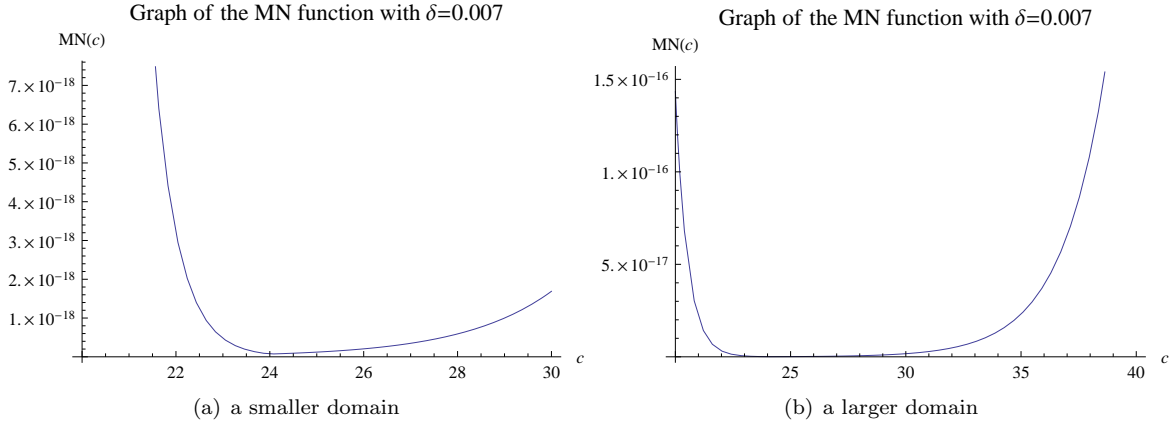


Figure 6: Here $n = 2$, $\lambda = 4$, $\sigma = 1$ and $b_0 = 2$.

All these figures provide a very small part of the entire curve only. In fact the curve increases or decreases very rapidly whenever c is far from its optimal value.

Case3. $\lambda - n - 1 < 0$ and $k < 0$ For any $b_0 > 0$ in Theorem2.2 and positive $\delta < \frac{b_0}{2(m+1)}$, if $\lambda - n - 1 < 0$ and $k < 0$, the optimal choice of $c \in [c_0, \infty)$ is the value $c^* \in [c_1, \infty)$ which minimizes $MN(c)$ in (9) on $[c_1, \infty)$.

Reason: In this case $MN(c)$ in (9) decreases on $[c_0, c_1]$.

Remark: In Case3 if $1 + \lambda - n \geq 0$, $MN(c)$ will be increasing on $[c_1, \infty)$ and $c^* = c_1$.

Numerical Examples:

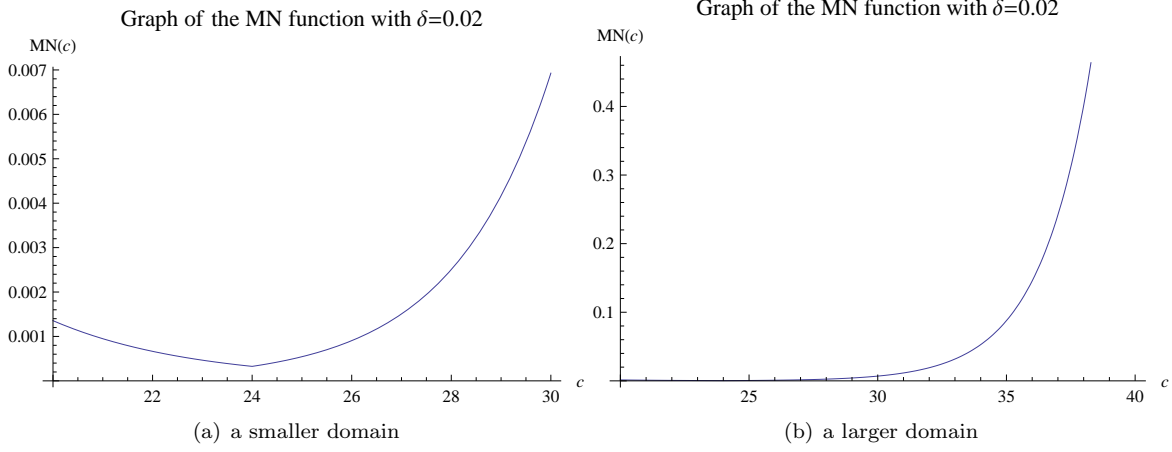


Figure 7: Here $n = 2, \lambda = 2, \sigma = 1$ and $b_0 = 2$.

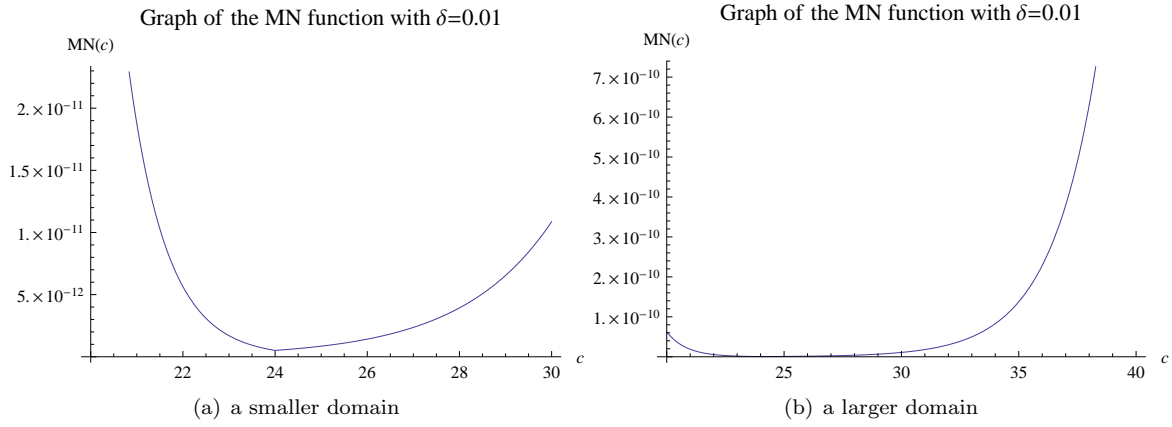


Figure 8: Here $n = 2, \lambda = 2, \sigma = 1$ and $b_0 = 2$.

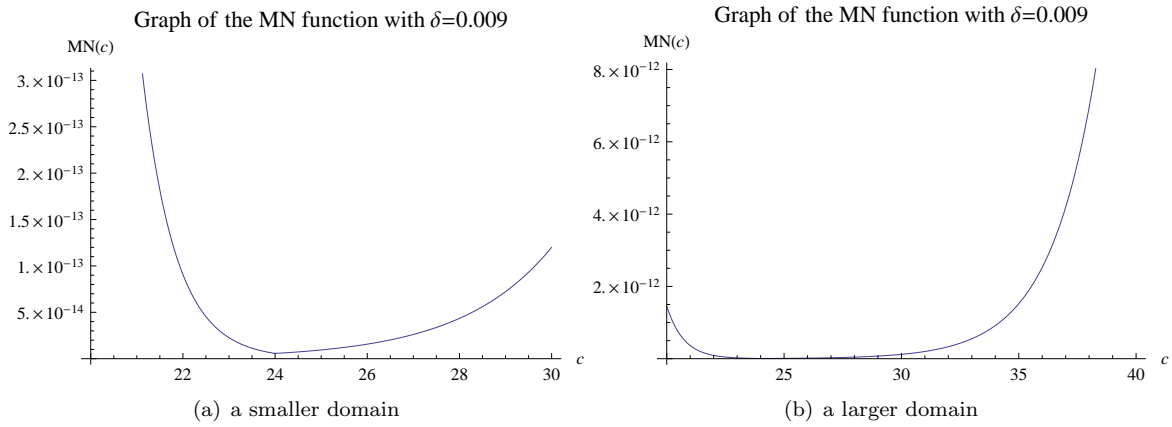


Figure 9: Here $n = 2, \lambda = 2, \sigma = 1$ and $b_0 = 2$.

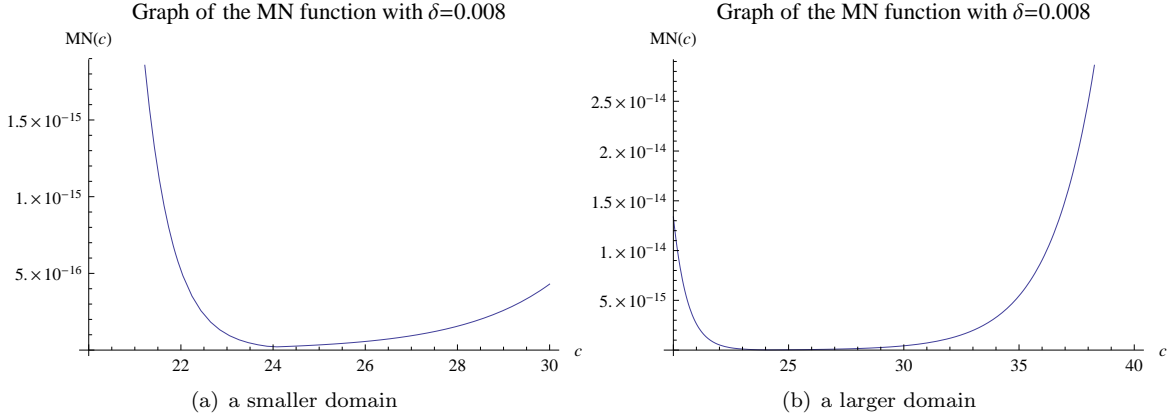


Figure 10: Here $n = 2, \lambda = 2, \sigma = 1$ and $b_0 = 2$.

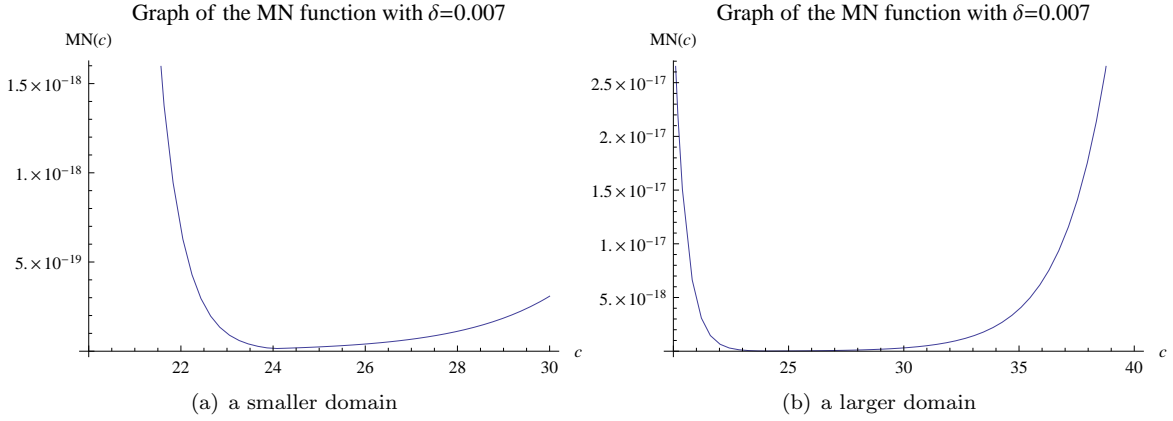


Figure 11: Here $n = 2, \lambda = 2, \sigma = 1$ and $b_0 = 2$.

The following case is quite different from the preceding three cases. For fixed $\sigma > 0$, the number δ cannot be arbitrarily small due to the restriction $k > 0$. However the optimal choice of c depends on the domain size b_0 .

Case4. $\boxed{\lambda - n - 1 < 0}$ and $\boxed{k \geq 0}$ For any $b_0 > 0$ in Theorem2.2 and positive $\delta < \frac{b_0}{2(m+1)}$, if $\lambda - n - 1 < 0$ and $k \geq 0$, the optimal choice of $c \in [c_0, \infty)$ is either $c^* \in [c_0, c_1]$ or $c^{**} \in [c_1, \infty)$, depending on $MN(c^*) \leq MN(c^{**})$ or $MN(c^{**}) \leq MN(c^*)$, where c^* and c^{**} minimize $MN(c)$ in (9) on $[c_0, c_1]$ and $[c_1, \infty)$, respectively.

Reason: In this case $MN(c)$ in (9) may not be monotonic on both $[c_0, c_1]$ and $[c_1, \infty)$.

Remark: In Case4 if $1 + \lambda - n \geq 0$, $MN(c)$ will be increasing on $[c_1, \infty)$ and $c^{**} = c_1$.

Numerical Examples:

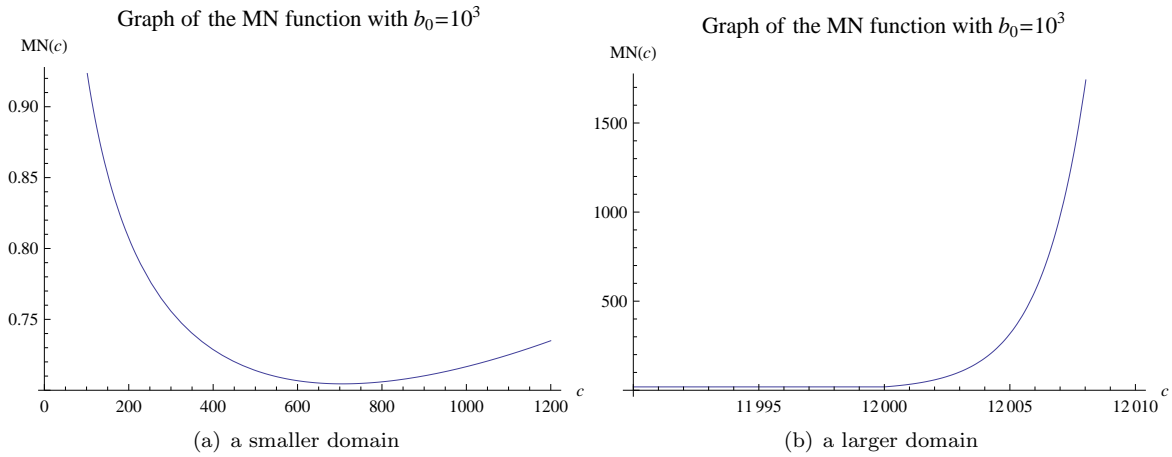


Figure 12: Here $n = 2$, $\lambda = 2$, $\sigma = 1.127$ and $\delta = 0.03$.

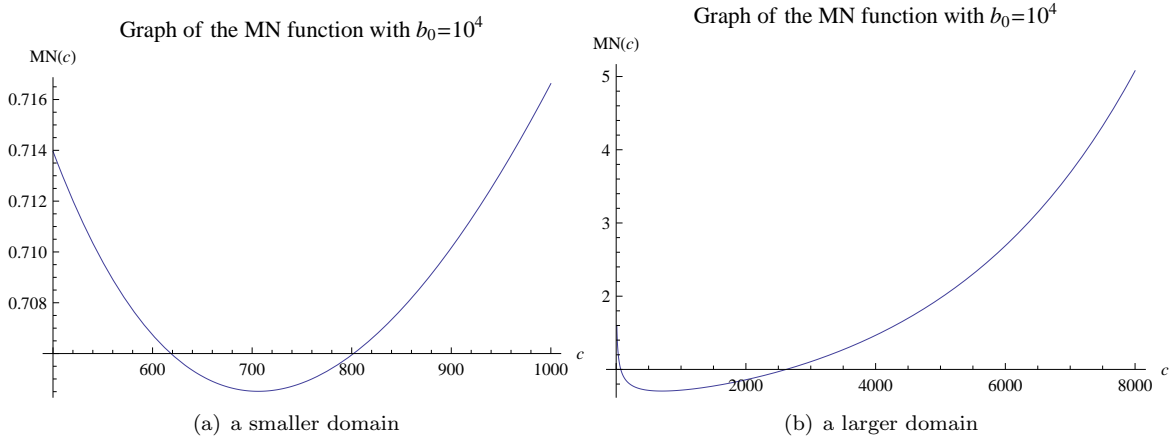


Figure 13: Here $n = 2$, $\lambda = 2$, $\sigma = 1.127$ and $\delta = 0.03$.

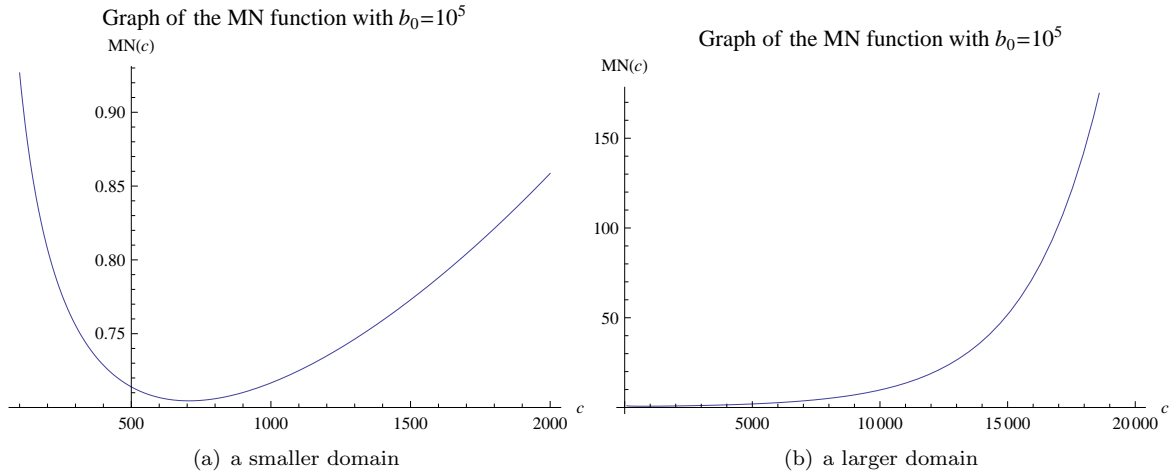


Figure 14: Here $n = 2$, $\lambda = 2$, $\sigma = 1.127$ and $\delta = 0.03$.

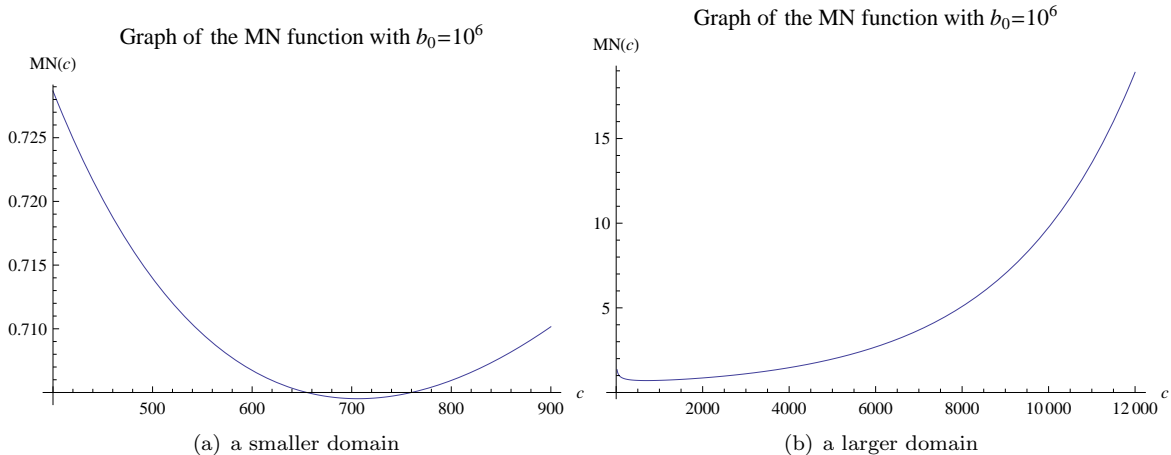


Figure 15: Here $n = 2, \lambda = 2, \sigma = 1.127$ and $\delta = 0.03$.

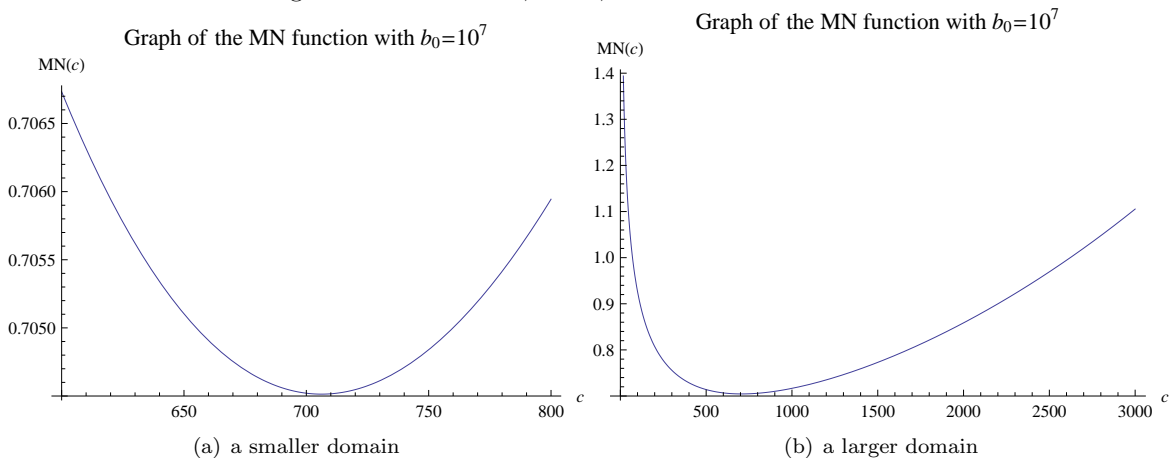


Figure 16: Here $n = 2, \lambda = 2, \sigma = 1.127$ and $\delta = 0.03$.

3.1.2 $f \in E_\sigma$

For $f \in E_\sigma$, there are only two cases.

Case1. $\boxed{1 + \lambda - n \geq 0}$ For any $b_0 > 0$ in Theorem2.2 and positive $\delta < \frac{b_0}{2(m+1)}$, if $1 + \lambda - n \geq 0$, the optimal choice of $c \in [c_0, \infty)$ is $c^* \in [c_0, c_1]$ which minimizes $MN(c)$ in (10) on $[c_0, c_1]$.

Reason: In this case $MN(c)$ is increasing on $[c_1, \infty)$. Hence its minimum value happens in $[c_0, c_1]$.

Numerical Examples:

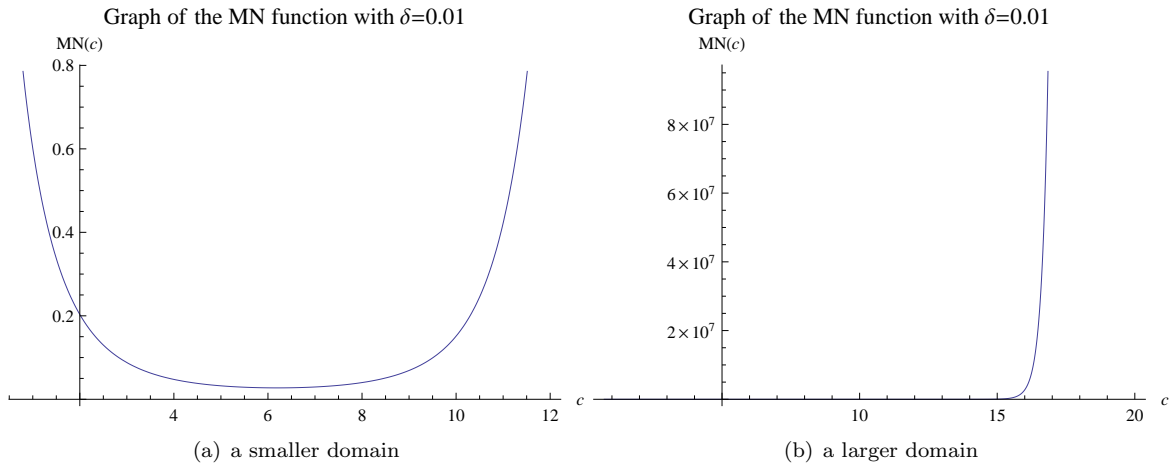


Figure 17: Here $n = 2, \lambda = 2, \sigma = 1$ and $b_0 = 1$.

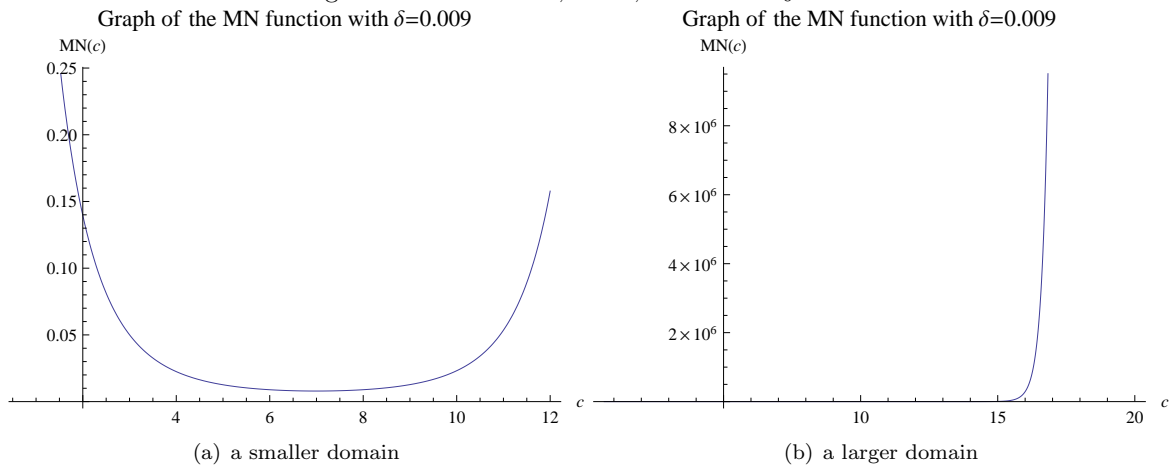


Figure 18: Here $n = 2, \lambda = 2, \sigma = 1$ and $b_0 = 1$.

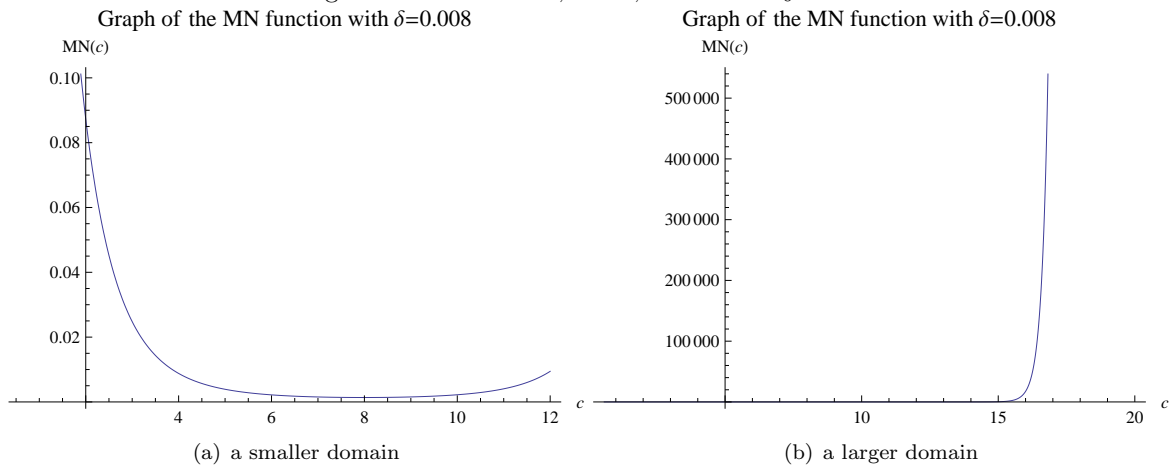


Figure 19: Here $n = 2, \lambda = 2, \sigma = 1$ and $b_0 = 1$.

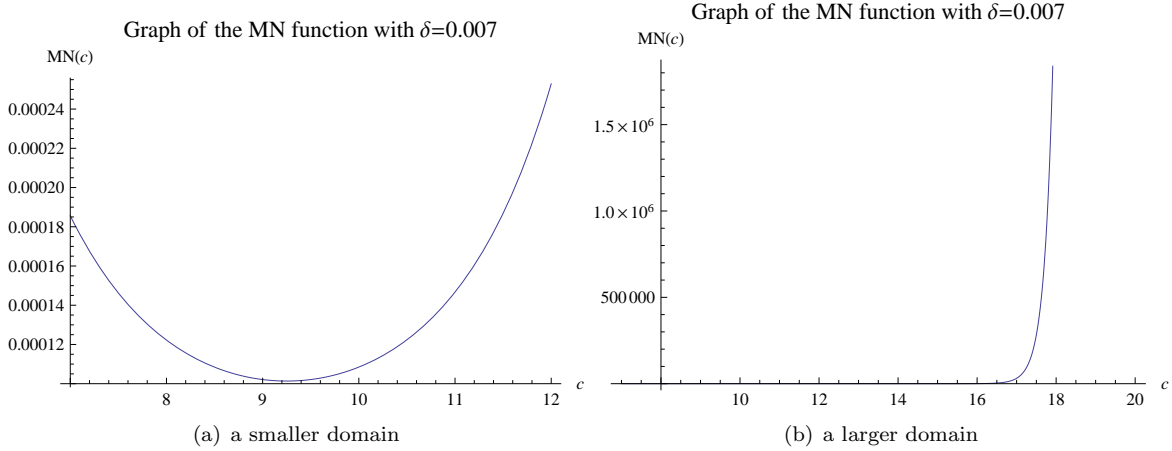


Figure 20: Here $n = 2, \lambda = 2, \sigma = 1$ and $b_0 = 1$.

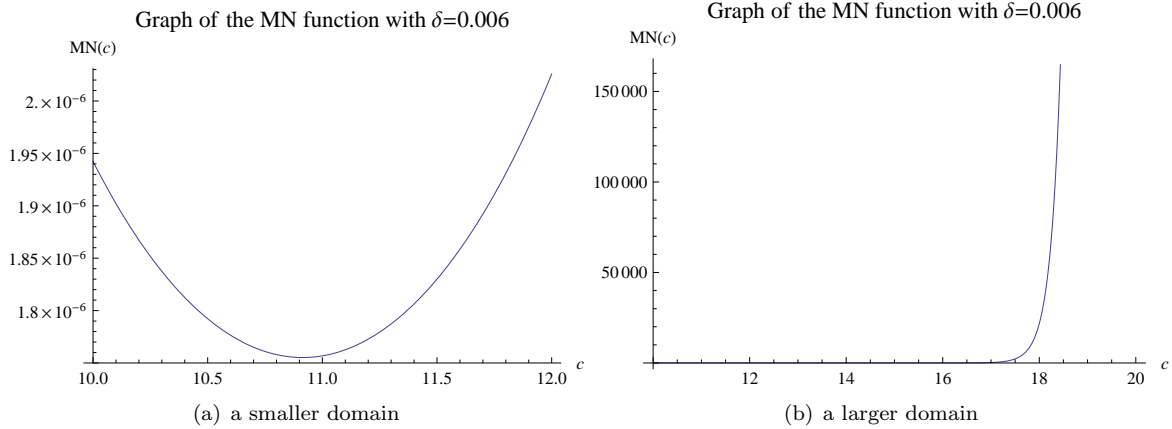


Figure 21: Here $n = 2, \lambda = 2, \sigma = 1$ and $b_0 = 1$.

The following case happens only when $n \geq 4$.

Case2. $\boxed{1 + \lambda - n < 0}$ For any $b_0 > 0$ in Theorem2.2 and positive $\delta < \frac{b_0}{2(m+1)}$, if $1 + \lambda - n < 0$, the optimal choice of $c \in [c_0, \infty)$ is either $c^* \in [c_0, c_1]$ or $c^{**} \in [c_1, \infty)$, depending on $MN(c^*) \leq MN(c^{**})$ or $MN(c^{**}) \leq MN(c^*)$, where c^* and c^{**} minimize $MN(c)$ in (10) on $[c_0, c_1]$ and $[c_1, \infty)$, respectively.

Reason: In this case $MN(c)$ may not be monotonic on both $[c_0, c_1]$ and $[c_1, \infty)$.

Remark: We can apply Matlab or Mathematica to find c^* and c^{**} .

Numerical Examples:

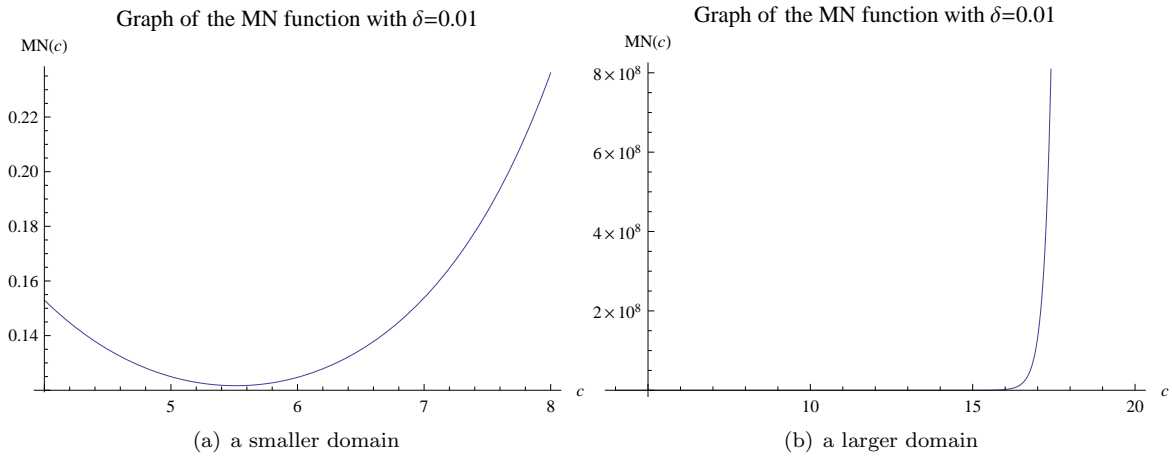


Figure 22: Here $n = 4, \lambda = 2, \sigma = 1$ and $b_0 = 1$.

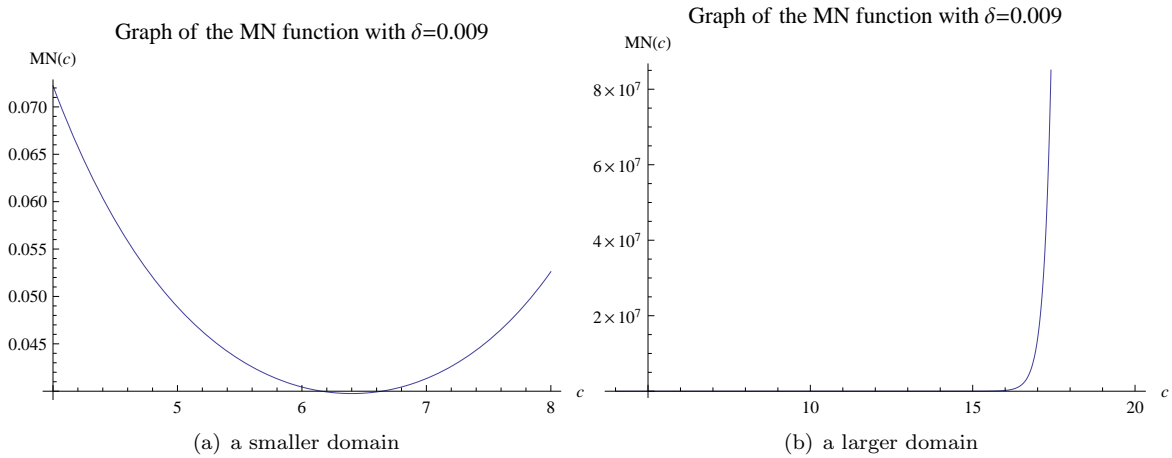


Figure 23: Here $n = 4, \lambda = 2, \sigma = 1$ and $b_0 = 1$.

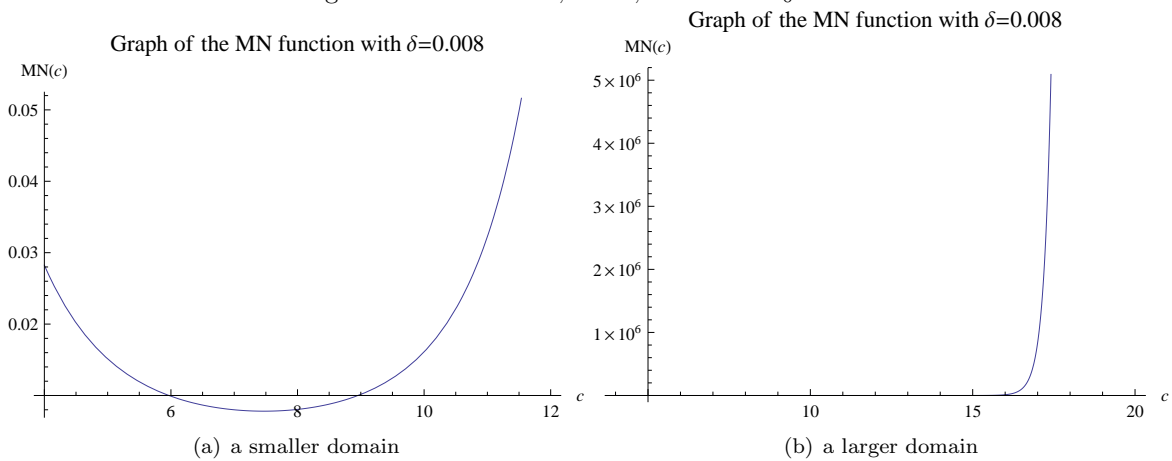


Figure 24: Here $n = 4, \lambda = 2, \sigma = 1$ and $b_0 = 1$.

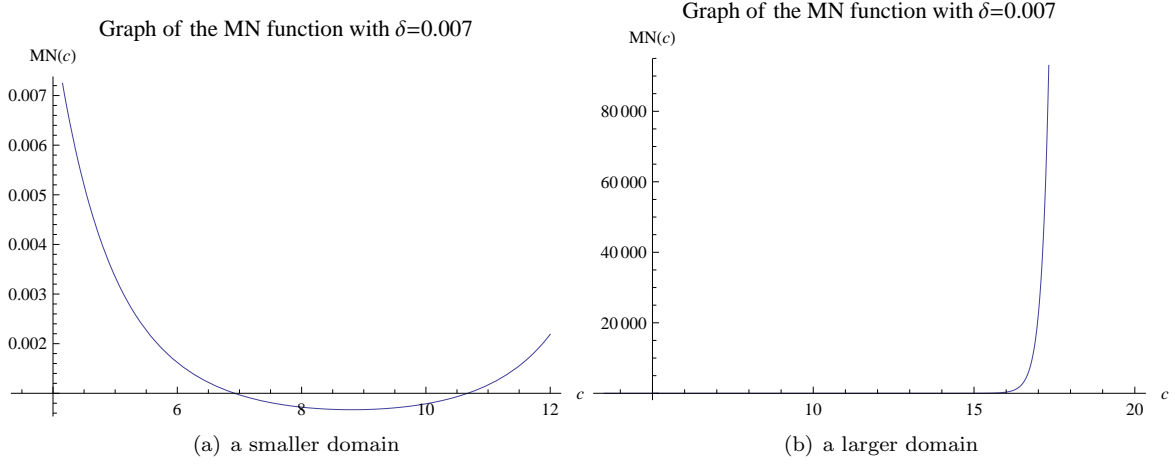


Figure 25: Here $n = 4, \lambda = 2, \sigma = 1$ and $b_0 = 1$.

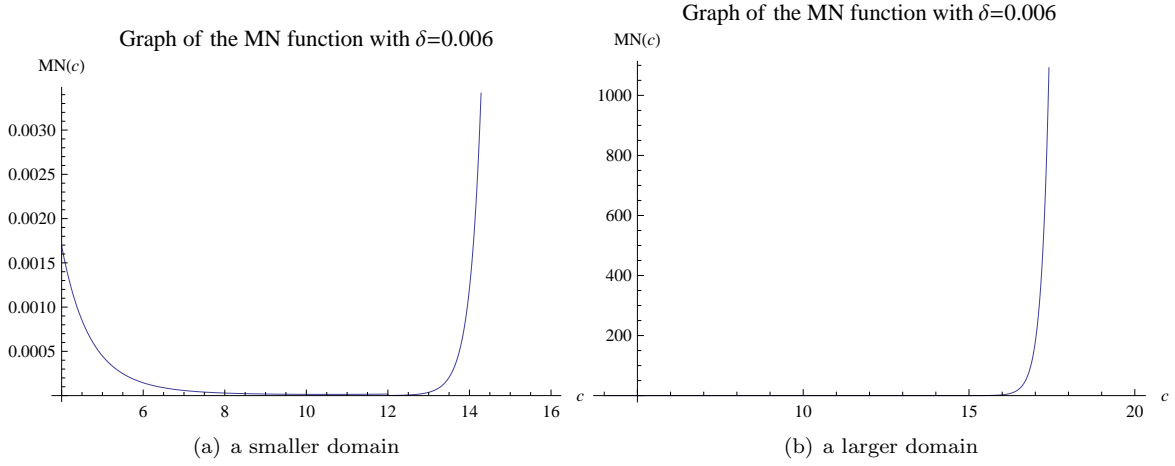


Figure 26: Here $n = 4, \lambda = 2, \sigma = 1$ and $b_0 = 1$.

3.2 b_0 not fixed

For some domains Ω the number b_0 in Theorem2.2 can be made arbitrarily large. For example $Q_0 \subseteq \Omega = R^n$ or $Q_0 \subseteq \Omega = \{(x_1, \dots, x_n) \mid 0 \leq x_i < \infty \text{ for } i = 1, \dots, n\}$. Such domains Ω are called dilation-invariant. In this situation one can keep $C = 8\rho' = \frac{8\rho}{c}$ in Theorem2.2 by increasing b_0 , while δ is fixed. It will make the upper bound (4) better because C can become smaller by increasing c .

We never decrease b_0 because it will make both (4) and the upper bound δ_0 of δ worse.

For any $\delta > 0$, once the optimal choice of $c \in [c_0, \infty)$ is obtained, we let $b_0 = \frac{c}{12\rho}$. Then $C = 8\rho' = 8\left(\frac{\rho}{c}\right) = \frac{2}{3b_0}$ and $\delta_0 = \frac{1}{3C(m+1)} = \frac{b_0}{2(m+1)}$. Since $c \geq c_0 = 24\rho(m+1)\delta$, we have $\delta \leq \frac{c}{24\rho(m+1)} = \frac{1}{3\left(\frac{8\rho}{c}\right)(m+1)} = \frac{1}{3C(m+1)} = \delta_0$, and the requirements of Theorem2.2 are satisfied.

What's noteworthy is that when b_0 is increased, in order to keep δ fixed, one has to add more data points to the simplex Q in Theorem2.2.

Now, for any $\delta > 0$, the MN functions become

$$MN(c) = \sqrt{8\rho} \cdot c^{\frac{\lambda-n-1}{4}} e^{c \left[\frac{\sigma}{2} + \frac{\ln \frac{2}{3}}{24\rho\delta} \right]}, \quad c \in [c_0, \infty) \quad (11)$$

for $f \in B_\sigma$, and

$$MN(c) = \sqrt{8\rho} \cdot c^{\frac{\lambda-n-1}{4}} \sup_{\xi \in \mathbb{R}^n} \left\{ |\xi|^{\frac{1+n+\lambda}{4}} e^{\frac{c|\xi|}{2} - \frac{|\xi|^2}{2\sigma}} \right\} \left(\frac{2}{3} \right)^{\frac{c}{24\rho\delta}}, \quad c \in [c_0, \infty) \quad (12)$$

for $f \in E_\sigma$.

Based on (11) and (12), we then have the following criteria of choosing c .

3.2.1 $f \in B_\sigma$

Let $\sigma > 0$, $\delta > 0$ be fixed, and $k := \frac{\sigma}{2} + \frac{\ln \frac{2}{3}}{24\rho\delta}$. Let $f \in B_\sigma$ be the approximated function in Theorem2.2.

Case1. $\boxed{\lambda - n - 1 \geq 0}$ and $\boxed{k > 0}$ If $\lambda - n - 1 \geq 0$ and $k > 0$, the optimal choice of $c \in [c_0, \infty)$ is $c = c_0 := 24\rho(m+1)\delta$.

Reason: In this case $MN(c)$ in (11) is increasing on $[c_0, \infty)$.

Case2. $\boxed{\lambda - n - 1 \leq 0}$ and $\boxed{k < 0}$ If $\lambda - n - 1 \leq 0$ and $k < 0$, the larger c is, the better it is.

Reason: In this case $MN(c)$ in (11) is decreasing and $MN(c) \rightarrow 0$ as $c \rightarrow \infty$.

Case3. If $\lambda - n - 1$ and k are of opposite signs, $MN(c)$ in (11) is not monotonic and the optimal $c \in [c_0, \infty)$ is the number c^* minimizing $MN(c)$, which can be found by Matlab or Mathematica.

Numerical Examples:

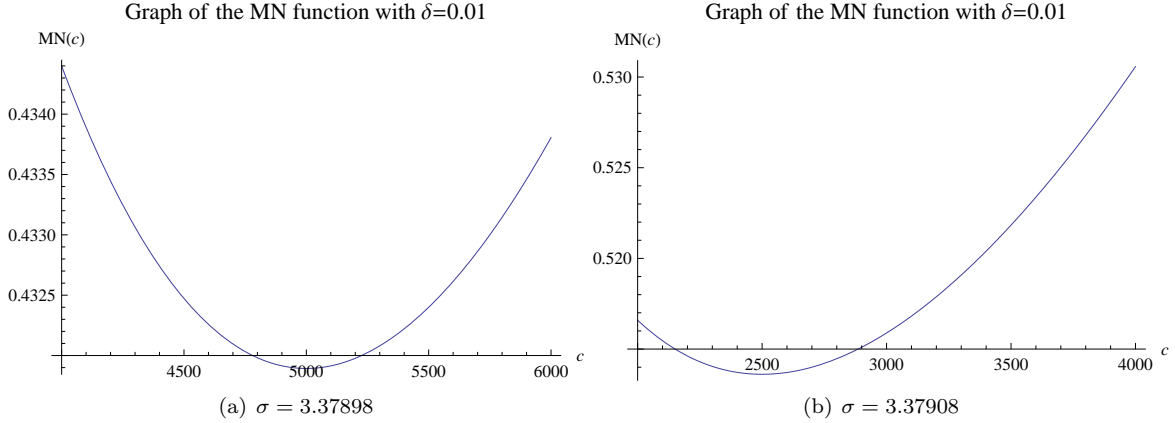


Figure 27: Here $n = 2$ and $\lambda = 2$.

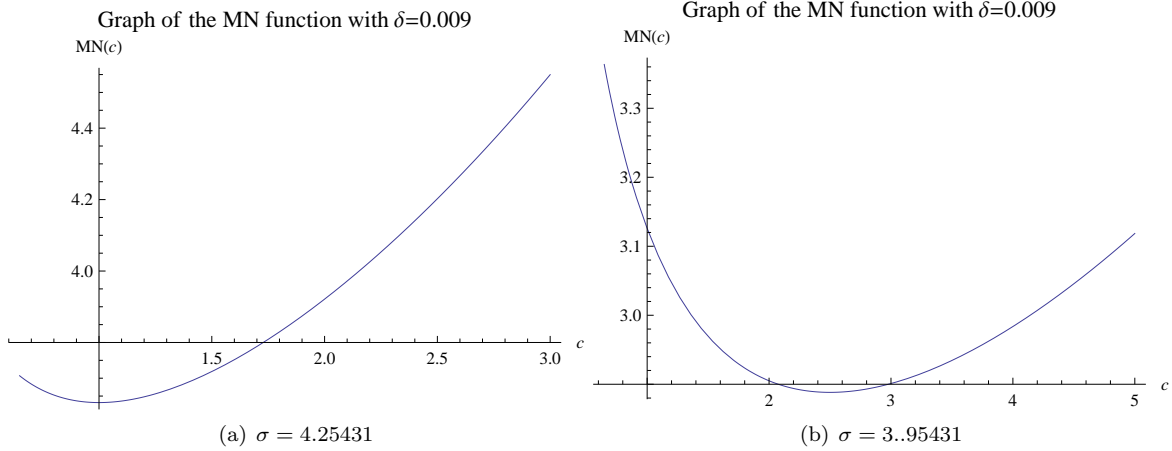


Figure 28: Here $n = 2$ and $\lambda = 2$.

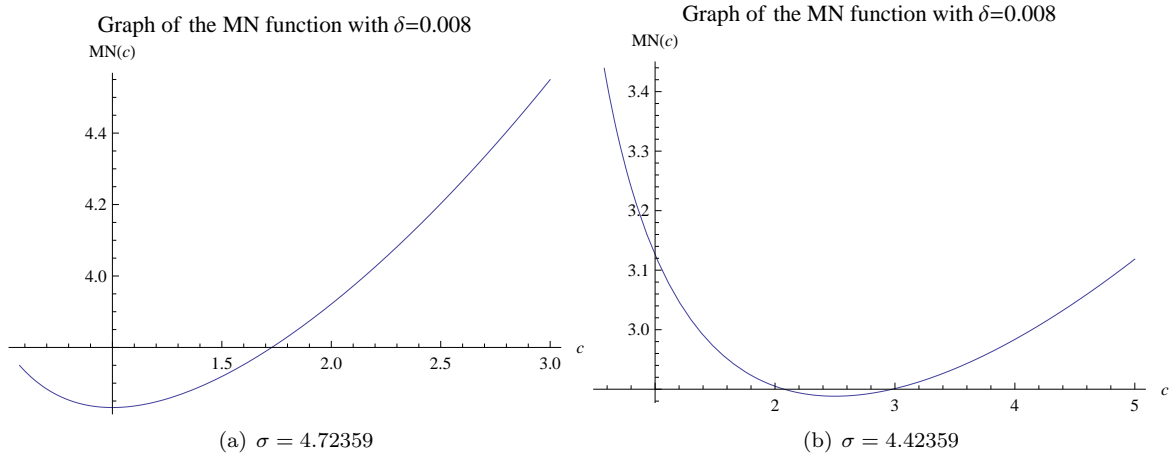


Figure 29: Here $n = 2$ and $\lambda = 2$.

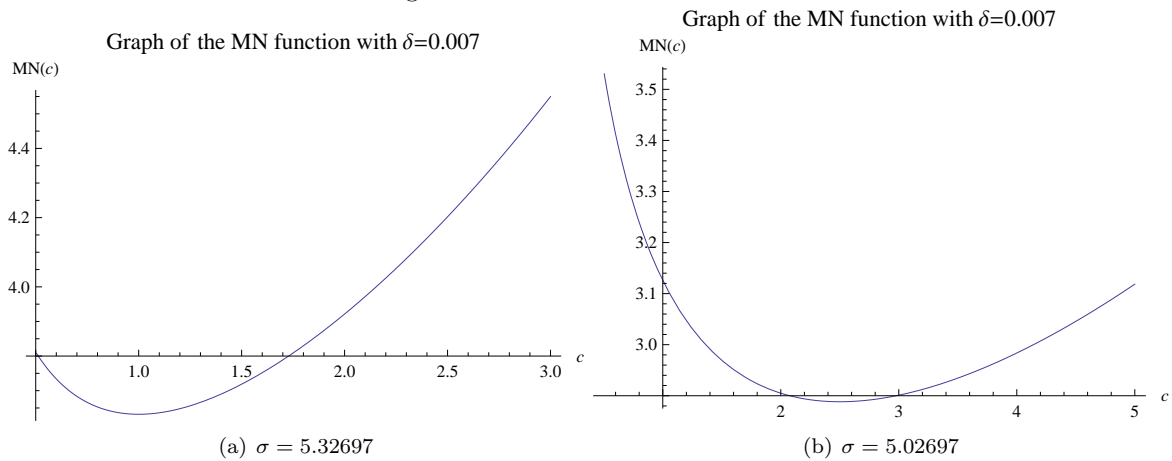


Figure 30: Here $n = 2$ and $\lambda = 2$.

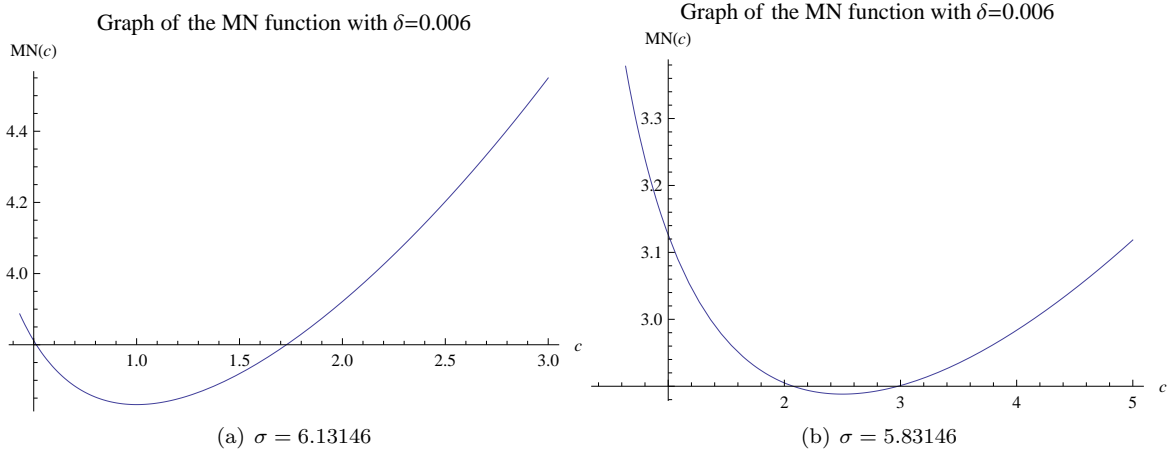


Figure 31: Here $n = 2$ and $\lambda = 2$.

Note that:(a)in figure27 the two σ 's differ only by 0.0001. In Figure28-31 the difference is only 0.3;(b)in the preceding five examples the optimal choice of c is very sensitive to σ , but not to δ .

3.2.2 $f \in E_\sigma$

For $f \in E_\sigma$, $MN(c)$ in (12) is not monotonic. Hence one should use Matlab or Mathematica to find $c^* \in [c_0, \infty)$ which minimizes $MN(c)$.

Numerical Examples:

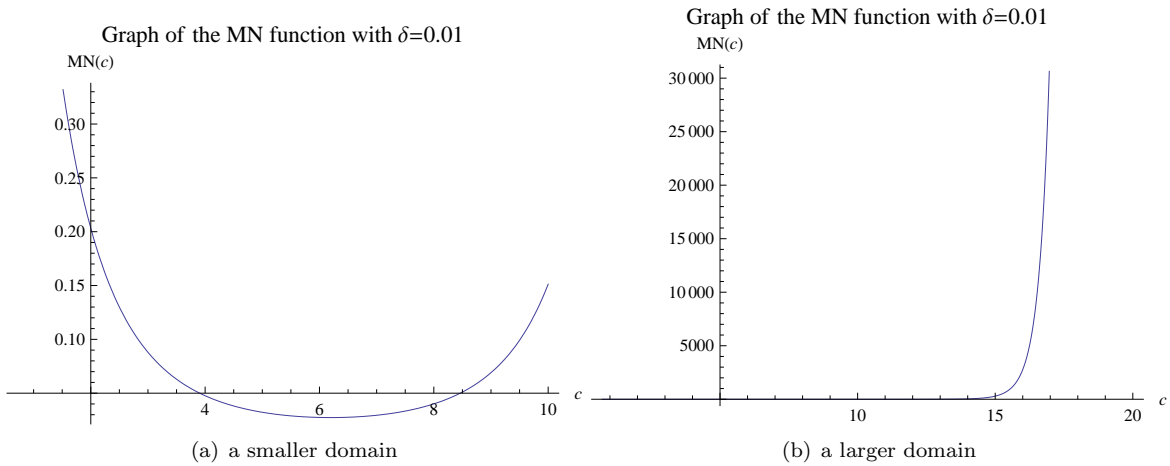


Figure 32: Here $n = 2, \lambda = 2$ and $\sigma = 1$.

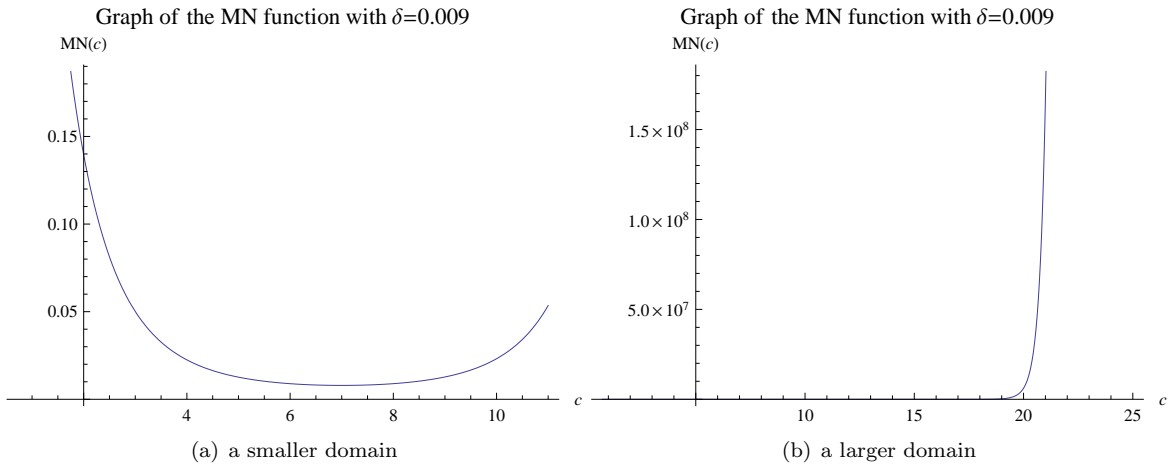


Figure 33: Here $n = 2, \lambda = 2$ and $\sigma = 1$.

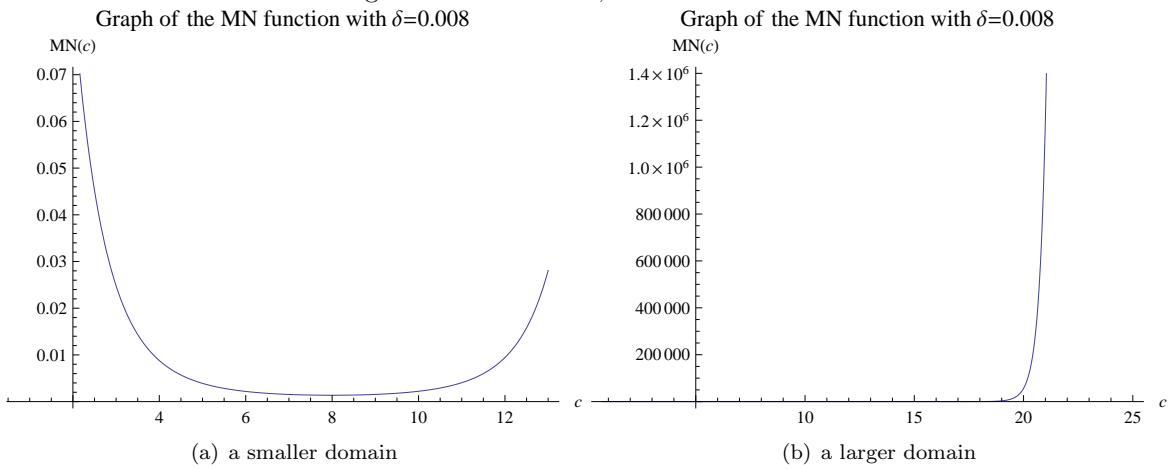


Figure 34: Here $n = 2, \lambda = 2$ and $\sigma = 1$.

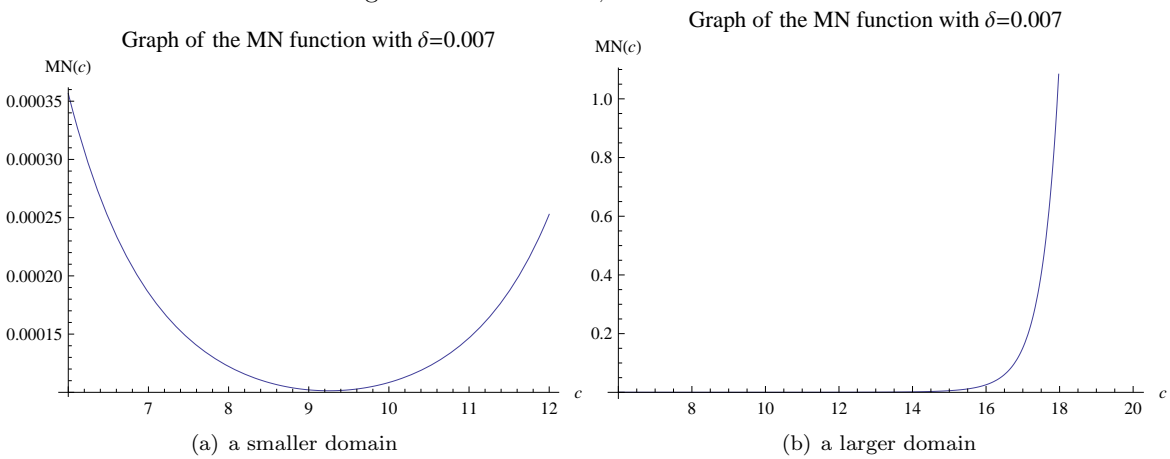


Figure 35: Here $n = 2, \lambda = 2$ and $\sigma = 1$.

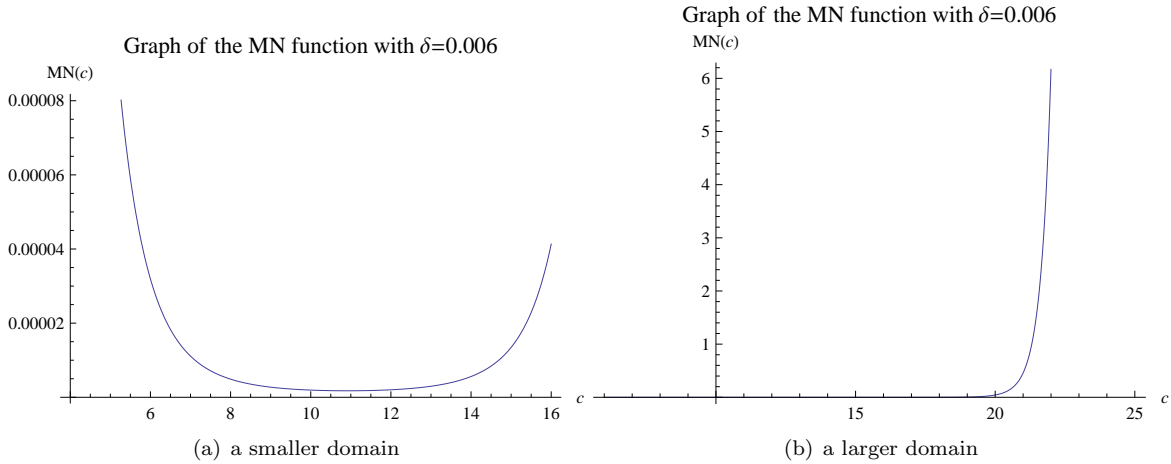


Figure 36: Here $n = 2, \lambda = 2$ and $\sigma = 1$.

References

- [1] M. Abramowitz and I. Stegun, *A Handbook of Mathematical Functions*, Dover Publications, New York, 1970.
- [2] W. Fleming, *Functions of Several Variables, Second Edition*, Springer-Verlag, 1977.
- [3] L-T. Luh, *The Equivalence Theory of Native Spaces*, Approx. Theory Appl., Vol.17, No.1, 2001, 76-96.
- [4] L-T. Luh, *The Embedding Theory of Native Spaces*, Approx. Theory Appl., Vol.17, No.4, 2001, 90-104.
- [5] L-T. Luh, *The Shape Parameter in the Shifted Surface Spline*, Math. ArXiv.
- [6] L-T. Luh, *The Shape Parameter in the Shifted Surface Spline II*, in review.
- [7] L-T. Luh, *A New Error Bound for Shifted Surface Spline Interpolation*, Studies in Mathematical Sciences, Vol.1, No.1, 2010, 1-12.
- [8] W.R. Madych and S.A. Nelson, *Multivariate interpolation and conditionally positive definite function*, Approx. Theory Appl.4, No.4, 1988, 77-89.
- [9] W.R. Madych and S.A. Nelson, *Multivariate interpolation and conditionally positive definite function, II*, Math. Comp. No.54, 1990, 211-230.
- [10] H. Wendland, *Scattered Data Approximation*, Cambridge University Press, 2005.