

CROSS SECTION IN DEUTERON-PROTON ELASTIC SCATTERING AT 1.25 GeV/u

P.K. Kurilkin^{6†}, G. Agakishiev⁶, A. Balanda³, D. Belver¹⁵, A. Belyaev⁶, A. Blanco², M. Böhmer¹¹, J. L. Boyard¹³, P. Cabanelas¹⁵, E. Castro¹⁵, S. Chernenko⁶, J. Díaz¹⁵, A. Dybczak³, E. Epple¹¹, L. Fabbietti¹¹, O. Fateev⁶, P. Finocchiaro¹, P. Fonte^{2,17}, J. Friese¹¹, I. Fröhlich⁷, T. Galatyuk⁷, J. A. Garzón¹⁵, A. Gil¹⁶, M. Golubeva¹⁰, D. González-Díaz⁴, F. Guber¹⁰, T. Hennino¹³, R. Holzmann⁴, P. Huck¹¹, A. Ierusalimov⁶, I. Iori^{9,19}, A. Ivashkin¹⁰, M. Jurkovic¹¹, B. Kämpfer^{5,18}, T. Karavicheva¹⁰, I. Koenig⁴, W. Koenig⁴, B. W. Kolb⁴, A. Kopp⁸, G. Korcyl³, GK Kornakov¹⁵, R. Kotte⁵, A. Kozuch^{3,20}, A. Krása¹⁴, F. Krizek¹⁴, R. Krücken¹¹, H. Kuc³, W. Kühn⁸, A. Kugler¹⁴, A. Kurepin¹⁰, A. Kurilkin⁶, P. Khlitz⁵, V. Ladygin⁶, J. Lamas-Valverde¹⁵, S. Lang⁴, K. Lapidus¹⁰, T. Liu¹¹, L. Lopes², M. Lorenz⁷, L. Maier¹¹, A. Mangiarotti², J. Markert⁷, V. Metag⁸, B. Michalska³, J. Michel⁷, C. Müntz⁷, L. Naumann⁵, Y. C. Pachmayer⁷, M. Palka⁷, Y. Parpottas¹², V. Pechenov⁴, O. Pechenova⁷, J. Pietraszko⁷, W. Przygoda³, B. Ramstein¹³, A. Reshetin¹⁰, J. Roskoss⁸, A. Rustamov⁴, A. Sadosky¹⁰, P. Salabura³, A. Schmah¹¹, J. Siebenson¹¹, Yu. G. Sobolev¹⁴, S. Spataro^{8,21}, H. Ströbele⁷, J. Stroth^{7,4}, C. Sturm⁴, M. Sudol¹³, A. Tarantola⁷, K. Teilab⁷, P. Tlusty¹⁴, M. Traxler⁴, R. Trebacz³, H. Tsertos¹², T. Vasiliev⁶, V. Wagner¹⁴, M. Weber¹¹, J. Wüstenfeld⁵, S. Yurevich⁴ and Y. Zanevsky⁶

(1) *Istituto Nazionale di Fisica Nucleare - Laboratori Nazionali del Sud, 95125 Catania, Italy*

(2) *LIP-Laboratório de Instrumentação e Física Experimental de Partículas, 3004-516 Coimbra, Portugal*

(3) *Smoluchowski Institute of Physics, Jagiellonian University of Cracow, 30-059 Kraków, Poland*

(4) *GSI Helmholtzzentrum für Schwerionenforschung GmbH, 64291 Darmstadt, Germany*

(5) *Institut für Strahlenphysik, Forschungszentrum Dresden-Rossendorf, 01314 Dresden, Germany*

(6) *Joint Institute of Nuclear Research, 141980 Dubna, Russia*

(7) *Institut für Kernphysik, Goethe-Universität, 60438 Frankfurt, Germany*

(8) *II.Physikalisches Institut, Justus Liebig Universität Giessen, 35392 Giessen, Germany*

(9) *Istituto Nazionale di Fisica Nucleare, Sezione di Milano, 20133 Milano, Italy*

(10) *Institute for Nuclear Research, Russian Academy of Science, 117312 Moscow, Russia*

(11) *Physik Department E12, Technische Universität München, 85748 München, Germany*

(12) *Department of Physics, University of Cyprus, 1678 Nicosia, Cyprus*

(13) *Institut de Physique Nucléaire (UMR 8608), CNRS/IN2P3 - Université Paris Sud, F-91406 Orsay Cedex, France*

(14) *Nuclear Physics Institute, Academy of Sciences of Czech Republic, 25068 Rez, Czech Republic*

(15) *Departamento de Física de Partículas, Univ. de Santiago de Compostela, 15706 Santiago de Compostela, Spain*

(16) *Instituto de Física Corpuscular, Universidad de Valencia-CSIC, 46971 Valencia, Spain*

(17) *Also at ISEC Coimbra, Coimbra, Portugal*

(18) *Also at Technische Universität Dresden, 01062 Dresden, Germany*

(19) *Also at Dipartimento di Fisica, Università di Milano, 20133 Milano, Italy*

(20) *Also at Panstwowa Wyższa Szkoła Zawodowa, 33-300 Nowy Sacz, Poland*

(21) *Also at Dipartimento di Fisica Generale, Università di Torino, 10125 Torino, Italy*

† *E-mail: pkurilkin@jinr.ru*

Abstract

First results of the differential cross section in dp elastic scattering at 1.25 GeV/u measured with the HADES over a large angular range are reported. The obtained data correspond to large transverse momenta, where a high sensitivity to the two-nucleon and three-nucleon short-range correlations is expected.

1 Introduction

The investigation of nuclear reactions involving deuterons has played an important role in the development of our understanding of the nuclear structure and the dynamics of nuclear interactions. Nowadays, the investigation of processes with the participation of a deuteron is undoubtedly useful to solve problems, in particular relativistic ones.

To date, a large volume of data on the deuteron has been accumulated from the experiments with electron and hadron beams. A feature of the modern investigations of the deuteron by electron beams [1–3] is that they are focused on revealing the deuteron internal structure at relatively small distances. The study of hadron reactions, in particular the collisions of relativistic deuterons with nucleons and nuclei also provide important information on the deuteron structure at small distances. Moreover, the study of collisions of relativistic deuterons with nucleons and nuclei is extremely important for clarifying fundamental problems of the relativistic description of fast-moving composite objects.

The deuteron is the only bound state of two-nucleon system. The deuteron wave function $\Psi^{JM}(\mathbf{r})$ can be expressed as

$$\Psi^{JM}(\mathbf{r}) = \frac{u(r)}{r} Y_{01}^{JM}(r) + \frac{w(r)}{r} Y_{21}^{JM}(r), \quad (1)$$

where $u(r)$ and $w(r)$ are the radial wave functions of the S and D states, and Y_{LS}^{JM} are the spherical harmonics. The parameters of the deuteron wave function are determined by solving the Schrödinger equation for the potentials constructed such as to describe the data on the nucleon-nucleon scattering at energies below the pion production threshold. Modern models of nucleon-nucleon potentials (e.g. Nijmegen, CD-Bonn, AV-18 etc.) reproduce the NN scattering data up to 350 MeV with very good accuracy, including the deuteron static properties. At large distances between nucleons in a deuteron, these models yield almost identical results; they start to differ in their structure at small distances, predicting different high-momentum components of the deuteron wave function. The triton binding energy, unpolarized deuteron-proton elastic scattering and breakup data [4] can be reproduced with incorporation of the three-nucleon forces (3NF) incorporation only. However, the use of different 3NF models in Faddeev calculations can not reproduce polarization data intensively accumulated during the last decade at different facilities [5–8].

On the other hand, cross section data in pd elastic scattering obtained already at the energy of 250 MeV [7] cannot be reproduced by Faddeev calculations with the modern 3NF inclusion. The authors [7] stated that the reason of this discrepancy may be the neglect of a new type of short-range 3NF.

Fundamental degrees of freedom in the framework of QCD, i.e. quarks and gluons, begin to play a role at internucleonic distances comparable with the size of the nucleon. At high energy and large transverse momenta the constituent counting rules (CCR) [9, 10] yield a good results. They predict that, for a binary reaction, the differential cross section for a given

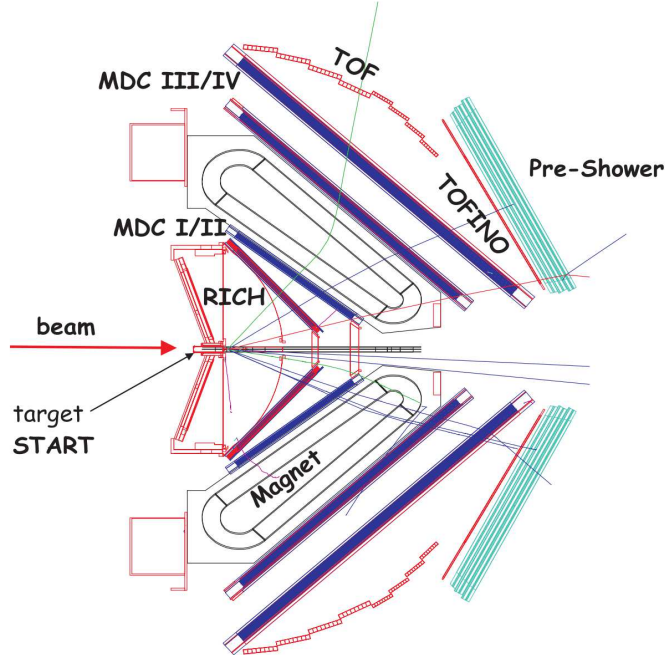


Figure 1: Schematic view of the HADES detector. A RICH detector with gaseous radiator, carbon fiber mirror and UV photon detector with solid CsI photocathode is used for electron identification. Two sets of Mini-Drift Chambers (MDCs) with 4 modules per sector are placed in front and behind the toroidal magnetic field to measure particle momenta. A time of flight wall (TOF/TOFINO) combined with a Pre-Shower detector at forward angles is used for additional electron identification and trigger purposes. The target is placed at half radius off the centre of the mirror. For reaction time measurements, a START detector is located in front of the target. A few particle tracks are presented also.

scattering angle can be parametrized as

$$\frac{d\sigma}{dt}(AB \rightarrow CD) = \frac{f(t/s)}{s^{n-2}}, \quad (2)$$

where $n = N_A + N_B + N_C + N_D$ is the total number of fundamental constituents (quarks) involved in the reaction. Amplitude f is a function of the scattering angle. The regime corresponding to CCR in the collision of light nuclei can occur already at $T_d = 500$ MeV [11].

Thus, the investigation of the energy dependence of the cross section in dp elastic scattering is very desirable to obtain further information on the deuterons internal structure.

2 HADES experiment

The High-Acceptance DiElectron Spectrometer (HADES) is in operation at GSI (Darmstadt). It has been specifically designed to study medium modification of the light vector mesons ρ , ω , ϕ [12]. The HADES detector (Fig. 1) consists of six identical sectors covering almost full azimuthal range and a polar angle ranges from 18° up to 85° . Momentum measurement derives from the reconstruction of the particle trajectory using the four Mini-Drift Chambers (MDC) located before and after the magnetic field region. Electron identification is performed with the hadron-blind gas Ring Imaging Cherenkov detector (RICH) together with Time-of-Flight (TOF/TOFINO) and an electromagnetic pre-shower detectors (Pre-Shower).

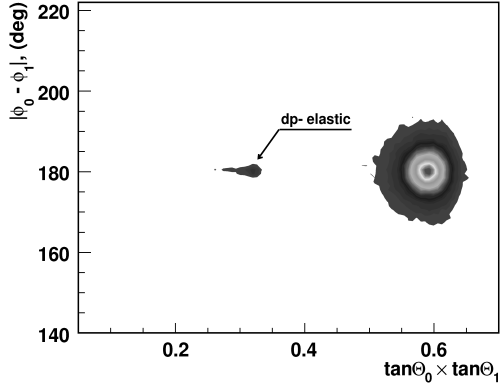


Figure 2: Correlation between the difference of azimuthal angles of tracks and their polar angles product for two charged particles. Left weak spot corresponds to the wanted dp elastic scattering events.

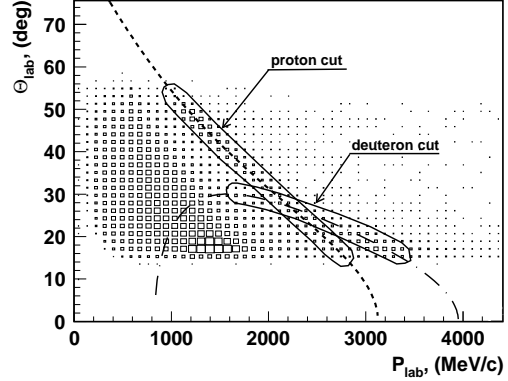


Figure 3: Angle-momentum correlation for dp elastic scattering at 1.25 GeV/u. The graphical criteria for selecting deuterons and protons are shown by solid lines described in the text.

A powerful two-stage trigger system is employed to select events within a predefined charged particle multiplicity interval (first-level trigger LVL1), as well as electron candidates (second-level trigger LVL2). A detailed description of the main spectrometer components can be found in [15].

A dedicated physics program including heavy ions, deuteron, proton and pion beams, proposed for the HADES detector in [13, 14], is carried out.

In 2007, the HADES collaboration has performed a study of the NN reactions in an experiment using deuteron-proton collisions. The main goal of this experimental run was to measure dielectron production properties in the np channel at a kinetic beam energy of 1.25 GeV/u. In order to be capable separating the quasi-free np channel, the HADES setup was upgraded with a Forward Wall (FW) scintillator hodoscope located 7 m downstream from the target.

The large acceptance of the HADES setup makes it also a unique tool to study the short-range correlations in channels without meson production. The study of the dp elastic scattering at large scattering angles in the center of mass system can provide a new information about nucleon-nucleon interaction at small internucleonic distances.

3 Results

In the experimental run a deuteron beam with 1.25 GeV/u kinetic energy was incident on a liquid hydrogen cell with a length of 5 cm. The intensity of the beam was 10^7 particles/s.

There are two conditions which can be used to select the dp elastic pairs. The first one is related to the azimuthal angles $\phi_{0,1}$ denoting the difference of the angles of two particles labelled by 0 and 1. Coplanarity of the elastic proton and deuteron is expressed by $|\phi_0 - \phi_1| = 180^\circ$. The second condition is related to the polar angles Θ of the particles. Fig. 2 represents the correlation between the difference of azimuthal angles of tracks and their polar angles product $\tan\Theta_0 \times \tan\Theta_1$ for two charged particles labelled by 0 and 1. A weak spot in the left part of the figure corresponds to the dp elastic scattering. The final selection of the deuteron-proton

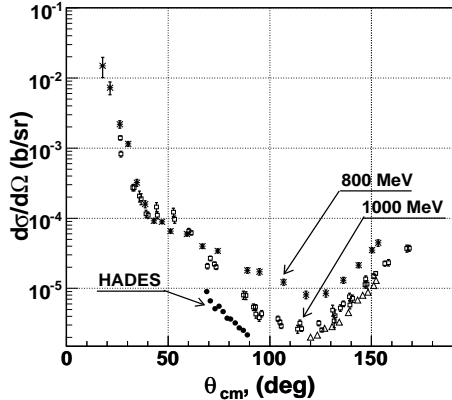


Figure 4: Differential cross section of dp elastic scattering at 1.25 GeV/u. The world data obtained at 800 MeV and 1000 MeV are marked by * [16], \square [17] and \triangle [18], respectively. The preliminary HADES results are presented by full circles.

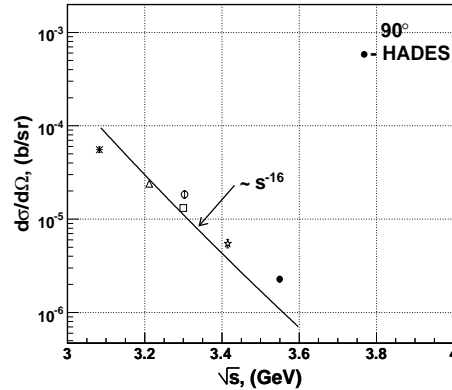


Figure 5: Differential cross section of dp elastic scattering at the scattering angle of 90° in c.m. The preliminary HADES results are presented by the full circle. The world data are marked by * [19], \triangle [20], \square [20], \circ [16] and \star [18]. The curve are the predictions of constituent counting rules.

elastic events was made with the use of graphical criteria on the angle-momentum correlation of two tracks. Fig. 3 shows the distributions of the polar angle of one elastically scattered particle versus its momentum compared to a theoretical prediction. Dashed and dash-dotted curves correspond to the kinematical relationship between the polar angle and momentum for protons and deuterons in the laboratory frame, respectively. The polar angles and momenta of deuterons and protons from dp elastic scattering are particularly the same in the region where graphical criteria overlap. Thus the application of the graphical criteria on the angle-momentum correlation for dp elastic scattering is not enough to separate the particles. The information about experimental time-of-flight difference for particles was used for the particle identification in the region where the graphical criteria overlap.

Fig. 4 shows the differential cross section data in dp elastic scattering versus scattering angle in c.m. in the GeV energy region. The existing world data are shown by the stars [16], boxes [17] and triangles [18]. The preliminary HADES results are represented by the full circles. These data cover a new kinematical region corresponding to high transverse momenta. One can see the tendency of the differential cross section to decrease with increasing the beam energy. The energy dependence of the dp elastic scattering cross section data at the angle of 90° is shown in Fig. 5. The solid curve presented here was obtained by a world data fit with the function $f \sim 1/s^{16}$. The behavior of the cross section data at an energy of 1.25 GeV/u and at fixed scattering angle of 90° in c.m. is in satisfactory agreement with the behaviour of the world data obtained at lower energies [16, 18–20] as well as the constituent counting rules [9, 10].

4 Conclusion

Preliminary results on the differential cross section in dp elastic scattering are obtained at an energy of 1.25 GeV/u and large scattering angles in c.m.s. with the HADES spectrometer.

A reasonable agreement between the preliminary experimental results and the behaviour of the world data is observed.

The work has been supported in part by the Russian Foundation for Basis Research grant *No.* 10-02-00087a.

References

- [1] C. E. Garlson, J. R. Hiller, R. J. Holt, *Ann. Rev. Nucl. Part. Sci.* **47**, 395 (1997).
- [2] M. Garçon, J. W. Van Orden, *Adv. Nucl. Phys.* **26**, 293 (2001).
- [3] R. Gilman, F. Gross, *nucl-th/0111015* (2001).
- [4] W. Glöckle, H. Witala, D. Hüber, H. Kamada, J. Golak, *Phys. Rep.* **274**, 107 (1996).
- [5] N. Sakamoto et al., *Phys. Lett.* **B367**, 60 (1996).
- [6] K. Sekiguchi et al., *Phys. Rev.* **C70**, 014001 (2004).
- [7] K. Hatanaka et al., *Phys. Rev.* **C66** 044002 (2002).
- [8] K. Ermisch et al., *Phys. Rev.* **C68**, 051001 (2003).
- [9] S. J. Brodsky, G. R. Farrar, *Phys. Rev. Lett.*, **31**, 1153 (1973).
- [10] V. A. Matveev, R. M. Muradyan and A. N. Tavkhelidze, *Lett. Nuovo Cimento* **7**, 719 (1973).
- [11] Yu. N. Uzikov, *JETP Lett.*, **81**, 387 (2005)
- [12] R. Schicker et al., *Nucl. Instr. Meth.* **A380**, 586 (1996).
- [13] P. Salabura et al., *Prog. Part. Nucl. Phys.* **53**, 49 (2004).
- [14] J. Friese et al., *Prog. Part. Nucl. Phys.* **42**, 235 (1999).
- [15] G. Agakishiev et al., *Eur. Phys. J.* **A41**, 243 (2009).
- [16] E. Winkelman et al., *Phys. Rev. C*, **21**, 2535 (1980).
- [17] G. W. Bennet et al., *Phys. Rev. Lett.* **19**, 387 (1967).
- [18] E. Coleman et al., *Phys. Rev. Lett*, **16**, 761 (1966).
- [19] N. E. Both et al., *Phys. Rev. D*, **4**, 1261 (1971).
- [20] E. Gulmez et al., *Phys. Rev. C*, **5**, 2067 (1991).