

Density Waves in Layered Systems with Fermionic Polar Molecules

N. T. Zinner and G. M. Bruun

Department of Physics and Astronomy - Aarhus University, Ny Munkegade, bygn. 1520, DK-8000 Århus C, Denmark

June 20, 2022

Abstract. A layered system of two-dimensional planes containing fermionic polar molecules can potentially realize a number of exotic quantum many-body states. Among the predictions, are density-wave instabilities driven by the anisotropic part of the dipole-dipole interaction in a single layer. However, in typical multilayer setups it is reasonable to expect that the onset and properties of a density-wave are modified by adjacent layers. Here we show that this is indeed the case. For multiple layers the critical strength for the density-wave instability decreases with the number of layers. The effect depends on density and is more pronounced in the low density regime. The lowest solution of the instability corresponds to the density waves in the different layers being in-phase, whereas higher solutions have one or several adjacent layers that are out of phase. The parameter regime needed to explore this instability is within reach of current experiments.

PACS. 03.75.Ss Degenerate Fermi Gases – 05.30.Fk Fermion systems and electron gas – 67.85.-d Ultracold gases, trapped gases

1 Introduction

After the many great successes of cold atomic gas physics using neutral atoms with short-range interaction [1,2], many groups have now set their goals on obtaining ultracold samples of polar molecules that have an anisotropic long-range interaction [3,4,5,8,9,6,7,10]. These can, however, lead to strong losses and the design of experimental geometries that reduce these effects are now becoming a reality. In particular, the use of two-dimensional geometries can reduce losses and at the same time very interesting many-body phases in both single- and multilayer configurations have been proposed [17,13,14,18,19,20,15,24,16,21,11,12,22,23]. One such proposal concerns the potential instability of a single two-dimensional layer with polar fermions toward the formation of density-waves as the polarization of the molecules with respect to the layer plane is varied [25,26]. However, the systems of current experimental interest are not single-layer [10], and the effect of adjacent layers is therefore of concern.

Here we consider how interlayer interactions influence the density-waves instability and how the critical strength is modified by interlayer terms. For simplicity we concentrate on linear response theory within the random-phase approximation. The full effective interaction of both intra- and interlayer terms is taken into account including polarization effects. This is done through a multilayer response evaluated within the random-phase approximation. We find that the instability is enhanced by the presence of in-phase density-waves in neighboring layers. The effect

depends on the density of fermions in each layer and is most pronounced in the low density limit where the critical value is inversely proportional to the number of layers. The density-wave instability will therefore occupy a larger region of the zero-temperature phase diagram for a multilayered system.

2 Linear Response and Effective Interaction

We consider a multilayer system of fermions with dipole moment \mathbf{D} and mass m confined in planes parallel to the xy -plane and separated by the distance d . In the direction normal to the planes, all dipoles reside in the lowest quantum level which we take to be a Gaussian of width w , i.e. $\phi(z) \propto \exp(-z^2/2w^2)$. The dipole moments \mathbf{D} are aligned by an external field forming an angle θ with respect to the normal of the planes and with a projection onto the planes which is parallel to the x -axis. The experimental setup is illustrated in Fig. 1. Two dipoles separated by \mathbf{r} interact with the potential $V(\mathbf{r}) = D^2(1 - 3\cos^2\theta_{\text{rd}})/r^3$ where θ_{rd} is the angle between \mathbf{D} and \mathbf{r} . We assume that the layers all have the same density n of fermions.

To obtain the instabilities of the multilayered system we use linear response theory and the random-phase approximation (RPA) as was done for the case of a single layer in [25,26]. Within this framework, the density-wave instability occurs at the poles of the density-density response function. To treat several layers we have to extend the RPA to a multilayer (or multicomponent) system.

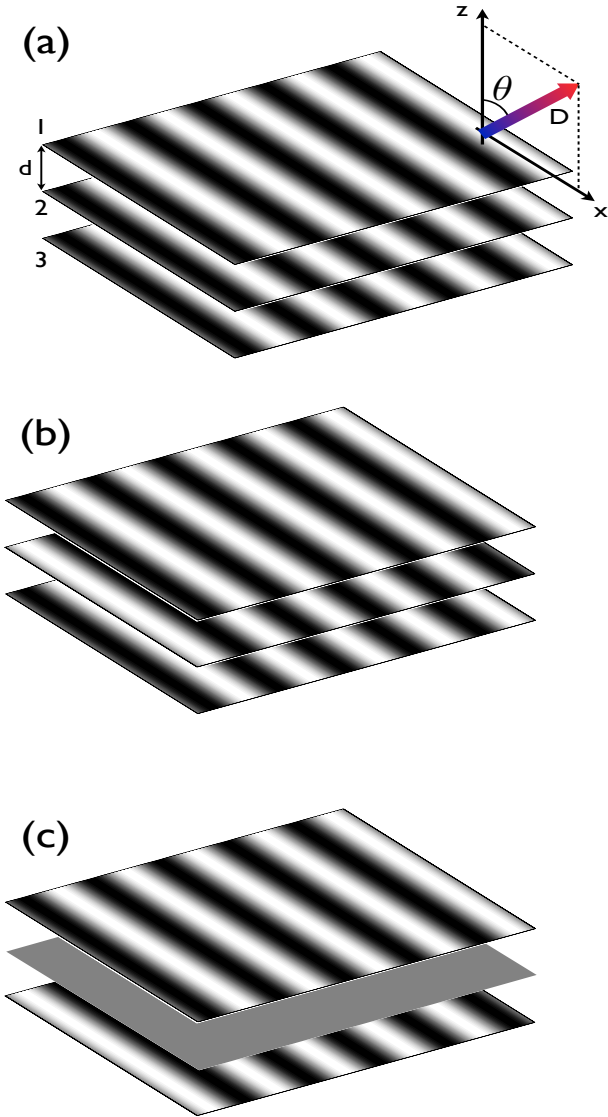


Fig. 1. The experimental setup and the density waves corresponding to the lowest (a), the next lowest (b), and the highest (c) eigenmodes for the three layer case. The dipole moments form the angle θ with respect to the normal of the planes. Their projection onto the planes is parallel to the wave fronts.

We can write a general density fluctuation in response to an external disturbance, ϕ_{ex} , in momentum (\mathbf{q}) and frequency (ω) space as

$$\delta\rho(\mathbf{q}, \omega) = \chi(\mathbf{q}, \omega)\phi_{ex}(\mathbf{q}, \omega), \quad (1)$$

where $\delta\rho$ is a vector quantity containing the disturbances in each layer as entries. Likewise, $\chi(\mathbf{q}, \omega)$ is now in general a matrix of response function with entries $\chi_{ij}(\mathbf{q}, \omega)$. The interactions between the various layers produce an induced disturbance which we write as

$$\phi_{ind}(\mathbf{q}, \omega) = \mathbf{V}(\mathbf{q})\delta\rho(\mathbf{q}, \omega), \quad (2)$$

where the matrix $\mathbf{V}(\mathbf{q})_{ij} = V_{ij}(\mathbf{q})$ contains the interaction between layers i and j . We approximate the system response to that of a non-interacting Fermi gas responding to both the external and the induced disturbance. We then have

$$\delta\rho(\mathbf{q}, \omega) = \chi^0(\mathbf{q}, \omega) [\phi_{ex}(\mathbf{q}, \omega) + \mathbf{V}(\mathbf{q})\delta\rho(\mathbf{q}, \omega)], \quad (3)$$

where $\chi^0(\mathbf{q}, \omega)_{ij} = \delta_{ij}\chi_i^0(\mathbf{q}, \omega)$ is the matrix of response functions of the non-interacting system which is of course diagonal. Combining Eqs. (1) and (3) we arrive at the following matrix equation the response function

$$\chi(\mathbf{q}, \omega) = [I - \chi^0(\mathbf{q}, \omega)\mathbf{V}(\mathbf{q})]^{-1}\chi^0(\mathbf{q}, \omega). \quad (4)$$

In the case of a single layer this equation reduces to the standard RPA expression for the density-density response function. Here we are interested in density-wave instabilities in the static limit $\omega = 0$ and we have to determine the singularities of $\chi(\mathbf{q})$. By inversion, we see that these occur when

$$\det[I - \chi^0(\mathbf{q})\mathbf{V}(\mathbf{q})] = 0, \quad (5)$$

and this is the equation that we will solve below.

We assume here that the density in each layer is the same, so that the non-interacting response functions are all the same, i.e. $\chi_i^0(\mathbf{q}) = \chi^0(\mathbf{q})$, and are given by

$$\chi^0(\mathbf{q}) = \int \frac{d^2\mathbf{k}}{(2\pi)^2} \frac{f(\mathbf{k} + \mathbf{q}) - f(\mathbf{k})}{\epsilon_{\mathbf{k}+\mathbf{q}} - \epsilon_{\mathbf{k}}}, \quad (6)$$

where $\epsilon_{\mathbf{k}} = \hbar^2\mathbf{k}^2/2m$ and f is the Fermi distribution. In the two-dimensional case of interest here we have the explicit expression [27]

$$\chi^0(\mathbf{q}) = \frac{m}{2\pi\hbar^2} \left[\sqrt{1 - \left(\frac{2k_F}{q}\right)^2} \theta(q - 2k_F) - 1 \right], \quad (7)$$

where k_F is the Fermi momentum and $\theta(x)$ is the Heaviside step-function. For simplicity ignore Fermi surface deformation due to the dipolar interaction [25].

2.1 Effective Dipolar Interaction

The dipole-dipole interaction has an intra- and an inter-layer part in our multilayered setup. The Fourier transform of the former can be written [28]

$$V_0(\mathbf{q}) = \frac{4\pi D^2}{\sqrt{2\pi w}} \left[\frac{2}{3} P_2(\cos\theta) - \xi(\theta, \alpha) F(qw) \right], \quad (8)$$

where $q = |\mathbf{q}|$ and α is the azimuthal angle between the wave vector $\mathbf{q} = (q_x, q_y)$ and the projection of \mathbf{D} onto the plane which is parallel to the x -axis. $P_2(x)$ is the second Legendre polynomial, and we have defined the function $F(x) = \sqrt{\frac{\pi}{2}} x [1 - \text{erf}(x/\sqrt{2})] \exp(x^2/2)$ with $\text{erf}(x)$ the error function. To obtain this formula, the z -direction confining the dipoles in the layers have been integrated out.

The interesting angular dependence of the intralayer interaction is contained in the function $\xi(\theta, \alpha) = \cos^2 \theta - \sin^2 \theta \cos^2 \alpha$. This function provides the anisotropy in momentum space which is absent at $\theta = 0$ when the dipoles are oriented perpendicularly to the layer. For $w \ll d$, the interlayer interaction can be written as [15]

$$V_1(\mathbf{q}) = -2\pi D^2 \xi(\theta, \alpha) q e^{-dq}. \quad (9)$$

This is an approximation to the full expression which holds very well for small w and deviates less than 10% for $w = 0.2d$.

As argued in [25,26], the most unstable direction is found at $\alpha = \pi/2$. This is a configuration where the density-wave is perpendicular to the x -axis in order to reduce the side-by-side repulsion of the dipoles while optimizing the attraction from the head-to-tail setup, see Fig. 1. For simplicity, we assume that $\cos^2 \theta = \frac{1}{3}$ so that the first term in Eq. (8) vanishes. As discussed in [25], the critical value in a single-layer has some dependence on θ . Here we are interesting in the effects of multiple layers and we thus fix θ and leave a full parameter study for future investigation. With these choices we have $\xi = \frac{1}{3}$. The intralayer interaction is thus

$$V_0(q) = -\frac{4\pi D^2}{3\sqrt{2\pi w}} F(qw), \quad (10)$$

whereas the interlayer interaction is simply multiplied by a factor of $\frac{1}{3}$. For $wq \ll 1$, Eq. (10) reproduces the potential used for the single layer case in [25,26]. As we are mostly concerned with the effects of multiple layers, we will also assume $wq \ll 1$ for simplicity, i.e. we assume that $V_0(q)$ is linear in q . This linear momentum dependence of the intralayer potential was used in [26] to argue that the density-wave instability must occur at some dipole strength always. We note that the most unstable mode is expected to be at $q = 2k_F$ (neglecting the effects of Fermi surface deformation). For consistency, we must therefore have that $2k_F w \ll 1$. In terms of the density of a single layer, n , this condition reads $w\sqrt{16\pi n} \ll 1$. Thus, either the density must be small or the transverse confinement strong. In terms of typical physical scales in experiments, we have

$$2k_F w = 7.1 \frac{w}{1\mu\text{m}} \sqrt{\frac{n}{10^8 \text{cm}^{-2}}}. \quad (11)$$

Using experimentally relevant values [10] $d = 0.5\mu\text{m}$ and assuming $w/d = 0.1$, we find that $2k_F w < 1$ for densities $n < 8 \cdot 10^8 \text{cm}^{-2}$ which is fulfilled by current experiments.

3 Instability Conditions

For completeness and reference we first recapitulate the findings for a single layer. The instability equation is

$$1 - \chi^0(q)V_0(q) = 0. \quad (12)$$

Assuming that the instability occurs first at $q = 2k_F$, we have $\chi^0 = -\frac{m}{2\pi\hbar^2}$ and $V_0(2k_F) = -4\pi D^2 k_F/3$. We thus have the relation

$$D_c^2 = \frac{3\hbar^2}{2mk_F}, \quad (13)$$

where D_c is the critical dipole strength [26]. For future convenience we define a dimensionless measure of the strength and density; $g := 2mD^2 k_F/3\hbar^2$. We thus have the critical value $g_0 = 1$.

3.1 The Bilayer

For the case of two adjacent layers we get the following algebraic equation from Eq. (5)

$$[1 - \chi^0(q)V_0(q)]^2 - [\chi^0(q)V_1(q)]^2 = 0. \quad (14)$$

We note immediately that if we set $V_1(q) = 0$ we recover the usual RPA condition for density instabilities. It is also clear at this point that the bilayer will have a smaller D_c than the single layer above since the $V_1(q)$ term is negative. If one considers the interlayer interaction from the point of view of induced interactions this is no surprise as such interaction are usually attractive at lowest order.

At $q = 2k_F$ we can solve the equation above and find the lowest critical value for a density-wave instability in a bilayer

$$g_b = \frac{1}{1 + e^{-2k_F d}} < 1 = g_0. \quad (15)$$

For $k_F d = 1$, we get roughly a 12 percent reduction, whereas for a lower density of $k_F d = 0.5$ the difference is 27 percent. The other solution to the bilayer equation is $\tilde{g}_b = (1 - e^{-2k_F d})^{-1}$, so that $g_b < 1 < \tilde{g}_b$ for all $k_F d$. Solving for the corresponding zero eigenmodes of $\chi(\mathbf{q}, 0)^{-1}$ from Eq. (4), we find

$$\begin{bmatrix} \delta\rho_1 \\ \delta\rho_2 \end{bmatrix} = \begin{bmatrix} 1 \\ 1 \end{bmatrix} \text{ for } g_b \text{ and } \begin{bmatrix} \delta\rho_1 \\ \delta\rho_2 \end{bmatrix} = \begin{bmatrix} 1 \\ -1 \end{bmatrix} \text{ for } \tilde{g}_b. \quad (16)$$

Here, $\delta\rho_i = \delta\rho_i(2k_F)$ is the density fluctuation in layer i . We see that the density waves in the two layers are in-phase for the lower solution g_b and out of phase for the \tilde{g}_b solution. Thus, the instability is enhanced by the density waves in neighboring layers being in-phase gaining more attractive head-to-tail energy and minimizing the side-by-side repulsion. Likewise, when the density-waves are out-of-phase the instability is suppressed.

3.2 The Trilayer

The case of three layers produces the algebraic equation

$$\begin{aligned} 0 = & (1 - \chi^0(q)V_0(q)) [(1 - \chi^0(q)V_0(q))^2 \\ & - 2(\chi^0(q)V_1(q))^2 - (\chi^0(q)V_2(q))^2] \\ & + 2(\chi^0(q)V_1(q))^2 \chi^0(q)V_2(q), \end{aligned} \quad (17)$$

where we have introduced the notation $V_2(q)$ for the inter-layer potential of the two outer layers that are a distance $2d$ apart. Since $V_2(q) < 0$ the last term will give a positive contribution, i.e. naively it will tend to counteract the $V_2(q)$ term in the sharp parentheses that would otherwise lower the critical value as in the bilayer case above. However, $V_2(q)$ differs from $V_1(q)$ by a factor of $\exp(-qd)$ and we thus expect it to be a much smaller quantity than $V_1(q)$ at $2k_F$.

In light of the above, we therefore first consider the simpler case of $V_2(q) = 0$, i.e. we include only nearest-neighbor interactions. This means that the equation for the instability factorizes and the condition becomes that either $(1 - \chi^0(q)V_0(q)) = 0$ or

$$[(1 - \chi^0(q)V_0(q))^2 - 2(\chi^0(q)V_1(q))] = 0. \quad (18)$$

Clearly the latter condition procudes a lower critical value and we find for the trilayer with $V_2(q) = 0$ that

$$g_t^* = \frac{1}{1 + \sqrt{2}e^{-2k_F d}} < g_b, \quad (19)$$

where the asterisk indicates that we include nearest-neighbor interactions only. As expected the trilayer has a reduced critical value. A naive guess for the trilayer might be to multiply the interlayer strength by a factor of 2 and then consider it as a bilayer problem. However, our result demonstrates that the enhancement is only by a factor of $\sqrt{2}$. As it turns out the trilayer equation has a rather simple analytic solution. The roots are

$$g_t = \begin{cases} \frac{1}{2} \frac{a^2 + 2 - \sqrt{a^4 + 8a^2}}{1 - a^2} \\ \frac{1}{2} \frac{a^2 + 2 + \sqrt{a^4 + 8a^2}}{1 - a^2} \\ \frac{1}{1 - a^2} \end{cases}, \quad (20)$$

where $a = \exp(-2k_F d)$ and we have listed them in order of increasing magnitude. The top solution is always less than one and decreases with $k_F d$ (we denote it by g_t in the following) whereas the others are always larger than one and increase with $k_F d$. The corresponding eigenmodes are

$$\begin{bmatrix} \delta\rho_1 \\ \delta\rho_2 \\ \delta\rho_3 \end{bmatrix} = \begin{bmatrix} 1 \\ \frac{\sqrt{a^2+8}-a}{2} \\ 1 \end{bmatrix}, \begin{bmatrix} 1 \\ -\frac{\sqrt{a^2+8}+a}{2} \\ 1 \end{bmatrix}, \begin{bmatrix} 1 \\ 0 \\ -1 \end{bmatrix} \quad (21)$$

where layer 2 is the one in the middle, see Fig. 1. Again, the lowest solution corresponds to the density-waves in the different layers being in-phase with amplitude now being the largest for the layer in the middle. The second eigenmode has the middle layer out of phase and of larger magnitude than the outer layers. This is the same situation as the \tilde{g}_b solution for the bilayer, only now the out of phase effect is more costly. This is also reflected in the fact that this solution is always larger than \tilde{g}_b for any $k_F d$, whereas the opposite holds for the lowest solution, i.e. $g_t < g_b$. The last solution is an eigenmode with density waves of the outer layers out of phase and no amplitude change in the middle layer (within the RPA). We sketch in Fig. 1

the density waves for the three eigenmodes. The physically relevant mode for the instability is of course the one with the lowest critical value corresponding to the density waves in the planes being in-phase.

In Fig. 2 we plot the (lowest) bilayer and trilayer critical values at which the density-wave instability appears for $k_F d \leq 2$. The single-layer critical value, $g_0 = 1$, is approached asymptotically, however, for the range plotted the multilayer cases are all below that value by at least a few percent. As expected the bilayer is always above the trilayer value. For $k_F d \rightarrow 0$, the critical value undergoes the largest reduction which is a factor of two for the bilayer, while for the trilayer it is a factor of 3 (we return to this fact below). We also compare the trilayer with and without the interaction of the two outer layers, $V_2(q)$. When excluding the term, we see a larger critical value, g_t^* , for all $k_F d$ than when taking it into account in g_t . The additional attraction of $V_2(q)$ thus reduces the critical value as one would expect.

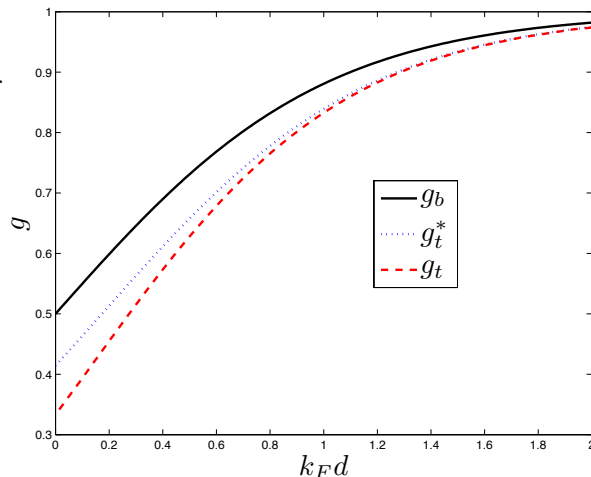


Fig. 2. Critical value for the appearance of a density-wave instability at $2k_F$ for $\theta = \cos^{-1}(\frac{1}{\sqrt{3}})$ and $\alpha = \pi/2$. The full (black) line is for a bilayer system, whereas the trilayer with all interaction is shown as a dashed (red) line and with only nearest-neighbor interaction as a dotted (blue) line.

3.3 Multiple Layers

For more than three layers we expect similar behavior as seen above, i.e. a critical strength that decreases with decreasing $k_F d$. In the limit $k_F d \rightarrow 0$ we can in fact find the exact solution for g_N for any number of layers, N . Here the matrix in Eq. (5) simplifies considerably since it has $1 - g$ in all diagonal and $-g$ in all the non-diagonal entries. It is easy to verify that a vector consisting of ones in every entry is an eigenvector of this matrix with eigenvalue $1 - Ng$. We thus conclude that the system is unstable towards the formation of in-phase density waves in all planes for the critical coupling strength $g_N = 1/N$. The limit of very small $k_F d$ should therefore approach this simple value.

This limit is clearly seen for the lowest critical value in the bi- and trilayer cases above with the corresponding eigenmodes approaching one in all entries. If we take this limit by reducing d while keeping k_F constant, we see that for large N the critical value approaches zero as the layers come closer. Here the (non-interacting) system is equivalent to that of N spins moving in two dimensions. The response function Eq. (6) is then multiplied by a factor of N which reduces the critical value by a factor $1/N$.

In Fig. 3 we show numerical solutions for the lowest critical values for $N = 2, 3, 4, 6,$ and 8 . The expected decrease of g_N with N is clearly seen. For example, at $k_F d = 1$ the critical value is 0.88 for $N = 2$, whereas for $N = 8$ it is 0.78. This trend continues for even higher N . The corresponding eigenmodes all have the density waves in the layers in-phase. There are also other solutions with larger critical coupling strengths as for the bi- and trilayer cases. The eigenmodes can be analyzed in similar fashion and one finds that the solutions can be organized according to the number of adjacent layers that are out of phase with each other with the lowest solution (plotted in Fig. 3) fully in-phase across all layers. We speculate that these higher modes correspond to collective modes in the striped phase. This will be examined in the future.

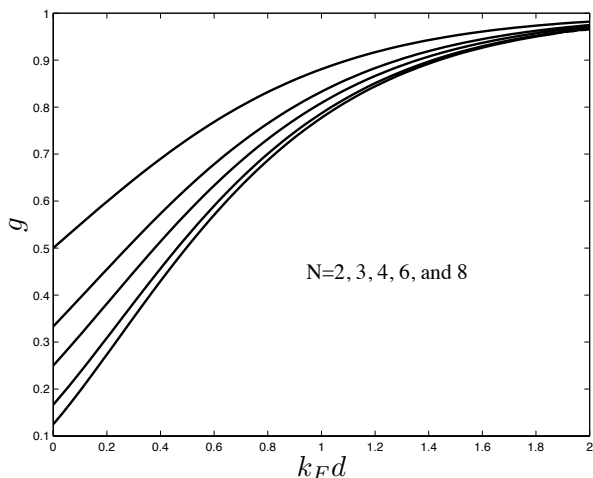


Fig. 3. Same as Fig. 2 but for $N = 2, 3, 4, 6,$ and 8 layers from top to bottom. Notice the limit at $k_F d \rightarrow 0$ which is $g_N \rightarrow 1/N$.

4 Phase Diagram

In the multilayer setup, the interaction parameter, $U = mD^2/\hbar^2 d$, is a convenient dimensionless measure for the strength of interactions in the system. In Fig. (4) we show the zero temperature phase diagram in the $(U, k_F d)$ plane for $N = 2, 3, 4,$ and 8 . The more layers, the earlier one expects to enter the density-wave regime as before. We also see that one can probe the phase diagram by changing either the dipole moment or the density of fermions.

Changing d is also an option. This is, however, somewhat harder as $U \propto 1/d$ and the lines of constant $Uk_F d = 3g/2$ are very similar to the lines shown in Fig. (4).

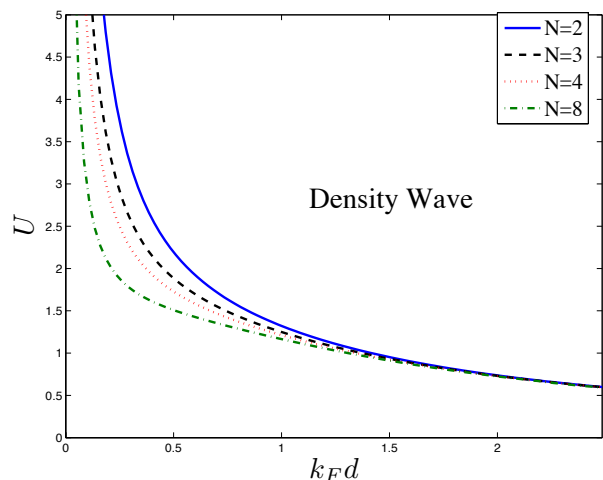


Fig. 4. Phase diagram at $\theta = \cos^{-1}(\frac{1}{\sqrt{3}})$ and $\alpha = \pi/2$ as function of $U = mD^2/\hbar^2 d$ and $k_F d$ for different number of layers N . The density-wave instability occurs above the critical lines.

4.1 Competing Phases and Finite Temperature

The zero-temperature phase diagram for density-wave instabilities presented above needs to be considered in the light of other possible ground-states of the layered dipolar system. In the case of a single layer and in the weak coupling limit, a p -wave superfluid state was proposed [21]. Likewise, a region of negative compressibility leading to collapse of the system was found [21,25], although this happens outside the parameter regime considered here. For several layers, the system can become superfluid with the Cooper pairs formed between dipoles residing in different layers [30,29,23,31]. In the strong-coupling limit, a single layer of dipoles can also form a Wigner crystal with a symmetry which depends on how the dipoles are aligned with respect to the plane [18,19,20,32]. The presence of bound states in single and multilayer configuration of both fermionic and bosonic dipoles has also been given a great deal of attention recently [24,33,34,35]. For strong coupling, chains of multiple dipoles in bound states could be the relevant degree of freedom in the system and the effective interaction of such constituents should determine the ground-state, and could be very different for odd fermionic chains as opposed to even bosonic ones. How the phase diagram of single- and multilayer system at zero temperature maps out is an extremely interesting topic for future research.

At finite temperature one expects the physics to be governed by the Berezinskii-Kosterlitz-Thouless transition [36]. The universal relation for the critical temperature

scales with the superfluid density. As the latter is proportional to the total density for strong coupling, the low density regimes can be difficult to access. We speculate that the interlayer interactions could help stabilize the low-temperature phases of the system and in turn easier to access experimentally as compared to a single layer. Again this is a topic for future research.

5 Conclusions

We have considered the density-wave instability of dipolar fermionic polar molecules confined to a stack of two-dimensional layers. As the number of layers increases we find a reduction of the critical strength to enter the density-wave regime at all densities. The corresponding density waves are in-phase in all the planes. In the low density limit the critical strength even approaches zero as the number of layers grow.

We thank M. M. Parish for numerous discussion and for providing valuable references.

References

1. I. Bloch, J. Dalibard, and W. Zwerger, *Rev. Mod. Phys.* **80**, 885 (2008)
2. S. Giorgini, L. P. Pitaevskii, and S. Stringari, *Rev. Mod. Phys.* **80**, 1215 (2008)
3. J. Doyle, B. Friedrich, R. V. Krems, and F. Masnou-Seeuws, *Eur. Phys. J. D* **31**, 149 (2004)
4. S. Ospelkaus *et al.*, *Nature Phys.* **4**, 622 (2008)
5. K. K. Ni *et al.*, *Science* **322**, 231 (2008)
6. S. Ospelkaus *et al.*, *Science* **327**, 853 (2010)
7. K. K. Ni *et al.*, *Nature* **464**, 1324 (2010)
8. J. Deiglmayr *et al.*, *Phys. Rev. Lett.* **101**, 133004 (2008)
9. F. Lang, K. Winkler, C. Strauss, R. Grimm, and J. H. Denschlag, *Phys. Rev. Lett.* **101**, 133005 (2008)
10. M. H. G. de Miranda *et al.*, e-print [arXiv:1010.3731v1](https://arxiv.org/abs/1010.3731v1)
11. M. A. Baranov, *Phys. Rep.* **464**, 71 (2008)
12. T. Lahaye, C. Menotti, L. Santos, M. Lewenstein, and T. Pfau, *Rep. Prog. Phys.* **72**, 126401 (2009)
13. D.-W. Wang, M. D. Lukin, and E. Demler, *Phys. Rev. Lett.* **97**, 180413 (2006)
14. D.-W. Wang, *Phys. Rev. Lett.* **98**, 060403 (2007)
15. D.-W. Wang and E. Demler, e-print [arXiv:0812.1838v1](https://arxiv.org/abs/0812.1838v1)
16. R. M. Lutchyn, E. Rossi, S. Das Sarma, e-print [arXiv:0911.1378v1](https://arxiv.org/abs/0911.1378v1)
17. M. A. Baranov, K. Osterloh, and M. Lewenstein, *Phys. Rev. Lett.* **94**, 070404 (2005)
18. C. Mora, O. Parcollet, and X. Waintal, *Phys. Rev. B* **76**, 064511 (2007)
19. H.-P. Büchler *et al.*, *Phys. Rev. Lett.* **98**, 060404 (2007)
20. G. E. Astrakharchik, J. Boronat, I. L. Kurbakov, and Yu. E. Lozovik, *Phys. Rev. Lett.* **98**, 060405 (2007)
21. G. M. Bruun and E. Taylor, *Phys. Rev. Lett.* **101**, 245301 (2008)
22. N. R. Cooper and G. V. Shlyapnikov, *Phys. Rev. Lett.* **103**, 155302 (2009)
23. N. T. Zinner, B. Wunsch, D. Pekker, and D.-W. Wang, e-print [arXiv:1009.2030v1](https://arxiv.org/abs/1009.2030v1)
24. S.-M. Shih and D.-W. Wang, *Phys. Rev. A* **79**, 065603 (2009)
25. Y. Yamaguchi, T. Sogo, T. Ito, and T. Miyakawa, *Phys. Rev. A* **82**, 013643 (2010)
26. K. Sun, C. Wu, and S. Das Sarma, *Phys. Rev. B* **82**, 075105 (2010)
27. F. Stern, *Phys. Rev. Lett.* **18**, 546 (1967)
28. U. R. Fischer, *Phys. Rev. A* **73**, 031602(R) (2006)
29. A. Pikovski, M. Klawunn, G. V. Shlyapnikov, and L. Santos, *Phys. Rev. Lett.* **105**, 215302 (2010)
30. A. C. Potter *et al.*, *Phys. Rev. Lett.* **105**, 220406 (2010)
31. M. Baranov, A. Micheli, S. Ronen, and P. Zoller, e-print [arXiv:1012.5589v1](https://arxiv.org/abs/1012.5589v1)
32. J. C. Cremon, G. M. Bruun, and S. M. Reimann, *Phys. Rev. Lett.* **105**, 255301 (2010)
33. J. R. Armstrong, N. T. Zinner, D. V. Fedorov, and A. S. Jensen, *EPL* **91**, 16001 (2010)
34. M. Klawunn, A. Pivovskii, and L. Santos, *Phys. Rev. A* **82**, 044701 (2010)
35. A. Volosniev *et al.*, e-print [arXiv:1012.4957v1](https://arxiv.org/abs/1012.4957v1)
36. V. L. Berezinskii, *Sov. Phys. JETP* **34**, 610 (1972); J. M. Kosterlitz and D. J. Thouless, *J. Phys. C* **7**, 1046 (1974)