

# Effective attraction between oscillating electrons in plasma

Maxim Dvornikov\*

*N. V. Pushkov Institute of Terrestrial Magnetism,  
Ionosphere and Radiowave Propagation,  
142190, Troitsk, Moscow Region, Russia*

(Dated: April 2, 2019)

We consider the effective interaction between electrons due to the exchange of virtual acoustic waves in low temperature plasma. Electrons are supposed to participate in rapid oscillations and form a spherically symmetric soliton like structure. We show that under certain conditions this effective interaction can result in the attraction between oscillating electrons and can be important for the dynamics of a plasmoid. Some possible applications of the obtained results to the theory of natural long lived plasma structures are also discussed.

PACS numbers: 52.35.Dm, 52.35.Sb, 92.60.Pw

Keywords: plasma soliton, acoustic waves, effective attraction between electrons

---

\* maxdvo@izmiran.ru

## I. INTRODUCTION

The interaction between a test charged particle, embedded in a warm plasma, and the collective response of a plasma results in the concept of a dressed particle. Accounting for the collective plasma interaction, for a particle at rest one gets the screening of the vacuum Coulomb interaction leading to the Debye-Hückel potential [1]. A test particle moving in plasma is known to be a source of ion acoustic waves forming in its wake [2]. If the speed of a test particle is close to the speed of the ion acoustic waves propagation, the resulting wake potential prevails the Debye-Hückel interaction leading to the effective attraction of charged particles of the same polarity [2]. This process may be responsible for the formation of complex structures in dusty plasmas [3].

There is, however, another possibility for charged particles of the same polarity to experience an effective attraction in a plasma. It happens when charged particles interact via an acoustic wave appearing in the neutral component of plasma [4]. This process is analogous to the phonon exchange between two electrons in metal [5]. For the implementation of this mechanism the temperature of plasma should be at least less than the ionization potential of an atom – otherwise neutral atoms can exist only in a small fraction. The results of Ref. [4] may have various applications. In particular, they can be used for the explanation of the stability of natural atmospheric plasma structures [6].

In the present work, using the formalism of Ref. [4], we will study the effective attraction between charged particles participating in spherically symmetric oscillations of a low temperature plasma. Recently radial plasma pulsations were considered in Refs. [7–10], in frames of both quantum and classical approaches, as a theoretical model of natural atmospheric plasmoids [6]. Unlike Ref. [4] here we will suggest that the stability of a plasma structure is provided by some other mechanisms, like various nonlinear [10, 11], or quantum [12] effects.

This work is organized as follows. In Sec. II we develop the general theory of the effective interaction between two charged particles via the exchange of an acoustic wave and apply it to electrons performing spherically symmetric oscillations in plasma. Then, in Sec. III, we evaluate the parameters of the effective potential and analyze the conditions when it results in the attraction between oscillating electrons. In Sec. IV we consider the application of the described effective interaction to the dynamics of natural long lived plasmoids. Finally, in Sec. V, we summarize our results.

## II. EFFECTIVE INTERACTION IN A SPHERICALLY SYMMETRIC PLASMA STRUCTURE

In this section we formulate the general dynamics of a spherically symmetric oscillation of low temperature plasma. The electron temperature should be less than the ionization potential of an atom. In this case both electron, ion, and neutral components can coexist in plasma. For hydrogen plasma this critical temperature  $\sim 10^5$  K. Then we consider the effective interaction between two oscillating electrons due to the exchange of a virtual acoustic wave and establish conditions when this interaction corresponds to repulsion and attraction between particles.

Suppose that one has excited a plasma oscillation in a low temperature plasma. In this situation both electrons and ions will oscillate with respect to neutral atoms. Note that electrons will oscillate with higher frequency than that of ions since their mobility is much bigger. If the density of neutral atoms is sufficiently high, charged particles will collide with neutral atoms generating perturbations of their density or even waves in the neutral component of plasma. Typically this process will result in the acoustic waves emission and finally in the energy dissipation in the system. However, if an acoustic wave is emitted coherently to be absorbed by another charged particle, one can expect the appearance of an effective interaction. The analogous phenomenon is well known in solid state physics [5]. In Ref. [4] there was a suggestion that such an effective interaction may well happen in a low temperature plasma.

In this work we will mainly discuss spherically symmetric plasma oscillations. The possibility of existence of such a plasma structure is predicted in both classical [8–11] and quantum [7, 12] cases. Stable classical plasma solitons can exist due to various plasma nonlinearities, which prevent the soliton collapse [13], whereas the stability of quantum plasma solitons is provided by the additional quantum pressure. In our study we do not specify physical processes underlying the stability of the plasma structure in question.

Omitting the motion of ions we can represent the plasma characteristics, like the electron density  $n_e$ , the electron velocity  $\mathbf{v}_e$ , and the electric field  $\mathbf{E}$ , in the following way:

$$\begin{aligned} n_e &= n_0 + n_1 e^{-i\omega t} + n_1^* e^{i\omega t} + \dots, \\ \mathbf{v}_e &= \mathbf{v}_1 e^{-i\omega t} + \mathbf{v}_1^* e^{i\omega t} + \dots, \\ \mathbf{E} &= \mathbf{E}_1 e^{-i\omega t} + \mathbf{E}_1^* e^{i\omega t} + \dots, \end{aligned} \quad (2.1)$$

where  $n_0$  is the background electron density and the index “1” stays for the oscillating parts of the electron density  $n_1$ , the electron velocity  $\mathbf{v}_1$ , and the electric field  $\mathbf{E}_1$ . As we study spherically symmetric plasma oscillation all the

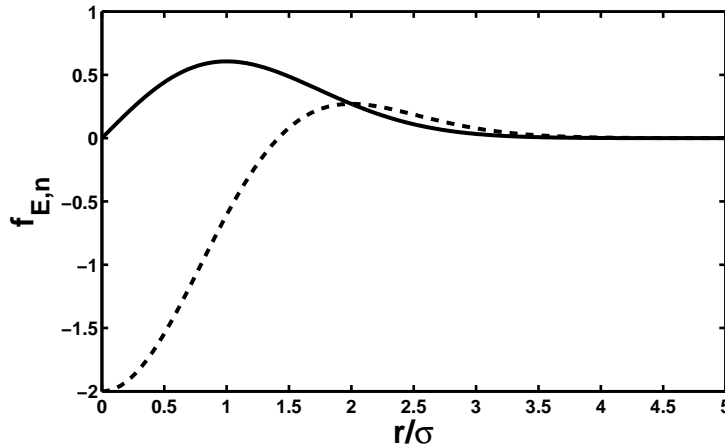


FIG. 1. The functions  $f_E = E_1/A\sigma$  (solid line) and  $f_n = -n_1/4\pi A$  (dashed line) versus the radius of a plasmoid.

functions in Eq. (2.1) depend only on the radial coordinate  $r$  as well as the vectors  $\mathbf{v}_1$  and  $\mathbf{E}_1$  have only the radial component.

Note that the frequency of plasma oscillation  $\omega$  in Eq. (2.1) is typically less than the Langmuir frequency for electrons  $\omega_p = \sqrt{4\pi e^2 n_0/m}$ , where  $e > 0$  is the proton charge and  $m$  is the mass of the electron. The discrepancy between  $\omega$  and  $\omega_p$  depends of the physical processes proving the soliton stability. For example, for a classical plasma soliton, which is treated with help of the perturbation theory [10, 11], it can be about 10%. However, if a system possesses a high degree of nonlinearity, the difference between  $\omega$  and  $\omega_p$  can be significant. We will suppose that  $\omega = \xi\omega_p$ , with  $\xi < 1$ .

The quantities  $n_1$ ,  $\mathbf{v}_1$ , and  $\mathbf{E}_1$  are related by the plasma hydrodynamic equations derived in Ref. [11],

$$\mathbf{v}_1 = -\frac{ie}{m\omega_p}\mathbf{E}_1 \quad (\nabla \cdot \mathbf{E}_1) = -4\pi en_1. \quad (2.2)$$

Therefore we can describe the plasma oscillation in terms of only one function, e.g.,  $E_1$ . The form of this function depends on the peculiar type of a soliton and is rather difficult to find analytically. Thus one should rely only on the numerical simulations of the soliton dynamics. Nevertheless we can use the following *ansatz* [14],

$$E_1(r) = Ar \exp\left(-\frac{r^2}{2\sigma^2}\right), \quad (2.3)$$

which describes quite accurately the dynamics of a soliton [15]. Now a plasmoid is described in terms of the amplitude  $A$  and the width  $\sigma$ . In Fig. 1 we show the schematic behaviour of the perturbations of electric field and number density of electrons.

As we mentioned above, rapidly oscillating electrons, described by Eqs. (2.1) and (2.3), can interact with neutral atoms generating oscillations in the neutral component of plasma. Under certain conditions these acoustic waves can be absorbed by other electrons producing an effective interaction between charged particles. The process of the exchange of a virtual acoustic wave between two electrons is schematically shown on Fig. 2.

At the second order of the perturbation theory the matrix element of the electrons interaction due to the exchange of the “quantum” of an acoustic wave has the form [5],

$$V_{kk'q} = \frac{2\hbar\omega_q |M_{k,k-q}|^2}{[E(k) - E(k-q)]^2 - (\hbar\omega_q)^2}, \quad (2.4)$$

where  $\omega_q$  is the frequency of a virtual acoustic wave,  $E(k)$  are the energy levels of an electron participating in rapid oscillations, and  $M_{k,k-q}$  is the matrix element of the electron’s interaction with the “quantum” of an acoustic wave taken in the first order of the perturbation theory. Note that an electron state in Eq. (2.4) is specified with help of the single quantum number  $k$  rather than of a vector  $\mathbf{k}$  since here we consider a radial motion of charged particles.

To determine the type of the effective interaction (2.4) one should examine the sign of the denominator in Eq. (2.4). The situation when  $|E(k) - E(k-q)| > \hbar\omega_q$  corresponds to the repulsion between electrons and  $|E(k) - E(k-q)| < \hbar\omega_q$  to the effective attraction. In the next section we will evaluate the energy change  $\Delta E = |E(k) - E(k-q)|$  in a collision with a neutral atom as well as the typical frequency of an acoustic wave  $\omega_q$ .

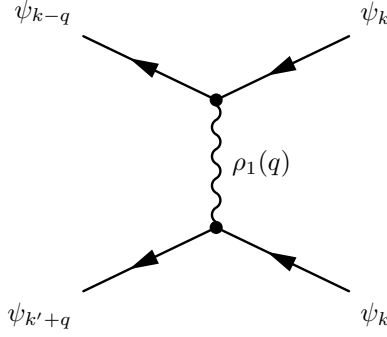


FIG. 2. The schematic illustration of the exchange between two oscillating electrons by a virtual acoustic wave. Initially electrons are in the states  $\psi_k$  and  $\psi_{k'}$  whereas their final states are  $\psi_{k-q}$  and  $\psi_{k'+q}$ . The definition of the “quantum” of an acoustic wave,  $\rho_1$ , is given in Eq. (3.2).

### III. PARAMETERS OF THE EFFECTIVE POTENTIAL

In this section we evaluate the parameters of the effective interaction (2.4) and show that under certain conditions it can be attractive. Then we estimate the magnitude of the effective interaction and compare it with typical kinetic energy of oscillating electrons.

To evaluate the energy change  $\Delta E$  of an electron while it emits an acoustic wave we should notice that this acoustic wave is generated when an electron collides with neutral atoms. Thus knowing the total power of acoustic waves emitted and the mean number of collisions with neutral atoms per unit time we can evaluate the energy change in a collision.

We describe the dynamics of neutral gas using a set of inhomogeneous hydrodynamic equations [16],

$$\frac{\partial \rho_a}{\partial t} + \nabla \cdot (\rho_a \mathbf{u}) = 0, \quad \rho_a \frac{\partial \mathbf{u}}{\partial t} + (\mathbf{u} \nabla) \mathbf{u} + \nabla p = \mathbf{F}, \quad (3.1)$$

where  $\rho_a$  is the mass density of neutral gas,  $\mathbf{u}$  is its velocity,  $p$  is the neutral gas pressure and  $\mathbf{F}$  is the rate of the momentum transfer per unit volume from an external source, which is the electron subsystem in our case, to the neutral gas. In Eq. (3.1) we suppose that the acoustic waves generation happens at the constant entropy. We should also supply Eq. (3.1) with the equation of state of the neutral gas,  $p = p(\rho_a)$ .

Taking into account the oscillatory character of the electron number density (2.1) we get that the external force  $\mathbf{F}$  should also have similar behaviour,  $\mathbf{F} = \mathbf{F}_1 e^{-i\omega t} + \mathbf{F}_1^* e^{i\omega t}$ . Linearizing Eq. (3.1) we obtain that pressure, velocity, and density of neutral gas also oscillate on the same frequency  $\omega$ :

$$p = p_0 + p_1 e^{-i\omega t} + p_1^* e^{i\omega t}, \quad \mathbf{u} = \mathbf{u}_1 e^{-i\omega t} + \mathbf{u}_1^* e^{i\omega t}, \quad \rho_a = \rho_0 + \rho_1 e^{-i\omega t} + \rho_1^* e^{i\omega t}, \quad (3.2)$$

where  $p_0$  and  $\rho_0$  are the equilibrium values. As in Eq. (2.1) the index “1” stays here for the perturbed quantities and higher harmonics are omitted.

Using Eq. (3.2) we can represent the linearized Eq. (3.1) for the neutral gas pressure as the inhomogeneous Helmholtz equation,

$$\nabla^2 p_1 + k^2 p_1 = (\nabla \cdot \mathbf{F}_1), \quad (3.3)$$

where  $k = \omega/c_a$  is the wave vector of the acoustic wave and  $c_a = \sqrt{(\partial p / \partial \rho_a)_S}$  is the sound velocity in the neutral gas, with the derivative being taken at the constant entropy. Note that acoustic waves will be emitted with the same frequency as plasma oscillation,  $\omega_q = \omega$ .

Now we should specify the type of the interaction between electrons and neutral atoms. According to the definition of the external force it can be represented as  $\mathbf{F}_1 = -n_a \nabla U$ , where  $n_a = \rho_0/M_a$  is the background number density of neutral atoms and  $M_a$  is the mass of an atom. We also suggest that only oscillating electrons contribute to the effective potential  $U(\mathbf{r})$  of the interaction of an acoustic wave with electrons,

$$U(\mathbf{r}) = \int d^3 \mathbf{r}' n_1(\mathbf{r}') K(\mathbf{r} - \mathbf{r}'), \quad (3.4)$$

where  $K(\mathbf{r})$  is the potential of interaction between an electron and a neutral atom. Let us choose the charge-dipole potential [17], which is a good model of the interaction between electrons and neutral atoms in low energy plasmas,

$$K(\mathbf{r}) = -\frac{\alpha e^2}{(|\mathbf{r}|^2 + r_0^2)^2}, \quad (3.5)$$

where  $r_0$  is the cut-off radius, which is of the order of the atomic size, and  $\alpha \sim r_0^3$  is the electric dipole polarizability of an atom.

Taking into account the general solution of Eq. (3.3),

$$p_1(\mathbf{r}) = -\frac{1}{4\pi} \int d^3\mathbf{r}' \frac{e^{ik|\mathbf{r}-\mathbf{r}'|}}{|\mathbf{r}-\mathbf{r}'|} (\nabla \cdot \mathbf{F}_1), \quad (3.6)$$

we can represent the total power, radiated in the form of the acoustic waves, in the following form:

$$\langle \dot{\mathcal{E}} \rangle = \int d^3\mathbf{r} (\mathbf{F}_1^* \mathbf{u}_1 + \mathbf{F}_1 \mathbf{u}_1^*) = \frac{8\pi n_a k^3}{\omega M_a} \left( \int_0^\infty dr r U(r) \sin kr \right)^2. \quad (3.7)$$

To derive Eq. (3.7) we suppose that the function  $U(r)$  rapidly decreases at big distances [see also Eq. (2.3)].

Now let us evaluate the number of collisions with neutral atoms per unit time at rapid oscillations of electrons. For this purpose it is more convenient to use the Lagrange variables:  $(r, t) \rightarrow (\rho, \tau)$ . Suppose that an oscillating electron is at the distance  $\rho$  from the center of the system and its law of motion has the form,  $r = \rho + \xi(\rho) \sin \omega \tau$ , where  $\xi$  is the amplitude of oscillations. Taking into account the continuity equation in Lagrange variables for a spherically symmetric system [10],  $n_0 \rho^2 = n_e r^2 (\partial r / \partial \rho)$ , and supposing that the amplitude  $\xi$  is not so big, i.e.  $n_1(r) \approx n_1(\rho)$ , we obtain the number of collisions per unit time as

$$|\dot{\mathcal{N}}| = 4n_a \sigma_s \omega \int_0^\infty \xi(\rho) n_1(\rho) \rho^2 d\rho = 4\sigma_s \omega \frac{n_a}{n_0} \int_0^\infty n_1(\rho) d\rho \int_0^\rho r^2 n_1(r) dr, \quad (3.8)$$

where  $\sigma_s$  is the cross section of the electron scattering on a neutral atom. To derive Eq. (3.8) we suppose that  $\xi(0) = 0$ , i.e. oscillations vanish at the center of the system.

Now we can evaluate the energy change in a collision with a neutral atom as  $\Delta E \sim \langle \dot{\mathcal{E}} \rangle / |\dot{\mathcal{N}}|$ . As it was mentioned above, the situation when  $|\Delta E|$  is less than the typical energy of the acoustic wave “quantum”,  $\hbar \omega_q$ , corresponds to the effective attraction between electrons. Besides this condition, for the effective interaction to become important for the dynamics of the system, its magnitude should be comparable with the typical kinetic energy of oscillating electrons. That is why we have to evaluate the matrix element of an acoustic wave generation by an oscillating electron  $M_{k,k-q}$  in Eq. (2.4).

This matrix element can be expressed in the following form:

$$M_{k,k-q} = \int d^3\mathbf{r} \psi_k^*(r) V(\mathbf{r}) \psi_{k-q}(r), \quad (3.9)$$

where  $V(\mathbf{r})$  is the energy of interaction of an electron and the acoustic field. The wave function of an electron  $\psi_k(r)$  in Eq. (3.9) can be taken in the form of a normalized spherical wave,

$$\psi_k(r) = \sqrt{\frac{k}{\pi}} \frac{\sin(kr)}{r}, \quad \int d^3\mathbf{r} \psi_k^*(r) \psi_{k'}(r) = 2\pi k \delta(k - k'), \quad (3.10)$$

since we study a localized oscillation. Generally speaking, in a realistic situation the wave function of an electron can differ from that in Eq. (3.10). However to get a rough estimate we can choose it in the form of Eq. (3.10).

Analogously to Eq. (3.4) we suggest that an electron scatters off the density perturbation caused by an acoustic wave, i.e. at the first order of the perturbation theory the effective potential  $V(\mathbf{r})$  has the following form (see, e.g., Ref. [4]):

$$V(\mathbf{r}) = \frac{1}{M_a} \int d^3\mathbf{r}' \rho_1(\mathbf{r}') K(\mathbf{r} - \mathbf{r}'), \quad (3.11)$$

where the energy of interaction between an electron and a neutral atom  $K(\mathbf{r})$  is given in Eq. (3.5). Note that in Eq. (3.11) we take into account only the oscillating part of the neutral gas density  $\rho_1$  [see Eq. (3.2)]. Accounting for Eqs. (3.5) and (3.9)-(3.11) we obtain the matrix element  $M_{k,k-q}$  as

$$M_{k,k-q} = \text{sign}(k - q) \sqrt{\left|1 - \frac{q}{k}\right|} \frac{2\alpha e^2}{r_0} \frac{k^2 \pi^3 n_a}{c_a^2 M_a} e^{-kr_0} \int_0^\infty dr r U(r) \sin kr. \quad (3.12)$$

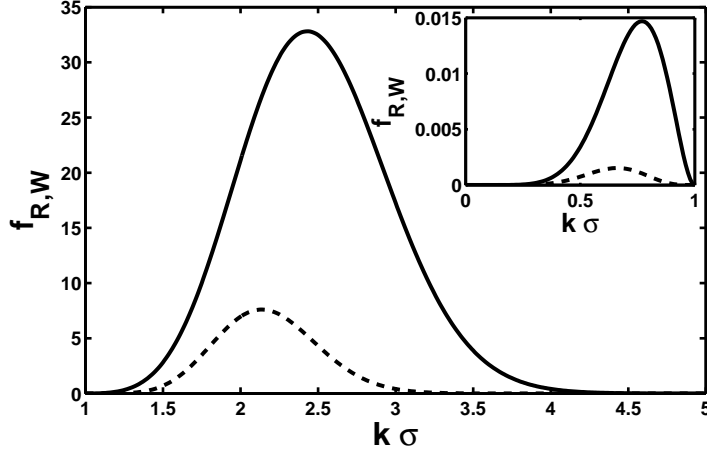


FIG. 3. The functions  $f_R$  (dashed line) and  $f_W$  (solid line) versus  $k\sigma > 1$ . The same functions are shown in the inset for  $0 < k\sigma < 1$ .

Here we take into account that both  $\rho_1$  and  $\rho_1^*$  contribute to the matrix element.

It is convenient to compare the effective interaction between oscillating electrons (2.4) with the typical value of the kinetic energy of an oscillating electron. Using Eq. (2.3) one gets this kinetic energy as

$$\langle E_k \rangle \sim \left( \int d^3\mathbf{r} |n_1| \right)^{-1} \int d^3\mathbf{r} n_1 \frac{m|\mathbf{v}_1|^2}{2} \approx 0.018 \frac{e^2 A^2 \sigma^2}{m\omega_p^2}, \quad (3.13)$$

where we take into account the relation between the main harmonic amplitudes of the electron gas presented in Eq. (2.2). Note that in Eq. (3.13) we take into account only the part of the kinetic energy due to the oscillating motion rather than the total energy which also includes the thermal contribution.

To analyze the behaviour of the effective interaction we rewrite Eq. (2.4) as  $V_{kk'q}/\langle E_k \rangle = W/(R-1)$ , where we introduce the new functions,

$$R = \left( \frac{\Delta E}{\hbar\omega_q} \right)^2 \approx \frac{1.7 \times 10^{-2}}{\xi^4} \left( \frac{\sigma}{10^{-7} \text{ cm}} \right)^{-4} f_R(k\sigma),$$

$$W = \frac{2|M_{k,k-q}|^2}{\hbar\omega_q \langle E_k \rangle} \approx \frac{0.67}{\xi^2} \left( \frac{n_a}{10^{21} \text{ cm}^{-3}} \right)^2 \left( \frac{\sigma}{10^{-7} \text{ cm}} \right)^{-3} f_W(k\sigma), \quad (3.14)$$

and  $f_R(x) = x^8(x^2-1)^2 e^{-2x^2}$  and  $f_W(x) = x^7(x^2-1)^2 e^{-x^2}$ . To derive Eq. (3.14) we use Eqs. (2.2) and (2.3) and the following plasma parameters:  $\alpha \sim 10^{-24} \text{ cm}^3$ ,  $r_0 \sim 10^{-8} \text{ cm}$ ,  $\sigma_s \sim 10^{-15} \text{ cm}^2$ ,  $M_a \sim 10^{-24} \text{ g}$ , and  $c_a \sim 10^5 \text{ cm/s}$ . The effective interaction turns out to be attractive when  $R < 1$ . The function  $W$  is the “magnitude” of the interaction expressed in terms of the mean kinetic energy of oscillating electrons (3.13).

In Fig. 3 we show the behavior of the functions  $f_{R,W}$  versus the dimensionless variable  $k\sigma = \omega\sigma/c_a$ . It can be seen that these functions have two maxima: the bigger ( $f_R = 7.73$  at  $k\sigma = 2.14$  and  $f_W = 32.68$  at  $k\sigma = 2.43$ ) and the smaller ones ( $f_R = 1.46 \times 10^{-3}$  at  $k\sigma = 0.66$  and  $f_W = 1.50 \times 10^{-2}$  at  $k\sigma = 0.77$ ), shown in the inset. Two maxima are due to the enhanced acoustic waves emissivity in the cavity, for  $0 < r < 1.41\sigma$ , and the hump of the electron density perturbation  $n_1$ , for  $r > 1.41\sigma$ , (see Fig. 1).

Using Eq. (3.14) and Fig. 3 we get the lower bound on the width of a plasmoid which the effective attraction between electrons takes place at,  $\sigma > 0.6 \times 10^{-7} \text{ cm}/\xi$ . To obtain this constraint we account for the bigger maximum of the function  $f_R$ .

In our analysis we take into account only interactions of oscillating electrons with neutral atoms. It is however known that oscillations of plasma are possible if the number of collisions  $\nu$  of background electrons per unit time is less than the oscillations frequency. Note that one should account for collisions only inside the plasmoid. Thus we get for this quantity  $\nu = v_T \sigma_s n_a V_{\text{eff}} n_0$ , where  $v_T = \sqrt{T/m}$  is the thermal electron velocity,  $V_{\text{eff}} = (4\pi/3) R_{\text{eff}}^3 = 17\sigma^3$  is the effective plasmoid volume, and  $R_{\text{eff}} = 1.6\sigma$  is the effective plasmoid radius calculated as  $R_{\text{eff}}^2 = \int E^2 r^2 dV / \int E^2 dV$  [see Eq. (2.3)].

Taking  $T = 10^3$  K and using Eq. (3.14) for the maximal value of the function  $W$ , corresponding to the strongest effective attraction, we get that plasma oscillations are possible, i.e.  $\nu < \omega$ , if  $\sigma < 1.9 \times 10^{-6} \text{ cm} \times \xi^{2/7}$ . Combining this result with the previously obtained lower bound for  $\sigma$ , one gets that the width of a soliton should be in the range,  $0.6 \times 10^{-7} \text{ cm}/\xi < \sigma < 1.9 \times 10^{-6} \text{ cm} \times \xi^{2/7}$ . Therefore for the effective attraction between oscillating electrons to take place the frequency of their oscillations should lie in the following range:  $0.07\omega_p < \omega < \omega_p$ . Note that for the chosen parameters the Debye length for electrons  $\lambda_D = v_T/\omega_p$  is of the order of  $R_{\text{eff}}$ .

#### IV. APPLICATIONS

In Sec. III we showed that the exchange of a virtual acoustic wave between two electrons participating in spherically symmetric oscillations may result in their effective attraction. The typical size of the plasma structure when the effective attraction becomes important, i.e. when it is comparable with the mean kinetic energy of oscillating particles, is quite small  $\sim 10^{-6} \text{ cm}$ . Although in the present work we do not analyze the physical processes which underlie the soliton existence, such a small size is the indication on the quantum nature of this plasma structure. For example, quantum plasma structures of the similar size were described in Ref. [7] on the basis of the solution of the nonlinear Schrödinger equation.

If the effective attraction between oscillating electrons is sufficiently strong, we may suggest that these particles can form a bound state. The formation of bound states between charged particles in plasma was studied previously. The mechanisms like the exchange of ion acoustic waves [2] and magnetic interaction [18] were discussed. Note that in our case the presence of a strong nonlinear effect is required to significantly diminish the frequency of oscillations,  $\omega < \omega_p$ . We suggest that the phenomenon of the bound states formation of electrons in plasma can be implemented inside of stable atmospheric plasmoids [6]. These kind of plasma structures appear during a thunderstorm and have the lifetime up to several minutes. Despite a great variety of models of natural plasmoids (see, e.g., Ref. [19]), they are likely to be a plasma based phenomenon.

To describe the long lifetime of a natural plasmoid in Ref. [20] it was suggested that a plasma inside this object is in the state with the reduced resistance. However such a plasma state was introduced phenomenologically without pointing out a physical mechanism which underlies it. We may suggest that the attractive interaction between electrons, described in the present work, with the subsequent formation of bound states can be responsible for reducing the resistance of plasma and thus can provide the required lifetime of a plasma structure.

For the existence of plasma oscillations the number of collisions of oscillating particles per unit time should be much less than the oscillations frequency –  $\nu \ll \omega$  – otherwise oscillations will decay. In Sec. III we checked that a weaker inequality  $\nu < \omega$  is satisfied. However, if a plasma is in the reduced resistance state and supposing that rather strong nonlinearity is present, i.e. a significant fraction of electrons participates in oscillations, we may expect that the condition  $\nu \ll \omega$  is satisfied in our case. In Sec. III we also obtained that for the chosen parameters the Debye length is of the order of the plasmoid size. In the opposite case, when  $R_{\text{eff}} \ll \lambda_D$ , oscillating electrons sometimes can pass through the plasma structure leading to the energy dissipation [13]. Although we do not violate the condition  $R_{\text{eff}} \gtrsim \lambda_D$ , the excessive energy dissipation can be avoided in the reduced resistance plasma state.

In the present work we described a plasmoid with a very small core  $\sim 10^{-6} \text{ cm}$ , whereas according to observations the visible diameter of a natural plasma structure is of the order of several centimeters [19]. Nevertheless, if one analyzes the photographs of this phenomenon available (see, e.g., Ref. [21]), one can conclude that, while moving in the atmosphere, a plasmoid left a trace which is much smaller than its visible size. It can be possible if a small and hot core exists inside a plasmoid. This core produces the ionization of air and leaves the observed trace. The visible dimensions of a plasmoid are likely to be attributed to auxiliary effects.

One more indication that the actual size of a natural plasma structure is much smaller than the visible one, is in the fact that sometimes it can pass through tiny holes and cracks, with the structure of the plasmoid being unchanged [22]. In many cases the materials which a plasmoid passes through are not damaged either. The most natural explanation of this unusual behavior is the suggestion of the small scale internal structure of the object.

Another evidence of the small size core of long lived plasma structures can be obtained from the laboratory experiments [23]. Plasmoids with nano-scale core were reported to be generated. Although the theoretical model for the interpretation of the results of these experiments is different from that proposed in our work, one can suggest that our mechanism of the effective attraction between electrons in plasma can be also implemented in these objects.

The reports of the energy content of natural plasma structures are rather different: along the objects with relatively small internal energy, the plasmoids possessing huge energy were observed [22]. The analysis of the present work is applicable for a low energy plasma structure which does not seem to have an internal energy source. That is why in Sec. III, while making numerical estimates, we took the temperature of electrons  $\sim 10^3$  K. We remind that the maximal electron temperature is  $\sim 10^5$  K. Note that the existence of low temperature plasmoids is not excluded by observations [22]. It is worth mentioning that, if the hypothesis of a reduced resistance plasma is valid and this

plasma state is implemented in a low energy plasmoid without an internal energy source, one can avoid the energy losses, plasma recombination, and provide the plasma structure stability.

## V. CONCLUSION

In this work we have discussed the effective interaction between electrons in low temperature plasma due to the exchange of virtual acoustic waves. The electron temperature of such a plasma should be low enough to allow the existence of both electrons, ions, and neutral atoms. In Sec. II we have derived the expression for the potential of this effective interaction (2.4) and considered a particular case of the effective interaction between electrons participating in spherically symmetric oscillations. We supposed that charged particles in plasma perform nonlinear oscillations and form a soliton like structure. However in our analysis we just used the commonly adopted *ansatz* for the electric field distribution (2.3) without going into details what kind of physical processes provides the soliton stability.

Then, in Sec. III, we have evaluated the parameters of the effective interaction. It has been established that under certain conditions the interaction is attractive and its strength can be comparable with mean kinetic energy of oscillating electrons. For this situation to happen, the typical size of a soliton should be quite small,  $\sim 10^{-6}$  cm. It is the indication that one should use the concept of quantum plasmas to describe the soliton stability.

Note that analogous effective interaction will also appear between ions and neutral atoms as well as between ions and electrons since Eq. (2.4) is of the universal type. However, in the former case the frequency of the ion oscillations is significantly less than  $\omega_p$  and the interaction will be always repulsive. In the latter case we should recall that electrons and ions interact mainly electromagnetically and the small contribution due to their mutual collisions will be negligible.

Finally, in Sec. IV, we have discussed the possible application of the obtained results to the description of stable natural plasma structures [6, 19]. According to our model [7, 9, 10] these objects can be implemented as a spherically symmetric plasma oscillations. Note that analogous idea was also discussed in Ref. [8]. To explain the long lifetime (up to several minutes) of a natural plasmoid we put forward a hypothesis that plasma could be in a reduced resistance state. The mechanism underlying the existence of such a state could be the exchange of virtual acoustic waves between oscillating electrons, described in Secs. II and III. We have also considered how the characteristics of a plasma structure, predicted in frames of our model, conform to the observed properties of natural plasmoids.

## ACKNOWLEDGMENTS

This work has been supported by Conicyt (Chile) through Programa Bicentenario PSD-91-2006. The author is thankful to S. I. Dvornikov, A. I. Nikitin, and V. B. Semikoz for helpful discussions.

- 
- [1] L. D. Landau and E. M. Lifshitz, *Statistical physics: part I*, (Oxford, Pergamon Press, 1980), 3rd ed., pp. 239–242.
  - [2] M. Nambu and H. Akama, Phys. Fluids **28**, 2300 (1985); M. Nambu, S. V. Vladimirov, and P. K. Shukla, Phys. Lett. A **203**, 40 (1995).
  - [3] P. K. Shukla and A. A. Mamun, *Introduction to dusty plasma physics*, (Bristol, IOP Publishing, 2002); V. N. Tsytovich, Phys. Uspekhi **50**, 409 (2007).
  - [4] A. A. Vlasov, *Nonlocal statistical mechanics*, (Moscow, Nauka, 1978), pp. 172–220; A. A. Vlasov and M. A. Yakovlev, Theor. Math. Phys. **34**, 124 (1978); *ibid.* **34**, 131 (1978).
  - [5] O. Madelung, *Introduction to solid-state theory*, (Berlin, Springer, 1978), pp. 228–240.
  - [6] M. Stenhoff, *Ball lightning: an unsolved problem in atmospheric physics*, (NY, Kluwer, 1999).
  - [7] M. Dvornikov, S. Dvornikov, and G. Smirnov, Appl. Math. Eng. Phys. **1**, 9 (2001), physics/0203044; M. Dvornikov and S. Dvornikov, in *Advances in plasma physics research*, vol. 5, ed. by F. Gerard (Nova Science Publishers, Inc., 2007), pp. 197–212, physics/0306157.
  - [8] M. L. Shmatov, J. Plasma Phys. **69**, 507 (2003); *ibid.* **72**, 277 (2006);
  - [9] M. Dvornikov, Phys. Scripta **81**, 055502 (2010), 1002.0764 [physics.plasm-ph]; *ibid.* **83**, 017004 (2011), 1101.1986 [physics.plasm-ph].
  - [10] M. Dvornikov, to be published in J. Plasma Phys., 1010.0701 [physics.plasm-ph].
  - [11] E. A. Kuznetsov, Sov. J. Plasma Phys. **2**, 178 (1976); M. M. Škorić and D. ter Haar, Physica C **98**, 211 (1980); E. W. Laedke and K. H. Spatschen, Phys. Rev. A **30**, 3279 (1984); T. A. Davydova, A. I. Yakimenko, and Yu. A. Zaliznyak, Phys. Lett. A **336**, 46 (2005), physics/0408023.
  - [12] F. Haas and P. K. Shukla, Phys. Rev. E **79**, 066402 (2009), 0902.3584 [physics.plasm-ph]; G. Simpson, C. Sulem, and P. L. Sulem, Phys. Rev. E **80**, 056405 (2009), 0910.1810 [math.AP].



- [13] M. V. Goldman, *Rev. Mod. Phys.* **56**, 709 (1984).
- [14] D. Anderson, *Phys. Rev. A* **27**, 3135 (1983).
- [15] O. Bang, *et al.*, *Phys. Rev. E* **66**, 046619 (2002), nlin/0201036.
- [16] U. Ingard, *Phys. Rev.* **145**, 41 (1966).
- [17] R. A. Buchingham, *Proc. R. Soc. A* **160**, 94 (1937).
- [18] B. E. Meierovich *Phys. Scr.* **29**, 494 (1984).
- [19] V. L. Bychkov, A. I. Nikitin, and G. C. Dijkhuis, in *The atmosphere and ionosphere: dynamics, processing and monitoring*, ed. by V. L. Bychkov, G. V. Golubkov, and A. I. Nikitin, (Heidelberg, Springer, 2010), pp. 201–373.
- [20] G. C. Dijkhuis, *Nature* **284**, 150 (1980); M. I. Zelikin, *J. Math. Sci.* **151**, 3473 (2008).
- [21] C. C. Burt, *Extreme weather*, (NY, W. W. Norton & Company, 2007), 2nd ed., p. 153; see also pp. 129–161 in Ref. [6].
- [22] See pp. 203–246 in Ref. [19].
- [23] J. Abrahamson, *Phil. Trans. R. Soc. A* **360**, 61 (2006); V. Dikhtyar and E. Jerby, *Phys. Rev. Lett.* **96**, 045002 (2006); S. K. Lazarouk, *et al.*, *JETP Lett.* **84**, 581 (2007); G. S. Paiva, *et al.*, *Phys. Rev. Lett.* **98**, 048501 (2007).