

Fully gapped superconductivity in Ni-pnictide superconductors BaNi_2As_2 and SrNi_2P_2

N Kurita^{1,2}, F Ronning¹, C F Miclea¹, Y Tokiwa^{1,3}, E D Bauer¹,
A Subedi^{4,5}, D J Singh⁴, H Sakai^{1,6}, J D Thompson¹ and
R Movshovich¹

¹ Los Alamos National Laboratory, Los Alamos, New Mexico 87545, USA

² National Institute for Materials Science, Tsukuba, Ibaraki 305-0003, Japan

³ I. Physikalisches Institut, Georg-August-Universität Göttingen, D-37077 Göttingen, Germany

⁴ Materials Science and Technology Division, Oak Ridge National Laboratory, Oak Ridge, Tennessee 37831-6114, USA

⁵ Department of Physics and Astronomy, University of Tennessee, Knoxville, Tennessee 37996-1200, USA

⁶ Advanced Science Research Center, Japan Atomic Energy Agency, Ibaraki 319-1195, Japan

E-mail: KURITA.Nobuyuki@nims.go.jp

Abstract. We have performed low-temperature specific heat C and thermal conductivity κ measurements on the Ni-pnictide superconductors BaNi_2As_2 ($T_c = 0.7$ K) and SrNi_2P_2 ($T_c = 1.4$ K). The temperature dependences $C(T)$ and $\kappa(T)$ of the two compounds are similar to the results of a number of s -wave superconductors. Furthermore, the concave field responses of the residual κ for BaNi_2As_2 rules out the presence of nodes on the Fermi surfaces. We postulate that fully gapped superconductivity could be universal for Ni-pnictide superconductors. Specific heat data on $\text{Ba}_{0.6}\text{La}_{0.4}\text{Ni}_2\text{As}_2$ shows a mild suppression of T_c and H_{c2} relative to BaNi_2As_2 .

1. Introduction

Since the discovery of superconductivity in $\text{LaFeAs}(\text{O},\text{F})$ [1], a number of studies have been performed for understanding the origin of high- T_c in the Fe-pnictide superconductors (SCs). The structure of superconducting gap symmetry, closely related with the pairing mechanism, is one of the most important issues to resolve. However, it remains still controversial whether superconductivity in Fe-pnictides is conventional, or unconventional with or without node(s) [2]. On the other hand, Ni-counterparts with the same crystal structure also superconduct [3]. Until now, it was reported that some Ni-pnictides had several properties in common with Fe-pnictides, for example, in structural transitions from tetragonal to lower symmetry [4, 5]. In contrast, there are crucial differences including the magnitude of T_c which does not exceed 5 K in any Ni-pnictide, the absence of magnetism, and a more three dimensional structure of the Fermi surface in Ni-pnictides [3, 5]. Therefore, it can be expected that identifying the SC gap symmetry of Ni-pnictides would yield a key information for that of Fe-pnictides.

Here, we present the results of low-temperature thermal transport measurements, as established powerful tools for probing low energy excited quasiparticles, on BaNi_2As_2

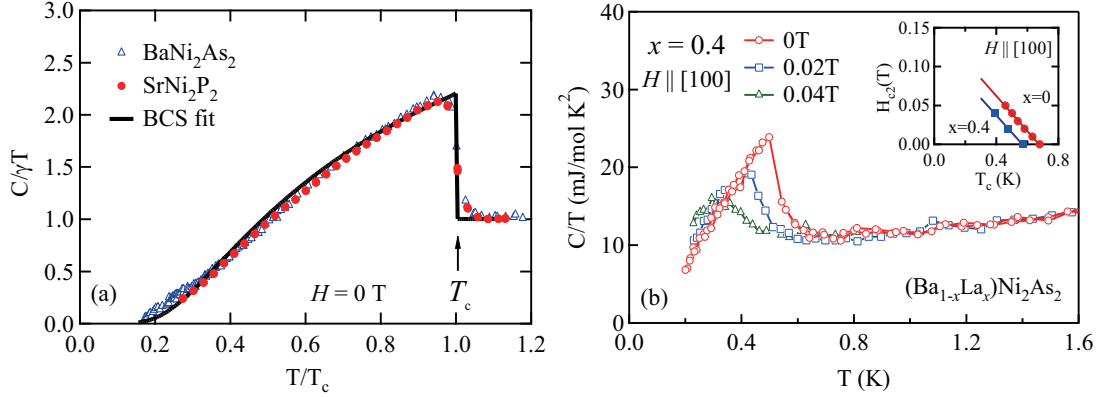


Figure 1. (Color online) (a) Scaled C/T vs T of BaNi_2As_2 and SrNi_2P_2 in zero field. Solid curve represents a BCS fit with the parameters found in Ref. [6]. (b) C/T vs T for $\text{Ba}_{1-x}\text{La}_x\text{Ni}_2\text{As}_2$ ($x = 0.4$) in several fields for $H \parallel ab$. The inset shows H_{c2} vs T_c in $x = 0$ [6] and 0.4 for $H \parallel ab$. The solid lines represent a least-squares fit to the data.

($T_c = 0.7 \text{ K}$) and SrNi_2P_2 ($T_c = 1.4 \text{ K}$) which exhibit structural transitions at 130 K [4] and at 325 K [5], respectively.

2. Experimental details

Single crystals of $\text{Ba}_{1-x}\text{La}_x\text{Ni}_2\text{As}_2$ ($x = 0$ and 0.4 nominal composition) and SrNi_2P_2 were grown in Pb-flux [4] and Sn-flux [5], respectively. Thermal conductivity was measured in a dilution refrigerator on plate-like crystals by a standard one-heater and two-thermometers technique with a heat current $q \parallel [100]$. Electrical resistivity was measured for electrical current $J \parallel [100]$, using the same crystal with the same electrical contacts as for the thermal conductivity measurements. Specific heat was measured in a dilution refrigerator by a standard heat-pulse method for $(\text{Ba},\text{La})\text{Ni}_2\text{As}_2$ and in a PPMS (Quantum Design) by a relaxation method for SrNi_2P_2 . Magnetic field was applied for $H \parallel [100]$. In the thermal conductivity study, we measured two samples from different growths denoted as #1 and #2.

3. Results and Discussion

Figure 1(a) shows the scaled C/T as a function of T/T_c of BaNi_2As_2 and SrNi_2P_2 in zero field. A nuclear quadrupole contribution arising from As was already subtracted in BaNi_2As_2 . A theoretical curve based on weak coupling BCS [6] can be fit to nearly identical data sets for the two compounds. This C/T behavior is in strong contrast to the results of nodal SCs such as Sr_2RuO_4 [7], which has a smaller jump at T_c as well as much more low energy excitations visible at low temperatures. Figure 1(b) shows C/T vs T of La-doped $\text{Ba}_{1-x}\text{La}_x\text{Ni}_2\text{As}_2$ ($x = 0.4$) in several fields for $H \parallel ab$. The inset displays the upper critical field H_{c2} vs T_c for $x = 0$ [6] and $x = 0.4$, determined by the midpoint of the jump in C/T . The initial slopes -0.23 T/K for $x = 0$ and -0.22 T/K for $x = 0.4$ give $H_{c2}(0) = 0.11 \text{ T}$ and 0.088 T , respectively, using $H_{c2}(0) = -0.7 T_c dH_{c2}/dT_c$ [8]. The reduction of T_c and $H_{c2}(0)$ by doping in BaNi_2As_2 is opposite to the enhancement of the two values in LaNiAsO by Sr- or F-doping [9, 10]. It should be noted that the similar enhancement of T_c and $H_{c2}(0)$ with doping was widely confirmed in Fe-pnictides [2].

Figure 2 shows the temperature dependence of thermal conductivity $\kappa(T)$ of (a) BaNi_2As_2 (#1 [6] and #2) and (b) SrNi_2P_2 . Heat current q and magnetic field H were applied in the directions $H \parallel q \parallel [100]$. For BaNi_2As_2 (#1), κ in zero field above T_c exhibits approximately

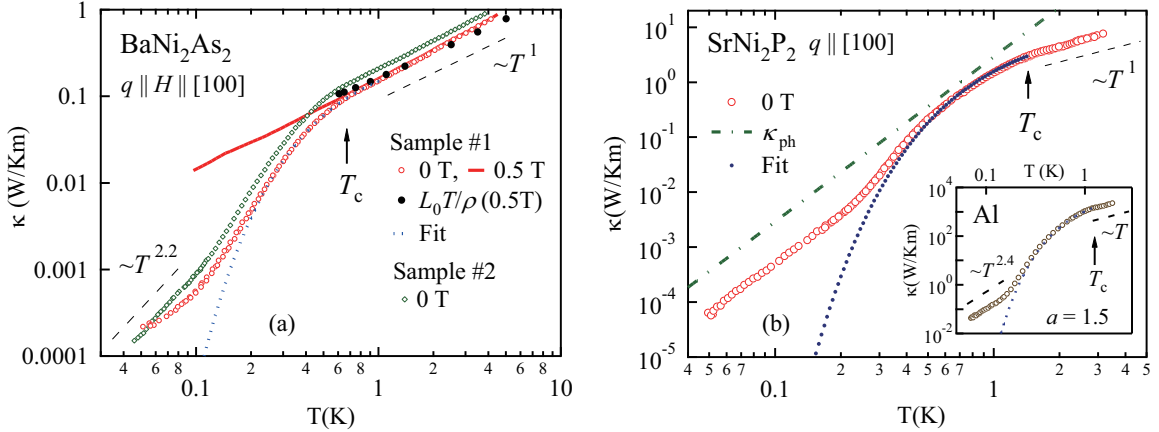


Figure 2. (Color online) κ vs T in (a) BaNi_2As_2 (#1 [6], #2) and (b) SrNi_2P_2 for heat current $q \parallel [100]$. Dotted lines show a fit to $\kappa(T)$ based on BCS theory defined as $\kappa = C \exp(-aT_c/T)$. Solid symbols in (a) represent the electronic thermal conductivity $\kappa_e = L_0 T / \rho$ with $L_0 = 2.45 \times 10^{-8} \text{ W}\Omega/\text{K}^2$ for 0.5 T ($\gg H_{c2}$), derived from resistivity data using the Wiedemann-Franz law. The inset of (b) exhibits κ versus T of Al with $T_c = 1.2 \text{ K}$ [14]. A dashed-dotted line ($\propto T^3$) is the upper limit for the phonon conductivity based on scattering from the crystal surfaces.

T -linear behavior and continues to lower temperature in the normal state at 0.5 T ($\gg H_{c2}$). Using the Wiedemann-Franz law, we estimate the electronic conductivity κ_e in the normal state through $\kappa_e = L_0 T / \rho$ with $L_0 = 2.44 \times 10^{-8} \text{ W}\Omega/\text{K}^2$ and the measured resistivity (ρ) data at 0.5 T as indicated by the solid symbols in Fig. 2(a). The close agreement of the estimated κ_e with the experimental κ indicates that the normal state thermal conductivity κ_n can be attributed mostly to electrons rather than phonons. In the superconducting state just below T_c , κ exhibits a BCS-like expression $\exp(-aT_c/T)$ as indicated by the dotted curves for BaNi_2As_2 and SrNi_2P_2 . It is worth noting that $a = 1.3$ (BaNi_2As_2) and 1.5 (SrNi_2P_2) are comparable to the values 1.3-1.5 obtained in conventional s -wave SCs Al, Sn and Zn [11]. At $T \ll T_c$, κ does not decrease as rapidly as expected from exponential behavior. Similar deviations from an exponential variation were found in a number of s -wave superconductors usually with a form of $\kappa \propto T^\alpha$ and are commonly attributed with phonon contributions. In fact, $\kappa \propto T^\alpha$ can be clearly seen in BaNi_2As_2 (#2) and SrNi_2P_2 with $\alpha = 2.2$ and 3, respectively although an anomalous behavior was found in BaNi_2As_2 (#1). In particular, $\alpha = 3$ in SrNi_2P_2 is equal to the value expected in a theoretical phonon conductivity $\kappa_{\text{ph}} \propto T^3$, as indicated by a dashed-dotted line [12] in Fig. 2(b), based on a crystal-boundary scattering model [11]. However, there is no consistent explanation why the exponent α ranges between 2 and 3 in many SCs. Note that $\kappa_{\text{ph}} \propto T^{2.2}$ was reported in BaFe_2As_2 which is a parent compound of Fe-pnictide SCs [13]. The $\kappa(T)$ behaviors in BaNi_2As_2 and SrNi_2P_2 discussed above are well consistent with the results of a number of s -wave superconductors including Al with $T_c = 1.2 \text{ K}$ [14] as can be seen in the inset of Fig. 2(b)

Figure 3 (a) shows low-temperature κ/T vs T^2 of BaNi_2As_2 in several fields $H \parallel q \parallel [100]$, not presented in Ref [6]. The rise in κ/T can only be attributed to κ_e , as κ_{ph} may only go down in magnetic field due to additional scattering from vortices in the mixed state. The straight lines are fits to $\kappa/T = \kappa_0/T + bT^2$, where κ_0/T is the residual term extrapolated to $T = 0 \text{ K}$ at each field. Figure 3(b) displays the normalized κ_0/T of BaNi_2As_2 for #1 ($H \perp q$ [6] and $H \parallel q$) and #2 ($H \perp q$), with respect to H/H_{c2} . In s -wave SCs, quasiparticles localized around the vortex

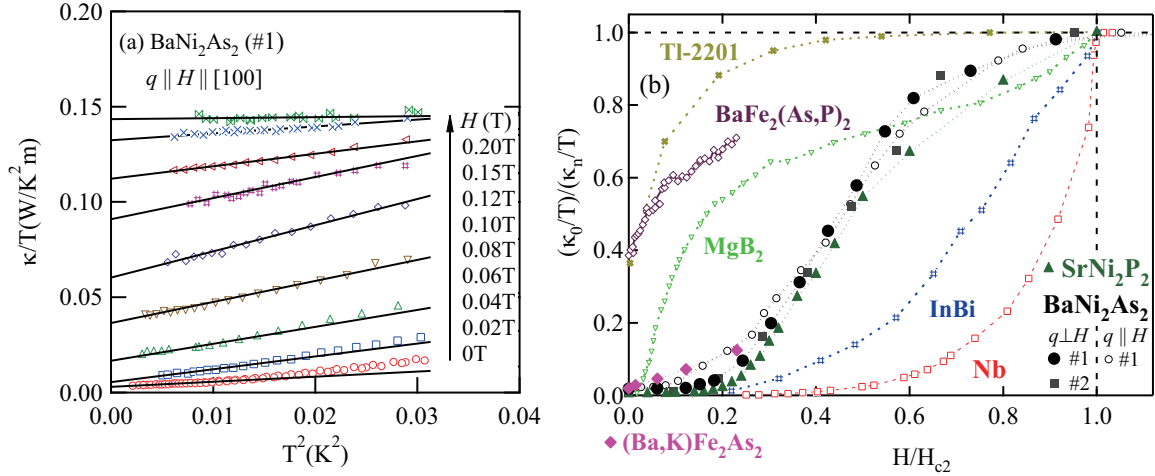


Figure 3. (Color online) (a) low-temperature κ/T vs T^2 of BaNi_2As_2 in several fields $H \parallel q \parallel [100]$. (b) Scaled residual linear term $(\kappa_0/T)/(\kappa_n/T)$ vs H/H_{c2} of BaNi_2As_2 for #1 ($H \perp q$ [6] and $H \parallel q$) and #2 ($H \parallel q$), and SrNi_2P_2 ($H \perp q$). Data for Nb (clean, fully gapped s -wave) [15], InBi (dirty, fully gapped s -wave) [18], MgB_2 (multi-band gap) [19], and Tl-2201 (d -wave with line nodes) [16] as well as Fe-pnictide SCs $(\text{Ba},\text{K})\text{Fe}_2\text{As}_2$ [20] and $\text{BaFe}_2(\text{As},\text{P})_2$ [21] are shown for comparison.

cores at low field ($> H_{c1}$) cannot carry heat until the intervortex distance gets so narrowed with field that quasiparticles can conduct between the vortices. This is the main reason why κ_0/T exhibits an exponential-like increase toward H_{c2} as seen for Nb data [15]. In contrast, for nodal SCs such as $\text{Tl}_2\text{Ba}_2\text{CuO}_{6+\delta}$ (Tl-2201) [16], κ_0/T exhibits a rapid enhancement in the low field region because of the excitation of nodal quasiparticles by the Volovik effect [17]. Therefore, the concave field dependences of κ_0/T at low field in BaNi_2As_2 (#1 and #2) and SrNi_2P_2 are clear evidence for fully gapped superconductivity.

The rapid increase of $\kappa(H)$ for BaNi_2As_2 and SrNi_2P_2 more closely resembles the dirty s -wave SCs such as InBi [18], than the clean case (i.e., Nb [15]), which is consistent with the specific heat analysis in BaNi_2As_2 [6]. The shoulder-like anomaly close to H_{c2} may reflect a spread in H_{c2} as reflected by the width of the heat capacity anomaly in field close to H_{c2} [6]. On the other hand, the shoulder might originate from multiband superconductivity although the anomaly is much less dramatic than in MgB_2 [19]. Further studies should be performed on cleaner crystals to resolve this issue.

As to Fe-pnictide SCs, there is no consistent conclusion for the superconducting pairing symmetry as can be inferred from fully gapped $(\text{Ba},\text{K})\text{Fe}_2\text{As}_2$ [20] and nodal $\text{BaFe}_2(\text{As},\text{P})_2$ [21], both of which have 30 K-class high- T_c . It is suggested that the strongly k -dependent gap function in Fe-pnictides could give rise to nodes on the Fermi surface [22–24]. First principles calculations show that the Fermi surface of the Ni-pnictide compounds is much more complicated than that of the Fe-pnictide compounds because of the two additional valence electrons in Ni relative to Fe [25, 26]. Accordingly, it is difficult to find any nodal plane which does not intersect the Fermi surface in the Ni-pnictide compounds. This leads to the conclusion that the superconducting pairing symmetry of BaNi_2As_2 and SrNi_2P_2 is most likely conventional s -wave rather than sign-reversing $\pm s$ -wave as suggested in Fe-pnictide SCs [27, 28].

4. Conclusion

To conclude, we have investigated the structure of the superconducting gap symmetry of BaNi_2As_2 and SrNi_2P_2 through low-temperature thermal transport measurements. The concave field variations of κ_0/T in the low field region have revealed that BaNi_2As_2 and SrNi_2P_2 are fully gapped SCs. This conclusion is also supported by the low-temperature dependences of κ and C .

Acknowledgment

We would like to thank I. Vekhter, M. Graf and S.-H. Baek for useful discussions. Work at Los Alamos National Laboratory was performed under the auspices of the US Department of Energy. Work at Oak Ridge was supported by the DOE, Division of Materials Sciences and Engineering.

References

- [1] Kamihara Y, T. Watanabe, M. Hirano, and H. Hosono 2008 *J. Am. Chem. Soc.* **130** 3296
- [2] K. Ishida, Y. Nakai, H. Hosono, 2009 *J. Phys. Soc. Jpn.* **78** 062001 and references therein.
- [3] Ronning F, Bauer E D, Park T, Kurita N, Klimczuk T, Movshovich R, Sefat A S, Mandrus D and Thompson J D 2009 *Physica C* **469** 396 and references therein.
- [4] Ronning F, Kurita N, Bauer E D, Scott B L, Park T, Klimczuk T, Movshovich R and Thompson J D 2008 *J. Phys.: Condens. Matter* **20** 342203
- [5] Ronning F, Bauer E D, Park T, Baek S -H, Sakai H, and Thompson J D 2009 *Phys. Rev. B* **79** 134507
- [6] Kurita N, Ronning F, Tokiwa Y, Bauer E D, Subedi A, Singh D J, Thompson J D and Movshovich R 2009 *Phys. Rev. Lett.* **102** 147004
- [7] Suzuki M, Tanatar M A, Kikugawa N, Mao Z Q, Maeno Y and Ishiguro T 2002 *Phys. Rev. Lett.* **88** 227004
- [8] Werthamer N R, Helfand E and Hohenberg P C 1966 *Phys. Rev.* **147** 295
- [9] Fang L, Yang H, Cheng P, Zhu X, Mu G and Wen H -H 2008 *Phys. Rev. B* **78** 104528
- [10] Li Z, Chen G F, Dong J, Li G, Hu W Z, Wu D, Su S K, Zheng P, Xiang T, Wang N L and Luo J L 2008 *Phys. Rev. B* **78** 060504(R)
- [11] Berman R 1976 *Thermal conduction in Solids* (Oxford Univ. Press, Oxford) and references therein
- [12] Kurita N, Ronning F, Miclea C F, Bauer E D, Thompson J D, Gofryk K, and Movshovich R 2010 in preparation
- [13] Kurita N, Ronning F, Miclea C F, Bauer, E D, Thompson J D, Sefat A S, McGuire M A, Sales B C, Mandrus D and Movshovich R 2009 *Phys. Rev. B* **79** 214439
- [14] Movshovich R, Hubbard M A, Salamon M B, Balatsky A V, Yoshizaki R, Sarrao J L and Jaime M 1998 *Phys. Rev. Lett.* **80** 1968.
- [15] Lowell J and Sousa J B 1970 *J. Low. Temp. Phys.* **3** 65
- [16] Proust C, Boaknin E, Hill P W, Taillefer L and Mackenzie A P 2002 *Phys. Rev. Lett.* **89** 147003
- [17] Volovik G E 1995 *JETP Lett.* **58** 469
- [18] Willis J and Ginsberg D 1976 *Phys. Rev. B* **14** 1916
- [19] Sologubenko A V, Jun J, Kazakov S M, Karpinski J and Ott H R 2002 *Phys. Rev. B* **66** 014504
- [20] Luo X G, Tanatar M A, Reid J Ph, Shakeripour H, Doiron-Leyraud N, Ni N, Bud'ko S L, Canfield P C, Luo H, Wang Z, Wen H H, Prozorov R and Taillefer L 2009 *Phys. Rev. B* **80** 140503
- [21] Hashimoto K, Yamashita M, Kasahara S, Senshu Y, Nakata N, Tonegawa S, Ikada K, Serafin A, Carrington A, Terashima T, Ikeda H, Shibauchi T and Matsuda Y 2010 *Phys. Rev. B* **81** 220501
- [22] Machida Y, Tomokuni K, Isono T, Izawa K, Nakajima Y and Tamegai T 2009 *J. Phys. Soc. Jpn.* **78** 073705
- [23] Dong J K, Zhou S Y, Guan T Y, Zhang H, Dai Y F, Qiu X, Wang X F, He Y, Chen X H and Li S Y 2010 *Phys. Rev. Lett.* **104** 087005
- [24] Reid J Ph, Tanatar M A, Luo X G, Shakeripour H, Doiron-Leyraud N, Ni N, Bud'ko S L, Canfield P C, Prozorov R and Taillefer L 2010 *cond-mat arXiv:1004.3804*
- [25] Subedi A and Singh D J 2008 *Phys. Rev. B* **78** 132511
- [26] Singh D J 2008 *Phys. Rev. B* **78** 094511
- [27] Mazin I I, Singh D J, Johannes M D and Du M H 2008 *Phys. Rev. Lett.* **101** 057003
- [28] Kuroki K, Usui H, Onari S, Arita R and Aoki H 2009 *Phys. Rev. B* **79** 224511