

Hidden Tree Structure is a Key to the Emergence of Scaling in the World Wide Web

ZHENG Bojin()^{*}

*School of Software, Tsinghua University, Beijing 100084, China
College of Computer Science,
South-Central University for Nationalities,
Wuhan 430074, China*

WANG Jianmin()[†]

School of Software, Tsinghua University, Beijing 100084, China

CHEN Guisheng()

Institute of Chinese Electronic Engineering, Beijing 100840, China

JIANG Jian()

*Institute of Command and Technology of Equipment,
Beijing 101416, China*

SHEN Xianjun()

*Dept. of Computer Science,
Central-China Normal University, Wuhan 430072, China*

(Dated: November 12, 2018)

Preferential attachment is the most popular explanation for the emergence of scaling behavior in the World Wide Web, but this explanation has been challenged by the global information hypothesis, the existence of linear preference and the emergence of new big internet companies in the real world. We notice that most websites have an obvious feature that their pages are organized as a tree (namely hidden tree) and hence propose a new model that introduces a hidden tree structure into the Erdős-Rényi model by adding a new rule: when one node connects to another, it should also connect to all nodes in the path between these two nodes in the hidden tree. The experimental results show that the degree distribution of the generated graphs would obey power law distributions and have variable high clustering coefficients and variable small average lengths of shortest paths. The proposed model provides an alternative explanation to the emergence of scaling in the World Wide Web without the above-mentioned difficulties, and also explains the “preferential attachment” phenomenon.

PACS numbers: 89.75.Fb, 89.20.Hh, 89.75.Kd

For nearly 50 years, people have believed that most real networks are Poisson random networks. This belief is based on the Erdős-Rényi model, which says that if every node in a network is randomly connected to other nodes with a constant probability, the distribution of degrees would obey a Poisson distribution. But Albert and Barabási[1] found that some real-world networks, like webpages, have power law degree distributions, that imply mechanisms other than pure randomness. They proposed a model, which is called the BA (Barabási-Albert) model, to explain the origins of power law degree distributions. In this model, every network would have initial seeds combined by a few nodes and the links between

them, and new nodes would connect to the existing nodes successively according to a linear probability that is proportional to the degrees of existing nodes. This model is coined as preferential attachment mechanism, which is similar to Yule Process[2, 3], Price’s model[4], and be a particular case of Simon Model[5, 6].

However, the BA model has been challenged for various reasons. First, in this model, every new node would know all the information about the whole network[7]. This hypothesis is called the global information hypothesis. As we know, this hypothesis is impossible in a large scale network because such huge quantities of data must be collected, stored, and processed. Second, every new node would make rational actions, not only attaching to other nodes by preference, but also acting according to the linear rule, which may lead to a correlation between degree and age of nodes[8–10]. This hypothesis must also be unsatisfactory. Lastly, when we apply the BA model

^{*}Electronic address: zhengbojin@gmail.com

[†]Electronic address: jimwang@tsinghua.edu.cn

to explain the phenomena in the real world, we will encounter another problem. According to this model, webpages with higher connectivity become more and more important, i.e., the rich get richer, which means small internet companies would not be able to challenge existing large companies. Yet Google, Facebook, etc. are clear examples of websites that grew from very small to very large in spite of pre-existing large competing companies.

Scientists have proposed a couple of new complements for the BA model to respond to these challenges. For examples, Alexei Vázquez proposed an “adding + walking” model to overcome the global information hypothesis[7]. Bianconi and Barabási have proposed an extension to the BA model to explain why the age and the degree are not correlated[11, 12]. Ravasz and Barabási have proposed a model based on the hierarchical organization[13], this paper tries to put “modularity, high degree of clustering and scale-free topology under a single roof”. But these models can not explain all these above-mentioned problems simultaneously.

Furthermore, preferential attachment is actually a variety of the Matthew effect[14]. The Matthew effect is actually a positive-feedback phenomenon. On the one hand, since it is a feedback, it probably could be accused of “a vicious circle”, like the events happened to Darwinism(Some theologian, biologists and logicians think that there exist vicious circles in Darwinism, so the fossils are very important evidences to defense Darwinism. Preferential attachment mechanism can be regarded as the evolution theory in the World Wide Web, and this mechanism is similar to Darwinism with a positive feedback, so this mechanism may also be regarded as “a vicious circle” from pure logic view. Similar to Darwinism, it would need new evidences to be proved.); on the other hand, since it is a phenomenon, it may not be regarded as a basic fact. Therefore, we may need a more foundational fact to produce this effect and then explain the power law distributions.

We notice that most websites organize their pages as a tree, but this remarkable feature would not be easily reduced from the data of links. For example, the biggest Chinese website, www.sina.com.cn, organized its pages in many fields like the news, the sports and the finance etc., and the finance would include the stock, the money and the futures etc., and so on. Why do most websites organize their pages as trees? It may owe to the fact that this kind of structure is easier to be understood by human visitors. In this circumstance, the links to identify the hierarchy play a role different from the other links in the World Wide Web, but all the links are not distinguished in the view of data mining since they have the same data format. Because the hierarchy is not easily reduced from the data of links, we called it “hidden tree” following to “Hidden Order” coined by John Holland[15].

Because the hidden tree structures of websites are constructed for coinciding with the recognition of principles inherent to humans, it would be reasonable that when one page is set to link to another, it probably would also

be set to link to the pages in the shortest path from this page to the destination page in the hidden tree(In computer science, an explicit rule to design a good website says that a good website would not make visitors use the buttons in web browsers, that is, designers should set links to help visitors trace backwards.).

Based on the assumptions above, a new model is proposed to try to explain the emergence of scaling in the World Wide Web. In the proposed model, 1) all nodes are organized as a hidden tree, 2) the graph is generated by the following two rules: a) every node has a probability (called as *activity*) to connect to arbitrary and randomly selected nodes; b) when the source node connects to another destination node, it also connects to all the nodes in the path from the source node to the destination node in the hidden tree. This model is similar to the Erdős-Rényi model, since every node would connect to the others with an invariant probability, but one place is different, that is, this selected source node would also connect to the destination node and other nodes according to the hidden tree.

Based on the idea of “hidden tree”, we assume that every website has a hidden tree structure and all the hidden trees can be organized as only one hidden tree by adding a virtual root node. So this model includes two parts: 1) the algorithm to construct the hidden tree; 2) the algorithm to generate the network according to constructed hidden tree. Since there exist many algorithm to generate a tree, so this paper does not focus on this problem; here this paper proposes an algorithm, which can be formally depicted as Fig. 1, to generate the network.

Assume that the hidden tree is an n -tree, where n is the average children nodes of every node. When $n = 2$, it is a binary tree. The number of nodes is denoted as N , and every node has a parameter *activity*. Moreover, we denote the adjacent matrix as *AdjMatrix* to represent the generating network, where the elements with value 1 represent existing links. We use *SelectANodeRandomly()* to represent the function to select a destination node randomly and we use *GetPath()* to represent the function to find all the nodes in the path from the source node to the destination node in the hidden tree.

For simplification, this model has set up some implicit assumptions. First, the hidden tree structure is simplified as an n -tree. That is, every webpage would have the same number of children webpages. Second, every webpage would have the same probability, i.e., *activity* to link to the other pages. Third, the hidden tree is static. Fourth, the rule to link to all the nodes in the path. Under these assumptions, this paper only focuses on this problem: whether the hidden tree structure will produce a power law distribution with a “preferential attachment” phenomenon or not, such that to provide a candidate to the explanation to the emergence of scaling in the World Wide Web.

This model is quite simple and has only three param-

```

0.Initialize AdjMatrix and generate the hidden tree;
1.for i=1:N
2.  act = activity;
3.  while act > 0
4.    rnd= random(0,1);
5.    if rnd < act
6.      nodenum = SelectANodeRandomly(HiddenTree);
7.      nodesInPath = GetPath(i, nodenum, HiddenTree);
8.      AdjMatrix(i, nodenum)=1;
9.      AdjMatrix(i, nodesInPath)=1;
a.    end if
b.    act = act -1;
c.  end while
d.end for

```

FIG. 1: The pseudocode of algorithm

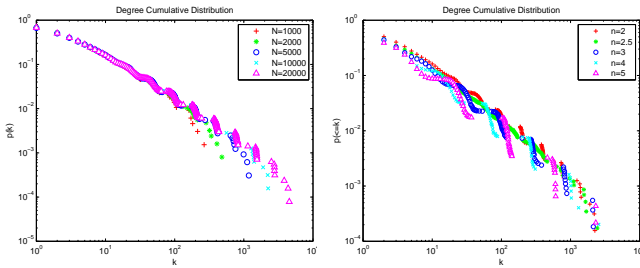


FIG. 2: Degree Cumulative Distribution When N Varies

FIG. 3: Degree Cumulative Distribution When n Varies

eters. If this model can be used to explain the emergence of scaling, the degree distribution of the generated networks would obey power law distribution, i.e. $P(k) \sim k^{-\gamma}$, here k is the degree and γ is a constant. The same as the BA model, we only discuss the in-degree distribution here. According to the experimental results, we found that this model is very robust to all these three parameters.

To validate the effect of the number of nodes N , we choose that $n = 2.0, activity = 0.4$ and $N = 1000, 2000, 5000, 10000, 20000$.

From Fig. 2 we can see that when the number of the nodes varies, the exponent γ does not vary. At the tails of the curves, there is an exponential cutoff. According to the locations of the cutoffs, when N increases, the cutoff moves right. This phenomenon shows that the cutoff originates from finite nodes. Moreover, from this figure, we can find that when N increases, jumps emerge from the curves. This effect may owe to discrete layers. Because of the randomness, the degrees of nodes in the same layer would be different, resulting in the jumps in the curves.

To validate the effect of the number of children n , we choose that $N = 10000, activity = 0.4$ and $n = 1.5, 2.0, 2.5, 5.5, 7.5$.

From Fig. 3 we can see that the curves are linear under log-log coordination, which make clear that in-degree

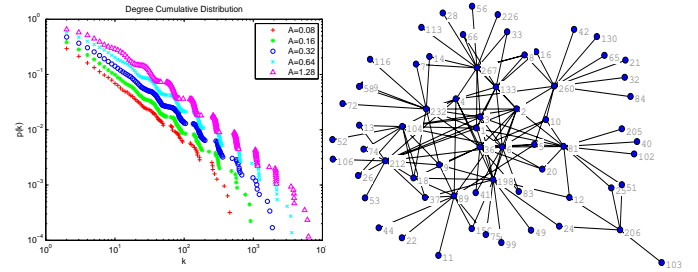


FIG. 4: Degree Cumulative Distribution When $activity$ Varies

FIG. 5: Giant Component When $activity = 0.04$

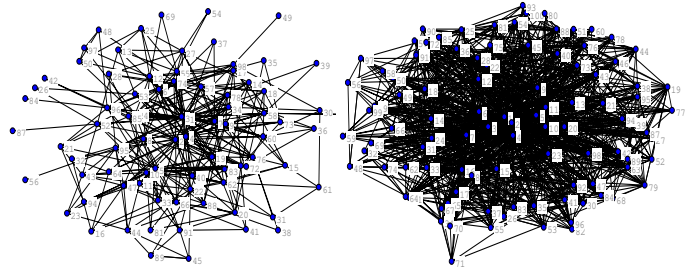


FIG. 6: Giant Component When $activity = 0.4$

FIG. 7: Giant Component When $activity = 2.0$

distributions satisfy power law distributions for different n .

To validate the effect of the parameter $activity$, we choose that $n = 2.0, N = 10000$ and $activity = 0.08, 0.16, 0.32, 0.64, 1.28$ (denoted as A).

From Fig. 4 we can see that the in-degree distributions also obey power law distributions for different $activity$.

The experimental results above show that the in-degree distributions of the generated networks always obey power law distributions regardless of different parameters.

If this model can explain the small-world effect, the generated network would have high clustering coefficient and small average value of shortest paths. According to the next experimental results, we found that the clustering coefficient is related to the parameter $activity$. When $activity$ increases slowly, the pattern of the generated network initially is community-like structure, secondly small world, finally super small world. Of course, it would be a complete graph when $activity$ is large enough.

For visualizing the experimental results, we choose $N = 300, n = 2, activity = 0.04$, and $N = 100, n = 2, activity = 0.4$ and 2.0 .

From Fig. 5 we can see that when $activity = 0.04$, the giant component of the generated network looks like to have community-like structures. As to Fig. 6, the clustering coefficient increases notably. Fig. 7 is not a complete graph, but it has a larger clustering coefficient. Moreover, the larger the average clustering coefficient are, the smaller the average shortest paths are. These

results show that the small world effect does not conflict with the scale free property in this model.

In general, preferential attachment is widely accepted as the explanation of emergence of scaling in the World Wide Web. However, challenges are difficult to be exiled by this mechanism itself. The proposed model employs an obvious feature in the World Wide Web, hidden tree structure, and produces valuable results. First, the proposed model can also generate networks whose degree distributions obey power law distributions. This conclusion implies that this model is a possible candidate to the explanation of mechanism of power law distribution in the World Wide Web. Second, the proposed model has no the global information hypothesis, i.e., it is unnecessary that every node would access all the nodes in the network. Third, the proposed model does not include the obvious preference (In another view, the hidden tree can be regarded as a kind of preference). Instead of the preference, this model provides a reasonable explanation that when one page connects to another, the creator of this link tends to assume that the visitors would be interested in the generalized topic. Fourth, the proposed model integrates the small-world effect which can be controlled by one parameter. Fifth, the proposed model can be used to explain the emergence of Google and Facebook etc. Since no time-dependent relationship in the proposed model, the emergence of new companies means the insertion of subtrees, which may means “niche”. Moreover, the proposed model has a useful feature that every node can take actions in a total parallelism, which means that the generated scale-free networks are “stable”, independent of the time parameter of evolving process.

This proposed model does not refer to the “preference” directly, but it still includes the reasonable ingredient of “preferential attachment”. From the generated networks, for examples, Fig. 5-Fig.7, we can find that the nodes with higher connectivity are closer to the center of networks, so we conclude that the hidden tree structure

model could be regarded as a possible foundational fact to some kinds of “Matthew effects”.

We can also extend this model. For example, if we set all the leaf nodes in the hidden tree active, that is, they can link to other nodes; and set the others inactive, that is, they only accept the links, then this model could be easily reduced to a classic kind of combinations of exponentials[16–19], and here the hidden tree structure becomes the perfect carrier of exponentials. In general, regardless of these mechanisms, the hidden tree structure may be a key to the emergence of scaling in the World Wide Web.

Though this model is proposed to explain the emergence of scaling in the World Wide Web, it may be also used to explain food webs, wealth condensation etc. These phenomena include hidden trees too, and the metaphors in these fields would be very interesting. For instance, if hidden tree structure can produce power-law wealth distribution, according to the inverse theorem, any actions on eliminating the uneven wealth distribution would be impossible, since it should destroy the hidden tree structure, which may mean social or economical structure, therefore lead to a serious economic degeneration. These results would be discussed in the future work.

Acknowledgments

The authors gratefully thank Prof. Deyi Li, Dr. Chunlai Zhou, Dr. Oskar Burger, Prof. JinHu Lü, Mr. Haisu Zhang and Mr. Shuqing Zhang for valuable discussions and helps. This work has been supported by the National Grand Fundamental Research 973 Program of China under Grant No. 2007CB310804 and National Science Foundation of China under Grant No. 60803095 and SCUEC Foundation under Grant No. YZZ06025.

-
- [1] Barabási A L and Albert R 1999 *Science* 286 509
 - [2] Willis J C and Yule G U 1922 *Nature* 109 177
 - [3] Yule G U 1925 *Philos. Trans. R. Soc. London B* 213 21
 - [4] Price D 1965 *Science* 149 510
 - [5] Bornholdt S and Ebel H 2000 arXiv:cond-mat/0008465
 - [6] Bornholdt S and Ebel H 2001 *Phys. Rev. E* 64 035104(R)
 - [7] Vázquez A 2000 arXiv:cond-mat/0006132v4
 - [8] Krapivsky P L and Redner S 2001 *Phys. Rev. E* 63 066123
 - [9] Adamic L A and Huberman B A 2000 *Science* 287 2115
 - [10] Barabási A L, Albert R, Jeong H and Bianconi G 2000 *Science* 287 2115a
 - [11] Bianconi G and Barabási A L 2001 *Phys. Rev. Lett.* 86 5632
 - [12] Bianconi G and Barabási A L 2001 *Europhys. Lett.* 54 436
 - [13] Ravasz E and Barabási A L 2003 *Phys. Rev. E* 67 026112
 - [14] Merton R K 1968 *Science* 159 56
 - [15] Holland J 1995 (Massachusetts, USA:Perseus Books)
 - [16] Newman M E J 2005 *Contemp Phys* 46 323
 - [17] Reed W J and Hughes B D 2002 *Phys. Rev. E* 66 067103
 - [18] Miller G A 1957 *Am J Psychol* 70 311
 - [19] Li W 1992 *IEEE Trans. Inf. Theory* 38 1842