

Derivative Pricing under Asymmetric and Imperfect Collateralization and CVA *

Masaaki Fujii[†], Akihiko Takahashi[‡]

First version: November 30, 2010

Current version: March 31, 2011

Abstract

The importance of collateralization through the change of funding cost is now well recognized among practitioners. In this article, we have extended the previous studies of collateralized derivative pricing to more generic situation, that is asymmetric and imperfect collateralization as well as the associated CVA. We have presented approximate expressions for various cases using Gateaux derivative which allow straightforward numerical analysis. Numerical examples for CCS (cross currency swap) and IRS (interest rate swap) with asymmetric collateralization were also provided. They clearly show the practical relevance of sophisticated collateral management for financial firms. The valuation and the associated issue of collateral cost under the one-way CSA (or unilateral collateralization), which is common when SSA (sovereign, supranational and agency) entities are involved, have been also studied. We have also discussed some generic implications of asymmetric collateralization for netting and resolution of information.

Keywords : swap, collateral, derivatives, Libor, currency, OIS, EONIA, Fed-Fund, CCS, basis, risk management, HJM, FX option, CSA, CVA, term structure, SSA, one-way CSA

*This research is supported by CARF (Center for Advanced Research in Finance) and the global COE program “The research and training center for new development in mathematics.” All the contents expressed in this research are solely those of the authors and do not represent any views or opinions of any institutions. The authors are not responsible or liable in any manner for any losses and/or damages caused by the use of any contents in this research.

[†]Graduate School of Economics, The University of Tokyo

[‡]Graduate School of Economics, The University of Tokyo

1 Introduction

In the last decade, collateralization has experienced dramatic increase in the derivative market. According to the ISDA survey [11], the percentage of trade volume subject to collateral agreements in the OTC (over-the-counter) market has now become 70%, which was merely 30% in 2003. If we focus on large broker-dealers and the fixed income market, the coverage goes up even higher to 84%. Stringent collateral management is also a crucial issue for successful installation of CCP (central clearing parties).

Despite its long history in the financial market as well as its critical role in the risk management, it is only after the explosion of Libor-OIS spread following the collapse of Lehman Brothers that the effects of collateralization on derivative pricing have started to gather strong attention among practitioners. In most of the existing literatures, collateral cost has been neglected, and only its reduction of counterparty exposure have been considered. The work of Johannes & Sundaresan (2007) [12] was the first focusing on the cost of collateral, which studied its effects on swap rates based on empirical analysis. As a more recent work, Piterbarg (2010) [13] discussed the general option pricing using the similar formula to take the collateral cost into account.

In a series of works of Fujii, Shimada & Takahashi (2009) [7, 8] and Fujii & Takahashi (2010,2011) [9, 10], modeling of interest rate term structures under collateralization has been studied, where cash collateral is assumed to be posted continuously and hence the remaining counterparty credit risk is negligibly small. In these works, it was found that there exists a direct link between the cost of collateral and CCS (cross currency swap) spreads. In fact, one cannot neglect the cost of collateral to make the whole system consistent with CCS markets, or equivalently with FX forwards. Making use of this relation, we have also shown the significance of a "cheapest-to-deliver" (CTD) option implicitly embedded in a collateral agreement in Fujii & Takahashi (2011) [10].

The previous works have assumed bilateral and symmetric collateralization, where the two parties post the same currency or choose the optimal one from the same set of eligible currencies. Although symmetric collateral agreement is widely used, asymmetric situation can also arise in the actual market. If there is significant difference in credit qualities between two parties, the relevant CSA (credit support annex, specifying all the details of collateral agreements) may specify asymmetric collateral treatments, such as unilateral collateralization and asymmetric collateral thresholds. Especially, when SSA (sovereign, supranational and agency) clients are involved, one-way CSA is quite common: SSA entities refuse to post collateral but require it from the counterpart financial firms. One-way CSA is now becoming a hot issue among practitioners [14]. Since the financial firm needs to enter two-way CSA (or bilateral collateralization) to hedge the position in financial market, there appears a significant cash-flow mismatch. In addition, as we will see later, the financial firm may suffer from the significant loss of mark-to-market value due to the rising cost of collateral.

Asymmetric collateralization, even if the details specified in CSA are symmetric, may also arise effectively due to the different level of sophistication of collateral management between the two parties. For example, one party can only post single currency due to the lack of easy access to foreign currency pools or flexible operational system while the other chooses the cheapest currency each time it posts collateral. It should be also important to understand the change of CVA (credit value adjustment) under collateralization.

Although, it is reasonable in normal situations to assume most of the credit exposure is eliminated by collateralization for standard products, such as interest rate swaps, preparing for credit exposure arising from the deviation from the perfect collateral coverage should be very important for the risk management, particularly for complex path-dependent contracts, for which it is unlikely to achieve complete price agreements between the two parties.

This work has extended the previous research to the more generic situations, that is asymmetric and imperfect collateralization. The formula for the associated CVA is also derived. We have examined a generic framework which allows asymmetry in a collateral agreement and also imperfect collateralization, and then shown that the resultant pricing formula is quite similar to the one appearing in the work of Duffie & Huang (1996) [3]. Although the exact solution is difficult to obtain, Gateaux derivative allows us to get approximate pricing formula for all the cases in the unified way. In order to see the quantitative impacts, we have studied IRS (interest rate swap) and CCS with an asymmetric collateral agreement. We have shown the practical significance for both cases, which clearly shows the relevance of sophisticated collateral management for all the financial firms. Those carrying out optimal collateral strategy can enjoy significant funding benefit, while the others incapable of doing so will have to pay unnecessary expensive cost. We also found the importance of cost of collateral for the evaluation of CVA. The present value of future credit exposure can be meaningfully modified due to the change of effective discounting rate, and can be also affected by the possible dependency between the collateral coverage ratio and the counter party exposure. There also appear a new contribution called CCA (collateral cost adjustment) that purely represents the adjustment of collateral cost due to the deviation from the perfect collateralization.

After the collapse of Lehman Brothers, investors have been suffering from the loss of transparency of prices provided by broker-dealers, each of them quotes quite different bids and offers. This is mainly because the financial firms started to pay more attention to counter party credit risk and also because there was no consensus for the proper method of discounting of future cash flows for secured contracts with collateral agreements. However, the situation is now changing. Recently, SwapClear of LCH.Clearnet group, which is one of the largest clearing house in the world, started to use OIS (overnight index swap) curve to discount the future cash flows of swaps. This is one of the examples that the market benchmark quotes for the standardized products are converging to the perfectly collateralized ones with standard symmetric CSA. We also think that this should be the only possible way to achieve enough price transparency, since otherwise we need the portfolio and counterparty specific adjustment. Our formulation is based on the above understanding and derives CCA and CVA as a deviation from the collateralized benchmark price, which should be useful for practitioners who are required clear explanation for each additional charge to their clients.

We have also discussed some interesting implications for financial firm's behavior under (almost) perfect collateralization. One observes that the strong incentives for advanced financial firms to exploit funding benefit may reduce overall netting opportunities in the market, which can be a worrisome issue for the reduction of the systemic risk in the market.

2 Generic Formulation

In this section, we consider the generic pricing formula. As an extension from the previous works, we allow asymmetric and/or imperfect collateralization with bilateral default risk. We basically follow the setup in Duffie & Huang (1996) [3] and extend it so that we can deal with cost of collateral explicitly. The approximate pricing formulas that allow simple analytic treatment are derived by Gateaux derivatives.

2.1 Fundamental Pricing Formula

2.1.1 Setup

We consider a filtered probability space $(\Omega, \mathcal{F}, \mathbb{F}, Q)$, where $\mathbb{F} = \{\mathcal{F}_t : t \geq 0\}$ is sub- σ -algebra of \mathcal{F} satisfying the *usual* conditions. Here, Q is the spot martingale measure, where the money market account is being used as the numeraire. We consider two counterparties, which are denoted by party 1 and party 2. We model the stochastic default time of party i ($i \in \{1, 2\}$) as an \mathbb{F} -stopping time $\tau^i \in [0, \infty]$, which are assumed to be totally inaccessible. We introduce, for each i , the default indicator function, $H_t^i = \mathbf{1}_{\{\tau^i \leq t\}}$, a stochastic process that is equal to one if party i has defaulted, and zero otherwise. The default time of any financial contract between the two parties is defined as $\tau = \tau^1 \wedge \tau^2$, the minimum of τ^1 and τ^2 . The corresponding default indicator function of the contract is denoted by $H_t = \mathbf{1}_{\{\tau \leq t\}}$. The Doob-Meyer theorem implies the existence of the unique decomposition as $H^i = A^i + M^i$, where A^i is a predictable and right-continuous (it is continuous indeed, since we assume total inaccessibility of default time), increasing process with $A_0^i = 0$, and M^i is a Q -martingale. In the following, we also assume the absolute continuity of A^i and the existence of progressively measurable non-negative process h^i , usually called the hazard rate of counterparty i , such that

$$A_t^i = \int_0^t h_s^i \mathbf{1}_{\{\tau^i > s\}} ds, \quad t \geq 0. \quad (2.1)$$

For simplicity we also assume that there is no simultaneous default with positive probability and hence the hazard rate for H_t is given by $h_t = h_t^1 + h_t^2$ on the set of $\{\tau > t\}$.

We assume collateralization by cash which works in the following way: *if the party i ($i \in \{1, 2\}$) has negative mark-to-market, it has to post the cash collateral¹ to the counterparty j ($j \neq i$), where the coverage ratio of the exposure is denoted by $\delta_t^i \in \mathbb{R}_+$. We assume the margin call and settlement occur instantly. Party j is then a collateral receiver and has to pay collateral rate c_t^j on the posted amount of collateral, which is $\delta_t^i \times (|\text{mark-to-market}|)$, to the party i . This is done continuously until the end of the contract. A common practice in the market is to set c_t^i as the time- t value of overnight (ON) rate of the collateral currency used by the party i . We emphasize that it is crucially important to distinguish the ON rate c^i from the theoretical risk-free rate of the same currency r^i , where both of them are progressively measurable. The distinction is necessarily for the unified treatment of different collaterals and for the consistency with cross currency basis spreads, or equivalently FX forwards in the market (See, Sec. 6.4 and Ref. [10] for details.).*

¹According to the ISDA survey [11], more than 80% of collateral being used is cash. If there is a liquid repo or security-lending market, we may also carry out similar formulation with proper adjustments of its funding cost.

We consider the assumption of continuous collateralization is a reasonable proxy of the current market where daily (even intra-day) margin call is becoming popular. We are mainly interested in well-collateralized situation where $\delta_t^i \simeq 1$, however, we do also include the under- as well as over-collateralized cases, in which we have $\delta_t^i < 1$ and $\delta_t^i > 1$, respectively. Although it may look slightly odd to include the $\delta_t^i \neq 1$ case under the continuous assumption at first sight, we think that allowing under- and over-collateralization makes the model more realistic considering the possible price dispute between the relevant parties, which is particularly the case for exotic derivatives. Most of the long dated exotics, such as PRDC and CMS-related products, contain path-dependent knock-out or early redemption triggers, which makes the sizable price disagreements between the two parties almost inevitable. Because of the model uncertainty, the price reconciliation is usually done in ad-hoc way, say taking an average of each party's quote. As a result, even after the each margin settlement, there always remains sizable discrepancy between the collateral value and the model implied fair value of the portfolio. Therefore, even in the presence of timely margining, the inclusion of generic collateral coverage ration taking value bigger or smaller than 1 should be important for portfolios containing exotics.

Under the assumption, the remaining credit exposure of the party i to the party j at time t is given by

$$\max(1 - \delta_t^j, 0) \max(V_t^i, 0) + \max(\delta_t^i - 1, 0) \max(-V_t^i, 0) ,$$

where V_t^i denotes the mark-to-market value of the contract from the view point of party i . The second term corresponds to the over-collateralization, where the party i can only recover the fraction of overly posted collateral when party j defaults. We denote the recovery rate of the party j , when it defaults at time t , by the progressively measurable process $R_t^j \in [0, 1]$. Thus, the recovery value that the party i receives can be written as

$$R_t^j \left(\max(1 - \delta_t^j, 0) \max(V_t^i, 0) + \max(\delta_t^i - 1, 0) \max(-V_t^i, 0) \right) . \quad (2.2)$$

As for notations, we will use a bracket "()" when we specify type of currency, such as $r_t^{(i)}$ and $c_t^{(i)}$, the risk-free and the collateral rates of currency (i), in order to distinguish it from that of counter party. We also denote a spot FX at time t by $f_{xt}^{(i,j)}$ that is the price of a unit amount of currency (j) in terms of currency (i). We assume all the technical conditions for integrability are satisfied throughout this paper.

2.1.2 Pricing Formula

We consider the ex-dividend price at time t of a generic financial contract made between the party 1 and 2, whose maturity is set as T ($> t$). We consider the valuation from the view point of party 1, and define the cumulative dividend D_t that is the total receipt from party 2 subtracted by the total payment from party 1. We denote the contract value as S_t and define $S_t = 0$ for $\tau \leq t$. See Ref.[3] for the technical details about the regularity conditions which guarantee the existence and uniqueness of S_t . Under these assumptions

and the setup give in Sec.2.1.1, one obtains

$$S_t = \beta_t E^Q \left[\int_{]t, T]} \beta_u^{-1} \mathbf{1}_{\{\tau > u\}} \left\{ dD_u + (y_u^1 \delta_u^1 \mathbf{1}_{\{S_u < 0\}} + y_u^2 \delta_u^2 \mathbf{1}_{\{S_u \geq 0\}}) S_u du \right\} \right. \\ \left. + \int_{]t, T]} \beta_u^{-1} \mathbf{1}_{\{\tau \geq u\}} \left(Z^1(u, S_{u-}) dH_u^1 + Z^2(u, S_{u-}) dH_u^2 \right) \middle| \mathcal{F}_t \right], \quad (2.3)$$

on the set of $\{\tau > t\}$. Here, $y^i = r^i - c^i$ denotes a spread between the risk-free and collateral rates of the currency used by party i , which represents the instantaneous return from the collateral being posted, i.e. it earns r^i but subtracted by c^i as the payment to the collateral payer. $\beta_t = \exp\left(\int_0^t r_u du\right)$ is a money market account for the currency on which S_t is defined. Z^i is the recovery payment from the view point of the party 1 at the time of default of party i ($\in \{1, 2\}$):

$$Z^1(t, v) = \left(1 - (1 - R_t^1)(1 - \delta_t^1)^+\right) v \mathbf{1}_{\{v < 0\}} + \left(1 + (1 - R_t^1)(\delta_t^2 - 1)^+\right) v \mathbf{1}_{\{v \geq 0\}} \quad (2.4)$$

$$Z^2(t, v) = \left(1 - (1 - R_t^2)(1 - \delta_t^2)^+\right) v \mathbf{1}_{\{v \geq 0\}} + \left(1 + (1 - R_t^2)(\delta_t^1 - 1)^+\right) v \mathbf{1}_{\{v < 0\}}, \quad (2.5)$$

where X^+ denotes $\max(X, 0)$. Note that the above definition is consistent with the setup in Sec.2.1.1. The surviving party loses money if the received collateral from the defaulted party is not enough or if the posted collateral to the defaulted party exceeds the fair contract value.

Even if we explicitly take the cost of collateral into account, it is possible to prove the following proposition about the pre-default value of the contract in completely parallel fashion with the one given in [3]:

Proposition 1 *Suppose a generic financial contract between the party 1 and 2, of which cumulative dividend at time t is denoted by D_t from the view point of the party 1. Assume that the contract is continuously collateralized by cash where the coverage ratio of the party i ($\in \{1, 2\}$)'s exposure is denoted by $\delta_t^i \in \mathbb{R}_+$. The collateral receiver has to pay collateral rate denoted by c_t^i on the amount of collateral posted by party i , which is not necessarily equal to the risk-free rate of the same currency, r_t^i . The fractional recovery rate $R_t^i \in [0, 1]$ is assumed for the under- as well as over-collateralized exposure. For the both parties, totally inaccessible default is assumed, and the hazard rate process of party i is denoted by h_t^i . We assume there is no simultaneous default of the party 1 and 2, almost surely. Then, the pre-default value V_t of the contract from the view point of party 1 is given by*

$$V_t = E^Q \left[\int_{]t, T]} \exp\left(-\int_t^s (r_u - \mu(u, V_u)) du\right) dD_s \middle| \mathcal{F}_t \right], \quad t \leq T \quad (2.6)$$

where

$$\mu(t, v) = \left(y_t^1 \delta_t^1 - (1 - R_t^1)(1 - \delta_t^1)^+ h_t^1 + (1 - R_t^2)(\delta_t^1 - 1)^+ h_t^2\right) \mathbf{1}_{\{v < 0\}} \\ + \left(y_t^2 \delta_t^2 - (1 - R_t^2)(1 - \delta_t^2)^+ h_t^2 + (1 - R_t^1)(\delta_t^2 - 1)^+ h_t^1\right) \mathbf{1}_{\{v \geq 0\}} \quad (2.7)$$

if the jump of V at the time of default ($= \tau$) is zero almost surely, and then satisfies $S_t = V_t \mathbf{1}_{\{\tau > t\}}$ for all t . Here, S_t is defined in Eq. (2.3).

See Appendix A for proof. One important point regarding to this result is the fact that we can actually determine y^i almost uniquely from the information of cross currency market. This point will be discussed in Sec. 6.4.

Remark: In this remark, we briefly discuss the assumption of $\Delta V_\tau = 0$. Notice that, since we assume totally inaccessible default time, there is no contribution from pre-fixed lump-sum coupon payments to the jump. In addition, it is natural (and also common in the existing literatures) to assume global market variables, such as interest rates and FX's, are adapted to the background filtration independent from the defaults. In this paper, we are concentrating on the standard fixed income derivatives without credit sensitive dividends, and hence the only thing we need to care about is the behavior of hazard rates, h^1 and h^2 . Therefore, in this case, if there is no jump on h^i on the default of the other party $j \neq i$, then the assumption $\Delta V_\tau = 0$ holds true. This corresponds to the situation where there is no default dependence between the two firms.

If there exists non-zero default dependence, which is important in risk-management point of view, then there appears a jump on the hazard rate of the surviving firm when a default occurs. This represents a direct feedback (or a contagious effect) from the defaulted firm to the surviving one. In this case, if we directly use \mathbb{F} -intensities h^i , the no-jump assumption does not hold.

However, even in this case, there is a way to handle the pricing problem correctly. Let us construct the filtration in the usual way as $\mathcal{F}_t = \mathcal{G}_t \vee \mathcal{H}_t^1 \vee \mathcal{H}_t^2$, where \mathcal{G}_t is the background filtration (say, generated by Brownian motions), and \mathcal{H}_t^i is the filtration generated by H^i . Since the only information we need is up to $\tau = \tau^1 \wedge \tau^2$, we can limit our attention to the intensities conditional on no-default, which are now the processes adapted to the background filtration $\mathbb{G} = (\mathcal{G}_t)_{\{t \geq 0\}}$. Therefore, although the details of the derivation slightly change, one can show that the pricing formula given in Eq. (2.6) can still be applied in the same way once we use the \mathbb{G} -intensities instead, since now we can write all the processes involved in the formula adapted to the background filtration.

3 Symmetric Collateralization

Let us define

$$\tilde{y}_t^i = \delta_t^i y_t^i - (1 - R_t^i)(1 - \delta_t^i)^+ h_t^i + (1 - R_t^j)(\delta_t^i - 1)^+ h_t^j, \quad (3.1)$$

where $i, j \in \{1, 2\}$ and $j \neq i$. In the case of $\tilde{y}_t^1 = \tilde{y}_t^2 = \tilde{y}_t$, we have $\mu(t, V_t) = \tilde{y}_t$ that is independent from the contract value V_t . Therefore, from Proposition 1, we have

$$V_t = E^Q \left[\int_{]t, T]} \exp \left(- \int_t^s (r_u - \tilde{y}_u) du \right) dD_s \middle| \mathcal{F}_t \right]. \quad (3.2)$$

It is clear that simple redefinition of discounting rate allows us to evaluate a contract value in a standard way. Now, let us consider some important examples of symmetric and perfect collateralization where $(y^1 = y^2)$ and $(\delta^1 = \delta^2 = 1)$. One can easily confirm that all the following results are consistent with those given in Refs. [7, 8, 10, 9].

Case 1: Situation where both parties use the same collateral currency "(i)", which is

the same as the payment currency. In this case, the pre-default value of the contract in terms of currency (i) is given by

$$V_t^{(i)} = E^{Q^{(i)}} \left[\int_{]t, T]} \exp \left(- \int_t^s c_u^{(i)} du \right) dD_s \middle| \mathcal{F}_t \right], \quad (3.3)$$

where $Q^{(i)}$ is the spot-martingale measure of currency (i) .

Case 2: Situation where both parties use the same collateral currency (k) , which is the different from the payment currency (i) . In this case, the pre-default value of the contract in terms of currency (i) is given by

$$V_t^{(i)} = E^{Q^{(i)}} \left[\int_{]t, T]} \exp \left(- \int_t^s (c_u^{(i)} + y_u^{(i,k)}) du \right) dD_s \middle| \mathcal{F}_t \right], \quad (3.4)$$

where we have defined

$$y_u^{(i,k)} = y_u^{(i)} - y_u^{(k)} \quad (3.5)$$

$$= (r_u^{(i)} - c_u^{(i)}) - (r_u^{(k)} - c_u^{(k)}). \quad (3.6)$$

Case 3: Situation where the payment currency is (i) and both parties optimally choose a currency from a common set of eligible collaterals denoted by \mathcal{C} in each time they post collateral. In this case,

$$V_t^{(i)} = E^{Q^{(i)}} \left[\int_{]t, T]} \exp \left(- \int_t^s (c_u^{(i)} + \max_{k \in \mathcal{C}} y_u^{(i,k)}) du \right) dD_s \middle| \mathcal{F}_t \right] \quad (3.7)$$

gives the pre-default value of the contract in terms of currency (i) . Note that collateral payer chooses currency (k) that maximizes the effective discounting rate in order to reduce the mark-to-market loss. This is also the currency with the cheapest funding cost. See Sec. 6.4 and its *Remark* for details.

Remark: Notice that we have recovered linearity of each payment on the pre-default value for all these cases. In fact, in the case of symmetric collateralization, we can value the portfolio by adding the contribution from each trade/payment separately. This point can be considered as a good advantage of symmetric collateralization for practical use, since it makes agreement among financial firms easier as the transparent benchmark price in the market.

4 Marginal Impact of Asymmetry

We now consider more generic cases. When $\tilde{y}_t^1 \neq \tilde{y}_t^2$, we have non-linearity (called semi-linear in particular) in effective discounting rate $R(t, V_t) = r_t - \mu(t, V_t)$. Although it is possible to get solution by solving PDE in principle, it will soon become infeasible as the underlying dimension increases. Even if we adopt a very simple dynamic model, usual "reset advance pay arrear" conventions easily make the issue very complicated to handle.

For practical and feasible analysis, we use Gateaux derivative that was introduced in Duffie & Huang [3] to study the effects of default-spread asymmetry. We can follow the same procedure by appropriately redefining the variables. Since evaluation is straightforward in a symmetric case, the expansion of the pre-default value around the symmetric limit allows us simple analytic and/or numerical treatment. Firstly, let us define the spread process:

$$\tilde{\eta}_t^{i,j} = \tilde{y}_t^i - \tilde{y}_t^j. \quad (4.1)$$

Then, under an assumption that \tilde{y}^i and \tilde{y}^j do not depend on V directly, the first-order effect on the pre-default value due to the non-zero spread appears as the following Gateaux derivative (See, Ref. [5] for details.):

$$\nabla V_t(0; \tilde{\eta}^{2,1}) = E^Q \left[\int_t^T e^{-\int_t^s (r_u - \tilde{y}_u^2) du} \max(-V_s(0), 0) \tilde{\eta}_s^{2,1} ds \middle| \mathcal{F}_t \right], \quad (4.2)$$

where $V_t(0)$ is the pre-default value of contract at time t with the limit of $\tilde{\eta}^{2,1} \equiv 0$ and given by

$$V_t(0) = E^Q \left[\int_{]t,T]} \exp \left(- \int_t^s (r_u - \tilde{y}_u^2) du \right) dD_s \middle| \mathcal{F}_t \right]. \quad (4.3)$$

Then the original pre-default value is approximated as

$$V_t \simeq V_t(0) + \nabla V_t(0; \tilde{\eta}^{2,1}). \quad (4.4)$$

4.1 Asymmetric Collateralization

We now consider two special cases under perfect collateralization $\delta^1 = \delta^2 = 1$ using the previous result.

Case 1: The situation where the party 2 can only use the single collateral currency (j) but party 1 chooses the optimal currency from the eligible set denoted by \mathcal{C} . The evaluation currency is (i). In this case, the Gateaux derivative is given by

$$\nabla V_t(0; \max_{k \in \mathcal{C}} y^{(j,k)}) = E^{Q^{(i)}} \left[\int_t^T \exp \left(- \int_t^s (c_u^{(i)} + y_u^{(i,j)}) du \right) \max(-V_s(0), 0) \max_{k \in \mathcal{C}} y_s^{(j,k)} \middle| \mathcal{F}_t \right], \quad (4.5)$$

where

$$V_t(0) = E^{Q^{(i)}} \left[\int_{]t,T]} \exp \left(- \int_t^s (c_u^{(i)} + y_u^{(i,j)}) du \right) dD_s \middle| \mathcal{F}_t \right], \quad (4.6)$$

which is straightforward to calculate. This case is particularly interesting since the situation can naturally arise if the sophistication of collateral management of one of the parties is not enough to carry out optimal strategy, even when the relevant CSA is actually symmetric. We will carry out numerical study for this example in Sec. 7.

Case 2: The case of unilateral collateralization, where the party 2 is default-free and do not post collateral. The party 1 needs to post collateral in currency (j) to fully cover the exposure, or $\delta^1 = 1$. The evaluation currency is (i). We expand the pre-default value around the symmetric collateralization with currency (j). In this case,

$$R(t, V_t) = r_t^{(i)} - y_t^{(j)} \mathbf{1}_{\{V_t < 0\}} = c_t^{(i)} + y_t^{(i,j)} + y_t^{(j)} \mathbf{1}_{\{V_t \geq 0\}}.$$

$$\nabla V_t(0; y_t^{(j)} \mathbf{1}_{\{V_t \geq 0\}}) = -E^{Q^{(i)}} \left[\int_t^T \exp \left(- \int_t^s (c_u^{(i)} + y_u^{(i,j)}) du \right) \max(V_s(0), 0) y_s^{(j)} ds \middle| \mathcal{F}_t \right], \quad (4.7)$$

where

$$V_t(0) = E^{Q^{(i)}} \left[\int_{]t, T]} \exp \left(- \int_t^s (c_u^{(i)} + y_u^{(i,j)}) du \right) dD_s \middle| \mathcal{F}_t \right] \quad (4.8)$$

is the value in symmetric limit. Detailed implications for the one-way CSA will be discussed in a later section after considering remaining credit risk.

In both cases, the correction term seems a weighted average of European option on the underlying contract. If we have analytic formula for $V_t(0)$, it is straightforward to carry out numerical calculation. The important factors determining the correction term are the dynamics of y and V itself, and their interdependence. This point will be studied in later sections.

5 CVA as a Deviation from Perfect Collateralization

As another important application of Gateaux derivative, we can consider CVA as a deviation from the perfect collateralization. Most of the existing literature is neglecting the cost of collateral for the calculation of CVA, which seems inappropriate considering the significant size and volatility of y , pointed out in our work [10]².

5.1 Derivation of CVA

Let us suppose $y_t^1 = y_t^2 = y_t$ for simplicity. In this case, we have

$$\begin{aligned} \mu(t, V_t) &= y_t - \left((1 - \delta_t^1) y_t + (1 - R_t^1) (1 - \delta_t^1)^+ h_t^1 - (1 - R_t^2) (\delta_t^1 - 1)^+ h_t^2 \right) \mathbf{1}_{\{V_t < 0\}} \\ &\quad - \left((1 - \delta_t^2) y_t + (1 - R_t^2) (1 - \delta_t^2)^+ h_t^2 - (1 - R_t^1) (\delta_t^2 - 1)^+ h_t^1 \right) \mathbf{1}_{\{V_t \geq 0\}} \end{aligned} \quad (5.1)$$

and consider the Gateaux derivative around the point of $\delta^1 = \delta^2 = 1$. The result can be interpreted as a bilateral CVA that takes into account the cost of collateral and its coverage ratio explicitly. There also appears a new term "CCA" (collateral cost adjustment) that is purely the adjustment of collateral cost totally independent from the counterparty credit risk.

Following the method given in Ref. [5], one obtains

$$\begin{aligned} \nabla V_t &= E^Q \left[\int_{]t, T]} e^{-\int_t^s (r_u - y_u) du} (-V_s(0)) \times \right. \\ &\quad \left[\left\{ (1 - \delta_s^1) y_s + (1 - R_s^1) (1 - \delta_s^1)^+ h_s^1 - (1 - R_s^2) (\delta_s^1 - 1)^+ h_s^2 \right\} \mathbf{1}_{\{V_s(0) < 0\}} \right. \\ &\quad \left. + \left\{ (1 - \delta_s^2) y_s + (1 - R_s^2) (1 - \delta_s^2)^+ h_s^2 - (1 - R_s^1) (\delta_s^2 - 1)^+ h_s^1 \right\} \mathbf{1}_{\{V_s(0) \geq 0\}} \right] \middle| \mathcal{F}_t \right], \end{aligned} \quad (5.2)$$

²For general treatment of CVA and related references, see Ref. [1], for example.

where

$$V_t(0) = E^Q \left[\int_{]t,T]} \exp \left(- \int_t^s (r_u - y_u) du \right) dD_s \middle| \mathcal{F}_t \right], \quad (5.3)$$

which represents the contract value under the perfect collateralization. Using the above result, the contract value can be decomposed into three parts, one is the value under the perfect collateralization, CCA (collateral cost adjustment) and CVA ³.

$$V_t \simeq V_t(0) + \text{CCA} + \text{CVA} . \quad (5.4)$$

This decomposition would be useful for practitioners who know that most of their exposure is collateralized, but still care about the remaining small counter party exposure and adjustment of collateral cost due to the deviation from the perfect collateralization ⁴. It is natural to expand around the perfectly collateralized limit, since it would be the only choice that can achieve the required transparency as the benchmark price in the market. By expanding Eq.(5.2), we have

$$\text{CCA} = E^Q \left[\int_t^T e^{-\int_t^s (r_u - y_u) du} y_s \left[(1 - \delta_s^1) [-V_s(0)]^+ - (1 - \delta_s^2) [V_s(0)]^+ \right] ds \middle| \mathcal{F}_t \right] \quad (5.5)$$

which is a pure adjustment of collateral cost due to the deviation from the perfect collateralization, and independent from the credit risk.

For credit sensitive part, we have

$$\begin{aligned} \text{CVA} = & E^Q \left[\int_{]t,T]} e^{-\int_t^s (r_u - y_u) du} (1 - R_s^1) h_s^1 \left\{ (1 - \delta_s^1)^+ [-V_s(0)]^+ + (\delta_s^2 - 1)^+ [V_s(0)]^+ \right\} ds \middle| \mathcal{F}_t \right] \\ & - E^Q \left[\int_{]t,T]} e^{-\int_t^s (r_u - y_u) du} (1 - R_s^2) h_s^2 \left\{ (1 - \delta_s^2)^+ [V_s(0)]^+ + (\delta_s^1 - 1)^+ [-V_s(0)]^+ \right\} ds \middle| \mathcal{F}_t \right] . \end{aligned} \quad (5.6)$$

The effects of stochastic coverage ratio as well as non-zero jump at the time of default are our ongoing research topics.

5.2 Implications of Collateralization to Price Adjustment

Although we leave detailed numerical study of CVA under collateralization for a separate paper, let us make several qualitative observations here. Firstly, although the terms in CVA are pretty similar to the usual result of bilateral CVA, the discounting rate is now different from the risk-free rate and reflects the funding cost of collateral. If there is no dependency between y and other variables, such as hazard rate, the effects of collateralization would mainly appear through the modification of discounting factor. As we have

³Our convention of CVA is different from other literatures by sign where it is defined as the "charge" to the clients. Thus, $\text{CVA}_{\text{ours}} = -\text{CVA}$.

⁴One can perform the same procedures even if there exist asymmetry in collateralization. Since we expand around symmetric limit, there also appears correction terms for asymmetry.

studied in Ref. [10], the change of effective discounting factor due to the choice of collateral currency or optimal collateral strategy can be as big as several tens of percentage points. This itself can modify the resultant CVA meaningfully. In the case of correlated y and other variables, particularly the hazard rates, there may appear new type of "wrong way" risk. As we will see later, y is closely related to the CCS basis spread that reflects the relative funding cost difference between the two currencies involved. Hence, y is expected to be highly sensitive to the market liquidity, and hence is also strongly affected by the overall market credit conditions. Therefore, although the efficient collateral management significantly reduce the credit risk, one needs to carefully estimate the remaining credit exposures when there exists a meaningful deviation from the perfect collateralization.

Secondly, we can also expect important effects from the stochastic coverage ratios. If the main reason for the imperfectness of collateralization comes from price disputes over exotic products, δ^i may be well regressed by market skewness, volatility level, Libor-OIS and CCS basis spreads, etc. This may create non-trivial dependence among the collateral coverage ratio, the credit exposure, and also on the funding cost of collateral. By monitoring the price disagreements, financial firms should be able to construct a realistic model of δ^i for each counter party. It will be also useful for stress testing allowing higher dependence among them.

Thirdly, as we have seen, there appears a new term called "CCA" which adjusts the cost of collateral from the perfect collateralization case. Dependent on the details of contracts and correlation among the underlying variables, CCA can be as important as CVA. As can be seen from Eq. (5.5), it will be particularly the case when there is significant correlation between the collateral cost y and the underlying contract value. A typical examples of the products highly correlated with y are cross currency basis swap and probably sovereign risk sensitive products.

As the last remark, the valuation of CVA is critically depend on the recovery or closeout scheme in general, and the result may sometimes be counterintuitive and/or inappropriate, as clearly demonstrated by the recent work of Brigo & Morini (2010) [2]. However, in the case of a collateralized contract, the dependency on the closeout conventions is expected to be quite small. This is because, the creditworthiness of both parties which enter the substitution trade is largely flattened by collateralization.

5.3 Several special cases for CVA

Let us consider several important examples:

Case 1: Consider the situation where the both parties use collateral currency (i), which is the same as the payment currency. We also assume a common constant coverage ratio $\delta^1 = \delta^2 = \delta (< 1)$, and also constant recovery rates. In this case, CCA and CVA are given by

$$\text{CCA} = -(1 - \delta)E^{Q^{(i)}} \left[\int_t^T e^{-\int_t^s c_u^{(i)} du} y_s^{(i)} V_s(0) ds \middle| \mathcal{F}_t \right] \quad (5.7)$$

$$\begin{aligned} \text{CVA} = & (1 - R^1)(1 - \delta)E^{Q^{(i)}} \left[\int_t^T e^{-\int_t^s c_u^{(i)} du} h_s^1 \max(-V_s(0), 0) ds \middle| \mathcal{F}_t \right] \\ & - (1 - R^2)(1 - \delta)E^{Q^{(i)}} \left[\int_t^T e^{-\int_t^s c_u^{(i)} du} h_s^2 \max(V_s(0), 0) ds \middle| \mathcal{F}_t \right], \quad (5.8) \end{aligned}$$

where

$$V_t(0) = E^{Q^{(i)}} \left[\int_{]t,T]} \exp \left(- \int_t^s c_u^{(i)} du \right) dD_s \middle| \mathcal{F}_t \right] \quad (5.9)$$

is a value under perfect collateralization by domestic currency.

Case 2: Consider the situation where the both parties optimally choose collateral currency (k) from the eligible collateral set \mathcal{C} . The payments are done by currency (i). We assume the common constant coverage ration δ (< 1) and constant recovery rates. In this case, CCA and CVA are given by

$$\text{CCA} = -(1 - \delta) E^{Q^{(i)}} \left[\int_t^T e^{-\int_t^s (c_u^{(i)} + \max_{k \in \mathcal{C}} y_u^{(i,k)}) du} y_s^{(k)} V_s(0) ds \middle| \mathcal{F}_t \right] \quad (5.10)$$

$$\begin{aligned} \text{CVA} = & +(1 - R^1)(1 - \delta) E^{Q^{(i)}} \left[\int_t^T e^{-\int_t^s (c_u^{(i)} + \max_{k \in \mathcal{C}} y_u^{(i,k)}) du} h_s^1 \max(-V_s(0), 0) ds \middle| \mathcal{F}_t \right] \\ & -(1 - R^2)(1 - \delta) E^{Q^{(i)}} \left[\int_t^T e^{-\int_t^s (c_u^{(i)} + \max_{k \in \mathcal{C}} y_u^{(i,k)}) du} h_s^2 \max(V_s(0), 0) ds \middle| \mathcal{F}_t \right], \end{aligned} \quad (5.11)$$

where

$$V_t(0) = E^{Q^{(i)}} \left[\int_{]t,T]} \exp \left(- \int_t^s (c_u^{(i)} + \max_{k \in \mathcal{C}} y_u^{(i,k)}) \right) dD_s \middle| \mathcal{F}_t \right]. \quad (5.12)$$

An interesting point is that the optimal choice of collateral currency may significantly change the size of CVA relative to the single currency case due to the increase of effective discounting rates as discovered in Ref. [10].

Case 3: Let us consider another important situation, which is the unilateral collateralization with bilateral default risk. Suppose the situation where only the party 2 is required to post collateral due to its high credit risk relative to the party 1. We have $\delta^1 = 0$, $\delta^2 \simeq 1$, and write $y_t^2 = y_t$. In this case we have

$$\begin{aligned} \mu(t, V_t) = & y_t - \left[y_t \mathbf{1}_{\{V_t < 0\}} + (1 - \delta_t^2) y_t \mathbf{1}_{\{V_t \geq 0\}} \right] \\ & -(1 - R_t^1) h_t^1 \left(\mathbf{1}_{\{V_t < 0\}} - (\delta_t^2 - 1)^+ \mathbf{1}_{\{V_t \geq 0\}} \right) - (1 - R_t^2) (1 - \delta_t^2)^+ h_t^2 \mathbf{1}_{\{V_t \geq 0\}}. \end{aligned} \quad (5.13)$$

Taking Gateaux derivative around the point of $\mu(t, V_t) = y_t$, we have

$$\begin{aligned} \nabla V_t = & E^Q \left[\int_t^T e^{-\int_t^s (r_u - y_u) du} (-V_s(0)) \times \right. \\ & \left[y_s \mathbf{1}_{\{V_s < 0\}} + (1 - \delta_s^2) y_s \mathbf{1}_{\{V_s \geq 0\}} + (1 - R_s^1) h_s^1 (\mathbf{1}_{\{V_s < 0\}} - (\delta_s^2 - 1)^+ \mathbf{1}_{\{V_s \geq 0\}}) \right. \\ & \left. \left. + (1 - R_s^2) (1 - \delta_s^2)^+ h_s^2 \mathbf{1}_{\{V_s \geq 0\}} \right] \middle| \mathcal{F}_t \right]. \end{aligned} \quad (5.14)$$

More specifically, if we assume the same collateral and payment currency (i), we have

$$V_t \simeq V_t(0) + \text{CCA} + \text{CVA}, \quad (5.15)$$

where

$$V_t(0) = E^{Q^{(i)}} \left[\int_{]t,T]} \exp \left(- \int_t^s c_u^{(i)} du \right) dD_s \middle| \mathcal{F}_t \right] \quad (5.16)$$

and

$$\text{CCA} = E^{Q^{(i)}} \left[\int_t^T e^{-\int_t^s c_u^{(i)} du} y_s^{(i)} \left\{ [-V_s(0)]^+ - (1 - \delta_s^2) [V_s(0)]^+ \right\} ds \middle| \mathcal{F}_t \right] \quad (5.17)$$

$$\begin{aligned} \text{CVA} = & E^{Q^{(i)}} \left[\int_t^T e^{-\int_t^s c_u^{(i)} du} (1 - R_s^1) h_s^1 \left\{ [-V_s(0)]^+ + (\delta_s^2 - 1)^+ [V_s(0)]^+ \right\} ds \middle| \mathcal{F}_t \right] \\ & - E^{Q^{(i)}} \left[\int_t^T e^{-\int_t^s c_u^{(i)} du} (1 - R_s^2) (1 - \delta_s^2)^+ h_s^2 [V_s(0)]^+ ds \middle| \mathcal{F}_t \right] \end{aligned} \quad (5.18)$$

If party 1 receives "strong" currency (that is the currency with high value of $y^{(i)}$), such as USD (See, Ref. [10]), and also imposes stringent collateral management $\delta^2 \simeq 1$ on the counter party, it can enjoy significant funding benefit from CCA. The CVA terms are usual bilateral credit risk adjustment except that the discounting is now given by the collateral rate.

Note that, this example is particularly common when SSA (sovereign, supranational and agency) is involved (as party 1). For example, when the party 1 is a central bank, it does not post collateral but receives it. From the view point of the counterpart financial firm (party 2), this is a real headache. As we have explained in the introduction, since party 2 has to enter bilateral collateralization when it tries to hedge the position in the market, there clearly exists a significant risk of cash-flow mismatch. In addition, although the contribution from the CVA will be negligible, there exists a big mark-to-market issue from the CCA term. Even if it is not a critical matter at the current low-interest rate market, once the market interest rate starts to go up while the overnight rate c is kept low by the central bank to support economy, the resultant mark-to-market loss for the party 2 can be quite significant due to the rising cost of collateral "y" (Remember that $y^{(i)} = r^{(i)} - c^{(i)}$).

Case 4: Finally, let us consider the situation where there exist collateral thresholds. A threshold is a level of exposure below which collateral will not be called, and hence it represents an amount of uncollateralized exposure. If the exposure is above the threshold, only the incremental exposure will be collateralized. Usually, the collateral thresholds are set according to the credit standing of each counter party. They are often asymmetric, with lower-rated counter party having a lower threshold than the higher-rated counter party. It may be adjusted according to the "triggers" linked to the credit rating during the contract. We assume that the threshold of counter party i is set by $\Gamma_t^i > 0$, and that the exceeding exposure is perfectly collateralized continuously.

In this case, Eq. (2.3) is modified in the following way:

$$\begin{aligned} S_t = & \beta_t E^Q \left[\int_{]t,T]} \beta_u^{-1} \mathbf{1}_{\{\tau > u\}} \{ dD_u + q(u, S_u) S_u du \} \right. \\ & \left. + \int_{]t,T]} \beta_u^{-1} \mathbf{1}_{\{\tau \geq u\}} \{ Z^1(u, S_{u-}) dH_u^1 + Z^2(u, S_{u-}) dH_u^2 \} \middle| \mathcal{F}_t \right], \end{aligned} \quad (5.19)$$

where

$$q(t, S_t) = y_t^1 \left(1 + \frac{\Gamma_t^1}{S_t}\right) \mathbf{1}_{\{S_t < -\Gamma_t^1\}} + y_t^2 \left(1 - \frac{\Gamma_t^2}{S_t}\right) \mathbf{1}_{\{S_t \geq \Gamma_t^2\}}, \quad (5.20)$$

and

$$\begin{aligned} Z^1(t, S_t) &= S_t \left[\left(1 + (1 - R_t^1) \frac{\Gamma_t^1}{S_t}\right) \mathbf{1}_{\{S_t < -\Gamma_t^1\}} + R_t^1 \mathbf{1}_{\{-\Gamma_t^1 \leq S_t < 0\}} + \mathbf{1}_{\{S_t \geq 0\}} \right] \\ Z^2(t, S_t) &= S_t \left[\left(1 - (1 - R_t^2) \frac{\Gamma_t^2}{S_t}\right) \mathbf{1}_{\{S_t \geq \Gamma_t^2\}} + R_t^2 \mathbf{1}_{\{0 \leq S_t < \Gamma_t^2\}} + \mathbf{1}_{\{S_t < 0\}} \right]. \end{aligned}$$

Here, we have assumed the same recovery rate for the uncollateralized exposure regardless of whether the contract value is above or below the threshold.

Following the same procedures given in Appendix A, one can show that the pre-default value of the contract V_t is given by

$$V_t = E^Q \left[\int_{]t, T]} \exp \left(- \int_t^s (r_u - \mu(u, V_u)) du \right) dD_s \middle| \mathcal{F}_t \right], \quad t \leq T \quad (5.21)$$

where

$$\begin{aligned} \mu(t, V_t) &= y_t^1 \mathbf{1}_{\{V_t < 0\}} + y_t^2 \mathbf{1}_{\{V_t \geq 0\}} \\ &\quad - (y_t^1 + h_t^1(1 - R_t^1)) \left[\mathbf{1}_{\{-\Gamma_t^1 \leq V_t < 0\}} - \frac{\Gamma_t^1}{V_t} \mathbf{1}_{\{V_t < -\Gamma_t^1\}} \right] \\ &\quad - (y_t^2 + h_t^2(1 - R_t^2)) \left[\mathbf{1}_{\{0 \leq V_t < \Gamma_t^2\}} + \frac{\Gamma_t^2}{V_t} \mathbf{1}_{\{V_t \geq \Gamma_t^2\}} \right]. \end{aligned} \quad (5.22)$$

Now, consider the case where the both parties use the same collateral currency (i), which is equal to the evaluation currency of the contract. Then, we have

$$\begin{aligned} \mu(t, V_t) &= y_t^{(i)} - \left\{ y_t^{(i)} \mathbf{1}_{\{-\Gamma_t^1 \leq V_t < \Gamma_t^2\}} \right. \\ &\quad \left. + y_t^{(i)} \left[\frac{\Gamma_t^1}{V_t} \mathbf{1}_{\{V_t < -\Gamma_t^1\}} - \frac{\Gamma_t^2}{V_t} \mathbf{1}_{\{V_t \geq \Gamma_t^2\}} \right] \right. \\ &\quad \left. - h_t^1(1 - R_t^1) \left[\mathbf{1}_{\{-\Gamma_t^1 \leq V_t < 0\}} - \frac{\Gamma_t^1}{V_t} \mathbf{1}_{\{V_t < -\Gamma_t^1\}} \right] \right. \\ &\quad \left. - h_t^2(1 - R_t^2) \left[\mathbf{1}_{\{0 \leq V_t < \Gamma_t^2\}} + \frac{\Gamma_t^2}{V_t} \mathbf{1}_{\{V_t \geq \Gamma_t^2\}} \right] \right\}. \end{aligned} \quad (5.23)$$

Hence, if we apply Gateaux derivative around the symmetric perfect collateralization with currency (i) that is $\mu(t, V_t) = y_t^{(i)}$, we obtain

$$V_t \simeq V_t(0) + \text{CCA} + \text{CVA}, \quad (5.24)$$

where

$$V_t(0) = \mathbf{E}^{Q^{(i)}} \left[\int_{]t, T]} \exp \left(- \int_t^s c_u^{(i)} du \right) dD_s \middle| \mathcal{F}_t \right], \quad (5.25)$$

and

$$\begin{aligned}
\text{CCA} &= -E^{Q^{(i)}} \left[\int_t^T e^{-\int_t^s c_u^{(i)} du} y_s^{(i)} V_s(0) \mathbf{1}_{\{-\Gamma_s^1 \leq V_s(0) < \Gamma_s^2\}} ds \middle| \mathcal{F}_t \right] \\
&\quad + E^{Q^{(i)}} \left[\int_t^T e^{-\int_t^s c_u^{(i)} du} y_s^{(i)} \left[\Gamma_s^1 \mathbf{1}_{\{V_s(0) < -\Gamma_s^1\}} - \Gamma_s^2 \mathbf{1}_{\{V_s(0) \geq \Gamma_s^2\}} \right] ds \middle| \mathcal{F}_t \right] \quad (5.26) \\
\text{CVA} &= -E^{Q^{(i)}} \left[\int_t^T e^{-\int_t^s c_u^{(i)} du} \left[h_s^1 (1 - R_s^1) (V_s(0) \mathbf{1}_{\{-\Gamma_s^1 \leq V_s(0) < 0\}} - \Gamma_s^1 \mathbf{1}_{\{V_s(0) < -\Gamma_s^1\}}) \right] ds \middle| \mathcal{F}_t \right] \\
&\quad - E^{Q^{(i)}} \left[\int_t^T e^{-\int_t^s c_u^{(i)} du} \left[h_s^2 (1 - R_s^2) (V_s(0) \mathbf{1}_{\{0 < V_s(0) \leq \Gamma_s^2\}} + \Gamma_s^2 \mathbf{1}_{\{V_s(0) > \Gamma_s^2\}}) \right] ds \middle| \mathcal{F}_t \right] . \quad (5.27)
\end{aligned}$$

It is easy to see that the terms in CCA are reflecting the fact that no collateral is being posted in the range $\{-\Gamma_t^1 \leq V_t \leq \Gamma_t^2\}$, and that the posted amount of collateral is smaller than $|V|$ by the size of threshold. The terms in CVA represent bilateral uncollateralized credit exposure, which is capped by each threshold.

6 Fundamental Instruments

In order to study the quantitative effects of collateralization and its implications on CVA, we need to understand the pricing of fundamental instruments under symmetric collateralization. It is also necessary for the calibration of the model in the first place. One obtains detailed discussion in Refs [7, 8, 10], but we extend the results for stochastic y spread and summarize in this section. We also introduce a slightly simpler cross currency swap, which is actually tradable in the market, in order to show the direct link of CCS with the cost of collateral in much simpler fashion. All the results easily follow from Sec. 3.

Throughout this section, we assume that the market quotes of standard products are the values under symmetric and perfect collateralization, which should be reasonable considering dominant role of major broker-dealers for these products and their stringent collateral management. If it is not the case, value of any contract becomes dependent on the portfolio to a specific counter party, which makes it impossible for financial firms to agree on the market prices. In fact, to achieve enough transparency in the market quotes, the broker-dealers should specify the details of CSA to avoid contamination from contracts with non-standard collateral agreements.

6.1 Collateralized Zero Coupon Bond

A collateralized zero coupon bond is the most fundamental asset for the valuation of all the contracts with collateral agreements. We denote a zero coupon bond collateralized by the domestic currency (i) as

$$D^{(i)}(t, T) = E^{Q^{(i)}} \left[e^{-\int_t^T c_s^{(i)} ds} \middle| \mathcal{F}_t \right] \quad (6.1)$$

If payment and collateralized currencies are different, (i) and (j) respectively, a foreign collateralized zero coupon bond $D^{(i,j)}$ is given by

$$D^{(i,j)}(t, T) = E^{Q^{(i)}} \left[e^{-\int_t^T c_s^{(i)} ds} \left(e^{-\int_t^T y_s^{(i,j)} ds} \right) \middle| \mathcal{F}_t \right] . \quad (6.2)$$

In particular, if $c^{(i)}$ and $y^{(i,j)}$ are independent, we have

$$D^{(i,j)}(t, T) = D^{(i)}(t, T) e^{-\int_t^T y^{(i,j)}(t,s) ds}, \quad (6.3)$$

where

$$y^{(i,j)}(t, s) = -\frac{1}{s} \ln E^{Q^{(i)}} \left[e^{-\int_t^s y_u^{(i,j)} du} \middle| \mathcal{F}_t \right] \quad (6.4)$$

denotes the forward $y^{(i,j)}$ spread.

6.2 Collateralized FX Forward

Because of the existence of collateral, FX forward transaction now becomes non-trivial. The precise understanding of the collateralized FX forward is crucial to deal with generic collateralized products.

The definition of currency- (k) collateralized FX forward contract for the currency pair (i, j) is as follows:

- *At the time of trade inception t , both parties agree to exchange K unit of currency (i) with the one unit of currency (j) at the maturity T . Throughout the contract period, the continuous collateralization by currency (k) is performed, i.e. the party who has negative mark-to-market value need to post the equivalent amount of cash in currency (k) to the counter party as collateral, and this adjustment is made continuously. FX forward rate $f_x^{(i,j)}(t, T; k)$ is defined as the value of K that makes the value of contract at the inception time zero.*

By using the results of Sec. 3, K needs to satisfy the following relation:

$$K E^{Q^{(i)}} \left[e^{-\int_t^T (c_s^{(i)} + y_s^{(i,k)}) ds} \middle| \mathcal{F}_t \right] - f_x^{(i,j)}(t) E^{Q^{(j)}} \left[e^{-\int_t^T (c_s^{(j)} + y_s^{(j,k)}) ds} \middle| \mathcal{F}_t \right] = 0 \quad (6.5)$$

and hence the FX forward is given by

$$f_x^{(i,j)}(t, T; k) = f_x^{(i,j)}(t) \frac{E^{Q^{(j)}} \left[e^{-\int_t^T (c_s^{(j)} + y_s^{(j,k)}) ds} \middle| \mathcal{F}_t \right]}{E^{Q^{(i)}} \left[e^{-\int_t^T (c_s^{(i)} + y_s^{(i,k)}) ds} \middle| \mathcal{F}_t \right]} \quad (6.6)$$

$$= f_x^{(i,j)}(t) \frac{D^{(j,k)}(t, T)}{D^{(i,k)}(t, T)}, \quad (6.7)$$

which becomes a martingale under the (k) -collateralized forward measure. In particular, we have

$$\begin{aligned} E^{Q^{(i)}} \left[e^{-\int_t^T (c_s^{(i)} + y_s^{(i,k)}) ds} f_x^{(i,j)}(T) \middle| \mathcal{F}_t \right] &= D^{(i,k)}(t, T) E^{T^{(i,k)}} \left[f_x^{(i,j)}(T, T; k) \middle| \mathcal{F}_t \right] \\ &= D^{(i,k)}(t, T) f_x^{(i,j)}(t, T; k). \end{aligned} \quad (6.8)$$

Here, we have defined the (k) -collateralized (i) forward measure $T^{(i,k)}$, where $D^{(i,k)}(\cdot, T)$ is used as the numeraire. $E^{T^{(i,k)}}[\cdot]$ denotes expectation under this measure.

6.3 Overnight Index Swap

The overnight index swap (OIS) is a fixed-vs-floating swap which is the same as the usual IRS except that the floating leg pays periodically, say quarterly, daily compounded ON rate instead of Libors. Let us consider T_0 -start T_N -maturing OIS of currency (j) with fixed rate S_N , where $T_0 \geq t$. If the party 1 takes a receiver position, we have

$$dD_s = \sum_{n=1}^N \delta_{T_n}(s) \left[\Delta_n S_N + 1 - \exp \left(\int_{T_{n-1}}^{T_n} c_u^{(j)} du \right) \right] \quad (6.9)$$

where Δ is day-count fraction of the fixed leg, and $\delta_T(\cdot)$ denotes Dirac delta function at T .

Using the results of Sec. 3, in the case of currency (k) collateralization, we have

$$V_t^{(j)} = E^{Q^{(j)}} \left[\int_{]T_0, T_N]} \exp \left(- \int_t^s (c_u^{(j)} + y_u^{(j,k)}) du \right) dD_s \middle| \mathcal{F}_t \right] \quad (6.10)$$

$$= \sum_{n=1}^N E^{Q^{(j)}} \left[e^{-\int_t^{T_n} (c_u^{(j)} + y_u^{(j,k)}) du} \left(\Delta_n S_N + 1 - e^{\int_{T_{n-1}}^{T_n} c_u^{(j)} du} \right) \middle| \mathcal{F}_t \right]. \quad (6.11)$$

In particular, if OIS is collateralized by its domestic currency (j), we have

$$V_t^{(j)} = \sum_{n=1}^N \Delta_n D^{(j)}(t, T_n) S_N - \left(D^{(j)}(t, T_0) - D^{(j)}(t, T_N) \right), \quad (6.12)$$

and hence the par rate is given by

$$S_N = \frac{D^{(j)}(t, T_0) - D^{(j)}(t, T_N)}{\sum_{n=1}^N \Delta_n D^{(j)}(t, T_n)}. \quad (6.13)$$

6.4 Cross Currency Swap

Cross currency swap (CCS) is one of the most fundamental products in FX market. Especially, for maturities longer than a few years, CCS is much more liquid than FX forward contract, which gives CCS a special role for model calibrations. The current market is dominated by USD crosses where 3m USD Libor flat is exchanged by 3m Libor of a different currency with additional (negative in many cases) basis spread. The most popular type of CCS is called MtMCCS (Mark-to-Market CCS) in which the notional of USD leg is rest at the start of every calculation period of Libor, while the notional of the other leg is kept constant throughout the contract period. For model calibration, MtMCCS should be used as we have done in Ref. [10] considering its liquidity. However, in this paper, we study a different type of CCS, which is actually tradable in the market, to make the link between y and CCS much clearer.

We study the Mark-to-Market cross currency overnight index swap (MtMCCOIS), which is exactly the same as the usual MtMCCS except that it pays a compounded ON rate, instead of the Libor, of each currency periodically. Let us consider (i, j) -MtMCCOIS where currency (i) intended to be USD and needs notional refreshments, and currency (j)

is the one in which the basis spread is to be paid. Let us suppose the party 1 is the spread receiver and consider T_0 -start T_N -maturing (i, j) -MtMCCOIS. For the (j) -leg, we have

$$dD_s^{(j)} = -\delta_{T_0}(s) + \delta_{T_N}(s) + \sum_{n=1}^N \delta_{T_n}(s) \left[\left(e^{\int_{T_{n-1}}^{T_n} c_u^{(j)} du} - 1 \right) + \delta_n B_N \right], \quad (6.14)$$

where B_N is the basis spread of the contract. For (i) -leg, in terms of currency (i) , we have

$$dD_s^{(i)} = \sum_{n=1}^N \left[\delta_{T_{n-1}}(s) f_x^{(i,j)}(T_{n-1}) - \delta_{T_n}(s) f_x^{(i,j)}(T_{n-1}) e^{\int_{T_{n-1}}^{T_n} c_u^{(i)} du} \right]. \quad (6.15)$$

In total, in terms of currency (j) , we have

$$dD_s = dD_s^{(j)} + f_x^{(j,i)}(s) dD_s^{(i)} \quad (6.16)$$

$$= dD_s^{(j)} + \sum_{n=1}^N \left[\delta_{T_{n-1}}(s) - \delta_{T_n}(s) \frac{f_x^{(j,i)}(T_n)}{f_x^{(j,i)}(T_{n-1})} e^{\int_{T_{n-1}}^{T_n} c_u^{(i)} du} \right] \quad (6.17)$$

$$= \sum_{n=1}^N \delta_{T_n}(s) \left[e^{\int_{T_{n-1}}^{T_n} c_u^{(j)} du} + \delta_n B_N - \frac{f_x^{(j,i)}(T_n)}{f_x^{(j,i)}(T_{n-1})} e^{\int_{T_{n-1}}^{T_n} c_u^{(i)} du} \right]. \quad (6.18)$$

If the collateralization is done by currency (k) , then the value for the party 1 is given by

$$V_t = \sum_{n=1}^N E^{Q^{(j)}} \left[e^{-\int_t^{T_n} (c_u^{(j)} + y_u^{(j,k)}) du} \left\{ e^{\int_{T_{n-1}}^{T_n} c_u^{(j)} du} + \delta_n B_N - \frac{f_x^{(j,i)}(T_n)}{f_x^{(j,i)}(T_{n-1})} e^{\int_{T_{n-1}}^{T_n} c_u^{(i)} du} \right\} \Big| \mathcal{F}_t \right], \quad (6.19)$$

where $T_0 \geq t$. In particular, let us consider the case where the swap is collateralized by currency (i) (or USD), which looks popular in the market.

$$\begin{aligned} V_t &= \sum_{n=1}^N \delta_n B_N D^{(j)}(t, T_n) e^{-\int_t^{T_n} y^{(j,i)}(t,u) du} \\ &\quad - \sum_{n=1}^N D^{(j)}(t, T_{n-1}) e^{-\int_t^{T_{n-1}} y^{(j,i)}(t,u) du} \left(1 - e^{-\int_{T_{n-1}}^{T_n} y^{(j,i)}(t,u) du} \right) \\ &= \sum_{n=1}^N \left[\delta_n B_N D^{(j,i)}(t, T_n) - D^{(j,i)}(t, T_{n-1}) \left(1 - e^{-\int_{T_{n-1}}^{T_n} y^{(j,i)}(t,u) du} \right) \right]. \quad (6.20) \end{aligned}$$

Here, we have assumed the independence of $c^{(j)}$ and $y^{(j,i)}$. In fact, the assumption seems reasonable according to the recent historical data studied in Ref. [10]. In this case, we obtain the par MtMCCOIS basis spread as

$$B_N = \frac{\sum_{n=1}^N D^{(j,i)}(t, T_{n-1}) \left(1 - e^{-\int_{T_{n-1}}^{T_n} y^{(j,i)}(t,u) du} \right)}{\sum_{n=1}^N \delta_n D^{(j,i)}(t, T_n)}. \quad (6.21)$$

Thus, it is easy to see that

$$B_N \sim \frac{1}{T_N - T_0} \int_{T_0}^{T_N} y^{(j,i)}(t, u) du, \quad (6.22)$$

which gives us the relation between the relative difference of collateral cost $y^{(j,i)}$ and the observed cross currency basis. Therefore, the cost of collateral y is directly linked to the dynamics of CCS markets.

Remark: Origin of $y^{(i,j)}$ in Pricing Formula

Here, let us comment about the origin of y spread in our pricing formula in Proposition 1. Consider the following hypothetical but plausible situation to get a clear image:

(1): An interest rate swap market where the participants are discounting future cash flows by domestic OIS rate, regardless of the collateral currency, and assume there is no price dispute among them. (2): Party 1 enters two opposite trades with party 2 and 3, and they are agree to have CSA which forces party 2 and 3 to always post a domestic currency U as collateral, but party 1 is allowed to use a foreign currency E as well as U . (3): There is very liquid CCOIS market which allows firms to enter arbitrary length of swap. The spread y is negative for CCOIS between U and E , where U is a base currency (such as USD in the above explanation).

In this example, the party 1 can definitely make money. Suppose, at a certain point, the party 1 receives N unit amount of U from the party 2 as collateral. Party 1 enters a CCOIS as spread payer, exchanging N unit amount of U and the corresponding amount of E , by which it can finance the foreign currency E by the rate of (E 's OIS $+y$). Party 1 also receives U 's OIS rate from the CCOIS counter party, which is going to be paid as the collateral margin to the party 2. Party 1 also posts E to the party 3 since it has opposite position, it receives E 's OIS rate as the collateral margin from the party 3. As a result, the party 1 earns $-y$ (> 0) on the notional amount of collateral. It can rollover the CCOIS, or unwind it if y 's sign flips.

Of course, in the real world, CCS can only be traded with certain terms which makes the issue not so simple. However, considering significant size of CCS spread (a several tens of bps) it still seems possible to arrange appropriate CCS contracts to achieve cheaper funding. For a very short term, it may be easier to use FX forward contracts for the same purpose. In order to prohibit this type of arbitrage, party 1 should pay extra premium to make advantageous CSA contracts. This is exactly the reason why our pricing formula contains the spread y .

6.5 Calibration to swap markets

For the details of calibration procedures, the numerical results and recent historical behavior of underlyings are available in Refs. [7, 10]. The procedures can be briefly summarized as follows: (1) Calibrate the forward collateral rate $c^{(i)}(0, t)$ for each currency using OIS market. (2) Calibrate the forward Libor curves by using the result of (1), IRS and tenor swap markets. (3) Calibrate the forward $y^{(i,j)}(0, t)$ spread for each relevant currency pair by using the results of (1),(2) and CCS markets.

Although we can directly obtain the set of $y^{(i,j)}$ from CCS, we cannot uniquely determine each $y^{(i)}$, which is necessary for the evaluation of Gateaux derivative when we deal with unilateral collateralization and CCA (collateral cost adjustment). For these cases, we need to make an assumption on the risk-free rate for one *and only one* currency. For example, if we assume that ON rate and the risk-free rate of currency (j) are the same, and hence $y^{(j)} = 0$, then the forward curve of y^{USD} is fixed by $y^{\text{USD}}(0, t) = -y^{(j, \text{USD})}(0, t)$. Then using the result of y^{USD} , we obtain $\{y^{(k)}\}$ for all the other currencies by making use of $\{y^{(k, \text{USD})}\}$ obtained from CCS markets. More ideally, each financial firm may carry out some analysis on the risk-free profit rate of cash pool or more advanced econometric analysis on the risk-free rate, such as those given in Feldhütter & Lando (2008) [6].

7 Numerical Studies for Asymmetric Collateralization

In this section, we study the effects of asymmetric collateralization on the two fundamental products, MtMCCOIS and OIS, using Gateaux derivative. For both cases, we use the following dynamics in Monte Carlo simulation:

$$dc_t^{(j)} = \left(\theta^{(j)}(t) - \kappa^{(j)} c_t^{(j)} \right) dt + \sigma_c^{(j)} dW_t^1 \quad (7.1)$$

$$dc_t^{(i)} = \left(\theta^{(i)}(t) - \rho_{2,4} \sigma_c^{(i)} \sigma_x^{(j,i)} - \kappa^{(i)} c_t^{(i)} \right) dt + \sigma_c^{(i)} dW_t^2 \quad (7.2)$$

$$dy_t^{(j,i)} = \left(\theta^{(j,i)}(t) - \kappa^{(j,i)} y_t^{(j,i)} \right) dt + \sigma_y^{(j,i)} dW_t^3 \quad (7.3)$$

$$d \ln f_x^{(j,i)} = \left(c_t^{(j)} - c_t^{(i)} + y_t^{(j,i)} - \frac{1}{2} (\sigma_x^{(j,i)})^2 \right) dt + \sigma_x^{(j,i)} dW_t^4 \quad (7.4)$$

where $\{W^i, i = 1 \dots 4\}$ are Brownian motions under the spot martingale measure of currency (j). Every $\theta(t)$ is a deterministic function of time, and is adjusted in such a way that we can recover the initial term structures of the relevant variable. We assume every κ and σ are constants. We allow general correlation structure ($d[W^i, W^j]_t = \rho_{i,j} dt$) except that $\rho_{3,j} = 0$ for all $j \neq 3$. The above dynamics is chosen just for simplicity and demonstrative purpose, and generic HJM framework can also be applied to the evaluation of Gateaux derivative. For details of more general dynamics in HJM framework, see Refs. [8, 9]. In the following, we use the term structure for the (i, j) pair taken from the typical data of (USD, JPY) in early 2010 for presentation. In Appendix E, we have provided the term structures and other parameters used in calculation.

The discussed form of asymmetry is particularly interesting, since even if the relevant CSA is actually symmetric, the asymmetry arises effectively if there is difference in the level of sophistication of collateral management. From the following two examples, one can see that the efficient collateral management is practically relevant and the firms who are incapable of doing so will have to pay quite expensive cost to the counter party, and vice versa.

7.1 Asymmetric Collateralization for MtMCCOIS

We now implement Gateaux derivative using Monte Carlo simulation based on the model we have just explained. To see the reliability of Gateaux derivative, we have compared it with a numerical result directly obtained from PDE using a simplified setup in Appendix D.

Firstly, we consider MtMCCOIS explained in Sec. 6.4. We consider a spot-start, T_N -maturing (i, j) -MtMCCOIS, where the leg of currency (i) (intended to be USD) needs notional refreshments. Let us assume perfect but asymmetric collateralization as follows: (1) Party 1 is the basis spread payer and can use either the currency (i) or (j) as collateral. (2) Party 2 is the basis spread receiver and can only use the currency (i) as collateral.

In this case, the price of the contract at time 0 from the view point of party 1 is given by

$$V_0 = E^{Q^{(j)}} \left[\int_{]0, T_N]} \exp \left(- \int_0^s R(u, V_u) du \right) dD_s \right] \quad (7.5)$$

where

$$R(t, V_t) = c_t^{(j)} + y_t^{(j,i)} + \max(-y_t^{(j,i)}, 0) \mathbf{1}_{\{V_t < 0\}}, \quad (7.6)$$

and

$$dD_s = \sum_{n=1}^N \left\{ \delta_{T_n}(s) \left[-e^{\int_{T_{n-1}}^{T_n} c_u^{(j)} du} - \delta_n B + \frac{f_x^{(j,i)}(T_n)}{f_x^{(j,i)}(T_{n-1})} e^{\int_{T_{n-1}}^{T_n} c_u^{(i)} du} \right] \right\}. \quad (7.7)$$

Using Gateaux derivative, we can approximate the contract price as

$$V_0 \simeq V_0(0) + \nabla V_0 \left(0; \max(-y^{(j,i)}, 0) \right), \quad (7.8)$$

where

$$\begin{aligned} & \nabla V_0 \left(0; \max(-y^{(j,i)}, 0) \right) \\ &= E^{Q^{(j)}} \left[\int_0^{T_N} e^{-\int_0^s (c_u^{(j)} + y_u^{(j,i)}) du} \max(-V_s(0), 0) \max(-y_s^{(j,i)}, 0) ds \right]. \end{aligned} \quad (7.9)$$

Although $V_t(0)$ is simply a price under symmetric collateralization using currency (i) , we need to be careful about the advance reset conventions. One can show that

$$\begin{aligned} V_t(0) &= \sum_{n=\gamma(t)+1}^N E^{Q^{(j)}} \left[e^{-\int_t^{T_n} (c_u^{(j)} + y_u^{(j,i)}) du} \left\{ -e^{\int_{T_{n-1}}^{T_n} c_u^{(j)} du} - \delta_n B + \frac{f_x^{(j,i)}(T_n)}{f_x^{(j,i)}(T_{n-1})} e^{\int_{T_{n-1}}^{T_n} c_u^{(i)} du} \right\} \middle| \mathcal{F}_t \right] \\ &+ E^{Q^{(j)}} \left[e^{-\int_t^{T_{\gamma(t)}} (c_u^{(j)} + y_u^{(j,i)}) du} \left\{ -e^{\left(\int_{T_{\gamma(t)-1}}^t + \int_t^{T_{\gamma(t)}} \right) c_u^{(j)} du} - \delta_{\gamma(t)} B + \frac{e^{\int_{T_{\gamma(t)-1}}^t c_u^{(i)} du}}{f_x^{(j,i)}(T_{\gamma(t)-1})} e^{\int_t^{T_{\gamma(t)}} c_u^{(i)} du} f_x^{(j,i)}(T_{\gamma(t)}) \right\} \middle| \mathcal{F}_t \right], \end{aligned} \quad (7.10)$$

where $\gamma(t) = \min\{n; T_n > t, n = 1 \dots N\}$. Note that $T_{\gamma(t)-1} < t$ since we are considering spot-start swap (or $T_0 = 0$). Assuming the independence of $y^{(j,i)}$ and other variables, we can simplify $V_t(0)$ and obtains

$$\begin{aligned} V_t(0) &= - \sum_{n=\gamma(t)}^N D^{(j)}(t, T_n) Y^{(j,i)}(t, T_n) \delta_n B + \sum_{n=\gamma(t)+1}^N D^{(j)}(t, T_{n-1}) \left(Y^{(j,i)}(t, T_{n-1}) - Y^{(j,i)}(t, T_n) \right) \\ &- Y^{(j,i)}(t, T_{\gamma(t)}) e^{\int_{T_{\gamma(t)-1}}^t c_s^{(j)} ds} + \frac{f_x^{(j,i)}(t)}{f_x^{(j,i)}(T_{\gamma(t)-1})} e^{\int_{T_{\gamma(t)-1}}^t c_s^{(i)} ds}, \end{aligned} \quad (7.11)$$

where we have defined $Y^{(j,i)}(t, T) = E^{Q^{(j)}} \left[e^{-\int_t^T y_s^{(j,i)} ds} \middle| \mathcal{F}_t \right]$.

In Figs. 1 and 2, we have shown the numerical result of Gateaux derivative, which is the price difference from the symmetric limit, for 10y and 20y MtMCCOIS, respectively. The spread B was chosen in such way that the value in symmetric limit, $V_0(0)$, becomes zero. In both cases, the horizontal axis is the annualized volatility of $y^{(j,i)}$, and the vertical one is the price difference in terms of bps of notional of currency (j). When the party 1 is the spread receiver, we have used the right axis. The results are rather insensitive to the FX volatility due to the notional refreshments of currency- (i) leg. From the historical analysis performed in Ref. [10], we know that annualized volatility of $y^{(j,i)}$ tends to be 50bps or so in a calm market, but it can be (100 ~ 200)bps or more in a volatile market for major currency pairs, such as (EUR,USD) and (USD, JPY). Therefore, the impact of asymmetric collateralization in this example can be practically very significant when party 1 is the spread payer. When the party 1 is the spread receiver, one sees that the impact of asymmetry is very small, only a few bps of notional. This can be easily understood in the following way: When the party 1 has a negative mark-to-market value and has the option to change the collateral currency, $y^{(j,i)}$ tends to be large and hence the optimal currency remains the same currency (i).

Finally, let us briefly mention about the standard MtMCCS with Libor payments. As discussed in Ref. [10], the contribution from Libor-OIS spread to CCS is not significant relative to that of $y^{(j,i)}$. Therefore, the numerical significance of asymmetric collateralization is expected to be quite similar in the standard case, too.

7.2 Asymmetric Collateralization for OIS

Now we study the impact of asymmetric collateralization on OIS. We consider OIS of currency (j), and assume the following asymmetry in collateralization:

- (1) Party 1 is the fixed receiver and can use either the currency (i) or (j) as collateral.
- (2) Party 2 is the fixed payer can only use the currency (j) (domestic currency) as collateral.

For spot-start, T_N -maturing OIS, we have

$$V_0 = E^{Q^{(j)}} \left[\int_{]0, T_N]} e^{-\int_0^s R(u, V_u) du} dD_s \right], \quad (7.12)$$

where

$$dD_s = \sum_{n=1}^N \delta_{T_n}(s) \left[\delta_n S - \left(e^{\int_{T_{n-1}}^{T_n} c_u^{(j)} du} - 1 \right) \right], \quad (7.13)$$

and

$$R(t, V_t) = c_t^{(j)} + \max(y_t^{(j,i)}, 0) \mathbf{1}_{\{V_t < 0\}}. \quad (7.14)$$

Using Gateaux derivative, the above swap value can be approximated as

$$V_0 \simeq V_0(0) + \nabla V_t(0; \max(y_t^{(j,i)}, 0)), \quad (7.15)$$

where

$$\nabla V_0(0; \max(y^{(j,i)}, 0)) = E^{Q^{(j)}} \left[\int_0^T e^{-\int_0^s c_u^{(j)} du} \max(-V_s(0), 0) \max(y_s^{(j,i)}, 0) ds \right], \quad (7.16)$$

and

$$\begin{aligned}
V_t(0) &= E^{Q^{(j)}} \left[\sum_{n=\gamma(t)}^N e^{-\int_t^{T_n} c_u^{(j)} du} \left\{ \delta_n S - \left(e^{\int_{T_{n-1}}^{T_n} c_u^{(j)} du} - 1 \right) \right\} \middle| \mathcal{F}_t \right] \\
&= \sum_{n=\gamma(t)}^N D^{(j)}(t, T_n) \delta_n S - e^{\int_{T_{\gamma(t)}}^t c_u^{(j)} du} + D^{(j)}(t, T_N). \tag{7.17}
\end{aligned}$$

Here, S is the fixed OIS rate.

In Figs. 3, 4, and 5, we have shown the numerical results Gateaux derivative for 10y and 20y OIS. In the first two figures, we have fixed $\sigma_c^{(j)} = 1\%$ and changed $\sigma_y^{(j,i)}$ to see the sensitivity against CCS. In the last figure, we have fixed the $y^{(j,i)}$ volatility as $\sigma_y^{(j,i)} = 0.75\%$ and changed the volatility of collateral rate $c^{(j)}$. Since the term structure of OIS rate is upward sloping, the mark-to-market value of a receiver tends to be negative in the long end of the contract, which makes the optionality of collateral currency choice larger and hence bigger price difference relative to the payer case.

8 General Implications of Asymmetric Collateralization

From the results of section 7, we have seen the practical significance of asymmetric collateralization. It is now clear that sophisticated financial firms may obtain significant funding benefit from the less-sophisticated counter parties by carrying out clever collateral strategies.

Before concluding the paper, let us explain two generic implications of collateralization one for netting and the other for resolution of information, which is closely related to the observation just explained. Although derivation itself can be done in exactly the same way as Ref. [3] after the reinterpretation of several variables, we get new insights for collateralization that can be important for the appropriate design and regulations for the financial market.

8.1 An implication for Netting

Proposition 2⁵ *Assume perfect collateralization. Suppose that, for each party i , y_t^i is bounded and does not depend on the contract value directly. Let V^a , V^b , and V^{ab} be, respectively, the value processes (from the view point of party 1) of contracts with cumulative dividend processes D^a , D^b , and $D^a + D^b$. If $y^1 \geq y^2$, then $V^{ab} \geq V^a + V^b$, and if $y^1 \leq y^2$, then $V^{ab} \leq V^a + V^b$.*

Proof is available in Appendix B. The interpretation of the proposition is very clear: The party who has the higher funding cost y due to asymmetric CSA or lack of sophistication in collateral management prefer to have netting agreements to decrease funding cost. On the other hand, an advanced financial firm who has capability to carry out optimal collateral strategy to achieve the lowest possible value of y tries to avoid netting to exploit

⁵We assume perfect collateralization just for clearer interpretation. The results will not change qualitatively as long as $\delta^i y_t^i > (1 - R_t^i)(1 - \delta_t^i)^+ h_t^i - (1 - R_t^j)(\delta_t^i - 1)^+ h_t^j$.

funding benefit. For example, an advanced firm may prefer to enter an opposite trade with a different counterparty rather than to unwind the original trade. For standardized products traded through CCPs, such a firm may prefer to use several clearing houses cleverly to avoid netting.

The above finding seems slightly worrisome for the healthy development of CCPs. Advanced financial firms that have sophisticated financial technology and operational system are usually primary members of CCPs, and some of them are trying to set up their own clearing service facility. If those firms try to exploit funding benefit, they avoid concentration of their contracts to major CCPs and may create very disperse interconnected trade networks and may reduce overall netting opportunity in the market. Although remaining credit exposure is very small as long as collateral is successfully being managed, the dispersed use of CCPs may worsen the systemic risk once it fails. In the work of Duffie & Huang [3], the corresponding proposition is derived in the context of bilateral CVA. We emphasize that one important practical difference is the strength of incentives provided to financial firms. Although it is somewhat obscure how to realize profit/loss reflected in CVA, it is rather straightforward in the case of collateralization by making use of CCS market as we have explained in the remarks of Sec. 6.4.

8.2 An implication for Resolution of Information

We once again follow the setup given in Ref [3]. We assume the existence of two markets: One is market F , which has filtration \mathbb{F} , that is the one we have been studying. The other one is market G with filtration $\mathbb{G} = \{\mathcal{G}_t : t \in [0, T]\}$. The market G is identical to the market F except that it has earlier resolution of uncertainty, or in other words, $\mathcal{F}_t \subseteq \mathcal{G}_t$ for all $t \in [0, T]$ while $\mathcal{F}_0 = \mathcal{G}_0$. The spot martingale measure Q is assumed to apply to the both markets.

Proposition 3 ⁶ *Assume perfect collateralization. Suppose that, for each party i , y^i is bounded and does not depend on the contract value directly. Suppose that r , y^1 and y^2 are adapted to both the filtrations \mathbb{F} and \mathbb{G} . The contract has cumulative dividend process D , which is a semimartingale of integrable variation with respect to filtrations \mathbb{F} and \mathbb{G} . Let V^F and V^G denote, respectively, the values of the contract in markets F and G from the view point of party 1. If $y^1 \geq y^2$, then $V_0^F \geq V_0^G$, and if $y^1 \leq y^2$, then $V_0^F \leq V_0^G$.*

Proof is available in Appendix C. The proposition implies that the party who has the higher effective funding cost y either from the lack of sophisticated collateral management technique or from asymmetric CSA would like to delay the information resolution to avoid timely margin call from the counterparty. The opposite is true for advanced financial firms which are likely to have advantageous CSA and sophisticated system. The incentives to obtain funding benefit will urge these firms to provide mark-to-market information of contracts to counter parties in timely manner, and seek early resolution of valuation dispute to achieve significant funding benefit. Considering the privileged status of these firms, the latter effects will probably be dominant in the market.

⁶We assume perfect collateralization just for clearer interpretation. The results will not change qualitatively as long as $\delta^i y_t^i > (1 - R_t^i)(1 - \delta_t^i)^+ h_t^i - (1 - R_t^j)(\delta_t^i - 1)^+ h_t^j$.

9 Conclusions

This article develops the methodology to deal with asymmetric and imperfect collateralization as well as remaining counterparty credit risk. It was shown that all of the issues are able to be handled in an unified way by making use of Gateaux derivative. We have shown that the resulting formula contains CCA that represents adjustment of collateral cost due to the deviation from the perfect collateralization, and the terms corresponding CVA, which now contains the possible dependency among cost of collaterals, hazard rates, collateral coverage ratio and the underlying contract value. Even if we assume that the collateral coverage ratio and recovery rate are constant, the change of effective discounting rate induced by collateral cost and its correlation to other variables may significantly change the value of CVA.

Direct link of CCS spread and collateral cost allows us to study the numerical significance of asymmetric collateralization. From the numerical analysis using CCS and OIS, the relevance of sophisticated collateral management is now clear. If a financial firm is incapable of choosing the cheapest collateral currency, it has to pay very expensive funding cost to the counter party. We also explained the issue of one-way CSA, which is common when SSA entities are involved. If the funding cost of collateral (or "y") rises, the financial firm that is the counterparty of SSA may suffer from significant loss of mark-to-market value as well as the huge cash-flow mismatch.

The article also discussed some generic implications of collateralization. In particular, it was shown that the sophisticated financial firms are likely to avoid netting of trades if they try to exploit funding benefit as much as possible, which may reduce the overall netting opportunity and potentially increase the systemic risk in the financial market.

A Proof of Proposition 1

Firstly, we consider the SDE for S_t . Let us define $L_t = 1 - H_t$. One can show that

$$\begin{aligned} & \beta_t^{-1} S_t + \int_{]0,t]} \beta_u^{-1} L_u (dD_u + q(u, S_u) S_u du) + \int_{]0,t]} \beta_u^{-1} L_{u-} (Z^1(u, S_{u-}) dH_u^1 + Z^2(u, S_{u-}) dH_u^2) \\ &= \mathbf{E}^Q \left[\int_{]0,T]} \beta_u^{-1} \mathbf{1}_{\{\tau > u\}} \left\{ dD_u + (y_u^1 \delta_u^1 \mathbf{1}_{\{S_u < 0\}} + y_u^2 \delta_u^2 \mathbf{1}_{\{S_u \geq 0\}}) S_u du \right\} \right. \\ & \quad \left. + \int_{]0,T]} \beta_u^{-1} L_{u-} \left(Z^1(u, S_{u-}) dH_u^1 + Z^2(u, S_{u-}) dH_u^2 \right) \middle| \mathcal{F}_t \right] = m_t \end{aligned} \quad (\text{A.1})$$

where

$$q(t, v) = y_t^1 \delta_t^1 \mathbf{1}_{\{v < 0\}} + y_t^2 \delta_t^2 \mathbf{1}_{\{v \geq 0\}} \quad (\text{A.2})$$

and $\{m_t\}_{t \geq 0}$ is a Q -martingale. Thus we obtain the following SDE:

$$dS_t - r_t S_t dt + L_t (dD_t + q(t, S_t) S_t dt) + L_{t-} (Z^1(t, S_{t-}) dH_t^1 + Z^2(t, S_{t-}) dH_t^2) = \beta_t dm_t . \quad (\text{A.3})$$

Using the decomposition of H_t^i , we get

$$dS_t - r_t S_t dt + L_t (dD_t + q(t, S_t) S_t dt) + L_t (Z^1(t, S_t) h_t^1 + Z^2(t, S_t) h_t^2) dt = dn_t , \quad (\text{A.4})$$

where we have defined

$$dn_t = \beta_t dm_t - L_{t-} (Z^1(t, S_{t-}) dM_t^1 + Z^2(t, S_{t-}) dM_t^2) \quad (\text{A.5})$$

and $\{n_t\}_{t \geq 0}$ is also a some Q -martingale. Using the fact that

$$q(t, S_t) S_t + Z^1(t, S_t) h_t^1 + Z^2(t, S_t) h_t^2 = S_t (\mu(t, S_t) + h_t) , \quad (\text{A.6})$$

one can show that the SDE for S_t is given by

$$dS_t = -L_t dD_t + L_t (r_t - \mu(t, S_t) - h_t) S_t dt + dn_t . \quad (\text{A.7})$$

Secondly, let us consider the SDE for V_t . By following the similar procedures, one can easily see that

$$\begin{aligned} & e^{-\int_0^t (r_u - \mu(u, V_u)) du} V_t + \int_{]0, t]} e^{-\int_0^s (r_u - \mu(u, V_u)) du} dD_s \\ &= E^Q \left[\int_{]0, T]} \exp \left(-\int_0^s (r_u - \mu(u, V_u)) du \right) dD_u \middle| \mathcal{F}_t \right] = \tilde{m}_t , \end{aligned} \quad (\text{A.8})$$

where $\{\tilde{m}_t\}_{t \geq 0}$ is a Q -martingale. Thus we have

$$dV_t = -dD_t + (r_t - \mu(t, V_t)) V_t dt + d\tilde{n}_t , \quad (\text{A.9})$$

where

$$d\tilde{n}_t = e^{\int_0^t (r_u - \mu(u, V_u)) du} d\tilde{m}_t , \quad (\text{A.10})$$

and hence $\{\tilde{n}_t\}_{t \geq 0}$ is also a Q -martingale. As a result we have

$$\begin{aligned} d(\mathbf{1}_{\{\tau > t\}} V_t) &= d(L_t V_t) \\ &= L_{t-} dV_t - V_{t-} dH_t - \Delta V_t \Delta H_t \\ &= -L_{t-} dD_t + L_t (r_t - \mu(t, V_t)) V_t dt - L_t V_t h_t dt - \Delta V_t \Delta H_t \\ &\quad + L_{t-} (d\tilde{n}_t - V_{t-} (dM_t^1 + dM_t^2)) \\ &= -L_t dD_t + L_t (r_t - \mu(t, V_t) - h_t) V_t dt - \Delta V_t \Delta H_t + d\tilde{N}_t , \end{aligned} \quad (\text{A.11})$$

where $\{\tilde{N}_t\}_{t \geq 0}$ is a Q -martingale such that

$$d\tilde{N}_t = L_{t-} (d\tilde{n}_t - V_{t-} (dM_t^1 + dM_t^2)) . \quad (\text{A.12})$$

Therefore, by comparing Eqs. (A.7) and (A.11) and also the fact that $S_T = \mathbf{1}_{\{\tau > T\}} V_T = 0$, we cannot distinguish $\mathbf{1}_{\{\tau > t\}} V_t$ from S_t if there is no jump at the time of default $\Delta V_\tau = 0$. ■

B Proof of Proposition 2

Consider the case of $y^1 \geq y^2$. From Eq. (2.6), one can show that the pre-default value V can also be written in the following recursive form:

$$V_t = E^Q \left[-\int_{]t, T]} (r_s - \mu(s, V_s)) V_s ds + \int_{]t, T]} dD_s \middle| \mathcal{F}_t \right] . \quad (\text{B.1})$$

Let us define the following variables:

$$\tilde{V}_t = e^{-\int_0^t (r_s - y_s^1) ds} V_t \quad (\text{B.2})$$

$$\tilde{D}_t = \int_{]0,t]} e^{-\int_0^s (r_u - y_u^1) du} dD_s . \quad (\text{B.3})$$

Note that

$$\begin{aligned} r_t - \mu(t, V_t) &= (r_t - y_t^1) + (y_t^1 - y_t^2) \mathbf{1}_{\{V_t \geq 0\}} \\ &= (r_t - y_t^1) + \eta_t^{1,2} \mathbf{1}_{\{V_t \geq 0\}} , \end{aligned} \quad (\text{B.4})$$

where we have defined $\eta^{i,j} = y^i - y^j$. Using new variables, Eq. (B.1) can be rewritten as

$$\tilde{V}_t = E^Q \left[- \int_{]t,T]} \eta_s^{1,2} \mathbf{1}_{\{\tilde{V}_s \geq 0\}} \tilde{V}_s ds + \int_{]t,T]} d\tilde{D}_s \middle| \mathcal{F}_t \right] . \quad (\text{B.5})$$

And hence we have,

$$\tilde{V}_t^{ab} - \tilde{V}_t^a - \tilde{V}_t^b = E^Q \left[- \int_{]t,T]} \eta_s^{1,2} \left(\max(\tilde{V}_s^{ab}, 0) - \max(\tilde{V}_s^a, 0) - \max(\tilde{V}_s^b, 0) \right) ds \middle| \mathcal{F}_t \right] . \quad (\text{B.6})$$

Let us denote the upper bound of $\eta^{1,2}$ as α , and also define $Y = \tilde{V}^{ab} - \tilde{V}^a - \tilde{V}^b$ and $G_s = -\eta_s^{1,2} \left(\max(\tilde{V}_s^{ab}, 0) - \max(\tilde{V}_s^a, 0) - \max(\tilde{V}_s^b, 0) \right)$. Then, we have $Y_T = 0$ and

$$Y = E^Q \left[\int_{]t,T]} G_s ds \middle| \mathcal{F}_t \right] . \quad (\text{B.7})$$

$$\begin{aligned} G_s &= -\eta_s^{1,2} \left(\max(\tilde{V}_s^{ab}, 0) - \max(\tilde{V}_s^a, 0) - \max(\tilde{V}_s^b, 0) \right) \\ &\geq -\eta_s^{1,2} \left(\max(\tilde{V}_s^{ab}, 0) - \max(\tilde{V}_s^a + \tilde{V}_s^b, 0) \right) \\ &\geq -\eta_s^{1,2} \max \left(\tilde{V}_s^{ab} - \tilde{V}_s^a - \tilde{V}_s^b, 0 \right) \\ &\geq -\alpha |Y_s| . \end{aligned} \quad (\text{B.8})$$

Applying the consequence of the Stochastic Gronwall-Bellman Inequality in Lemma **B2** of Ref. [4] to Y and G , we can conclude $Y_t \geq 0$ for all $t \in [0, T]$, and hence $V^{ab} \geq V^a + V^b$. ■

C Proof of Proposition 3

Consider the case of $y^1 \geq y^2$. Let us define

$$\tilde{V}_t^F = e^{-\int_0^t (r_s - y_s^1) ds} V_t^F \quad (\text{C.1})$$

$$\tilde{V}_t^G = e^{-\int_0^t (r_s - y_s^1) ds} V_t^G , \quad (\text{C.2})$$

as well as

$$\tilde{D}_t = \int_{]0,t]} e^{-\int_0^s (r_u - y_u^1) du} dD_s \quad (\text{C.3})$$

as in the previous section. Then, we have

$$\tilde{V}_t^G = E^Q \left[- \int_{]t,T]} \eta_s^{1,2} \max(\tilde{V}_s^G, 0) ds + \int_{]t,T]} d\tilde{D}_s \middle| \mathcal{G}_t \right] \quad (\text{C.4})$$

$$\tilde{V}_t^F = E^Q \left[- \int_{]t,T]} \eta_s^{1,2} \max(\tilde{V}_s^F, 0) ds + \int_{]t,T]} d\tilde{D}_s \middle| \mathcal{F}_t \right]. \quad (\text{C.5})$$

Now, let us define

$$U_t = E^Q \left[\tilde{V}_t^G \middle| \mathcal{F}_t \right]. \quad (\text{C.6})$$

Then, using Jensen's inequality, we have

$$U_t \leq E^Q \left[- \int_{]t,T]} \eta_s^{1,2} \max(U_s, 0) ds + \int_{]t,T]} d\tilde{D}_s \middle| \mathcal{F}_t \right]. \quad (\text{C.7})$$

Therefore, we obtain

$$\tilde{V}_t^F - U_t \geq E^Q \left[- \int_{]t,T]} \eta_s^{1,2} \left(\max(\tilde{V}_s^F, 0) - \max(U_s, 0) \right) ds \middle| \mathcal{F}_t \right] \quad (\text{C.8})$$

$$\geq E^Q \left[- \int_{]t,T]} \eta_s^{1,2} |\tilde{V}_s^F - U_s| ds \middle| \mathcal{F}_t \right]. \quad (\text{C.9})$$

Using the stochastic Gronwall-Bellman Inequality as before, one can conclude that $\tilde{V}_t^F \geq U_t$ for all $t \in [0, T]$, and in particular, $V_0^F \geq V_0^G$. ■

D Comparison of Gateaux Derivative with PDE

In order to get clear image for the reliability of Gateaux derivative, we compare it with the numerical result directly obtained from PDE. We consider a simplified setup where MtM-CCOIS exchanges the coupons continuously, and the only stochastic variable is a spread y . Consider continuous payment (i, j) -MtMCCOIS where the leg of currency (i) needs notional refreshments. We assume following situation as the asymmetric collateralization:

- (1) Party 1 is the basis spread payer and can use either the currency (i) or (j) as collateral.
- (2) Party 2 is the basis spread receiver and can only use the currency (i) as collateral.

In this case, one can see that the value of t -start T -maturing contract from the view point of party 1 is given by (See, Eq. (6.19).)

$$V_t = E^{Q^{(j)}} \left[\int_t^T \exp \left(- \int_t^s R(u, V_u) du \right) \left(y_s^{(j,i)} - B \right) ds \middle| \mathcal{F}_t \right], \quad (\text{D.1})$$

where

$$R(t, V_t) = c^{(j)}(t) + y_t^{(j,i)} + \max \left(-y_t^{(j,i)}, 0 \right) \mathbf{1}_{\{V_t < 0\}} \quad (\text{D.2})$$

and B is a fixed spread for the contract. $y^{(j,i)}$ is the only stochastic variable and its dynamics is assumed to be given by the following Hull-White model:

$$dy_t^{(j,i)} = \left(\theta^{(j,i)}(t) - \kappa^{(j,i)} y_t^{(j,i)} \right) dt + \sigma_y^{(j,i)} dW_t^{Q^{(j)}} . \quad (\text{D.3})$$

Here, $\theta^{(j,i)}(t)$ is a deterministic function specified by the initial term structure of $y^{(j,i)}$, $\kappa^{(j,i)}$ and $\sigma_y^{(j,i)}$ are constants. $W^{Q^{(j)}}$ is a Brownian motion under the spot martingale measure of currency (j).

The PDE for V_t is given by

$$\frac{\partial}{\partial t} V(t, y) + \left(\gamma(t, y) \frac{\partial V(t, y)}{\partial y} + \frac{(\sigma_y^{(j,i)})^2}{2} \frac{\partial^2}{\partial y^2} V(t, y) \right) - R(t, V(t, y)) V(t, y) + y - B = 0 , \quad (\text{D.4})$$

where

$$\gamma(t, y) = \theta^{(j,i)}(t) - \kappa^{(j,i)} y . \quad (\text{D.5})$$

If party 1 is a spread receiver, we need to change $y - B$ to $B - y$, of course.

Terminal boundary condition is trivially given by $V(T, \cdot) = 0$. On the lower boundary of y or when $y = -M$ ($= y_{\min}$) $\ll 0$, we have $V_t < 0$ for all t . Thus, we have $R(s, V(s, y)) = c^{(j)}(s)$ for all $s \geq t$, if $y = -M$ at time t . Therefore, on the lower boundary, the value of MtMCCOIS is given by

$$\begin{aligned} V(t, -M) &= E^{Q^{(j)}} \left[\int_t^T e^{-\int_t^s c_u^{(j)} du} (y_s^{(j,i)} - B) ds \Big| y_t^{(j,i)} = -M \right] \\ &= \int_t^T D^{(j)}(t, s) \left(-B - \frac{\partial}{\partial s} \ln Y^{(j,i)}(t, s) \right) ds . \end{aligned} \quad (\text{D.6})$$

Since $c^{(j)}(t)$ is a deterministic function, $D^{(j)}(t, s) = D^{(j)}(0, s) / D^{(j)}(0, t)$ is simply given by the forward.

On the other hand, when $y = M$ ($= y_{\max}$) $\gg 0$, we have $V_t > 0$ for all t . Thus we have $R(s, V(s, y)) = c^{(j)}(s) + y^{(j,i)}(s)$ for all $s \geq t$, if $y = M$ at time t . Thus, on the upper boundary, the value of the contract becomes

$$\begin{aligned} V(t, M) &= E^{Q^{(j)}} \left[\int_t^T e^{-\int_t^s (c_u^{(j)} + y_u^{(j,i)}) du} (y_s^{(j,i)} - B) \Big| y_t^{(j,i)} = M \right] \\ &= \int_t^T \left\{ -B D^{(j)}(t, s) Y^{(j,i)}(t, s) - D^{(j)}(t, s) \frac{\partial}{\partial s} Y^{(j,i)}(t, s) \right\} ds . \end{aligned} \quad (\text{D.7})$$

Now let us compare the numerical result between Gateaux derivative and PDE. In the case of Gateaux derivative, the contract value is approximated as

$$V_t \simeq V_t(0) + \nabla V_t \left(0; \max(-y^{(j,i)}, 0) \right) , \quad (\text{D.8})$$

where

$$V_t(0) = E^{Q^{(j)}} \left[\int_t^T e^{-\int_t^s (c_u^{(j)} + y_u^{(j,i)}) du} (y_s^{(j,i)} - B) ds \Big| \mathcal{F}_t \right] , \quad (\text{D.9})$$

and

$$\begin{aligned} & \nabla V_t \left(0; \max(-y^{(j,i)}, 0) \right) \\ &= E^{Q^{(j)}} \left[\int_t^T e^{-\int_t^s (c_u^{(j)} + y_u^{(j,i)}) du} \max(-V_s(0), 0) \max(-y_s^{(j,i)}, 0) ds \middle| \mathcal{F}_t \right]. \end{aligned} \quad (\text{D.10})$$

$V_t(0)$ is the value of the contract under symmetric collateralization where both parties post currency (i) as collateral, and ∇V_t is a deviation from it.

In Fig. 6, we plot the price difference of continuous 10y-MtMCCOIS from its symmetric limit obtained by PDE and Gateaux derivative with various volatility of $y^{(j,i)}$. Term structures of $y^{(j,i)}$ and other curves are given in Appendix E. Here, the spread B is chosen in such a way that the swap price is zero in the case where both parties can only use currency (i) as collateral, or B is a market par spread. The price difference is $V_t - V_t(0)$ and expressed as basis points of notional. From our analysis using the recent historical data in Ref. [10], we know that the annualized volatility of y is around 50 bps for a calm market but it can be more than (100 ~ 200) bps when CCS market is volatile (We have used EUR/USD and USD/JPY pairs.). One observes that Gateaux derivative provides reasonable approximation for wide range of volatility. If the party 1 is a spread receiver, both of the methods give very small price differences, less than 1bp of notional.

E Data used in Numerical Studies

The parameter we have used in simulation are

$$\kappa^{(j)} = \kappa^{(i)} = 1.5\% \quad (\text{E.1})$$

$$\sigma_c^{(j)} = \sigma_c^{(i)} = 1\% \quad (\text{E.2})$$

$$\sigma_x^{(j,i)} = 12\% . \quad (\text{E.3})$$

All of them are defined in annualized term. The volatility of $y^{(j,i)}$ is specified in the main text in each numerical analysis.

Term structures and correlation used in simulation are given in Fig. 7. There we have defined

$$\begin{aligned} R_{\text{OIS}}^{(k)}(T) &= -\frac{1}{T} \ln E^{Q^{(k)}} \left[e^{-\int_0^T c_s^{(k)} ds} \right] \\ R_{y^{(j,i)}}(T) &= -\frac{1}{T} \ln E^{Q^{(j)}} \left[e^{-\int_0^T y_s^{(j,i)} ds} \right] . \end{aligned}$$

The curve data is based on the calibration result of typical JPY and USD market data of early 2010. In Monte Carlo simulation, in order to reduce simulation error, we have adjusted drift terms $\theta(t)$ to achieve exact match to the relevant forwards in each time step.

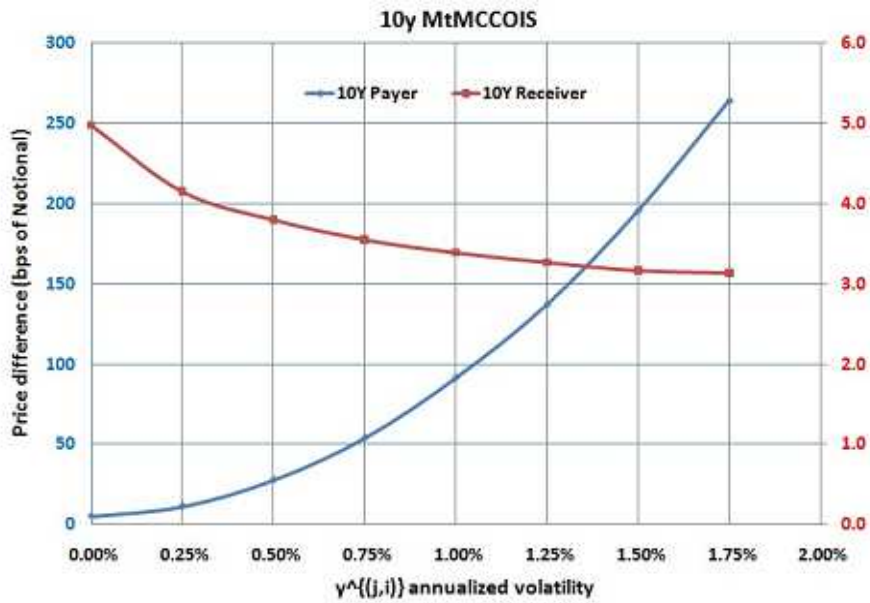


Figure 1: Price difference from symmetric limit for 10y MtMCCOIS

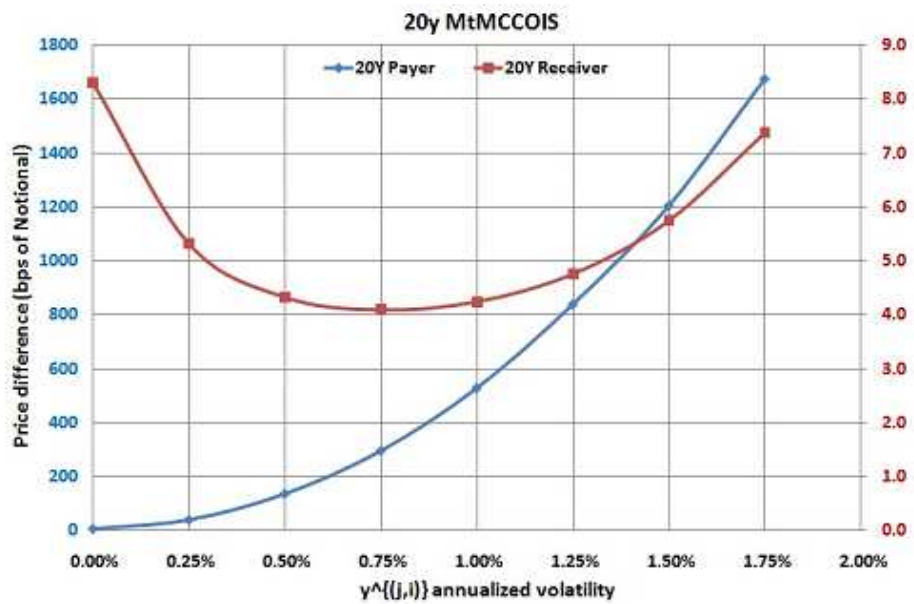


Figure 2: Price difference from symmetric limit for 20y MtMCCOIS

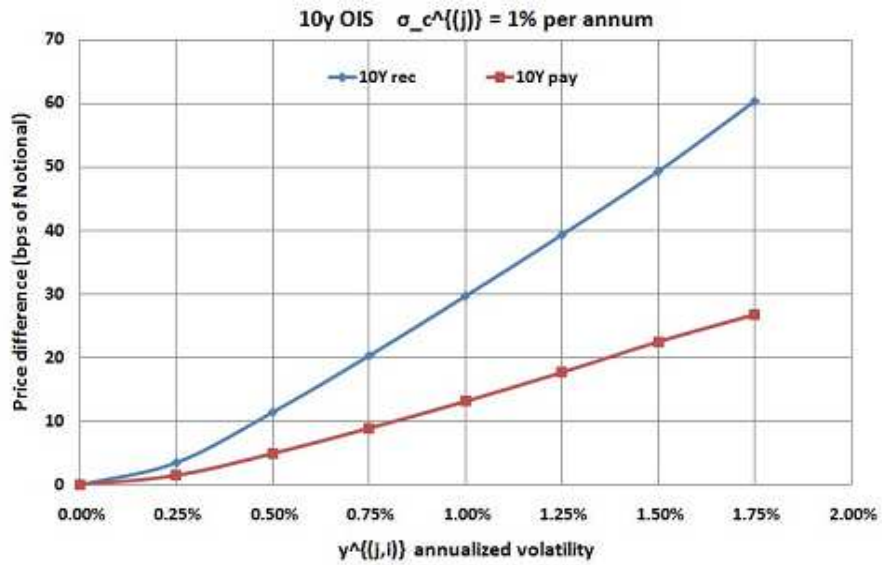


Figure 3: Price difference from symmetric limit for 10y OIS

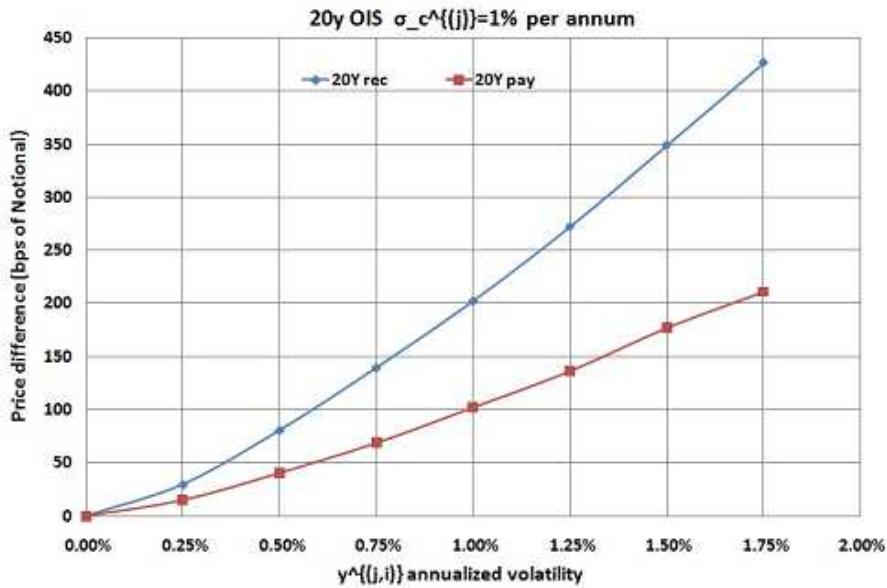


Figure 4: Price difference from symmetric limit for 20y OIS

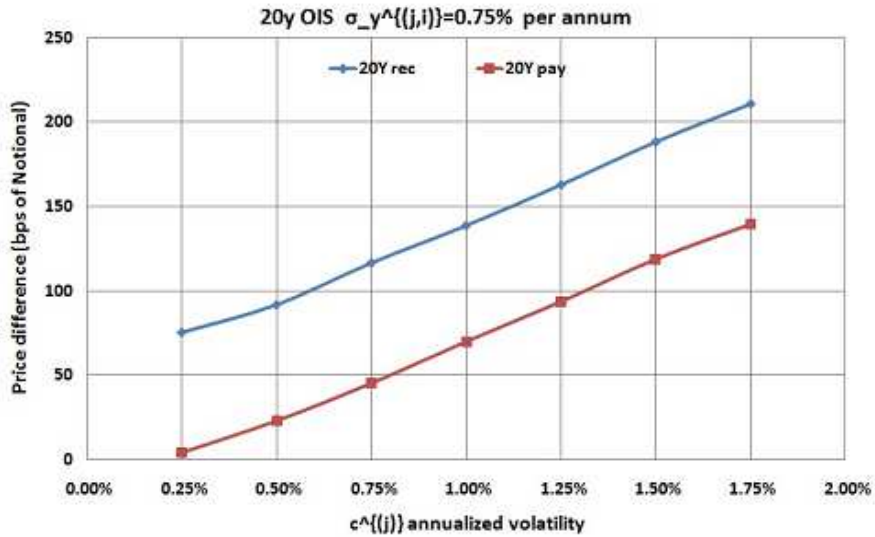


Figure 5: Price difference from symmetric limit for 20y OIS for the change of $\sigma_c^{(j)}$

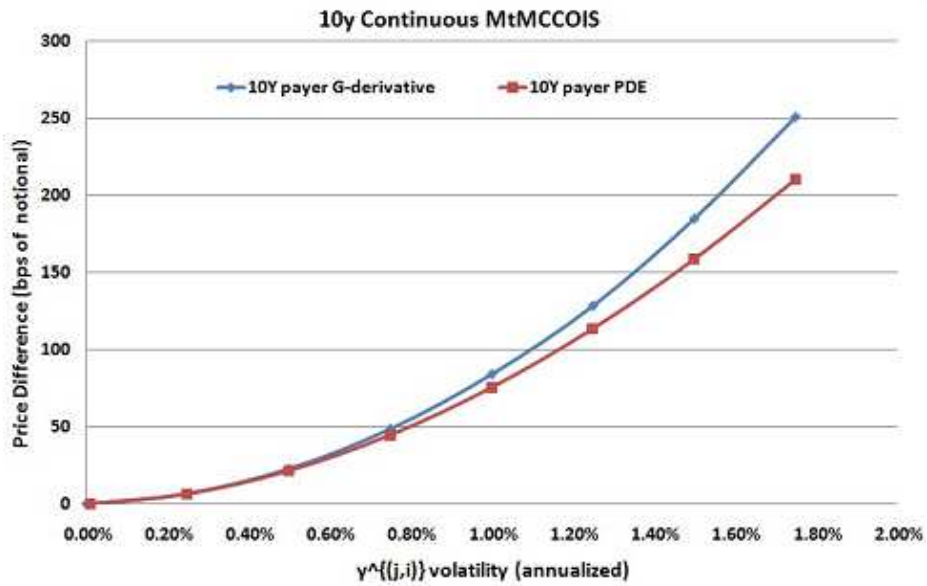


Figure 6: Price difference from symmetric limit for 10y continuous MtMCCOIS

Instantaneous correlation ρ

	c_j	c_i	$fx(i)$	y_{ij}
c_j	100%	24%	-5%	0%
c_i	24%	100%	15%	0%
fx	-5%	15%	100%	0%
y_{ij}	0%	0%	0%	100%

OIS of currency (j)

term	R OIS
1D	0.0950%
1M	0.0943%
3M	0.0943%
6M	0.0960%
1Y	0.0970%
18M	0.1060%
2Y	0.1313%
3Y	0.1866%
4Y	0.2805%
5Y	0.3883%
6Y	0.5167%
7Y	0.6584%
8Y	0.8000%
9Y	0.9418%
10Y	1.0772%
12Y	1.3163%
15Y	1.5727%
20Y	1.8339%
25Y	1.9249%
30Y	1.9627%

OIS of currency (i)

term	R OIS
0D	0.2527%
3m	0.2547%
1y	0.3886%
2y	0.8272%
3y	1.3508%
4y	1.8071%
5y	2.1577%
7y	2.6198%
10y	3.0111%
12y	3.1560%
15y	3.2666%
20y	3.2659%
25y	3.2452%
30y	3.2224%

$y^{(i)}$ spread

term	Ry _{ij}
0D	-0.174%
1Y	-0.197%
2Y	-0.232%
3Y	-0.262%
4Y	-0.287%
5Y	-0.301%
6Y	-0.309%
7Y	-0.312%
8Y	-0.308%
9Y	-0.307%
10Y	-0.300%
12Y	-0.288%
15Y	-0.270%
20Y	-0.242%
25Y	-0.211%
30Y	-0.188%

Figure 7: Term structures and correlation used for simulation

References

- [1] Assefa, S., Bielecki, T., Crepey, S., Jeanblanc, M., 2009, "CVA computation for counterparty risk assessment in credit portfolios".
- [2] Brigo, D. , Morini, M., 2010, "Dangers of Bilateral Counterparty Risk: the fundamental impact of closeout conventions", available at arXiv.
- [3] Duffie, D., Huang, M., 1996, "Swap Rates and Credit Quality," *Journal of Finance*, Vol. 51, No. 3, 921.
- [4] Durrieu, D., Epstein, L.G. (appendix with Skiadas, C.), 1992, "Stochastic Differential Utility," *Econometrica* 60: 353-394.
- [5] Duffie, D., Skiadas, C., 1994, "Continuous-time security pricing: A utility gradient approach," *Journal of Mathematical Economics* 23: 107-131.
- [6] Feldhütter, P., Lando, D., 2008, "Decomposing swap spreads," *Journal of Financial Economics*, 88(2), 375-405.
- [7] Fujii, M., Shimada, Y., Takahashi, A., 2009, "A note on construction of multiple swap curves with and without collateral," *CARF Working Paper Series F-154*, available at <http://ssrn.com/abstract=1440633>.
- [8] Fujii, M., Shimada, Y., Takahashi, A., 2009, "A Market Model of Interest Rates with Dynamic Basis Spreads in the presence of Collateral and Multiple Currencies", *CARF Working Paper Series F-196*, available at <http://ssrn.com/abstract=1520618>.
- [9] Fujii, M., Takahashi, A., 2010, "Modeling of Interest Rate Term Structures under Collateralization and its Implications." Forthcoming in *Proceedings of KIER-TMU International Workshop on Financial Engineering*, 2010.
- [10] Fujii, M., Takahashi, A., 2011, "Choice of Collateral Currency", *Risk Magazine*, Jan., 2011: 120-125.
- [11] ISDA Margin Survey 2010, http://www.isda.org/c_and_a/pdf/ISDA-Margin-Survey-2010.pdf Market Review of OTC Derivative Bilateral Collateralization Practices, http://www.isda.org/c_and_a/pdf/Collateral-Market-Review.pdf ISDA Margin Survey 2009, http://www.isda.org/c_and_a/pdf/ISDA-Margin-Survey-2009.pdf
- [12] Johannes, M. and Sundaresan, S., 2007, "The Impact of Collateralization on Swap Rates", *Journal of Finance* 62, 3834-10.
- [13] Piterbarg, V. , 2010, "Funding beyond discounting : collateral agreements and derivatives pricing" *Risk Magazine*.
- [14] "Dealers face funding time-bomb from one-way CSAs", the article of *RISK.net* (2011, Feb).