

# The VC-Dimension of SQL Queries and Selectivity Estimation Through Sampling\*

Matteo Riondato<sup>†</sup>    Mert Akdere    Uğur Çetintemel    Stanley B. Zdonik  
Eli Upfal

Department of Computer Science, Brown University, Providence, RI  
{matteo, makdere, ugur, sbz, eli}@cs.brown.edu

August 15, 2011

## Abstract

We develop a novel method, based on the statistical concept of the *Vapnik-Chervonenkis dimension*, to evaluate the selectivity (output cardinality) of SQL queries – a crucial step in optimizing the execution of large scale database and data-mining operations. The major theoretical contribution of this work, which is of independent interest, is an explicit bound to the VC-dimension of a range space defined by all possible outcomes of a collection (class) of queries. We prove that the VC-dimension is a function of the maximum number of Boolean operations in the selection predicate and of the maximum number of select and join operations in any individual query in the collection, but it is neither a function of the number of queries in the collection nor of the size (number of tuples) of the database. We leverage on this result and develop a method that, given a class of queries, builds a concise random sample of a database, such that with high probability the execution of *any* query in the class on the sample provides an accurate estimate for the selectivity of the query on the original large database. The error probability holds *simultaneously* for the selectivity estimates of *all* queries in the collection, thus the same sample can be used to evaluate the selectivity of multiple queries, and the sample needs to be refreshed only following major changes in the database. The sample representation computed by our method is typically sufficiently small to be stored in main memory. We present extensive experimental results, validating our theoretical analysis and demonstrating the advantage of our technique when compared to complex selectivity estimation techniques used in PostgreSQL and the Microsoft SQL Server.

## 1 Introduction

As advances in technology allow for the collection and storage of vast databases, there is a growing need for advanced machine learning techniques for speeding up the execution of queries on such large datasets. In this work we focus on the fundamental task of estimating the selectivity, or output size, of a database query, which is a crucial step in a number of query processing tasks such as execution plan optimization and resource allocation in parallel and distributed databases. The task of efficiently obtaining such accurate estimates has been extensively studied in previous work with solutions ranging from storage of pre-computed statistics on the distribution of values in the tables, to online sampling of the databases, and to combinations of the two approaches [Ganguly et al., 1996; Ganti et al., 2000; Gibbons and Matias, 1998; Haas and Swami, 1992, 1995; Hou et al., 1991, 1988; Larson et al., 2007; Lipton and Naughton, 1995; Lipton et al., 1990; Poosala and Ioannidis, 1997]. Histograms, simple yet powerful statistics of the data in the tables, are the most commonly used solution in practice, thanks to their computational and space efficiency. However, there is an inherent limitation to the accuracy of this approach when estimating the selectivity of queries that involve either multiple tables/columns or correlated data. Running the query on freshly sampled data gives more accurate estimates at the cost of delaying the execution of the query while collecting random samples from a disk or other large storage medium and then performing the analysis itself. This approach is therefore

\*Work was supported in part by NSF award IIS-0905553.

<sup>†</sup>Contact author.

usually more expensive than a histogram lookup. Our goal in this work is to exploit both the computational efficiency of using pre-collected data and the provable accuracy of estimates obtained by running a query on a properly sized random sample of the database.

We apply the statistical concept of VC-dimension [Vapnik and Chervonenkis, 1971] to develop and analyze a novel technique to generate accurate estimates of query selectivity. Roughly speaking, the VC-dimension of a collection of indicator functions (hypotheses) is a measure of its complexity or expressiveness (see Sect. 3.1 for formal definitions). A major theoretical contribution of this work, which is of independent interest, is an explicit bound to the VC-dimension of any class of queries, viewed as indicator functions on the Cartesian product of the database tables. In particular, we show that the VC-dimension of a class of queries is a function of the maximum number of Boolean, select and join operations in any query in the class, but it is not a function of the number of different queries in the class. By adapting a fundamental result from the VC-dimension theory to the database setting, we develop a method that for any class of queries, defined by its VC-dimension, builds a concise sample of the database, such that with high probability, the execution of *any* query in the class on the sample provides an accurate estimate for the selectivity of the query on the original large database. The error probability holds *simultaneously* for the selectivity estimate of *all* queries in the collection, thus the same sample can be used to evaluate the selectivity of multiple queries, and the sample needs to be refreshed only following major changes in the database. The size of the sample does not depend on the size (number of tuples) in the database, just on the complexity of the class of queries we plan to run, measured by its VC-dimension. Both the analysis and the experimental results show that accurate selectivity estimates can be obtained using a sample of a surprising small size (see Table 1 for concrete values), which can then reside in main memory, with the net result of a significant speedup in the execution of queries on the sample.

A technical difficulty in applying the VC-dimension results to the database setting is that they assumes the availability of a uniform sample of the Cartesian product of all the tables, while in practice it is more efficient to store a sample of each table separately and run the queries on the Cartesian product of the samples, which has a different distribution than a sample of the Cartesian product of the tables. We develop an efficient procedure for constructing a sample that circumvents this problem (see Sect. 5).

We present extensive experimental results that validate our theoretical analysis and demonstrate the advantage of our technique when compared to complex selectivity estimation techniques used in PostgreSQL and the Microsoft SQL Server. The main advantage of our method is that it gives provably accurate predictions for the selectivities of all queries with up to a given complexity (VC-dimension) specified by the user before creating the sample, while techniques like multidimensional histograms or join synopses are accurate only for the queries for which they are built.

Note that we are only concerned with estimating the selectivity of a query, not with approximating the query answer using a sample of the database (Das [2009] presents a survey of the possible solutions to this latter task).

**Outline.** The rest of the paper is organized as follows. We review the relevant previous work in Sect. 2. In Sect. 3 we formulate the problem and introduce the Vapnik-Chervonenkis dimension and the related tools we use in developing our results. Our main analytical contribution, a bound on the VC dimension of class of queries is presented in Sect. 4. The application of these results for selectivity estimation is given in Sect. 5. Experiments are presented in Sect. 6.

## 2 Related Work

Methods to estimate the selectivity (or cardinality of the output) of queries have been extensively studied in the database literature primarily due to the importance of this task to query plan optimization and resource allocation. A variety of approaches have been explored, ranging from the use of sampling, both online and offline, to the pre-computation of different statistics such as histograms, to the application of methods from machine learning [Chen et al., 1990; Harangsi et al., 1997], data mining [Gryz and Liang, 2004], optimization [Chaudhuri et al., 2007; Markl et al., 2007], and probabilistic modeling [Getoor et al., 2001; Ré and Suciú, 2010].

The use of sampling for selectivity estimation has been studied mainly in the context of online sampling [Lipton and Naughton, 1995; Lipton et al., 1990], where a sample is obtained, one tuple at a time, after the arrival of a query and it used only to evaluate the selectivity of that query and then discarded. Sampling at random from a large database residing on disk is an expensive operation [Brown and Haas, 2006; Gemulla et al., 2006; Olken, 1993], and in some cases sampling for an accurate cardinality estimate is not significantly faster than full execution of the query [Haas et al., 1993, 1994].

A variety of sampling and statistical analysis techniques has been tested to improve the efficiency of the sampling procedures and in particular to identify early stopping conditions. These include sequential sampling analysis [Haas and Swami, 1992; Hou et al., 1991], keeping additional statistics to improve the estimation [Haas and Swami, 1995], labelling the tuples and using label-dependent estimation procedures [Ganguly et al., 1996], or applying the cumulative distribution function inversion procedure [Wu et al., 2001]. Some work also looked at nonuniform sampling [Babcock et al., 2003; Estan and Naughton, 2006] and stratified sampling [Chaudhuri et al., 2007; Joshi and Jermaine, 2008]. Despite all these relevant contributions, online sampling is still considered too expensive for most applications. An offline sampling approach was explored by Ngu et al. [2004], who used systematic sampling (requiring the tuples in a table to be sorted according to one of the attributes) with a sample size dependent on the number of tuples in the table. The paper does not give any explicit guarantee on the accuracy of their predictions. Chaudhuri et al. [2007] present an approach which uses optimization techniques to identify suitable strata before sampling. The obtained sample is such that the mean square error in estimating the selectivity of queries belonging to a given workload is minimized, but there is no quality guarantee on the maximum error. Haas [1996] developed Hoeffding inequalities to bound the probability that the selectivity of a query estimated from a sample deviates more than a given amount from its expectation. However, to estimate the selectivity for multiple queries and obtain a given level accuracy for all of them, simultaneous statistical inference techniques like the union bound should be used, which are known to be overly conservative when the number of queries is large [Miller, 1981]. On the contrary, our result will hold simultaneously for *all* queries within a given complexity (VC dimension).

A technical problem arises when combining join operations and sampling. As pointed out by Chaudhuri et al. [1999], the Cartesian product of uniform samples of a number of tables is different from a uniform sample of the Cartesian product of those tables. Furthermore, given a size  $s$ , it is impossible to a priori determine two sample sizes  $s_1$  and  $s_2$  such that uniform samples of these sizes from the two tables will give, when joined together along a common column, a sample of the join table of size  $s$ . In Sect. 5 we explain why only the first issue is of concern for us and how we circumvent it.

In practice most database systems use pre-computed statistics to predict query selectivity [Ganti et al., 2000; Gibbons and Matias, 1998; Hou et al., 1988; Jin et al., 2006; Larson et al., 2007], with histograms being the most commonly used representation. The construction, maintenance, and use of histograms were thoroughly examined in the literature [Ioannidis and Poosala, 1995; Jagadish et al., 1998; Matias et al., 1998; Poosala et al., 1996], with both theoretical and experimental results. In particular Chaudhuri et al. [1998] rigorously evaluated the size of the sample needed for building a histogram providing good estimates for the selectivities of a large group of (select only, in their case) queries. Kaushik et al. [2005] extensively compared histograms and sampling from a space complexity point of view, although their sample-based estimator did not offer a uniform probabilistic guarantee over a set of queries and they only consider the case of foreign-key equijoins. We address both these points in our work. Although very efficient in terms of storage needs and query time, the quality of estimates through histograms is inherently limited for complex queries because of two major drawbacks in the use of histograms: intra-bucket uniformity assumption (i.e., assuming a uniform distribution for the frequencies of values in the same bucket) and inter-column independence assumption (i.e., assuming no correlation between the values in different columns of the same or of different tables). Different authors suggested solutions to improve the estimation of selectivity without making the above assumptions [Bruno and Chaudhuri, 2004; Dobra, 2005; Poosala and Ioannidis, 1997; Wang and Sevcik, 2003; Wang et al., 1997]. Among these solutions, the use of multidimensional histograms [Bruno et al., 2001; Poosala and Ioannidis, 1997; Srivastava et al., 2006; Wang and Sevcik, 2003] seems the most practical. Nevertheless, these techniques are not widespread due to the extra memory and computational costs in their implementation.

Efficient and practical techniques for drawing random samples from a database and for updating the sample when the underlying tables evolve have been extensively analyzed in the database literature [Brown and Haas, 2006; Gemulla et al., 2006, 2007; Haas and König, 2004; Jermaine et al., 2004].

The *Vapnik-Chervonenkis dimension* was first introduced in a seminal article [Vapnik and Chervonenkis, 1971] on the convergence of probability distributions, but it was only with the work of Haussler and Welzl [1986] and Blumer et al. [1989] that it was applied to computational sampling and learning theory. Since then, VC-dimension has encountered enormous success and application in the fields of computational geometry [Chazelle, 2000; Matoušek, 2002] and machine learning [Anthony and Bartlett, 1999] but its use in system-related fields is not as widespread. In the database literature, it was used in the context of constraint databases to compute good approximations of agre-

gate operators [Benedikt and Libkin, 2002]. VC-dimension-related results were also recently applied in the field of database privacy by Blum, Ligett, and Roth [2008] to show a bound on the number of queries needed for an attacker to learn a private concept in a database. Gross-Amblard [2011] showed that content with unbounded VC-dimension can not be watermarked for privacy purposes.

To the best of our knowledge, our work is the first to provide explicit bounds on the VC-dimension of queries and to apply the results to query selectivity estimation.

### 3 Preliminaries

We consider a database  $\mathcal{D}$  of  $k$  tables  $\mathcal{T}_1, \dots, \mathcal{T}_k$ . We denote a column  $C$  of a table  $\mathcal{T}$  as  $\mathcal{T}.C$  and, for a tuple  $t \in \mathcal{T}$ , the value of  $t$  in the column  $C$  as  $t.C$ . We denote the domain of the values that can appear in a column  $\mathcal{T}.C$  as  $D(\mathcal{T}.C)$ . Our focus is on queries that combine select and join operations, defined as follows. We do not take projection operations into consideration because their selectivities have no impact on query optimization.

**Definition 1.** Given a table  $\mathcal{T}$  with columns  $\mathcal{T}.C_1, \dots, \mathcal{T}.C_\ell$ , a *selection query*  $q$  on  $\mathcal{T}$  is an operation which returns a subset  $S$  of the tuples of  $\mathcal{T}$  such that a tuple  $t$  of  $\mathcal{T}$  belongs to  $S$  if and only if the values in  $t$  satisfy a condition  $\mathcal{C}$  (the *selection predicate*) expressed by  $q$ . In full generality,  $\mathcal{C}$  is the Boolean combination of clauses of the form  $\mathcal{T}.C_i \text{ op } a_i$ , where  $\mathcal{T}.C_i$  is a column of  $\mathcal{T}$ , “op” is one of  $\{<, >, \geq, \leq, =, \neq\}$  and  $a_i$  is an element of the domain of  $\mathcal{T}.C_i$ .

We assume that all  $D(\mathcal{T}.C_i)$  are such that it is possible to build total order relations on them. This assumption does not exclude categorical domains from our discussion, because the only meaningful values for “op” for such domains are “=” and “ $\neq$ ”, so we can just assume an arbitrary but fixed order for the categories in the domain.

**Definition 2.** Given two tables  $\mathcal{T}_1$  and  $\mathcal{T}_2$ , a *join query*  $q$  on a common column  $C$  (i.e. a column present both in  $\mathcal{T}_1$  and  $\mathcal{T}_2$ ) is an operation which returns a subset of the Cartesian product of the tuples in  $\mathcal{T}_1$  and  $\mathcal{T}_2$ . The returned subset is defined as the set

$$\{(t_1, t_2) : t_1 \in \mathcal{T}_1, t_2 \in \mathcal{T}_2, \text{ s.t. } t_1.C \text{ op } t_2.C\}$$

where “op” is one of  $\{<, >, \geq, \leq, =, \neq\}$ .

Our definition of a join query is basically equivalent to that of a *theta-join* [Garcia-Molina et al., 2002, Sect.5.2.7], with the limitation that the join condition  $\mathcal{C}$  can only contain a single clause, i.e. a single condition on the relationship of the values in the shared column  $C$  and only involve the operators  $\{<, >, \geq, \leq, =, \neq\}$  (with their meaning on  $D(C)$ ). The pairs of tuples composing the output of the join in our definition have a one-to-one correspondence with the tuples in the output of the corresponding theta-join.

**Definition 3.** Given a set of  $\ell$  tables  $\mathcal{T}_1, \dots, \mathcal{T}_\ell$ , a *combination of select and join operations* is a query returning a subset of the Cartesian product of the tuples in the sets  $S_1, \dots, S_\ell$ , where  $S_i$  is the output of a selection query on  $\mathcal{T}_i$ . The returned set is defined by the selection queries and by a set of join queries on  $S_1, \dots, S_\ell$ .

**Definition 4.** Given a query  $q$ , a *query plan* for  $q$  is a directed binary tree  $T_q$  whose nodes are the elementary (i.e. select or join) operations into which  $q$  can be decomposed. There is an edge from a node  $a$  to a node  $b$  if the output of  $a$  is used as an input to  $b$ . The operations on the leaves of the tree use one or two tables of the database as input. The output of the operation in the root node of the tree is the output of the query.

It follows from the definition of a combination of select and join operations that a query may conform with multiple query plans. Nevertheless, for all the queries we defined there is (at least) one query plan such that all select operations are in the leaves and internal nodes are join nodes [Garcia-Molina et al., 2002]. To derive our results, we use these specific query plans.

Two crucial definitions that we use throughout the work are the *cardinality* of the output of a query and the equivalent concept of *selectivity* of a query.

**Definition 5.** Given a query  $q$  and a database  $\mathcal{D}$ , the *cardinality* of its output is the number of elements (tuples if  $q$  is a selection queries, pairs of tuples if  $q$  is a join query, and  $\ell$ -uples of tuples for combinations of join and select involving  $\ell$  tables) in its output, when run on  $\mathcal{D}$ . The *selectivity*  $\sigma(q)$  of  $q$  is the ratio between its cardinality and the product of the sizes of its input tables.

Our goal is to store a succinct representation (sample)  $\mathcal{S}$  of the database  $\mathcal{D}$  such that an execution of a query on the sample  $\mathcal{S}$  will provide an accurate estimate for the selectivity of each operation in the query plan when executed on the database  $\mathcal{D}$ .

### 3.1 VC-Dimension

The Vapnik-Chervonenkis (VC) Dimension of a family of indicator functions (or equivalently a family of subsets) on a space of points is a measure of the complexity or expressiveness of set of functions in that structure [Vapnik and Chervonenkis, 1971]. A finite bound on the VC-dimension of a structure implies a bound on the number of random samples required for approximately learning that structure. We outline here some basic definitions and results and their adaptation to the specific setting of queries. We refer the reader to the works of Alon and Spencer [2008, Sect. 14.4], Chazelle [2000, Chap. 4], and Vapnik [1999] for an in-depth discussion of the VC-dimension theory.

VC-dimension is defined on *range spaces*:

**Definition 6.** A *range space* is a pair  $(X, R)$  where  $X$  is a (finite or infinite) set and  $R$  is a (finite or infinite) family of subsets of  $X$ . The members of  $X$  are called *points* and those of  $R$  are called *ranges*.

In our setting, for a class of select queries  $Q$  on a table  $\mathcal{T}$ ,  $X$  is the set of all tuples in the input table, and  $R$  the family of the outputs (as sets of tuples) of the queries in  $Q$  when run on  $\mathcal{T}$ . For a class  $Q$  of queries combining select and join operations,  $X$  is the Cartesian product of the associated tables and  $R$  is the family of outcomes of queries in  $Q$ , seen as  $\ell$ -uples of tuples, if  $\ell$  tables are involved in the queries of  $Q$ . When the context is clear we identify the family  $R$  with a class of queries.

To define the VC-dimension of a range space we consider the projection of the ranges into a set of points:

**Definition 7.** Let  $(X, R)$  be a range space and  $A \subset X$ . The *projection* of  $R$  on  $A$  is defined as  $P_R(A) = \{r \cap A : r \in R\}$ .

A set is said to be *shattered* if all its subsets are defined by the range space:

**Definition 8.** Let  $(X, R)$  be a range space and  $A \subset X$ . If  $|P_R(A)| = 2^{|A|}$ , then  $A$  is said to be *shattered* by  $R$ .

The VC-dimension of a range space is the cardinality of the largest set shattered by the space:

**Definition 9.** Let  $S = (X, R)$  be a range space. The *Vapnik-Chervonenkis* dimension (or *VC-dimension*) of  $S$ , denoted as  $VC(S)$  is the maximum cardinality of a shattered subset of  $X$ . If there are arbitrary large shattered subsets, then  $VC(S) = \infty$ .

When the ranges represent all the possible outputs of queries in a class  $Q$  applied to database tables  $\mathcal{D}$ , the VC-dimension of the range space is the maximum number of tuples such that any subset of them is the output of a query in  $Q$ .

Note that a range space  $(X, R)$  with an arbitrary large set of points  $X$  and an arbitrary large family of ranges  $R$  can have a bounded VC-dimension. A simple example is the family of intervals in  $[0, 1]$  (i.e.  $X$  is all the points in  $[0, 1]$  and  $R$  all the intervals  $[a, b]$ , such that  $0 \leq a \leq b \leq 1$ ). Let  $A = \{x, y, z\}$  be the set of three points  $0 < x < y < z < 1$ . No interval in  $R$  can define the subset  $\{x, z\}$  so the VC-dimension of this range space is  $< 3$ . This observation is generalized in the following result [Matoušek, 2002, Lemma 10.3.1]:

**Lemma 1.** *The VC-Dimension of the range space  $(\mathbb{R}^d, X)$ , where  $X$  is the set of all half-spaces in  $\mathbb{R}^d$  equals  $d + 1$ .*

The main application of VC-dimension in statistics and learning theory is its relation to the minimum size sample needed for approximate learning of a set of indicator functions or hypothesis.

**Definition 10.** Let  $(X, R)$  be a range space and let  $A$  be a finite subset of  $X$ .

1. For  $0 < \varepsilon < 1$ , a subset  $B \subset A$  is an  $\varepsilon$ -approximation for  $A$  in  $(X, R)$  if  $\forall r \in R$ , we have  $\left| \frac{|A \cap r|}{|A|} - \frac{|B \cap r|}{|B|} \right| \leq \varepsilon$ .

2. For  $0 < p, \varepsilon < 1$ , a subset  $B \subset A$  is a *relative  $(p, \varepsilon)$ -approximation* for  $A$  in  $(X, R)$  if for any range  $r \in R$  such that  $\frac{|A \cap r|}{|A|} \geq p$  we have  $\left| \frac{|A \cap r|}{|A|} - \frac{|B \cap r|}{|B|} \right| \leq \varepsilon \frac{|A \cap r|}{|A|}$  and for any range  $r \in R$  such that  $\frac{|A \cap r|}{|A|} < p$  we have  $\frac{|B \cap r|}{|B|} \leq (1 + \varepsilon)p$ .

An  $\varepsilon$ -approximation (resp. a relative  $(p, \varepsilon)$ -approximation) can be probabilistically constructed by sampling the point space [Har-Peled and Sharir, 2011; Li et al., 2001; Vapnik and Chervonenkis, 1971].

**Theorem 1.** *Let  $(X, R)$  be a range space of VC-dimension at most  $d$ ,  $A$  a finite subset of  $X$ , and  $B \subset A$  a random sample of  $A$  of cardinality  $s$ .*

1. *There is a positive constant  $c$  such that for any  $0 < \varepsilon, \delta < 1$  and*

$$s \geq \min \left\{ |A|, \frac{c}{\varepsilon^2} \left( d + \log \frac{1}{\delta} \right) \right\}, \quad (1)$$

*$B$  is an  $\varepsilon$ -approximation for  $A$  with probability at least  $1 - \delta$ .*

2. *There is a positive constant  $c'$  such that for any  $0 < p < 1$  and*

$$s \geq \min \left\{ |A|, \frac{c'}{\varepsilon^2 p} \left( d \log \frac{1}{p} + \log \frac{1}{\delta} \right) \right\}$$

*$B$  is a relative  $(p, \varepsilon)$ -approximation for  $A$  with probability at least  $1 - \delta$ .*

Löffler and Phillips [2009] showed experimentally that the constant  $c$  is approximately 0.5. It is also interesting to note that an  $\varepsilon$ -approximation of size  $O\left(\frac{d}{\varepsilon^2} \log \frac{d}{\varepsilon}\right)$  can be built *deterministically* in time  $O(d^{3d} (\frac{d}{\varepsilon^2} \log \frac{d}{\varepsilon})^d |X|)$  [Chazelle, 2000].

In Sect. 5 we use an  $\varepsilon$ -approximation (or a relative  $(p, \varepsilon)$ -approximation) to compute good estimates of the selectivities of all queries in  $Q$ . We obtain a small approximation set through probabilistic construction. The challenge in applying Thm. 1 to our setting is computing the VC-dimension of a range space defined by a class of queries. We state here a few fundamental results that will be used in our analysis.

First, it is clear that if the VC-dimension of a range space  $(X, R)$  is  $d$  then  $2^d \leq |R|$  since all subsets of some set of size  $d$  are defined by members of  $R$ . Next we define for integers  $n > 0$  and  $d > 0$  the *growth function*  $g(d, n)$  as

$$g(d, n) = \sum_{i=0}^d \binom{n}{i} < n^d.$$

The growth function is used in the following results [Alon and Spencer, 2008, Sect. 14.4].

**Lemma 2** (Sauer's Lemma). *If  $(X, R)$  is a range space of VC-dimension  $d$  with  $|X| = n$  points, then  $|R| \leq g(d, n)$ .*

**Corollary 1.** *If  $(X, R)$  is a range space of VC-dimension  $d$ , then for every finite  $A \subset X$ ,  $|P_R(A)| \leq g(d, |A|)$ .*

Our analysis in Sect. 4 uses the following bound which is an extension of [Alon and Spencer, 2008, Corol. 14.4.3] to arbitrary combinations of set operations.

**Lemma 3.** *Let  $(X, R)$  be a range space of VC-dimension  $d \geq 2$  and let  $(X, R_h)$  be the range space on  $X$  in which  $R_h$  include all possible combinations of union and intersections of  $h$  members of  $R$ . Then  $VC(X, R_h) \leq 3dh \log(dh)$ .*

*Proof.* Let  $A$  be an arbitrary subset of cardinality  $n$  of  $X$ . We have  $|P_R(A)| \leq g(d, n) \leq n^d$ . There are

$$\binom{|P_R(A)|}{h} \leq \binom{g(d, n)}{h} \leq n^{dh}$$

possible choices of  $h$  members of  $P_R(A)$ , and there are no more than

$$h! 2^{h-1} C_{h-1} \leq h^{2h}$$

Boolean combinations using unions and intersections of the  $h$  sets, where  $C_{h-1}$  is the  $(h-1)^{\text{th}}$  Catalan number ( $C_i = \frac{1}{i+1} \binom{2i}{i}$ ). If

$$2^n > h^{2h} n^{dh} \geq |P_{R_h}(A)|$$

then  $A$  cannot be shattered. This inequality holds for  $n \geq 3dh \log(dh)$  □

## 4 The VC-dimension of Classes of Queries

In this section we develop a general bound on the VC-dimension of classes of queries. We start by computing the VC-dimension of simple select queries on one column and then move to more complex types of queries (multi-attributes select queries, join queries). We then extend our bounds to general queries that are combinations of multiple select and join operations.

### 4.1 Select Queries

Let  $\mathcal{T}$  be a table with  $m$  columns  $\mathcal{T}.C_1, \dots, \mathcal{T}.C_m$ , and  $n$  tuples. For a fixed column  $\mathcal{T}.C$ , consider the set  $\Sigma_C$  of the selection queries in the form

$$\text{SELECT } * \text{ FROM } \mathcal{T} \text{ WHERE } \mathcal{T}.C_i \text{ op } a \quad (2)$$

where op is an inequality operator (i.e., either “ $\geq$ ” or “ $\leq$ ”)<sup>1</sup> and  $a \in D(\mathcal{T}.C)$ .

Let  $q_1, q_2 \in \Sigma_C$  be two queries. We say that  $q_1$  is equivalent to  $q_2$  (and denote this fact as  $q_1 = q_2$ ) if their outputs are identical, i.e., they return the same set of tuples when they are run on the same database. Note that  $q_1 = q_2$  defines a proper equivalence relation.

Let  $\Sigma_C^* \subseteq \Sigma_C$  be the maximum subset of  $\Sigma_C$  that contains no equivalent queries, i.e. it contains one query from each equivalent class.

**Lemma 4.** *Let  $\mathcal{T}$  be a table with  $m$  columns  $C_i$ ,  $1 \leq i \leq m$ , and consider the set of queries*

$$\Sigma_{\mathcal{T}}^* = \bigcup_{i=1}^m \Sigma_{C_i}^*,$$

where  $\Sigma_{C_i}^*$  is defined as in the previous paragraph. Then, the range space  $S = (\mathcal{T}, \Sigma_{\mathcal{T}}^*)$  has VC-dimension at most  $m + 1$ .

*Proof.* We can view the tuples of  $\mathcal{T}$  as points in the  $m$ -dimensional space  $\Delta = D(\mathcal{T}.C_1) \times D(\mathcal{T}.C_2) \times \dots \times D(\mathcal{T}.C_m)$ . A tuple  $t \in \mathcal{T}$  such that  $t.C_1 = a_1, t.C_2 = a_2, \dots, t.C_m = a_m$  is represented on the space by the point  $(a_1, a_2, \dots, a_m)$ .

The queries in  $\Sigma_{\mathcal{T}}^*$  can be seen as half spaces of  $\Delta$ . In particular any query in  $\Sigma_{\mathcal{T}}^*$  is defined as in (2) and can be seen as the half space  $\{(x_1, \dots, x_i, \dots, x_m) : x_j \in D(\mathcal{T}.C_j) \text{ for } j \neq i, \text{ and } x_i \text{ op } a\} \subseteq \Delta$ . It then follows from Lemma 1 that  $VC(S) \leq m + 1$ .  $\square$

We now extend these result to general selection queries. Consider the set  $\Sigma_{\mathcal{T}}^{2*}$  of queries whose selection predicate can be expressed as the Boolean combination of the selection predicates of at most two queries from  $\Sigma_{\mathcal{T}}^*$ . These are the queries of the form:

$$\text{SELECT } * \text{ FROM } \mathcal{T} \text{ WHERE } \mathcal{T}.X_1 \text{ op}_1 a_1 \text{ bool } \mathcal{T}.X_2 \text{ op}_2 a_2$$

where  $\mathcal{T}.X_1$  and  $\mathcal{T}.X_2$  are two columns from  $\mathcal{T}$  (potentially,  $\mathcal{T}.X_1 = \mathcal{T}.X_2$ ),  $a_1 \in D(\mathcal{T}.X_1)$ ,  $a_2 \in D(\mathcal{T}.X_2)$ , “op<sub>*i*</sub>” is either “ $\geq$ ” or “ $\leq$ ” and “bool” is either “AND” or “OR”. Note that, in particular the queries in the form

$$\text{SELECT } * \text{ FROM } \mathcal{T} \text{ WHERE } \mathcal{T}.X_1 \text{ eqop } a$$

where eqop is either “=” or “ $\neq$ ”, belong to  $\Sigma_{\mathcal{T}}^{2*}$  because we can rewrite a selection predicate containing one of these operators as a selection predicate of two clauses using “ $\geq$ ” and “ $\leq$ ” joined by either *AND* (in the case of “=”) or *OR* (in the case of “ $\neq$ ”).

By applying Lemma 3, we have that the VC-dimension of the range space  $(\mathcal{T}, \Sigma_{\mathcal{T}}^{2*})$  is at most  $2(m + 1)2 \log((m + 1)2)$ , where  $m$  is the number of columns in the table  $\mathcal{T}$ .

We can generalize this result to  $b$  Boolean combinations of selection predicates as follows.

<sup>1</sup>The operators “ $>$ ” and “ $<$ ” can be reduced to “ $\geq$ ” and “ $\leq$ ” respectively.

**Lemma 5.** Let  $\mathcal{T}$  be a table with  $m$  columns, let  $b > 0$  and let  $\Sigma_{\mathcal{T}}^{b*}$  be the set of selection queries on  $\mathcal{T}$  whose selection predicate is a Boolean combination of  $b$  clauses. Then, the VC-dimension of the range space  $S_b = (\mathcal{T}, \Sigma_{\mathcal{T}}^{b*})$  is at most  $3((m+1)b) \log((m+1)b)$ .

Note that we can not apply the bound used in the proof of Lemma 4 since not all queries in  $\Sigma_{\mathcal{T}}^{b*}$  are equivalent to axis-aligned boxes. Once we apply Boolean operations on the outputs of the individual select operation, the set of possible outputs,  $S_b = (\mathcal{T}, \Sigma_{\mathcal{T}}^{b*})$ , may form complex subsets, including unions of disjoint (half-open) axis aligned-rectangles and/or intersections of overlapping ones that cannot be represented as a collection of half spaces. Thus, we need to apply a different technique here.

*Proof.* The output of a query  $q$  in  $\Sigma_{\mathcal{T}}^{b*}$  can be seen as the Boolean combination (i.e. union and intersection) of the outputs of at most  $b$  "simple" select queries  $q_i$  from  $\Sigma_{\mathcal{T}}^*$  where each of these queries  $q_i$  is as in (2). An AND operation in the predicate of  $q$  implies an intersection of the outputs of the corresponding two queries  $q_i$  and  $q_j$ , while an OR operation implies a union of the outputs. By applying Lemma 3, we obtain the result.  $\square$

## 4.2 Join Queries

Let  $\mathcal{T}_1$  and  $\mathcal{T}_2$  be two distinct tables, and let  $R_1$  and  $R_2$  be two families of (outputs of) select queries on the tuples of  $\mathcal{T}_1$  and  $\mathcal{T}_2$  respectively. Let  $S_1 = (\mathcal{T}_1, R_1)$ ,  $S_2 = (\mathcal{T}_2, R_2)$  and let  $VC(S_1), VC(S_2) \geq 2$ . Let  $C$  be a column along which  $\mathcal{T}_1$  and  $\mathcal{T}_2$  are joined, and let  $T_J = \mathcal{T}_1 \times \mathcal{T}_2$  be the Cartesian product of the two tables.

For a pair of queries  $r_1 \in R_1, r_2 \in R_2$ , let

$$J_{r_1, r_2}^{\text{op}} = \{(t_1, t_2) : t_1 \in r_1, t_2 \in r_2, t_1.C \text{ op } t_2.C\},$$

where  $\text{op} \in \{>, <, \geq, \leq, =, \neq\}$ .  $J_{r_1, r_2}^{\text{op}}$  is the set of ordered pairs of tuples (one from  $\mathcal{T}_1$  and one from  $\mathcal{T}_2$  that forms the output of the join query

$$\text{SELECT } * \text{ FROM } \mathcal{T}_1, \mathcal{T}_2 \text{ WHERE } r_1 \text{ AND } r_2. \quad (3)$$

Here we simplify the notation by identifying select queries with their predicates. We have  $J_{r_1, r_2}^{\text{op}} \subseteq r_1 \times r_2$  and  $J_{r_1, r_2}^{\text{op}} \subseteq T_J$ . Let

$$J_C = \{J_{r_1, r_2}^{\text{op}} \mid r_1 \in R_1, r_2 \in R_2, \text{op} \in \{>, <, \geq, \leq, =, \neq\}\}.$$

$J_C$  is the set of outputs of all join queries like the one in (3), for all pairs of queries in  $R_1 \times R_2$  and all values of "op". We present here an upper bound to the VC-dimension of the range space  $S_J = (T_J, J_C)$ .

**Lemma 6.**  $VC(S_J) \leq 3(VC(S_1) + VC(S_2)) \log((VC(S_1) + VC(S_2)))$ .

*Proof.* Let  $v_1 = VC(S_1)$  and  $v_2 = VC(S_2)$ . Assume that a set  $A \subseteq T_J$  is shattered by  $J_C$ , and  $|A| = v$ . Consider the two cross-sections  $A_1 = \{x \in \mathcal{T}_1 : (x, y) \in A\}$  and  $A_2 = \{y \in \mathcal{T}_2 : (x, y) \in A\}$ . Note that  $|A_1| \leq v$  and  $|A_2| \leq v$  and by 1  $|P_{R_1}(A_1)| \leq g(v_1, v) \leq v^{v_1}$  and  $|P_{R_2}(A_2)| \leq g(v_2, v) \leq v^{v_2}$ . For each set  $r \in P_{J_C}(A)$  (i.e., for each subset  $r \subseteq A$ , given that  $P_{J_C}(A) = 2^A$ ) there is a pair  $(r_1, r_2)$ ,  $r_1 \in R_1, r_2 \in R_2$ , and there is op, such that  $r = A \cap J_{r_1, r_2}^{\text{op}}$ . Each of such pair  $(r_1, r_2)$  identifies a distinct pair  $(r_1 \cap A_1, r_2 \cap A_2) \in P_{R_1}(A_1) \times P_{R_2}(A_2)$ , therefore each element of  $P_{R_1}(A_1) \times P_{R_2}(A_2)$  can be identified at most 6 times, the number of possible values for "op".

In particular, for a fixed "op", an element of  $P_{R_1}(A_1) \times P_{R_2}(A_2)$  can be identified at most once. To see this, consider two different sets  $s_1, s_2 \in P_{J_C}(A)$ . Let the pairs  $(a_1, a_2), (b_1, b_2)$ ,  $a_1, b_1 \in R_1, a_2, b_2 \in R_2$ , be such that  $s_1 = A \cap J_{a_1, a_2}^{\text{op}}$  and  $s_2 = A \cap J_{b_1, b_2}^{\text{op}}$ . Suppose that  $a_1 \cap A_1 = b_1 \cap A_1$  ( $\in P_{R_1}(A_1)$ ) and  $a_2 \cap A_2 = b_2 \cap A_2$  ( $\in P_{R_2}(A_2)$ ). The set  $s_1$  can be seen as  $\{(t_1, t_2) : t_1 \in a_1 \cap A_1, t_2 \in a_2 \cap A_2 \text{ s.t. } t_1.C \text{ op } t_2.C\}$ . Analogously the set  $s_2$  can be seen as  $\{(t_1, t_2) : t_1 \in b_1 \cap A_1, t_2 \in b_2 \cap A_2 \text{ s.t. } t_1.C \text{ op } t_2.C\}$ . But given that  $a_1 \cap A_1 = b_1 \cap A_1$  and  $a_2 \cap A_2 = b_2 \cap A_2$ , this leads to  $s_1 = s_2$ , a contradiction. Hence, a pair  $(c_1, c_2)$ ,  $c_1 \in P_{R_1}(A_1), c_2 \in P_{R_2}(A_2)$  can only be identified at most 6 times, one for each possible value of "op".

Thus,  $|P_{J_C}(A)| \leq 6|P_{R_1}(A_1)| \cdot |P_{R_2}(A_2)|$ .  $A$  could not be shattered if  $|P_{J_C}(A)| < 2^v$ , i.e., if

$$|P_{J_C}(A)| \leq 6|P_{R_1}(A_1)| \cdot |P_{R_2}(A_2)| \leq 6g(v_1, v)g(v_2, v) \leq 6v^{v_1+v_2} < 2^v.$$

The rightmost inequality holds for  $v > 3(v_1 + v_2) \log(v_1 + v_2)$ .  $\square$



The above results can be generalized to any query plan represented as a tree where the select operations are in the leaves and all internal nodes are join operations. As we said earlier, such a tree exists for any query.

**Lemma 7.** Consider the class  $Q$  of queries that can be seen as combinations of select and joins on  $u > 2$  tables  $\mathcal{T}_1, \dots, \mathcal{T}_u$ . Let  $S_i = (\mathcal{T}_i, R_i)$ ,  $i = 1, \dots, u$  be the range space associated with the select queries on the  $u$  tables. Let  $v_i = VC(S_i)$ . Let  $m$  be the maximum number of columns in a table  $\mathcal{T}_i$ . We assume  $m \leq \sum_i v_i$ .<sup>2</sup> Let  $S_Q = (\mathcal{T}_1 \times \dots \times \mathcal{T}_u, R_Q)$  be the range space associated with the class  $Q$ . The range set  $R_Q$  is defined as follows. Let  $\rho = (r_1, \dots, r_u)$ ,  $r_i \in R_i$ , and let  $\omega$  be a sequence of  $u - 1$  join conditions representing a possible way to join the  $u$  tables  $\mathcal{T}_i$ , using the operators  $\{>, <, \geq, \leq, =, \neq\}$ . We define the range

$$J_\rho^\omega = \{(t_1, \dots, t_u) : t_i \in r_i, \text{ s.t. } (t_1, \dots, t_u) \text{ satisfies } \omega\}.$$

$R_Q$  is the set of all possible  $J_\rho^\omega$ . Then,

$$VC(S_Q) \leq 4u \left( \sum_i VC(S_i) \right) \log(u \sum_i VC(S_i)).$$

Note that this Lemma is not just an extension of Lemma 6 to join queries between multicolumns tables. Instead, it is an extension to queries containing multiple joins (possibly between multicolumns tables).

*Proof.* Assume that a set  $A \subseteq T_J$  is shattered by  $R_Q$ , and  $|A| = v$ . Consider the cross-sections  $A_i = \{x \in \mathcal{T}_i : (y_1, \dots, y_{i-1}, x, y_{i+1}, \dots, y_u) \in A\}$ ,  $1 \leq i \leq u$ . Note that  $|A_i| \leq v$  and by 1  $|P_{R_i}(A_i)| \leq g(v_i, v) \leq v^{v_i}$ . For each set  $r \in P_{J_C}(A)$  (i.e., for each subset  $r \subseteq A$ , given that  $P_{J_C}(A) = 2^A$ ) there is a sequence  $\rho = (r_1, \dots, r_u)$ ,  $r_i \in R_i$ , and there is an  $\omega$ , such that  $r = A \cap J_\rho^\omega$ . Each sequence  $\rho$  identifies a distinct sequence  $(r_1 \cap A_1, r_2 \cap A_2, \dots, r_u \cap A_u) \in P_{R_1}(A_1) \times \dots \times P_{R_u}(A_u)$ , therefore each element of  $P_{R_1}(A_1) \times \dots \times P_{R_u}(A_u)$  can be identified at most  $6^{u-1}$  times, one for each different  $\omega$ .

In particular, for a fixed  $\omega$ , an element of  $P_{R_1}(A_1) \times \dots \times P_{R_u}(A_u)$  can be identified at most once. To see this, consider two different sets  $s_1, s_2 \in P_{J_C}(A)$ . Let the vectors  $\rho_a = (a_1, \dots, a_u)$ ,  $\rho_b = (b_1, \dots, b_u)$ ,  $a_i, b_i \in R_i$ , be such that  $s_1 = A \cap J_{\rho_a}^\omega$  and  $s_2 = A \cap J_{\rho_b}^\omega$ . Suppose that  $a_i \cap A_i = b_i \cap A_i$  ( $\in P_{R_i}(A_i)$ ). The set  $s_1$  can be seen as  $\{(t_1, \dots, t_u) : t_i \in a_i \cap A_i, \text{ s.t. } (t_1, \dots, t_u) \text{ satisfies } \omega\}$ . Analogously the set  $s_2$  can be seen as  $\{(t_1, \dots, t_u) : t_i \in b_i \cap A_i, \text{ s.t. } (t_1, \dots, t_u) \text{ satisfies } \omega\}$ . But given that  $a_i \cap A_i = b_i \cap A_i$ , this leads to  $s_1 = s_2$ , a contradiction. Hence, a vector  $(c_1, \dots, c_u)$ ,  $c_i \in P_{R_i}(A_i)$ , can only be identified at most  $\ell$  times, one for each different  $\omega$ . For each of the  $u - 1$  join conditions composing  $\omega$  we need to choose a pair  $(\mathcal{T}_1.A, \mathcal{T}_1.B)$  expressing the columns along which the tuples should be joined. There are at most  $g = \binom{um}{2}$  such pairs (some of them cannot actually be chosen, e.g. those of the type  $(\mathcal{T}_1.A, \mathcal{T}_1.B)$ ). There are then  $\binom{g}{u-1}$  ways of choosing these  $u - 1$  pairs. For each choice of  $u - 1$  pairs, there are  $6^{(u-1)}$  ways of choosing the operators in the join conditions (6 choices for op for each pair). We have

$$\ell \leq \binom{\binom{um}{2}}{u-1} \cdot 6^{(u-1)} \leq (mu)^{2u}.$$

Thus,  $|P_{J_C}(A)| \leq \ell |P_{R_1}(A_1)| \dots |P_{R_u}(A_u)|$ .  $A$  could not be shattered if  $|P_{J_C}(A)| < 2^v$ , i.e. if

$$|P_{J_C}(A)| \leq \ell \cdot |P_{R_1}(A_1)| \dots |P_{R_u}(A_u)| \leq \ell \cdot g(v_1, v) g(v_2, v) \dots g(v_u, v) \leq (mu)^{2u} \cdot v^{v_1 + \dots + v_u} < 2^v.$$

The rightmost inequality holds for  $v > 4u (\sum_i v_i) \log(u \sum_i v_i)$ .  $\square$

### 4.3 General Queries

Combining the above results we prove:

**Theorem 2.** Consider a class  $Q_{u,m,b}$  of all queries with up to  $u - 1$  join and  $u$  select operations, where each select operation involves no more than  $m$  columns and  $b$  Boolean operations, then

$$VC(Q_{u,m,b}) \leq 12u^2(m+1)b \log((m+1)b) \log(3u^2(m+1)b \log((m+1)b)).$$

Note that Theorem 2 gives an upper bound to the VC-dimension. Our experiments suggest that in most cases the VC-dimension and the corresponding minimum sample size are even smaller.

<sup>2</sup>The assumption  $m \leq \sum_i v_i$  is reasonable for any practical case.

## 5 Estimating Query Selectivity

We applying the theoretical result on the VC-dimension of queries to constructing a concrete algorithm for selectivity estimation and query plan optimization.

### 5.1 The general scheme

Our goal is to apply Def. 10 and Thm. 1 to compute an estimate of the selectivity of SQL queries. Let  $Q_{u,m,b}$  be a class of queries as in Theorem 2. The class  $Q_{u,m,b}$  defines a range space  $S = (X, R)$  such that  $X$  is the Cartesian product of the tables involved in executing queries in  $Q_{u,m,b}$ , and  $R$  is the family of all output sets of queries in  $Q_{u,m,b}$ . Let  $\mathcal{S}$  be an  $\varepsilon$ -approximation of  $X$  and let  $r$  be the output set of a query  $q \in Q_{u,m,b}$  when executed on the original dataset, then  $X \cap r = r$  and  $r \cap \mathcal{S}$  is the output set when the query is executed on the sample (see details below). Thus, by Def. 10,

$$\left| \frac{|X \cap r|}{|X|} - \frac{|\mathcal{S} \cap r|}{|\mathcal{S}|} \right| = |\sigma_{\mathcal{D}}(q) - \sigma_{\mathcal{S}}(q)| \leq \varepsilon,$$

i.e., the selectivity of running a query  $q \in Q_{u,m,b}$  on an  $\varepsilon$ -approximation of  $X$  is within  $\varepsilon$  of the selectivity of  $q$  when executed on the original set of tables. Note that for any execution plan of a query  $q \in Q_{u,m,b}$ , all the queries that correspond to subtrees rooted at internal nodes of the plan are queries in  $Q_{u,m,b}$ . Thus, by running query  $q$  on an  $\varepsilon$ -approximation of  $X$  we obtain accurate estimates for the selectivity of all the subqueries defined by its execution plan. Corresponding results are obtained by using a relative  $(p, \varepsilon)$ -approximation for  $X$ .

### 5.2 Building and using the sample representation

We apply Thm. 1 to probabilistically construct an  $\varepsilon$ -approximation of  $X$ . A technical difficulty in algorithmic application of the theorem is that it is proven for a uniform sample of the Cartesian product of all the tables in the database, while in practice it is more efficient to maintain the table structure of the original database in the sample. It is easier to sample each table independently, and to run the query on a sample that consists of subsets of the original tables rather than re-writing the query to run on a Cartesian product of tuples. However, the Cartesian product of independent uniform samples of tables is not a uniform sample of the Cartesian product of the tables [Chaudhuri et al., 1999]. We developed the following procedure to circumvent this problem. Assume that we need a uniform sample of size  $t$  from  $\mathbf{D}$ , which is the Cartesian product of  $\ell$  tables  $\mathcal{T}_1, \dots, \mathcal{T}_\ell$ . We then sample  $t$  tuples uniformly at random from each table  $\mathcal{T}_i$ , to form a sample table  $\mathcal{S}_i$ . We add an attribute *sampleindex* to each  $\mathcal{S}_i$  and we set the value in the added attribute for each tuple in  $\mathcal{S}_i$  to a unique value in  $[1, t]$ . Now, each sample table will contain  $t$  tuples, each tuple with a different index value in  $[1, t]$ . Given an index value  $i \in [1, t]$ , consider the set of tuples  $X_i = \{x_1, \dots, x_\ell\}$ ,  $x_j \in \mathcal{S}_j$  such that  $x_1.sampleindex = x_2.sampleindex = \dots = x_\ell.sampleindex = i$ .  $X_i$  can be seen as a tuple sampled from  $\mathbf{D}$ , and the set of all  $X_i$ ,  $i \in [1, t]$  is a uniform random sample of size  $t$  from  $\mathbf{D}$ . We run queries on the sample tables, but in order to estimate the selectivity of a join operation we count a tuple  $Y$  in the result only if the set of tuples composing  $Y$  is a subset of  $X_i$  for some  $i \in [1, t]$ . This is easily done by scanning the results and checking the values in the *sampleindex* columns (see Algorithms 1 and 2).

**Lemma 8.** *The ComputeSelectivity procedure (in Alg. 2) executes a query on the Cartesian product of independent random samples of the tables but outputs the selectivity that corresponds to executing the query on a random sample of the Cartesian product of the original tables.*

*Proof.* The CreateSample procedure chooses from each table a random sample of  $t$  tuples and adds to each sampled tuple an index in  $[1, t]$ . Each sample table has exactly one tuple with each index value, and the Cartesian product of the sample tables has exactly one element that is a concatenation of tuples, all with the same index  $i$  in their tables. Restricting the selectivity computation to these  $t$  elements (as in ComputeSelectivity) gives the result.  $\square$

Note that our method circumvent the major difficulty pointed out by Chaudhuri et al. [1999]. They also proved that, in general, it is impossible to predict sample sizes for given two tables such that the join of the samples of two tables will result in a sample of a required size out of the join of the two tables. Our method does not require a sample

---

**Algorithm 1:** CreateSample( $s, (T_1, \dots, T_k)$ )

---

**input** : sample size  $s$ , tables  $T_1, \dots, T_k$ .  
**output**: sample tables  $S_1, \dots, S_k$  with  $t$  tuples each.

```
1 for  $j \leftarrow 1$  to  $k$  do
2   |  $S_j \leftarrow \emptyset$ 
3 end
4 for  $i \leftarrow 1$  to  $s$  do
5   | for  $j \leftarrow 1$  to  $k$  do
6     |  $t \leftarrow \text{drawRandomTuple}(T_j)$ 
7     |  $s.\text{sampleindex}_j \leftarrow i$ 
8     |  $S_j \leftarrow S_j \cup \{t\}$ 
9   | end
10 end
```

---

---

**Algorithm 2:** ComputeSelectivity( $S, op$ )

---

**input** : database operation  $op$ , sample database  $S = (S_1, \dots, S_k)$  of size  $s$ .  
**output**: the selectivity of  $op$ .

```
1  $O_{op} \leftarrow \text{executeOperation}(S, op)$ ;
2  $(\ell_1, \dots, \ell_j) \leftarrow \text{indexes of the sample tables involved in } op$ ;
3  $i \leftarrow 0$ ;
4 for  $tuple \in O_{op}$  do
5   | if  $tuple.\text{sampleindex}_{\ell_1} = tuple.\text{sampleindex}_{\ell_2} = \dots = tuple.\text{sampleindex}_{\ell_j}$  then  $i \leftarrow i + 1$ ;
6 end
7  $selectivity \leftarrow i/s$ ;
```

---

of a given size from the result of a join. The VC-dimension sampling technique requires only a sample of a given size from the Cartesian product of the tables, which is guaranteed by the above procedure.

Identifying the optimal query plan during query optimization may require executing several candidate query plans on the sample. A standard bottom-up candidate plan generation allows us to execute sub-plans once, store their results and reuse them multiple times as they will be common to many candidate plans. While the overhead of this execution-based selectivity estimation approach will still likely be higher than that of pre-computation based techniques (e.g., histograms), the reduced execution times of highly optimized plans enabled by better estimates, especially for complex and long-running queries, will more than compensate for this overhead. Thus, storing intermediate results that are common to several executions will speed up the total execution time on the sample. The significant improvement in the selectivity estimates in complex queries well compensates for the extra work in computing the selectivity estimates.

## 6 Experiments

This section presents the results of the experiments we run to validate our theoretical results and to compare our selectivity estimation method with standard techniques implemented in PostgreSQL and in Microsoft SQL Server.

**Goals.** The first goal of the experiments is to evaluate the practical usefulness of our theoretical results. To assess this, we run queries on a large database and on random samples of it of different sizes. We use the selectivity of the each query in the random samples as an estimator for the selectivity in the large database with the adjustments for join operations, as described in the previous Section. We compute the error between the estimate and the actual selectivity to show that the thesis of Thm. 1 is indeed valid in practice. The use of a large number of queries and of a variety of parameters allows us to evaluate the error rate as a function of the sample size. We then compare our method with the commonly used selectivity estimation based on precomputed histograms (briefly described in Sect. 6.1). We use

histograms with a different number of buckets to show that, no matter how fine-grained the histograms might be, as soon as the inter-column and intra-bucket assumptions are no longer satisfied, our approach gives better selectivity estimates.

## 6.1 Selectivity Estimation with Histograms

In many modern database systems, the query optimizer relies on histograms for computing data distribution statistics to help determine the most efficient query plans. In particular, PostgreSQL uses one-dimensional equi-depth (i.e., equal frequency buckets) histograms and a list of the most common values (MCV) for each column (of a database table) to compute optimizer statistics. The MCV information stores the most frequent  $N$  items (by default  $N = 100$ ) and their frequency for each column. The histograms (by default with 100 bins) are built for the values not stored in the MCV list. The selectivity of a constraint  $A = x$ , where  $A$  is a column and  $x$  is a value is computed from the MCV list if  $x$  is in the MCV list or from the histogram bin that contains  $x$  if  $x$  is not in the MCV list. The selectivity of a range constraint such as  $A < x$  is computed with information from both the MCV list and the histogram, i.e., the frequencies of the most common values less than  $x$  and the frequency estimate for  $A < x$  from the histogram will be added to obtain the selectivity.

In PostgreSQL, the histograms and the MCV lists for the columns of a table are built using a random sample of the tuples of the table. The histograms and the MCV list for all columns of a table are based on the same sample tuples (and are therefore correlated). The sample size is computed for each column using a formula based on the table size, histogram size, and a target error probability developed by Chaudhuri et al. [1998] and the largest sample size required by the columns of a table is used to set the sample size of the table.

Finally, the join selectivity of multiple constraints are computed using the attribute independence assumption: e.g., selectivities are added in case of an OR operator and multiplied for an AND operator. Therefore, large selectivity estimation errors are possible for complex queries and correlated inputs.

## 6.2 Setup

**Original tables.** The tables in our large database were randomly generated and contain 20 million tuples each. There is a distinction between tables used for running selection queries and tables used for running join (and selection) queries. For tables on which we run selection queries only, the distributions of values in the columns fall in two different categories:

- **Uniform and Independent:** The values in the columns are chosen uniformly and independently at random from a fixed domain (the integer interval  $[0, 200000]$ , the same for all columns). Each column is treated independently from the others.
- **Correlated:** Two columns of the tables contain values following a multivariate normal distribution with mean  $M = \mu \mathbb{I}_{2,2}$  and a non-identity covariance matrix  $\Sigma$  (i.e., the values in the two different columns are correlated).

The tables for join queries should be considered in pairs  $(A, B)$  (i.e., the join happens along a common column  $C$  of tables  $A$  and  $B$ ). The values in the columns are chosen uniformly and independently at random from a fixed domain (the integer interval  $[0, 200000]$ , the same for all columns). Each column is treated independently from the others.

**Sample tables.** We sampled tuples from the large tables uniformly, independently, and with replacement, to build the sample tables. For the samples of the tables used to run join queries, we drew random tuples uniformly at random from the base tables independently and added a column *sampleindex* to each tuple such that each tuple drawn from the same base table has a different value in the additional column and with tuples from different tables forming an element of the sample (of the Cartesian product of the base tables) if they have the same value in this additional column, as described in Sect. 5.2.

For each table in the original database we create many sample tables of different sizes. The sizes are either fixed arbitrarily or computed using (1) from Thm. 1. The arbitrarily sized sample tables contain between 10000 and 1.5 million tuples. To compute the VC-dimension-dependent sample size, we fixed  $\varepsilon = 0.05$ ,  $\delta = 0.05$ , and  $c = 0.5$ . The parameter  $d$  was set to the best bound to the VC-dimension of the range space of the queries we were running,

as obtained from our theoretical results. If we let  $m$  be the number of columns involved in the selection predicate of the queries and  $b$  be the number of Boolean clauses in the predicate, we have that  $d$  depends directly on  $m$  and  $b$ , as does the sample size  $s$  through (1) in Thm. 1. For selection queries, we used  $m = 1, 2$  and  $b = 1, 2, 3, 5, 8$ , with the addition of the combination  $m = 5, b = 5$ . We run experiments on join queries only for some combinations of  $m$  and  $b$  (i.e. for  $m = 1$  and  $b = 1, 2, 5, 8$ ) due to the large size of the resulting sample tables. Table 1 shows the sample sizes, as number of tuples, for the combinations of parameters we used in our experiments.

$m$	$b$	Select		Join	
		VC-dim	Sample size	VC-dim	Sample size
1	1	2	1000	4	1400
	2	4	1400	16	3800
	3	6	2800	36	7800
	5	10	2600	100	20600
	8	16	3800	256	51800
2	2	31	6800		
	3	57	12000		
	5	117	24000		
	8	220	44600		
5	5	294	59400		

Table 1: Sample Sizes

**Histograms.** We built histograms with a different number of buckets, ranging from 100 to 10000. Due to limitations in PostgreSQL, incrementing the number of buckets in the histograms also increments the number of values stored in the MCV list. Even if this fact should have a positive influence on the quality of the selectivity estimates obtained from the histograms, our results show that the impact is minimal, especially when the inter-column independence and the intra-bucket uniformity assumptions are not satisfied. For SQL Server, we built the standard single-column histograms and computed the multi-column statistics which should help obtaining better estimations when the values along the columns are correlated.

**Queries.** For each combination of the parameters  $m$  and  $b$  and each large table (or pair of large tables, in the case of join) we created 100 queries, with selection predicates involving  $m$  columns and  $b$  Boolean clauses. The parameters in each clause, the range quantifiers, and the Boolean operators connecting the different clauses were chosen uniformly at random to ensure a wide coverage of possible queries.

### 6.3 Results

**Selection Queries.** The first result of our experiments is that, for all the queries we run, on all the sample tables, the estimate of the selectivity computed using our method was within  $\varepsilon$  ( $= 0.05$ ) from the real selectivity. The same was not true for the selectivity computed by the histograms. As an example, in the case of  $m = 2, b = 5$  and uniform independent values in the columns, the default PostgreSQL histograms predicted a selectivity more than  $\varepsilon$  off from the real selectivity for 30 out of 100 queries. Nevertheless, in some of cases the histograms predicted a selectivity closer to the actual one than what our method predicted. This is especially true when the histogram independence assumption holds (e.g., for  $m = 2, b = 5$  the default histograms gave a better prediction than our technique in 11 out of 100 cases). Similar situations also arise for SQLServer.

Since the selectivity estimated by the our method was always within  $\varepsilon$  from the actual, we report the actual percent error, i.e. the quantity  $e_{\%} = \frac{100|p(\sigma_q) - \sigma_D(q)|}{\sigma_D(q)}$  where  $p(\sigma_q)$  is the predicted selectivity. We analyze the average and the standard deviation of this quantity on a set of queries and the evolution of these measures as the sample size increases. We can see from Fig. 1 and 2 that both the average and the standard deviation of the percentage error of the prediction obtained with our method decrease as the sample size grows (the rightmost plotted sample size is the one from Table 1,

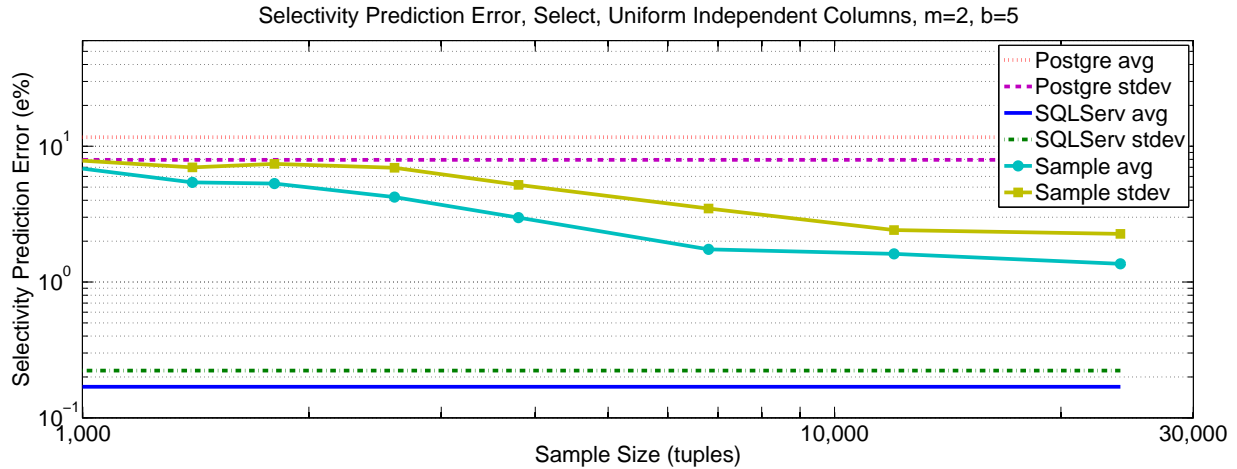


Figure 1: Select – Uniform Independent Columns –  $m = 2, b = 5$

i.e., the one computed in Thm.1. More interesting is the comparison in those figures between the performance of the histograms and the performance of our techniques in predicting selectivities. When the assumptions of the histograms hold, as is the case for the data plotted in Fig. 1, the predictions obtained from the histograms are good.

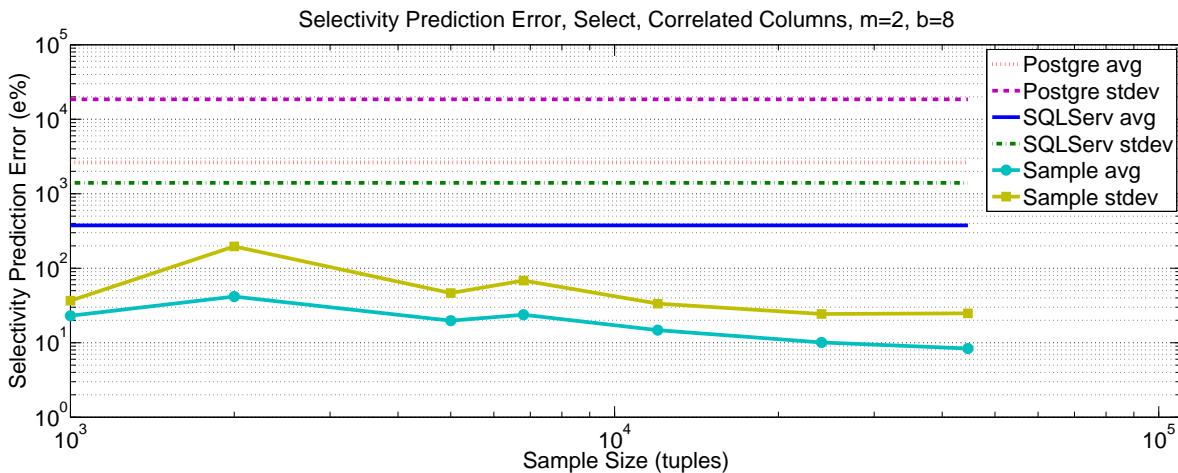


Figure 2: Select – Correlated Columns –  $m = 2, b = 8$

But as soon as the data are correlated (Fig. 2), our sampling method gives better predictions than the histograms even at the smallest sample sizes and keeps improving as the sample grows larger. It is also interesting to observe how the standard deviation of the prediction error is much smaller for our method than for the histograms, suggesting a much higher consistency in the quality of the predictions. In Fig. 2 we do not show multiple curves for the different PostgreSQL histograms because increasing the number of buckets had very marginal impact on the quality of the estimates, sometimes even in the negative sense (i.e., an histogram with more buckets gave worse predictions than an histogram with less buckets), a fact that can be explained with the variance introduced by the sampling process used to create the histograms. For the same reason we do not plot multiple lines for the prediction obtained from the multi-columns and single-column statistics of SQL Server: even when the multi-column statistics were supposed to help, as in the case of correlated data, the obtained prediction were not much different from the ones obtained from the single-column histograms.

**Join Queries.** The strength of our method compared to histograms is even more evident when we run join queries, even when the histograms independent assumptions are satisfied. In our experiments, the predictions obtained using our technique were always within  $\varepsilon$  from the real values, even at the smallest sample sizes, but the same was not true for histograms. For example, in the case of  $m = 1$  and  $b = 5$ , 135 out of 300 predictions from the histograms were more than  $\varepsilon$  off from the real selectivities. Figure 3 shows the comparison between the average and the standard deviation of the percentage error, defined in the previous paragraph, for the histograms and our method. The numbers include predictions for the selection operations at the leaves of the query tree.

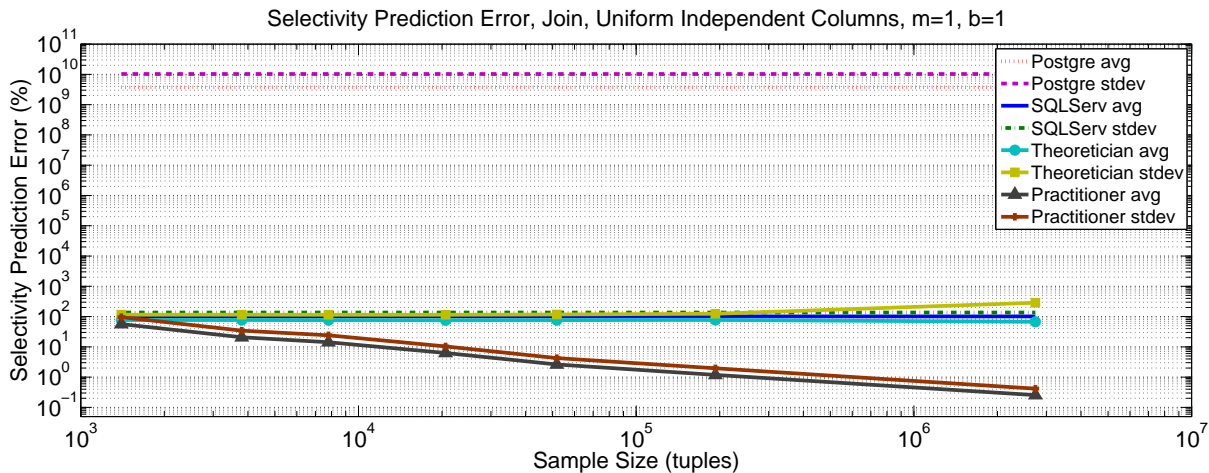


Figure 3: Join –  $m = 1, b = 1$

Again, we did not plot multiple curves for histograms with a different number of buckets because the quality of the predictions did not improve as the histograms became more fine-grained. To understand the big discrepancy between the accurate predictions of our method and the wrong estimates computed by the histograms in PostgreSQL we note that for some join queries, the histograms predicted an output size on the order of the hundreds of thousands tuples but the actual output size was zero or a very small number of tuples. Observing the curves of the average and the standard deviation of the percentage error for the prediction obtained with our method, we can see that at the smaller sample sizes the quality of the predictions only improves minimally with the sample size. This is due to the fact that at small sizes our prediction for the join operation is very often zero or very close to zero, because the output of the query does not contain enough pairs of tuples from the sample of the Cartesian product of the input table (i.e. pairs of tuples with the same value in the *sampleindex* column). In these cases, the prediction can not be accurate at all (i.e. the error is 100% if the original output contained some tuples, or 0% if the query returned an empty set in the large databases). As soon as the sample size grows more, we can see first a jump to higher values of the percentage error, which then behaves as expected, i.e., decreasing as the sample size increases.

In Fig. 3 we also show a comparison between the percentage error of predictions obtained using our method in two different ways: the “theoretically correct” way that makes use of the number of pairs of tuples with the same value in the *sampleindex* column and the “practitioner” way which uses the size of the output of the join operation in the sample, therefore ignoring the *sampleindex* column. Recall that we had to add the *sampleindex* column because Thm. 1 requires a uniform sample of the Cartesian product of the input tables. As it is evident from Fig. 3, the “practitioner” way of predicting selectivity gives very good results at small sample sizes (although it does not offer theoretical guarantees). These results are similar in spirit, although not equivalent, to the theoretical conclusions presented by Haas et al. [1996] in the setting of selectivity estimation using online sampling.

## 7 Conclusions

We develop a novel method for estimating the selectivity of queries by executing it on a concise, properly selected, sample of the database. We present a rigorous analysis of our method and extensive experimental results demonstrating

its efficiency and the accuracy of its predictions.

Most commercial databases use histograms built on a single column, for selectivity estimation. There has also been significant research on improving the estimate using multidimensional histograms [Bruno et al., 2001; Poosala and Ioannidis, 1997; Srivastava et al., 2006; Wang and Sevcik, 2003] and join synopses [Acharya et al., 1999]. The main advantage of our method is that it gives uniformly accurate estimates for the selectivity of any query within a predefined VC-dimension range. Method that collect and store pre-computed statistics gives accurate estimates only for the relations captured by the collected statistics, while estimates of any other relation relies on an independence assumption. , which give probabilistic guarantees on the error of the predicted selectivity,

To match the accuracy of our new method with histograms and join synopses one would need to create, for each table, a multidimensional histogram where the number of dimensions is equal to the number of columns in the tables. The space needed for a multidimensional histogram is exponential in the number of dimensions, while the size of our sample representation is almost linear in that parameter. Furthermore, to estimate the selectivity for join operations one would need to create join synopses for all pairs of columns in the database, again in space that grows exponential in the number of columns.

It is interesting to note that the highly theoretical concept of VC-dimension leads in this work to an efficient and practical tool for an important data analysis problem.

## References

- ACHARYA, S., GIBBONS, P. B., POOSALA, V., AND RAMASWAMY, S. 1999. Join synopses for approximate query answering. *SIGMOD Rec.* 28, 275–286.
- ALON, N. AND SPENCER, J. H. 2008. *The Probabilistic Method* third Ed. Interscience Series in Discrete Mathematics and Optimization. John Wiley & Sons, Hoboken, NJ, USA.
- ANTHONY, M. AND BARTLETT, P. L. 1999. *Neural Network Learning - Theoretical Foundations*. Cambridge University Press, New York, NY, USA.
- BABCOCK, B., CHAUDHURI, S., AND DAS, G. 2003. Dynamic sample selection for approximate query processing. In *Proceedings of the 2003 ACM SIGMOD international conference on Management of data*. SIGMOD '03. ACM, New York, NY, USA, 539–550.
- BENEDIKT, M. AND LIBKIN, L. 2002. Aggregate operators in constraint query languages. *Journal of Computer and System Sciences* 64, 3, 628–654.
- BLUM, A., LIGETT, K., AND ROTH, A. 2008. A learning theory approach to non-interactive database privacy. In *Proceedings of the 40th annual ACM symposium on Theory of computing*. STOC '08. ACM, New York, NY, USA, 609–618.
- BLUMER, A., EHRENFEUCHT, A., HAUSSLER, D., AND WARMUTH, M. K. 1989. Learnability and the Vapnik-Chervonenkis dimension. *J. ACM* 36, 929–965.
- BROWN, P. G. AND HAAS, P. J. 2006. Techniques for warehousing of sample data. In *Proceedings of the 22nd International Conference on Data Engineering*. ICDE '06. IEEE Computer Society, Washington, DC, USA, 6.
- BRUNO, N. AND CHAUDHURI, S. 2004. Conditional selectivity for statistics on query expressions. In *Proceedings of the 2004 ACM SIGMOD international conference on Management of data*. SIGMOD '04. ACM, New York, NY, USA, 311–322.
- BRUNO, N., CHAUDHURI, S., AND GRAVANO, L. 2001. STHoles: a multidimensional workload-aware histogram. *SIGMOD Rec.* 30, 211–222.
- CHAUDHURI, S., DAS, G., AND NARASAYYA, V. 2007. Optimized stratified sampling for approximate query processing. *ACM Trans. Database Syst.* 32, 50.



- CHAUDHURI, S., MOTWANI, R., AND NARASAYYA, V. 1998. Random sampling for histogram construction: how much is enough? *SIGMOD Rec.* 27, 436–447.
- CHAUDHURI, S., MOTWANI, R., AND NARASAYYA, V. 1999. On random sampling over joins. In *Proceedings of the 1999 ACM SIGMOD international conference on Management of data*. SIGMOD '99. ACM, New York, NY, USA, 263–274.
- CHAZELLE, B. 2000. *The Discrepancy Method: Randomness and Complexity*. Cambridge University Press, New York, NY, USA.
- CHEN, M. C., MCNAMEE, L., AND MATLOFF, N. S. 1990. Selectivity estimation using homogeneity measurement. In *Proceedings of the Sixth International Conference on Data Engineering*. IEEE Computer Society, Washington, DC, USA, 304–310.
- DAS, G. 2009. Sampling methods in approximate query answering systems. In *Encyclopedia of Data Warehousing and Mining* 2nd Ed., J. Wang, Ed. IGI Global, Hershey, PA, USA, 1702–1707.
- DOBRA, A. 2005. Histograms revisited: when are histograms the best approximation method for aggregates over joins? In *Proceedings of the twenty-fourth ACM SIGMOD-SIGACT-SIGART symposium on Principles of database systems*. PODS '05. ACM, New York, NY, USA, 228–237.
- ESTAN, C. AND NAUGHTON, J. F. 2006. End-biased samples for join cardinality estimation. In *Proceedings of the 22nd International Conference on Data Engineering*. ICDE '06. IEEE Computer Society, Washington, DC, USA, 20–.
- GANGULY, S., GIBBONS, P. B., MATIAS, Y., AND SILBERSCHATZ, A. 1996. Bifocal sampling for skew-resistant join size estimation. *SIGMOD Rec.* 25, 271–281.
- GANTI, V., LEE, M.-L., AND RAMAKRISHNAN, R. 2000. ICICLES: Self-tuning samples for approximate query answering. In *Proceedings of the 26th International Conference on Very Large Data Bases*. VLDB '00. Morgan Kaufmann Publishers Inc., San Francisco, CA, USA, 176–187.
- GARCIA-MOLINA, H., ULLMAN, J. D., AND WIDOM, J. 2002. *Database Systems - The Complete Book*. Prentice Hall, Upper Saddle River, NJ, USA.
- GEMULLA, R., LEHNER, W., AND HAAS, P. J. 2006. A dip in the reservoir: maintaining sample synopses of evolving datasets. In *Proceedings of the 32nd international conference on Very large data bases*. VLDB '06. VLDB Endowment, Almaden, CA, USA, 595–606.
- GEMULLA, R., LEHNER, W., AND HAAS, P. J. 2007. Maintaining bernoulli samples over evolving multisets. In *Proceedings of the twenty-sixth ACM SIGMOD-SIGACT-SIGART symposium on Principles of database systems*. PODS '07. ACM, New York, NY, USA, 93–102.
- GETOOR, L., TASKAR, B., AND KOLLER, D. 2001. Selectivity estimation using probabilistic models. *SIGMOD Rec.* 30, 461–472.
- GIBBONS, P. B. AND MATIAS, Y. 1998. New sampling-based summary statistics for improving approximate query answers. *SIGMOD Rec.* 27, 331–342.
- GROSS-AMBLARD, D. 2011. Query-preserving watermarking of relational databases and xml documents. *ACM Trans. Database Syst.* 36, 3:1–3:24.
- GRYZ, J. AND LIANG, D. 2004. Query selectivity estimation via data mining. In *Intelligent Information Processing and Web Mining, Proceedings of the International IIS: IIPWM'04 Conference held in Zakopane, Poland, May 17-20, 2004*, M. A. Kłopotek, S. T. Wierzchon, and K. Trojanowski, Eds. Advances in Soft Computing. Springer-Verlag, Berlin Heidelberg, Germany, 29–38.

- HAAS, P. J. 1996. Hoeffding inequalities for join-selectivity estimation and online aggregation. Tech. Rep. RJ 10040, IBM Almaden Research.
- HAAS, P. J. AND KÖNIG, C. 2004. A bi-level bernoulli scheme for database sampling. In *Proceedings of the 2004 ACM SIGMOD international conference on Management of data*. SIGMOD '04. ACM, New York, NY, USA, 275–286.
- HAAS, P. J., NAUGHTON, J. F., SESHADRI, S., AND SWAMI, A. N. 1993. Fixed-precision estimation of join selectivity. In *Proceedings of the twelfth ACM SIGACT-SIGMOD-SIGART symposium on Principles of database systems*. PODS '93. ACM, New York, NY, USA, 190–201.
- HAAS, P. J., NAUGHTON, J. F., SESHADRI, S., AND SWAMI, A. N. 1996. Selectivity and cost estimation for joins based on random sampling. *J. Comput. Syst. Sci.* 52, 550–569.
- HAAS, P. J., NAUGHTON, J. F., AND SWAMI, A. N. 1994. On the relative cost of sampling for join selectivity estimation. In *Proceedings of the thirteenth ACM SIGACT-SIGMOD-SIGART symposium on Principles of database systems*. PODS '94. ACM, New York, NY, USA, 14–24.
- HAAS, P. J. AND SWAMI, A. N. 1992. Sequential sampling procedures for query size estimation. In *Proceedings of the 1992 ACM SIGMOD international conference on Management of data*. SIGMOD '92. ACM, New York, NY, USA, 341–350.
- HAAS, P. J. AND SWAMI, A. N. 1995. Sampling-based selectivity estimation for joins using augmented frequent value statistics. In *Proceedings of the Eleventh International Conference on Data Engineering*. ICDE '95. IEEE Computer Society, Washington, DC, USA, 522–531.
- HAR-PELED, S. AND SHARIR, M. 2011. Relative  $(p, \varepsilon)$ -approximations in geometry. *Discrete & Computational Geometry* 45, 3, 462–496.
- HARANGSRI, B., SHEPHERD, J., AND NGU, A. H. H. 1997. Query size estimation using machine learning. In *Proceedings of the Fifth International Conference on Database Systems for Advanced Applications (DASFAA)*. World Scientific Press, Hackensack, NJ, USA, 97–106.
- HAUSSLER, D. AND WELZL, E. 1986. Epsilon-nets and simplex range queries. In *Proceedings of the second annual symposium on Computational geometry*. SCG '86. ACM, New York, NY, USA, 61–71.
- HOU, W.-C., OZSOYOGLU, G., AND DOGDU, E. 1991. Error-constrained count query evaluation in relational databases. *SIGMOD Rec.* 20, 278–287.
- HOU, W.-C., OZSOYOGLU, G., AND TANEJA, B. K. 1988. Statistical estimators for relational algebra expressions. In *Proceedings of the seventh ACM SIGACT-SIGMOD-SIGART symposium on Principles of database systems*. PODS '88. ACM, New York, NY, USA, 276–287.
- IOANNIDIS, Y. E. AND POOSALA, V. 1995. Balancing histogram optimality and practicality for query result size estimation. In *Proceedings of the 1995 ACM SIGMOD international conference on Management of data*. SIGMOD '95. ACM, New York, NY, USA, 233–244.
- JAGADISH, H. V., KOUDAS, N., MUTHUKRISHNAN, S., POOSALA, V., SEVCIK, K. C., AND SUEL, T. 1998. Optimal histograms with quality guarantees. In *Proceedings of the 24rd International Conference on Very Large Data Bases*. VLDB '98. Morgan Kaufmann Publishers Inc., San Francisco, CA, USA, 275–286.
- JERMAINE, C., POL, A., AND ARUMUGAM, S. 2004. Online maintenance of very large random samples. In *Proceedings of the 2004 ACM SIGMOD international conference on Management of data*. SIGMOD '04. ACM, New York, NY, USA, 299–310.
- JIN, R., GLIMCHER, L., JERMAINE, C., AND AGRAWAL, G. 2006. New sampling-based estimators for olap queries. In *Proceedings of the 22nd International Conference on Data Engineering*. ICDE '06. IEEE Computer Society, Washington, DC, USA, 18–.

- JOSHI, S. AND JERMAINE, C. 2008. Robust stratified sampling plans for low selectivity queries. In *Proceedings of the 2008 IEEE 24th International Conference on Data Engineering*. IEEE Computer Society, Washington, DC, USA, 199–208.
- KAUSHIK, R., NAUGHTON, J. F., RAMAKRISHNAN, R., AND CHAKRAVARTHY, V. T. 2005. Synopses for query optimization: A space-complexity perspective. *ACM Trans. Database Syst.* 30, 1102–1127.
- LARSON, P.-A., LEHNER, W., ZHOU, J., AND ZABBACK, P. 2007. Cardinality estimation using sample views with quality assurance. In *Proceedings of the 2007 ACM SIGMOD international conference on Management of data*. SIGMOD '07. ACM, New York, NY, USA, 175–186.
- LI, Y., LONG, P. M., AND SRINIVASAN, A. 2001. Improved bounds on the sample complexity of learning. *Journal of Computer and System Sciences* 62, 3, 516–527.
- LIPTON, R. J. AND NAUGHTON, J. F. 1995. Query size estimation by adaptive sampling. *J. Comput. Syst. Sci.* 51, 18–25.
- LIPTON, R. J., NAUGHTON, J. F., AND SCHNEIDER, D. A. 1990. Practical selectivity estimation through adaptive sampling. *SIGMOD Rec.* 19, 1–11.
- LÖFFLER, M. AND PHILLIPS, J. M. 2009. Shape fitting on point sets with probability distributions. In *Algorithms - ESA 2009*, A. Fiat and P. Sanders, Eds. Lecture Notes in Computer Science Series, vol. 5757. Springer-Verlag, Berlin Heidelberg, Germany, 313–324.
- MARKL, V., HAAS, P. J., KUTSCH, M., MEGIDDO, N., SRIVASTAVA, U., AND TRAN, T. M. 2007. Consistent selectivity estimation via maximum entropy. *The VLDB Journal* 16, 55–76.
- MATIAS, Y., VITTER, J. S., AND WANG, M. 1998. Wavelet-based histograms for selectivity estimation. In *Proceedings of the 1998 ACM SIGMOD international conference on Management of data*. SIGMOD '98. ACM, New York, NY, USA, 448–459.
- MATOUŠEK, J. 2002. *Lectures on Discrete Geometry*. Springer-Verlag, New York, NY, USA.
- MILLER, R. G. 1981. *Simultaneous Statistical Inference*. Springer series in statistics. Springer-Verlag, New York, NY, USA.
- NGU, A. H. H., HARANGSRI, B., AND SHEPHERD, J. 2004. Query size estimation for joins using systematic sampling. *Distrib. Parallel Databases* 15, 237–275.
- OLKEN, F. 1993. Random sampling from databases. Ph.D. thesis, University of California, Berkeley.
- POOSALA, V., HAAS, P. J., IOANNIDIS, Y. E., AND SHEKITA, E. J. 1996. Improved histograms for selectivity estimation of range predicates. In *Proceedings of the 1996 ACM SIGMOD international conference on Management of data*. SIGMOD '96. ACM, New York, NY, USA, 294–305.
- POOSALA, V. AND IOANNIDIS, Y. E. 1997. Selectivity estimation without the attribute value independence assumption. In *Proceedings of the 23rd International Conference on Very Large Data Bases*. VLDB '97. Morgan Kaufmann Publishers Inc., San Francisco, CA, USA, 486–495.
- RÉ, C. AND SUCIU, D. 2010. Understanding cardinality estimation using entropy maximization. In *Proceedings of the twenty-ninth ACM SIGMOD-SIGACT-SIGART symposium on Principles of database systems*. PODS '10. ACM, New York, NY, USA, 53–64.
- SRIVASTAVA, U., HAAS, P. J., MARKL, V., KUTSCH, M., AND TRAN, T. M. 2006. ISOMER: Consistent histogram construction using query feedback. In *Proceedings of the 22nd International Conference on Data Engineering*. ICDE '06. IEEE Computer Society, Washington, DC, USA, 39–.

- VAPNIK, V. N. 1999. *The Nature of Statistical Learning Theory*. Statistics for engineering and information science. Springer-Verlag, New York, NY, USA.
- VAPNIK, V. N. AND CHERVONENKIS, A. J. 1971. On the uniform convergence of relative frequencies of events to their probabilities. *Theory of Probability and its Applications* 16, 2, 264–280.
- WANG, H. AND SEVCIK, K. C. 2003. A multi-dimensional histogram for selectivity estimation and fast approximate query answering. In *Proceedings of the 2003 conference of the Centre for Advanced Studies on Collaborative research*. CASCON '03. IBM Press, Boston, MA, USA, 328–342.
- WANG, M., VITTER, J. S., AND IYER, B. R. 1997. Selectivity estimation in the presence of alphanumeric correlations. In *Proceedings of the Thirteenth International Conference on Data Engineering*. ICDE '97. IEEE Computer Society, Washington, DC, USA, 169–180.
- WU, Y.-L., AGRAWAL, D., AND EL ABBADI, A. 2001. Applying the golden rule of sampling for query estimation. *SIGMOD Rec.* 30, 449–460.