

Edinburgh 2011/02
 LAPTH-xy/11
 IPPP/11/04, DCPT/11/08
 Nikhef/2011-002
 MPP-2011-5

Golem95C: A library for one-loop integrals with complex masses

G. Cullen^a, J.-Ph. Guillet^b, G. Heinrich^c, T. Kleinschmidt^d,
 E. Pilon^b, T. Reiter^e, M. Rodgers^d

^a*School of Physics, The University of Edinburgh, Edinburgh EH9 3JZ, UK*

^b*LAPTH, Université de Savoie and CNRS, Annecy-le-Vieux, France*

^c*Max-Planck-Institut für Physik, Föhringer Ring 6, 80805 München, Germany*

^d*Institute for Particle Physics Phenomenology, University of Durham,
 Durham, DH1 3LE, UK*

^e*Nikhef, Science Park 105, 1098 XG Amsterdam, The Netherlands*

Abstract

We present a program for the numerical evaluation of scalar integrals and tensor form factors entering the calculation of one-loop amplitudes which supports the use of complex masses in the loop integrals. The program is built on an earlier version of the `golem95` library, which performs the reduction to a certain set of basis integrals using a formalism where inverse Gram determinants can be avoided. It can be used to calculate one-loop amplitudes with arbitrary masses in an algebraic approach as well as in the context of unitarity-inspired numerical reconstruction of the integrand.

PACS: 12.38.Bx

Key words: NLO computations, One-loop diagrams, Complex masses, Unstable particles

NEW VERSION PROGRAM SUMMARY

Manuscript Title: `Golem95C: A library for one-loop integrals with complex masses`

Authors: G. Cullen, J.-Ph. Guillet, G. Heinrich, T. Kleinschmidt, E. Pilon, T. Reiter, M. Rodgers

Program Title: `golem95-1.2.0`

Licensing provisions: none

Programming language: Fortran95

Computer: Any computer with a Fortran95 compiler

Operating system: Linux, Unix

RAM: RAM used per integral/form factor is insignificant

Keywords: NLO computations, One-loop diagrams, Complex masses, Unstable particles

PACS: 12.38.Bx

Classification: 4.4, 11.1

External routines/libraries: some finite scalar integrals are called from OneLOop [1,2], the option to call them from LoopTools [3,4] is also implemented.

Catalogue identifier of previous version: AEEO_v1_0

Journal reference of previous version: Comput. Phys. Commun. 180 (2009) 2317.

Does the new version supersede the previous version?: yes

Nature of problem: Evaluation of one-loop multi-leg integrals occurring in the calculation of next-to-leading order corrections to scattering amplitudes in elementary particle physics. In the presence of massive particles in the loop, propagators going on-shell can cause singularities which should be regulated to allow for a successful evaluation.

Solution method: Complex masses can be used in the loop integrals to stand for a width of an unstable particle, regulating the singularities by moving the poles away from the real axis.

Reasons for the new version: The previous version was restricted to massless particles in the loop.

Summary of revisions: Real and complex masses are supported, a general μ parameter for the renormalisation scale is introduced, improvements in the caching system and the user interface.

Running time: Depends on the nature of the problem. A single call to a rank 6 six-point form factor at a randomly chosen kinematic point, using complex masses, takes 0.06 seconds on an Intel Core 2 Q9450 2.66 GHz processor.

LONG WRITE-UP

1 Introduction

Collider experiments at the TeV scale, in particular the LHC experiments, are expected to shed light on the mechanism of electroweak symmetry breaking and possibly guide us to a more complete theory of fundamental interactions than the present Standard Model. In order to achieve these goals, predictions for signal as well as background processes should be well under control, necessitating calculations at next-to-leading order (NLO) accuracy or beyond.

Over the last few years, enormous progress has been made to push the calculation of NLO corrections towards a higher number of particles in the final states, i.e. to “multi-leg” amplitudes, in QCD as well as in the electroweak sector. For reviews see e.g. [5,6].

Nowadays, the efforts are also increasingly being focused on the goals of *automating* multi-leg one-loop calculations and making them *publicly available*. Recent public programs with emphasis on multi-leg one-loop calculations are e.g. CutTools [7], Samurai [8,9], other public programs which have been optimized for less than four particles in the final state are e.g. FeynArts/FormCalc [3,10,11,4], MCFM [12], VBFNLO [13].

An important ingredient for such programs is an integral library containing the one-loop integrals which are the basic building blocks of any one-loop amplitude unless it is calculated purely numerically. Several libraries are available to date: FF [14,15], LoopTools [11], QCDLoop [16], OneLOop [2], golem95 [17], Hexagon.F [18]. A code for the calculation of one-loop four-point functions with complex masses (DOC) can be found in [19]. The latter has been integrated into the LoopTools library [4] where the complex version of infrared finite integrals with less than four legs are already implemented. A complete set of scalar four-point integrals, both in dimensional and in mass regularisation and valid also for complex masses can be found in [20] in analytic form.

The calculation of scalar one-loop integrals has a long tradition of pioneering work, see e.g. [21,22,14,23,24,25,26]. For processes involving unstable particles, these integrals are also required for complex internal masses, in order to be able to work within the so-called “complex-mass scheme” developed in Refs. [27,28]. For calculations beyond one loop, complex values for invariants derived from external momenta are also required [29,30], but we will concentrate on one-loop corrections here.

In this article, we present an extension of the tensor and scalar library of Ref. [17] to integrals with arbitrary masses, in particular also complex masses. Furthermore, we extend the approach which was previously based solely on form factors as building blocks of the amplitude to an approach which is useful in the context of reconstruction of the integrand using D -dimensional unitarity.

This article is organized as follows. In Section 2, we review the theoretical background, with particular emphasis on the treatment of potential numerical instabilities. In subsection 2.4 we give an example to demonstrate how the introduction of complex masses can cure Landau singularities stemming from on-shell massive particles in the loop. Subsection 2.5 is dedicated to the new feature of `golem95` to be used in the context of a numerical reconstruction of amplitudes at the integrand level. Section 3 gives a brief overview of the software structure, while a detailed description of the individual software components is provided in Section 4. The installation instructions can be found in Section 5, followed by a listing of the examples which are new in this version in Section 6, before we conclude.

2 Theoretical background

The program is an update of the tensor and scalar integral library described in more detail in Ref. [17], based on the formalism developed in Refs. [31,32] to reduce tensor integrals to a convenient set of basis integrals. Similar reduction schemes can be found e.g. in Refs. [25,33,34,35,36,37,38]. Here we will describe the theoretical framework only briefly and focus on the new features of the program.

2.1 Form Factors

Tensor integrals can be divided into a part containing the Lorentz structure and a part consisting of scalar quantities, which we call *form factors*.

We define an N -point tensor integral of rank r in $D = 4 - 2\epsilon$ dimensions as

$$I_N^{D, \mu_1 \dots \mu_r}(a_1, \dots, a_r) = \int \frac{d^D q}{i \pi^{D/2}} \frac{q_{a_1}^{\mu_1} \dots q_{a_r}^{\mu_r}}{(q_1^2 - m_1^2 + i\delta) \dots (q_N^2 - m_N^2 + i\delta)} \quad (1)$$

where $q_a = q + r_a$, q is the loop momentum, and r_a is a combination of external

momenta. Using the shift invariant vectors

$$\Delta_{ij}^\mu = r_i^\mu - r_j^\mu, \quad (2)$$

we can write

$$\begin{aligned} I_N^{D,\mu_1\cdots\mu_r}(a_1,\dots,a_r;S) &= \sum_{j_1,\dots,j_r \in S} \left[\Delta_{j_1\cdot}^\cdot \cdots \Delta_{j_r\cdot}^\cdot \right]_{\{a_1\dots a_r\}}^{\{\mu_1\cdots\mu_r\}} A_{j_1\dots j_r}^{N,r}(S) \\ &+ \sum_{j_1,\dots,j_{r-2} \in S} \left[g^\cdot \Delta_{j_1\cdot}^\cdot \cdots \Delta_{j_{r-2}\cdot}^\cdot \right]_{\{a_1\dots a_r\}}^{\{\mu_1\cdots\mu_r\}} B_{j_1\dots j_{r-2}}^{N,r}(S) \\ &+ \sum_{j_1,\dots,j_{r-4} \in S} \left[g^\cdot g^\cdot \Delta_{j_1\cdot}^\cdot \cdots \Delta_{j_{r-4}\cdot}^\cdot \right]_{\{a_1\dots a_r\}}^{\{\mu_1\cdots\mu_r\}} C_{j_1\dots j_{r-4}}^{N,r}(S). \quad (3) \end{aligned}$$

The notation $[\cdots]_{\{a_1\dots a_r\}}^{\{\mu_1\cdots\mu_r\}}$ stands for the distribution of the r Lorentz indices μ_i , and the momentum labels a_i to the vectors $\Delta_{j a_i}^{\mu_i}$ and metric tensors in all distinguishable ways. S denotes an ordered set of propagator labels, corresponding to the momenta forming the kinematic matrix \mathcal{S} , defined by

$$\mathcal{S}_{ij} = (r_i - r_j)^2 - m_i^2 - m_j^2 \quad ; \quad i, j \in \{1, \dots, N\}. \quad (4)$$

The form factors are linear combinations of so-called reduction coefficients derived from the matrix \mathcal{S} and N -point integrals with $N \leq 4$. The kinematic matrix \mathcal{S} is related to the Gram matrix G_{ij} ($i, j = 1, \dots, N-1$ for $r_N = 0$) by

$$\det G = (-1)^{N+1} B \det \mathcal{S}, \quad B = \sum_{i,j=1}^N \mathcal{S}_{ij}^{-1}. \quad (5)$$

2.2 Integrals

The `golem95` program uses the fact that tensor integrals are related to Feynman parameter integrals with Feynman parameters in the numerator. A scalar integral, after Feynman parametrisation, can be written as

$$\begin{aligned} I_N^D(S) &= (-1)^N \Gamma(N - \frac{D}{2}) \int \prod_{i=1}^N dz_i \delta(1 - \sum_{l=1}^N z_l) (R^2)^{\frac{D}{2}-N} \\ R^2 &= -\frac{1}{2} \sum_{i,j=1}^N z_i \mathcal{S}_{ij} z_j - i\delta. \quad (6) \end{aligned}$$

The general relation between tensor integrals and parameter integrals with Feynman parameters in the numerator is well known [39,25,32]

$$I_N^{D, \mu_1 \dots \mu_r}(a_1, \dots, a_r; S) = (-1)^r \sum_{m=0}^{\lfloor r/2 \rfloor} \left(-\frac{1}{2}\right)^m \sum_{j_1 \dots j_{r-2m}=1}^N \left[(g^{\cdot})^{\otimes m} \Delta_{j_1}^{\cdot} \dots \Delta_{j_{r-2m}}^{\cdot} \right]_{\{a_1 \dots a_r\}}^{\{\mu_1 \dots \mu_r\}} I_N^{D+2m}(j_1 \dots, j_{r-2m}; S), \quad (7)$$

where $I_N^{D+2m}(j_1 \dots, j_{r-2m}; S)$ is an integral with Feynman parameters in the numerator. $\lfloor r/2 \rfloor$ stands for the nearest integer less or equal to $r/2$ and the symbol $\otimes m$ indicates that m powers of the metric tensor are present. Feynman parameter integrals corresponding to diagrams where propagators j_1, \dots, j_m are omitted, or *pinched*, with respect to the “maximal” topology can be defined as

$$I_N^D(j_1, \dots, j_r; S \setminus \{l_1, \dots, l_m\}) = (-1)^N \Gamma(N - \frac{D}{2}) \int \prod_{i=1}^N dz_i \delta(1 - \sum_{k=1}^N z_k) \delta(z_{l_1}) \dots \delta(z_{l_m}) z_{j_1} \dots z_{j_r} (R^2)^{D/2-N}. \quad (8)$$

The program `golem95` reduces the integrals internally to a set of basis integrals, i.e. the endpoints of the reduction (they do not form a basis in the mathematical sense, as some of them are linearly dependent). The choice of the basis integrals can have important effects on the numerical stability in certain kinematic regions, as will be explained below. Our reduction endpoints are 4-point functions in 6 dimensions I_4^6 , which are IR and UV finite, UV divergent 4-point functions in $D + 4$ dimensions, and various 2-point and 3-point functions, some of the latter with Feynman parameters in the numerator. This provides us with a convenient separation of IR and UV divergences, as the IR poles are exclusively contained in the triangle functions. Explicitly, our reduction basis is given by integrals of the type

$$\begin{aligned}
I_3^D(j_1, \dots, j_r) &= -\Gamma\left(3 - \frac{D}{2}\right) \int_0^1 \prod_{i=1}^3 dz_i \delta\left(1 - \sum_{l=1}^3 z_l\right) \frac{z_{j_1} \cdots z_{j_r}}{\left(-\frac{1}{2} z \cdot \mathcal{S} \cdot z - i\delta\right)^{3-D/2}}, \\
I_3^{D+2}(j_1) &= -\Gamma\left(2 - \frac{D}{2}\right) \int_0^1 \prod_{i=1}^3 dz_i \delta\left(1 - \sum_{l=1}^3 z_l\right) \frac{z_{j_1}}{\left(-\frac{1}{2} z \cdot \mathcal{S} \cdot z - i\delta\right)^{2-D/2}}, \\
I_4^{D+2}(j_1, \dots, j_r) &= \Gamma\left(3 - \frac{D}{2}\right) \int_0^1 \prod_{i=1}^4 dz_i \delta\left(1 - \sum_{l=1}^4 z_l\right) \frac{z_{j_1} \cdots z_{j_r}}{\left(-\frac{1}{2} z \cdot \mathcal{S} \cdot z - i\delta\right)^{3-D/2}}, \\
I_4^{D+4}(j_1) &= \Gamma\left(2 - \frac{D}{2}\right) \int_0^1 \prod_{i=1}^4 dz_i \delta\left(1 - \sum_{l=1}^4 z_l\right) \frac{z_{j_1}}{\left(-\frac{1}{2} z \cdot \mathcal{S} \cdot z - i\delta\right)^{2-D/2}},
\end{aligned} \tag{9}$$

where $r^{\max} = 3$, as well as $I_3^D, I_3^{D+2}, I_4^{D+2}, I_4^{D+4}$ with no Feynman parameters in the numerator, and two-point and one-point functions.

Note that I_3^{D+2} and I_4^{D+4} are UV divergent, while I_3^D can be IR divergent. In the code, the integrals are represented as arrays containing the coefficients of their Laurent expansion in $\epsilon = (4 - D)/2$.

We would like to emphasize that the program also can be used as a library for scalar master integrals.

2.3 Treatment of potential numerical instabilities

2.3.1 Spurious singularities due to inverse Gram determinants

Further reduction of the integrals in eqs. (9) to integrals with no Feynman parameters in the numerator introduces factors of $1/B$, i.e. inverse Gram determinants. A particular feature of `golem95` is the fact that the above integrals are *not* reduced to scalar basis integrals in cases where B becomes small, thus avoiding problems with small inverse determinants. In these cases, the above integrals are evaluated numerically. As $B = (-1)^{N+1} \det(G)/\det(\mathcal{S})$ is a dimensionful quantity, the switch to the numerical evaluation of the basis integrals is implemented such that the value of the dimensionless parameter \hat{B} is tested, where

$$\hat{B} = B \times (\text{largest entry of } \mathcal{S}). \tag{10}$$

If $\hat{B} > \hat{B}^{\text{cut}}$, the reduction is performed, else the program switches to the direct numerical evaluation of the integral. The default value is $\hat{B}^{\text{cut}} = 0.005$. In particular, we use a certain one-dimensional parameter representation here, obtained after performing two integrations analytically. In this way one can use deterministic integration routines, leading to a fast and precise numerical evaluation. The relative error to be achieved in the numerical integration has been set to the default value 10^{-8} . If this precision has not been reached, the program will write a message to the file `error.txt`.

This switch to a direct numerical evaluation will be done automatically for all triangle integrals, and for box integrals with massless propagators and up to three off-shell legs. For box diagrams with massive internal propagators the one-dimensional parameter representation is not yet implemented, but will be provided in a forthcoming version.

In some cases, calculating in double precision Fortran may not be sufficient. The code is designed such that it can be compiled in quadruple precision as well.

2.3.2 Landau Singularities

After Feynman parametrisation and momentum integration, the denominator \mathcal{D} of any one-loop integral is given by $\mathcal{D} = -z \cdot \mathcal{S} \cdot z/2 - i\delta$ (see eq.(6)). Necessary conditions for a Landau singularity to occur in a one-loop integral thus can be expressed as

$$\det \mathcal{S} = 0, \quad z_i \geq 0, \quad z \cdot \mathcal{S} \cdot z < 0. \quad (11)$$

The *leading Landau singularity*, corresponding to $\det \mathcal{S} = 0$ and $z_i > 0$ for all i , occurs if all particles in the loop go simultaneously on-shell. Sub-leading Landau singularities occur if a sub-matrix of \mathcal{S} has a vanishing determinant and at least one of the Feynman parameters z_i is zero, corresponding to pinched diagrams. Leading Landau singularities are also called *anomalous thresholds* in the literature [40,41], this term stemming from the fact that they only occur in the physically allowed phase space region if a number of rather special kinematical conditions are fulfilled. An example will be given below.

2.4 Complex masses

In order to demonstrate how the introduction of complex masses, standing for a width in the case of unstable particles in the loop, regulates the Landau singularities, we choose the example of a box diagram contributing to the production of a heavy neutral Higgs boson and a $b\bar{b}$ pair in gluon fusion in the context of supersymmetry, where the loop contains two squarks (sbottoms) and two neutralinos, as shown in Fig. 1.

Denoting the momentum of the Higgs boson by p_5 and the momenta of the two b-quarks by p_3 and p_4 , the kinematic matrix $\mathcal{S}^{(4)}$ associated with the four-point diagram is symmetric under $s_{35} \leftrightarrow s_{45}$ ($s_{ij} = (p_i + p_j)^2$). To make the singularity structure apparent, we will scan the different thresholds and singularities as a function of the invariant s_{45} . The b-quarks are taken to be massless in this example. Similar investigations have been worked out in detail

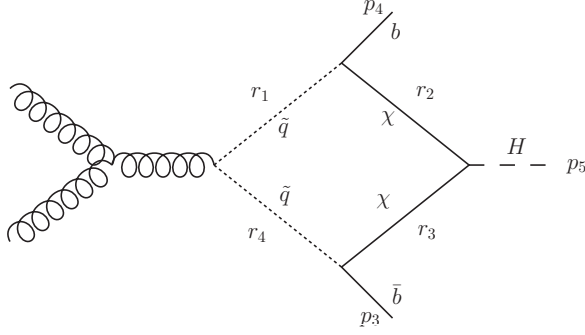


Fig. 1. A diagram where all propagators can go simultaneously on-shell to develop a leading Landau singularity which can be regulated by introducing complex masses in [42,43].

Solving the phase space constraint $\det G \geq 0$ ($G_{ij} = 2p_i p_j, i = 3, 4, 5$) for s_{45} leads to the following boundaries for the physically allowed phase space:

$$M_H^2 \frac{s_{12}}{s_{35}} \leq s_{45} \leq M_H^2 + s_{12} - s_{35} \quad (12)$$

$$M_H^2 \leq s_{35} \leq s_{12} .$$

The leading Landau singularity is characterised by all particles in the loop going simultaneously on-shell, leading to $\det \mathcal{S}^{(4)} = 0$. The determinant of the kinematic matrix $\mathcal{S}_{ij}^{(4)}$ can be written as [43]

$$\det \mathcal{S}^{(4)} = \lambda(s_{35}, m_{\tilde{q}}^2, M_\chi^2) (s_{45} - s_{45}^0)^2 + \det \mathcal{S}_{r_2}^{(3)} \det \mathcal{S}_{r_4}^{(3)} \quad (13)$$

$$\lambda(x, y, z) = x^2 + y^2 + z^2 - 2(xy + xz + yz) .$$

The determinants $\det \mathcal{S}_{r_2}^{(3)}$ and $\det \mathcal{S}_{r_4}^{(3)}$ correspond to diagrams where the propagators r_2 and r_4 respectively in Fig.1 are pinched. The Kaellen function $\lambda(s_{35}, m_{\tilde{q}}^2, m_\chi^2)$ is (minus) the determinant of the kinematic matrix associated with a two-point function where both r_1 and r_3 are pinched. s_{45}^0 is the solution of the equation $\det \mathcal{S}^{(4)} - \det \mathcal{S}_{r_2}^{(3)} \det \mathcal{S}_{r_4}^{(3)} = 0$. Choosing the numerical values $m_H = 450$ GeV, $m_{\tilde{q}} = 800$ GeV, $m_\chi = 200$ GeV, $\sqrt{s} = 1700$ GeV, fixing s_{35} to $s_{35} = 2(m_{\tilde{q}}^2 + m_\chi^2)$ and combining with the phase space constraints of eq. (12) and the requirement $z \cdot \mathcal{S} \cdot z \leq 0$, we encounter the following discontinuities, shown in Fig. 2:

- a normal threshold at $\sqrt{s_{45}} = (m_{\tilde{q}} + m_\chi) = 1000$ GeV, where $\lambda(s_{45}, m_{\tilde{q}}^2, M_\chi^2)$ vanishes, corresponding to the production of a squark and a neutralino in the cut two-point diagram associated with a pinch of both r_2 and r_4 in the box diagram.

- an anomalous threshold at $\sqrt{s_{45}} \simeq 1012.7$ GeV, corresponding to $\det \mathcal{S}_{\tilde{r}_2}^{(3)} = 0$.
- an anomalous threshold at $\sqrt{s_{45}} \simeq 1038.1$ GeV, corresponding to $\det \mathcal{S}_{\tilde{r}_4}^{(3)} = 0$.
- a leading Landau singularity at $\sqrt{s_{45}} \simeq 1078.4$ GeV, corresponding to $\det \mathcal{S}^{(4)} = 0$.

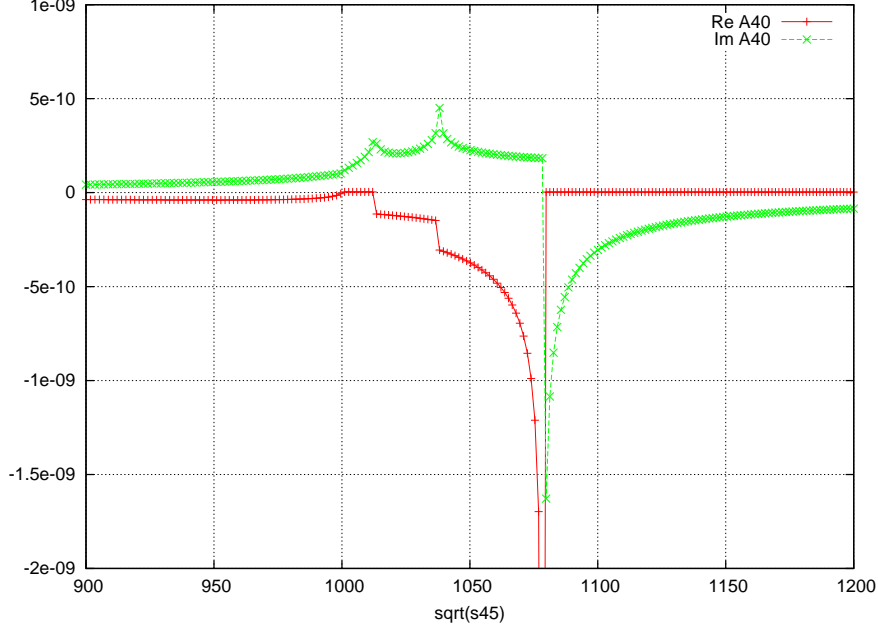


Fig. 2. Singularity structure of the scalar four-point function $A^{4,0}$ (real masses) contained in the diagram of Fig. 1 for $m_H = 450$ GeV, $m_{\tilde{q}} = 800$ GeV, $m_\chi = 200$ GeV, $\sqrt{s} = 1700$ GeV, $900 \text{ GeV} \leq s_{45} \leq 1200 \text{ GeV}$.

Introducing complex masses moves the poles due to propagators going on-shell away from the real axis and therefore regulates the leading Landau singularity, as can be seen from Fig. 3.

We should remark that Landau singularities due to massive (unstable) particles in the loop going on-shell usually behave like $1/\sqrt{\det \mathcal{S}}$ as $\det \mathcal{S} \rightarrow 0$. This is in contrast to cases with several massless particles, where $\det \mathcal{S}$ usually has several zero eigenvalues. An interesting case is the six-photon amplitude, where not only $\det \mathcal{S}$, but also its *derivative* with respect to the invariants involved vanishes at the singular point, meaning that the singularity is not integrable anymore. Introducing an imaginary part as advocated above would certainly not help in this case, but in the six-photon example we are saved by the gauge structure, which leads to numerators taming the singularity structure when the individual contributions are combined to physical helicity

amplitudes. This has been worked out in detail in Refs. [44,45,5].

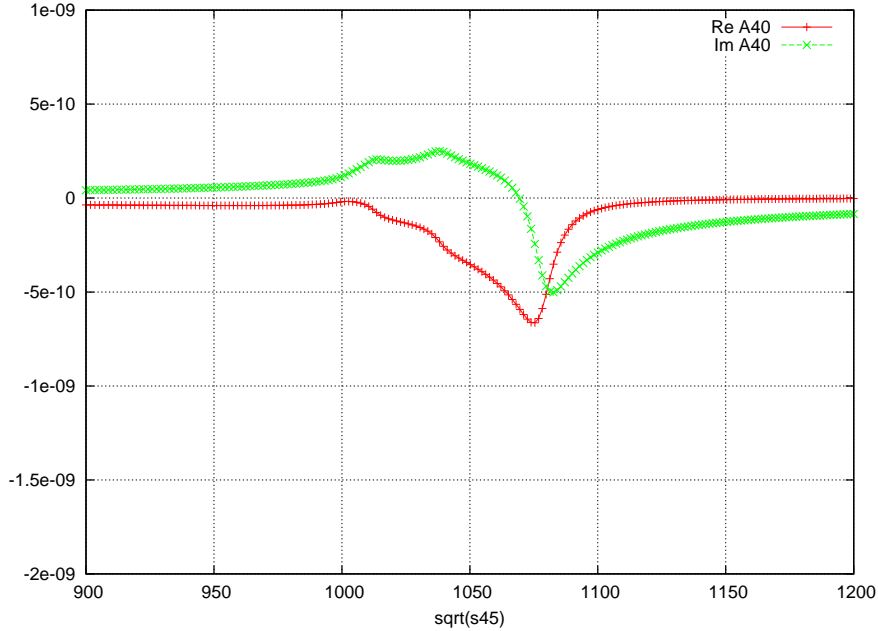


Fig. 3. Singularity structure of the scalar four-point function (real masses) contained in the diagram of Fig. 1 for $m_H = 450$ GeV, $m_{\bar{q}}^2 \rightarrow m_{\bar{q}}^2 - i m_{\bar{q}} \Gamma_{\bar{q}}$, $m_{\chi}^2 \rightarrow m_{\chi}^2 - i m_{\chi} \Gamma_{\chi}$, $\Gamma_{\bar{q}} = 3.5$ GeV, $\Gamma_{\chi} = 1.5$ GeV

2.5 Tensorial Reconstruction of the Integrand

The library `golem95` in its original version[17], when used in amplitude calculations, relies on some user generated code expressing a diagram¹ in terms of form factors ($A^{N,r}$, $B^{N,r}$, $C^{N,r}$) as defined in Eq. (3). This requirement of the previous version of `golem95` restricted the applicability of the library to algebraic methods for generating the amplitude. In order to be able to use the library in the context of a numerical reconstruction of the integrand, we included new features described in the following.

The general structure of a one-loop diagram can be written as

$$\mathcal{G} = \int \frac{d^D q}{i\pi^{D/2}} \frac{\mathcal{N}(q)}{(q_1^2 - m_1^2 + i\delta) \cdots (q_N^2 - m_N^2 + i\delta)} \quad (14)$$

¹ Actually, it is not required to organize the calculation in terms of diagrams. The term *diagram* here refers to a set of terms of an amplitude sharing some common loop propagators.

where $q_a = q + r_a$. After decomposing the D -dimensional vector q into its projection \hat{q} onto the physical 4-dimensional Minkowski space and the radial component μ of the $(D - 4)$ -dimensional orthogonal space, such that $q^2 = \hat{q}^2 - \mu^2$, we can express the numerator function $\mathcal{N}(q)$ in terms of the following tensor structure,

$$\mathcal{N}(q) = \mathcal{N}(\hat{q}, \mu^2) = \sum_{\alpha=0}^2 \mu^{2\alpha} \left(C_{0,\alpha} + \sum_{r=1}^{R-2\alpha} C_{r,\alpha}^{\mu_1 \dots \mu_r} \hat{q}_{\mu_1} \dots \hat{q}_{\mu_r} \right). \quad (15)$$

The coefficients $C_{r,\alpha}^{\dots}$ can be determined numerically by the algorithm described in Ref. [9]. The contraction of the coefficients with the tensor integrals can be carried out in a process independent and numerical way. Therefore this tensorial reconstruction of the integrand provides a way of processing both diagrams from algebraic constructions and purely numerical input, using the numerator function $\mathcal{N}(\hat{q}, \mu^2)$ and the set of denominators as the only common source of information. We have implemented the reconstruction of the coefficients and their contraction with the tensor integrals as a part of `golem95`. The new interface is described in Section 4.2.

The contraction with the tensor integrals also requires the implementation of integrals with explicit μ^2 -dependence, which can be computed from the poles of known form factors,

$$\begin{aligned} \int \frac{d^D q}{i\pi^{D/2}} \frac{\mu^2 q_{a_1}^{\mu_1} \dots q_{a_{r-2}}^{\mu_{r-2}}}{(q_1 - m_1^2 + i\delta) \dots (q_N - m_N^2 + i\delta)} = \\ (4 - D) \left(\sum_{j_1, \dots, j_{r-2} \in S} [\Delta_{j_1} \dots \Delta_{j_{r-2}}]_{\{a_1 \dots a_{r-2}\}}^{\{\mu_1 \dots \mu_{r-2}\}} B_{j_1 \dots j_{r-2}}^{N,r}(S) \right. \\ \left. + \sum_{j_1, \dots, j_{r-4} \in S} [\hat{g} \Delta_{j_1} \dots \Delta_{j_{r-4}}]_{\{a_1 \dots a_{r-2}\}}^{\{\mu_1 \dots \mu_{r-2}\}} C_{j_1 \dots j_{r-4}}^{N,r}(S) \right) + \mathcal{O}(D - 4). \quad (16) \end{aligned}$$

In practice, the above equation simplifies greatly since the only non-zero contributions come from the form factors $B^{2,2}$, $B^{3,2}$, $B^{3,3}$ and $C^{4,4}$. The only non-zero integral with μ^4 in the numerator is the box

$$\int \frac{d^D q}{i\pi^{D/2}} \frac{\mu^4}{(q_1 - m_1^2 + i\delta) \dots (q_4 - m_4^2 + i\delta)} = (D - 4)(D - 2)C^{4,4}(S) + \mathcal{O}(D - 4). \quad (17)$$

3 Overview of the software structure

The structure of the `golem95` program is the following: There are four main directories:

- (1) **src**: the source files of the program
- (2) **dem**: some programs for demonstration
- (3) **doc**: documentation which has been created with robodoc [46]
- (4) **test**: supplements the demonstration programs, containing files to produce form factors with user-defined kinematics. The user can specify the rank, numerator, numerical point etc. via a steering file.

The subdirectory structure is the same as described in [17].

4 Description of the individual software components

We focus here on the new features, for more details on the software components which are the same as in version 1.0, we refer to [17] and to the documentation contained in the program.

4.1 Form factor evaluation

A typical setup for the calculation of form factors is:

```
call initgolem95(dim)
...fill matrix  $\mathcal{S}$  ...
call preparesmatrix()
...evaluate form factors ...
call exitgolem95()
```

The three subroutines act as interfaces to the library. They are used to initialize and manipulate objects and features of the program. They are implemented in the module `matrice_s` and will be described in more detail in the following. To pass the desired masses and momenta, the user assigns values to the object `s_mat`, which are the entries of the kinematic matrix \mathcal{S} given in eq. (4). The form factors are implemented in the respective modules in `src/form_factor`. We will sketch the internal structure of the library and the distinction between real and complex masses in the following.

4.1.1 The module `matrice_s`

This module is located in `src/kinematic/matrice_s.f90`. It is used to reserve and free memory for the kinematic matrix \mathcal{S} and related objects, as well as for

the computation of the inverse matrices. The three macro functions described above are:

`subroutine initgolem95(dim, opt_set)` allocates memory for two arrays `s_mat_c` and `s_mat_r` of dimension `dim` and rank two. These arrays represent internally the complex valued matrix \mathcal{S} and its real part. Additional memory is reserved for the inverse of \mathcal{S} and its submatrices as well as for parameters appearing in the reductions of the form factors. A public pointer `s_mat` is associated with `s_mat_c`. This object is used to assign the matrix \mathcal{S} , both in the real mass and complex mass case. An additional argument `opt_set` can be given, which is an integer array reflecting the numbering of the propagators. The default value is an integer vector of range 1 to `dim`. This subroutine also initializes the caching system.

`subroutine preparesmatrix()` creates the derived type object `s_mat_p`. This consists of two pointers to `s_mat_c` and `s_mat_r` as well as two integers encoding information about the entries of complex masses and vanishing masses. We describe the usage of this object in more detail in section 4.1.2. The arrays used later for the inverse matrices and sub-matrices are calculated in this routine. If the user defines values for the matrix \mathcal{S} which are purely real, only the real arrays are needed and calculated.

`subroutine exitgolem95()` deallocates all arrays, nullifies all pointers and clears the cache.

Note that the subroutines `initgolem95` and `exitgolem95` also have been designed to make the setup more user-friendly, so the calls to the subroutines `allocation_s`, `allocate_cache`, `init_invs`, `deallocation_s`, `clear_cache` and the definition of `set_ref` in version 1.0.0 are now obsolete.

4.1.2 *Internal structure*

Internally, the library is subdivided into three layers, implementing the reduction from general form factors down to specific integrals. The global derived type object `s_mat_p` is passed from one layer to the next. The information encoded in the integer bits of `s_mat_p`, is used to direct the evaluation of the form factors to the specific integrals needed.

Upon a form factor call, reductions are performed in the respective modules located in `src/form_factor`. These reductions only need information from the inverse matrices and related objects created with `preparesmatrix()`.

From the form factor modules, generic N -point functions are called, passing the derived type object `s_mat_p`. At this level, further reductions might be

performed. Up to this point, the only information needed from the kinematic matrix \mathcal{S} is the position of the zero-mass entries, which is encoded in the integer `s_mat_p%b_zero`. In the current implementation, we choose massless six-dimensional boxes and massive four-dimensional boxes as our basis of the reduction. A comparison of `b_zero` with the pinched propagators gives a fast case distinction.

Only in the last step, when the generic N -point functions call specific integrals, does the (sub-) matrix \mathcal{S} need to be passed over. If the latter contains complex masses, which again can be quickly determined by comparing `s_mat_p%b_cplx` with the set of remaining propagators, an implementation of the integral for complex masses is called with `s_mat_p%pt_cplx`, otherwise the version for real masses is called with `s_mat_p%pt_real`. This structure of the library allows for an efficient reduction of the form factors to the basis integrals, without a full knowledge of the kinematic matrix \mathcal{S} .

4.2 Interface for tensorial reconstruction

The tensorial reconstruction described in Section 2.5 has been implemented in two modules, `tens_rec` and `tens_comb`. In the simplest case the user only needs to access the function `evaluate` from the module `tens_comb`. For more advanced applications of the interface the user will have to use functions and data types of both modules.

4.2.1 The module `tens_rec`

The module `tens_rec` is located in `src/interface/tens_rec.f90` and contains all routines required for the reconstruction of the tensor coefficients and for the evaluation of reconstructed numerators.

4.2.1.1 Data types

The module `tens_rec` defines the data types

$$\text{coeff_type_1}, \dots, \text{coeff_type_6},$$

with components ck ($0 \leq k \leq \min(4, R)$) to store the coefficients of a numerator of maximum rank R . In particular, the component ck is a two dimensional complex array which stores the coefficients of the monomials with k distinct components of \hat{q} . The first index of the array labels the $\binom{4}{k}$ ways of choosing k of the four components of \hat{q} . The second index labels the $\sum_{r=1}^R \binom{r-1}{k-1} = \binom{R}{k}$ monomials of the corresponding polynomial. A certain order of the array entries should not be assumed by the user.

4.2.1.2 Functions and subroutines In all functions and subroutines which have a parameter `numeval` it should point to a function with the following signature:

```
interface
  function numeval(Q, mu2)
    use precision_golem, only: ki
    real(ki), dimension(0:3), intent(in) :: Q
    real(ki), intent(in) :: mu2
    complex(ki) :: numeval
  end function
end interface
```

For all momenta the order $\mathbf{k}(0 : 3) = (E, x, y, z)$ is assumed.

subroutine `reconstructr(numeval, c0, c1, c2)` for $r = 1, \dots, 6$ reconstructs the tensor coefficients of the numerator function given by `numeval`. The parameters `c0`, `c1` and `c2` are output parameters; `c1` and `c2` are optional and only available in the subroutines where $r \geq 2$. The argument `c0` is of type `coeff_type_r` and contains the constant part (with respect to μ^2 , i.e. $\alpha = 0$ in eq. (15)) of the polynomial. The arguments `c1` and `c2` are of type `coeff_type_(r - 2)` and contain the coefficients of the μ^2 and μ^4 part of the polynomial².

subroutine `print_coeffs(coeffs, unit)` is overloaded and can take any derived coefficient type as its first argument. The second argument is optional and has the default value `unit=6` (standard output). This routine pretty-prints the coefficients to the given file or device.

pure function `tensevalr(Q, coeffs, max_k)` evaluates the polynomial given by the coefficients `coeffs` for the given *real* momentum `Q`. The optional argument `max_k` is only used internally and should not be assigned by the user.

pure function `ctensevalr(Q, coeffs)` evaluates the polynomial given by the coefficients `coeffs` for the given *complex* momentum `Q`.

The subroutines `reconstructr` and `ctensevalr` can together serve as an implementation of a *presampling* for programs of unitarity based reductions at the integrand level [7,8] or as an implementation of a rescue system when the unitarity based method fails due to vanishing Gram determinants. Both options are described in more detail in [9].

4.2.2 The module `tens_comb`

The module `tens_comb` is located in `src/interface/tens_comb.f90` and contains all routines for the contraction of reconstructed tensor coefficients with

² There is no `coeff_type_0`: `complex(ki)` is used instead.

tensor integrals. It also contains the convenience function `evaluate` which combines the steps required for reconstruction and contraction.

4.2.2.1 Functions and subroutines

`function evaluate(umeval, momenta, set, rank)` combines tensorial reconstruction and the contraction of the coefficients with the tensor integrals. The argument `momenta` is of `dimension(:,0:3)` and contains the momenta r_1, \dots, r_N . The argument `set` can either be an integer array or an integer number (generated by the function `packb`) and denotes the set of pinched propagators; a value of zero can be used if no propagators are pinched. It should be noted that the argument `momenta` also includes the momenta belonging to pinched propagators. The last argument, `rank`, is optional. It specifies the rank of the numerator; if omitted it is assumed that `rank = N`.

`function contractN_r(coeffs, momenta, set)` contracts the coefficients `coeffs` of type `coeff_type_r` with the N -point rank- r tensor integral. The arguments `momenta` and `set` are defined as in `evaluate` with the restriction that `set` has to be an integer number.

`function contractN_rs1(coeffs, momenta, set)` contracts the coefficients `coeffs` of type `coeff_type_(r - 2)` with the corresponding N -point tensor integral containing μ^2 in the numerator. The arguments `momenta` and `set` are defined as in `evaluate` with the restriction that `set` has to be an integer number.

`function contractN_rs2(coeffs, momenta, set)` contracts the coefficients `coeffs` of type `coeff_type_(r - 2)` with the corresponding N -point tensor integral containing μ^4 in the numerator. The arguments `momenta` and `set` are defined as in `evaluate` with the restriction that `set` has to be an integer number.

The function `evaluate` determines N from the size of `momenta` and the number of pinches in `set`. It then combines the according calls to `reconstructr` and `contractN_r`, `contractN_rs1` and `contractN_rs2`. The functions `evaluate` and `contract...` require that the matrix `s_mat` and the cache are set up properly by the sequence which one would have to call when evaluating form factors.

5 Installation instructions

The program can be downloaded as an archive `golem95-1.2.0.tar.gz` from the following URL: <http://projects.hepforge.org/golem/95/>. The installation instructions given below also can be found in the `Readme` file which comes

with the code. Information and updates of the program can also be found at <http://projects.hepforge.org/golem/trac/wiki/golem95C>.

The installation setup is based on autotools [47]. To install the `golem95` library, type the following commands:

```
./configure [--prefix=mypath] [--precision=quadruple] [FC=compiler]
[F77=fortran77compiler]
make
make install
```

The `--prefix` option denotes the installation prefix, under which the directories `lib/` and `include/` are generated. If no option is given, on a Linux system the configure script would choose `--prefix=/usr/local`. The argument `--precision` selects if double or quadruple precision should be used in the library; it should be noted that quadruple precision is not supported by all Fortran compilers and therefore `--precision=double` is the default value. If the variable `FC` is not set the first fortran compiler which is automatically detected will be used. Another variable commonly used is `FCFLAGS` which allows one to pass compiler flags to the Fortran compiler. The `fortran77` compiler is only needed to run the demo file `demos/demo_LT.f`.

In addition, it is possible to call the finite scalar box and triangle integrals with internal masses from LoopTools. The setup to do so is automated, all the user has to do for this option is (a) install LoopTools, and (b) use the option `[--with-looptools=your_path_to_liblooptools.a]` for the configure script, i.e. type the following commands:

```
./configure [--prefix=mypath] [--with-looptools=your_path_to_liblooptools.a]
[--precision=quadruple] [FC=compiler] [F77=fortran77compiler]
make
make install.
```

6 Examples

Examples can be found in the subdirectory `demos`. The program `demos/demo_cmplx_masses.f90` shows how the library is used to evaluate form factors. For a given matrix \mathcal{S} with real or complex masses, six-point form factors from rank 0 to rank 6, as well as one- to five-point form factors are evaluated. The results are written to the files `test_ff(6)_c/r.txt`.

The program `demos/demo_tens_rec.f90` together with the module `demos/demo_tens_mod.f90` demonstrates the use of the function `evaluate`. In this example, a toy amplitude is given by a six-point integral where the numerator consists of three propagators which are also present in the denominator.

The scalar three-point function resulting from the direct cancellation of three propagators is compared to the results obtained by expanding the numerator into contracted loop and external momenta, leading to rank 6 hexagons if no propagators are cancelled, rank 4 pentagons if one propagator is cancelled, rank 2 boxes if two propagators are cancelled.

The program used to scan the Landau singularity as in Fig. 3 can be found in `demos/SusyLandau.f90`.

7 Conclusions

We have presented a program for the numerical evaluation of scalar integrals and tensor form factors entering the calculation of one-loop amplitudes, which is able to provide results for real as well as complex masses in the loop integrals. The program is an extension of on an earlier version of the `golem95` library, but now also can be used in the context of a unitarity-inspired numerical reconstruction of the integrand at the tensorial level. Improvements in the caching system and in the user interface also have been made. The program, available at <http://projects.hepforge.org/golem/95/>, provides a complete library of scalar and tensor integrals up to rank six 6-point functions, including the option of complex masses.

8 Acknowledgements

We would like to thank Thomas Hahn for reading the manuscript and useful comments. This research was supported by the UK Science and Technology Facilities Council (STFC) and the Scottish Universities Physics Alliance (SUPA). T.R. has been supported by the Foundation FOM, project FORM 07PR2556.

References

- [1] A. van Hameren, C. G. Papadopoulos, and R. Pittau, *Automated one-loop calculations: a proof of concept*, *JHEP* **09** (2009) 106, [[arXiv:0903.4665](https://arxiv.org/abs/0903.4665)].
- [2] A. van Hameren, *OneLoop: for the evaluation of one-loop scalar functions*, [arXiv:1007.4716](https://arxiv.org/abs/1007.4716).

- [3] T. Hahn and M. Perez-Victoria, *Automatized one-loop calculations in four and D dimensions*, *Comput. Phys. Commun.* **118** (1999) 153–165, [[hep-ph/9807565](#)].
- [4] T. Hahn, *Feynman Diagram Calculations with FeynArts, FormCalc, and LoopTools*, [arXiv:1006.2231](#).
- [5] **NLO Multileg Working Group** Collaboration, Z. Bern *et. al.*, *The NLO multileg working group: summary report*, [arXiv:0803.0494](#).
- [6] **SM and NLO Multileg Working Group** Collaboration, J. R. Andersen *et. al.*, *The SM and NLO multileg working group: Summary report*, [arXiv:1003.1241](#).
- [7] G. Ossola, C. G. Papadopoulos, and R. Pittau, *CutTools: a program implementing the OPP reduction method to compute one-loop amplitudes*, *JHEP* **03** (2008) 042, [[arXiv:0711.3596](#)].
- [8] P. Mastrolia, G. Ossola, T. Reiter, and F. Tramontano, *Scattering AMplitudes from Unitarity-based Reduction Algorithm at the Integrand-level*, *JHEP* **08** (2010) 080, [[arXiv:1006.0710](#)].
- [9] G. Heinrich, G. Ossola, T. Reiter, and F. Tramontano, *Tensorial Reconstruction at the Integrand Level*, *JHEP* **10** (2010) 105, [[arXiv:1008.2441](#)].
- [10] T. Hahn, *Generating Feynman diagrams and amplitudes with FeynArts 3*, *Comput. Phys. Commun.* **140** (2001) 418–431, [[hep-ph/0012260](#)].
- [11] T. Hahn and M. Rauch, *News from FormCalc and LoopTools*, *Nucl. Phys. Proc. Suppl.* **157** (2006) 236–240, [[hep-ph/0601248](#)].
- [12] J. Campbell and R. K. Ellis, *Next-to-leading order corrections to $W + 2jet$ and $Z + 2jet$ production at hadron colliders*, *Phys. Rev.* **D65** (2002) 113007, [[hep-ph/0202176](#)].
- [13] K. Arnold *et. al.*, *VBFNLO: A parton level Monte Carlo for processes with electroweak bosons*, *Comput. Phys. Commun.* **180** (2009) 1661–1670, [[arXiv:0811.4559](#)].
- [14] G. J. van Oldenborgh and J. A. M. Vermaseren, *New Algorithms for One Loop Integrals*, *Z. Phys.* **C46** (1990) 425–438.
- [15] G. J. van Oldenborgh, *FF: A Package to evaluate one loop Feynman diagrams*, *Comput. Phys. Commun.* **66** (1991) 1–15.
- [16] R. K. Ellis and G. Zanderighi, *Scalar one-loop integrals for QCD*, *JHEP* **02** (2008) 002, [[arXiv:0712.1851](#)].
- [17] T. Binoth, J. P. Guillet, G. Heinrich, E. Pilon, and T. Reiter, *Golem95: a numerical program to calculate one-loop tensor integrals with up to six external legs*, *Comput. Phys. Commun.* **180** (2009) 2317–2330, [[arXiv:0810.0992](#)].

- [18] T. Diakonidis, J. Fleischer, T. Riemann, and B. Tausk, *A recursive approach to the reduction of tensor Feynman integrals*, *PoS RADCOR2009* (2010) 033, [[arXiv:1002.0529](#)].
- [19] D. T. Nhung and L. D. Ninh, *D0C : A code to calculate scalar one-loop four-point integrals with complex masses*, *Comput. Phys. Commun.* **180** (2009) 2258–2267, [[arXiv:0902.0325](#)].
- [20] A. Denner and S. Dittmaier, *Scalar one-loop 4-point integrals*, [arXiv:1005.2076](#).
- [21] G. 't Hooft and M. J. G. Veltman, *Scalar One Loop Integrals*, *Nucl. Phys.* **B153** (1979) 365–401.
- [22] K. Fabricius and I. Schmitt, *Calculation Of Dimensionally Regularized Box Graphs In The Zero Mass Case*, *Z. Phys.* **C3** (1979) 51–53.
- [23] W. Beenakker and A. Denner, *Infrared Divergent Scalar Box Integrals With Applications In The Electroweak Standard Model*, *Nucl. Phys.* **B338** (1990) 349–370.
- [24] A. Denner, U. Nierste, and R. Scharf, *A Compact expression for the scalar one loop four point function*, *Nucl. Phys.* **B367** (1991) 637–656.
- [25] Z. Bern, L. J. Dixon, and D. A. Kosower, *Dimensionally regulated one loop integrals*, *Phys. Lett.* **B302** (1993) 299–308, [[hep-ph/9212308](#)].
- [26] Z. Bern, L. J. Dixon, and D. A. Kosower, *Dimensionally regulated pentagon integrals*, *Nucl. Phys.* **B412** (1994) 751–816, [[hep-ph/9306240](#)].
- [27] A. Denner, S. Dittmaier, M. Roth, and D. Wackerroth, *Predictions for all processes $e^+e^- \rightarrow 4$ fermions + gamma*, *Nucl. Phys.* **B560** (1999) 33–65, [[hep-ph/9904472](#)].
- [28] A. Denner, S. Dittmaier, M. Roth, and L. H. Wieders, *Electroweak corrections to charged-current $e^+e^- \rightarrow 4$ fermion processes: Technical details and further results*, *Nucl. Phys.* **B724** (2005) 247–294, [[hep-ph/0505042](#)].
- [29] S. Actis, G. Passarino, C. Sturm, and S. Uccirati, *Two-Loop Threshold Singularities, Unstable Particles and Complex Masses*, *Phys. Lett.* **B669** (2008) 62–68, [[arXiv:0809.1302](#)].
- [30] G. Passarino, C. Sturm, and S. Uccirati, *Higgs Pseudo-Observables, Second Riemann Sheet and All That*, *Nucl. Phys.* **B834** (2010) 77–115, [[arXiv:1001.3360](#)].
- [31] T. Binoth, J. P. Guillet, G. Heinrich, E. Pilon, and C. Schubert, *An algebraic/numerical formalism for one-loop multi-leg amplitudes*, *JHEP* **10** (2005) 015, [[hep-ph/0504267](#)].
- [32] T. Binoth, J. P. Guillet, and G. Heinrich, *Reduction formalism for dimensionally regulated one-loop N-point integrals*, *Nucl. Phys.* **B572** (2000) 361–386, [[hep-ph/9911342](#)].

- [33] G. Duplancic and B. Nizic, *Reduction method for dimensionally regulated one-loop N - point Feynman integrals*, *Eur. Phys. J.* **C35** (2004) 105–118, [[hep-ph/0303184](#)].
- [34] W. T. Giele and E. W. N. Glover, *A calculational formalism for one-loop integrals*, *JHEP* **04** (2004) 029, [[hep-ph/0402152](#)].
- [35] F. del Aguila and R. Pittau, *Recursive numerical calculus of one-loop tensor integrals*, *JHEP* **07** (2004) 017, [[hep-ph/0404120](#)].
- [36] A. van Hameren, J. Vollinga, and S. Weinzierl, *Automated computation of one-loop integrals in massless theories*, *Eur. Phys. J.* **C41** (2005) 361–375, [[hep-ph/0502165](#)].
- [37] A. Denner and S. Dittmaier, *Reduction schemes for one-loop tensor integrals*, *Nucl. Phys.* **B734** (2006) 62–115, [[hep-ph/0509141](#)].
- [38] J. Fleischer and T. Riemann, *A complete algebraic reduction of one-loop tensor Feynman integrals*, [arXiv:1009.4436](#).
- [39] A. I. Davydychev, *A Simple formula for reducing Feynman diagrams to scalar integrals*, *Phys. Lett.* **B263** (1991) 107–111.
- [40] J. Bjorken and S. Drell, *Relativistic Quantum Field Theory*. McGraw-Hill, New York, 1965.
- [41] S. Goria and G. Passarino, *Anomalous Threshold as the Pivot of Feynman Amplitudes*, *Nucl. Phys. Proc. Suppl.* **183** (2008) 320–325, [[arXiv:0807.0698](#)].
- [42] A. Denner, S. Dittmaier, and T. Hahn, *Radiative corrections to $Z Z \rightarrow Z Z$ in the electroweak standard model*, *Phys. Rev.* **D56** (1997) 117–134, [[hep-ph/9612390](#)].
- [43] F. Boudjema and L. D. Ninh, *b anti- b Higgs production at the LHC: Yukawa corrections and the leading Landau singularity*, *Phys. Rev.* **D78** (2008) 093005, [[arXiv:0806.1498](#)].
- [44] Z. Nagy and D. E. Soper, *Numerical integration of one-loop Feynman diagrams for N - photon amplitudes*, *Phys. Rev.* **D74** (2006) 093006, [[hep-ph/0610028](#)].
- [45] C. Bernicot and J. P. Guillet, *Six-Photon Amplitudes in Scalar QED*, *JHEP* **01** (2008) 059, [[arXiv:0711.4713](#)].
- [46] <http://www.xs4all.nl/~rfsber/robo/robodoc.html>.
- [47] G. V. Vaughan, B. Elliston, T. Tromeu, and I. L. Taylor, *GNU Autoconf, Automake, and Libtool: Expert insight into porting software and building large projects using GNU Autotools*. New Riders, Indianapolis, 2000.