

Ensuring Correctness at the Application Level: A Software Framework Approach

Eloisa Bentivegna
Center for Computation &
Technology
Louisiana State University
Baton Rouge, LA, USA
bentivegna@cct.lsu.edu

Gabrielle Allen
Center for Computation &
Technology
Department of Computer
Science
Louisiana State University
Baton Rouge, LA, USA
gallen@cct.lsu.edu

Oleg Korobkin
Center for Computation &
Technology
Department of Physics &
Astronomy
Louisiana State University
Baton Rouge, LA, USA
korobkin@cct.lsu.edu

Erik Schnetter
Center for Computation &
Technology
Department of Physics &
Astronomy
Louisiana State University
Baton Rouge, LA, USA
schnetter@cct.lsu.edu

ABSTRACT

As scientific applications extend to the simulation of more and more complex systems, they involve an increasing number of abstraction levels, at each of which errors can emerge and across which they can propagate; tools for correctness evaluation and enforcement at every level (from the code level to the application level) are therefore necessary. Whilst code-level debugging tools are already a well established standard, application-level tools are lagging behind, possibly due to their stronger dependence on the application's details. In this paper, we describe the programming model introduced by the Cactus framework, review the High Performance Computing (HPC) challenges that Cactus is designed to address, and illustrate the correctness strategies that are currently available in Cactus at the code, component, and application level.

Keywords

Frameworks, Software/Program Verification, Programming Environments

1. INTRODUCTION

Modern scientific simulation codes are increasingly complex, involving many software components that are combined together through workflow tools or frameworks to investigate multi-physics and multi-scale problems. The na-

ture of these problems necessitates complex data structures and coupling mechanisms, and the use of leading-edge petascale computational environments with heterogeneous hardware and distributed grid services. These issues present real challenges for software verification and validation, and the related need for code debugging and testing.

Achieving accurate physical results from computational simulation is a fundamentally multi-level task, that extends from ensuring faultless elementary operations all the way up to assembling a computerized model that faithfully mirrors the desired physical processes. The amount of source code needed to implement software to investigate real-world scientific problems leads to abstraction layers at different levels, causing challenges for software debugging, where the physical model (often represented in a high-level, objected oriented design) is separated from the source of the incorrect behavior, which may lie deep within array operations or memory handling routines. Further, the lack of connection between verification methods targeted at different layers both introduces additional complexity and misses out on opportunities to provide improved paradigms where high-level knowledge about a simulation can enhance verification at lower levels and vice versa.

There is already a large body of work in computer science on formal methods for software verification and validation (see, for instance, [29, 25]). However this research is not well connected or applied to challenges in high performance computing and scientific computing where parallelization, legacy languages (e.g. Fortran), and application-level issues are not addressed. Additional issues for correctness are also present at the application level: for example, a piece of software may technically give the correct result but be implemented in a manner which makes it impractical to run on parallel computers — a particular algorithm could be termed incorrect if it should be better optimized.

Ideally, debugging tools should be aware of the applica-

Permission to make digital or hard copies of all or part of this work for personal or classroom use is granted without fee provided that copies are not made or distributed for profit or commercial advantage and that copies bear this notice and the full citation on the first page. To copy otherwise, to republish, to post on servers or to redistribute to lists, requires prior specific permission and/or a fee.

CBHPC'09, Nov. 15-16, Portland, OR, USA

Copyright © 2009 ACM 978-1-60558-718-9/09/11... \$10.00.

tion as a whole. They need to address different levels of complexity, ranging from simple syntax errors within routines to errors in components and in the connection of components at run time. They also need to address different domains of errors, such as programming errors, errors in physics equations, in their discretization, or even in the physical model (approximation) that is used. These errors may occur at compile time or at run time, and may be fatal errors like segmentation faults or more subtle algorithmic, programming, or scientific modelling issues. In this sense, there is no clear dividing line between the programmer and the (scientist) user who runs a simulation.

Not only the nature of errors can be very diverse, but there are also qualitatively different phases in the process of ensuring that a computerized model correctly represents the physical model it is designed to simulate (a process usually referred to as *verification*).

The software programming paradigm itself should be engineered to lead to *error prevention* where possible. For example, software developers can use simple C assertions or conditionals to articulate physics-inspired consistency checks between the code’s input parameters. A sophisticated component framework could add such checks automatically based on the component descriptions designed at the application level.

Tools and processes are needed to facilitate *error detection*, for example comparing the application against known solutions, using convergence testing, or comparing against other application codes in the same domain [12]. Regression testing can detect other errors by testing against previous software versions, different architectures, processor counts or resolutions.

Once the existence of an error is detected, it can take days, weeks or months to track down the actual source of the error, before correcting it. *Error identification* is probably the most important and challenging step in the verification process, where we expect to see the biggest benefit from application-level tools that are integrated with the lower levels, and have potential not only to more quickly and easily identify errors, but also to be able to present back to the developer or user information on how to correct the error. Here, many complementary tools (from simple stack traces to 3D data visualization, to database committing and querying of simulation metadata) can be used.

Corresponding to all these different error features and manifestations, in this paper we describe the approach taken to integrate multiple verification strategies into the Cactus framework [17, 1], a generic component framework designed for large scale parallel simulation code development. Since the Cactus framework is used to solve real-world problems, our tools need to accompany the programmer and user, beginning from the design and coding stages up to helping the end user test the results obtained in simulations. Notice that a high-level integration of the debugging tools also facilitates their inclusion in or exclusion from each given simulation, or even simulation stage; since debugging may affect the execution performance (e.g. due to additional checks and parallel barriers inserted in the code), the possibility to turn on these tools only when absolutely necessary (for example, in the middle of a simulation, only after an error has been detected) is integral to the efficiency of an HPC framework.

Cactus has been used and developed as a high level programming framework in various scientific disciplines since

1997, and already includes a number of capabilities for error prevention, detection and identification. Recently, new complexity presented by e.g. multi-model codes and massively parallel compute resources motivated an effort to investigate new approaches to application-level correctness analysis and tools. The Application-Level Performance and Correctness Analysis project (Alpaca [30, 7]), funded by NSF, focuses on ensuring correctness of highly-parallel codes, through the integration of currently available debugging toolkits with application-aware tools. Alpaca is concerned not only with ensuring correctness of a code’s scientific results, but also to ensure that those results are obtained with optimal methods, through profiling and optimization; an analysis similar to the one carried out above and advocating multi-level verification tools applies to profiling, although we will not discuss it explicitly in this paper.

In Section 2, a use case is presented to illustrate a typical Cactus application in the field of numerical relativity. In Section 3 we describe the essential system design of Cactus, including the specification of components. Section 4 provides an overview of the different challenges to verification posed by high-performance environments. In Section 5 we describe in detail the different capabilities currently implemented in Cactus applications that contribute to verification and validation, and then Section 6 details new capabilities that are being researched and implemented in current work through the Alpaca project.

2. ASTROPHYSICS USE CASE

In the field of numerical relativity, more than 15 research groups world-wide have adopted Cactus as the underlying parallel framework and community toolkit for their simulation work. One sample group is located at the Center for Computation & Technology at Louisiana State University (LSU). This team of around ten researchers develops and uses software to simulate black holes and neutron stars. One problem of interest to the group is understanding the physics involved in the coalescence of orbiting black holes, a two-body problem in general relativity. In Newtonian gravity, the motion of two point particles subject only to their mutual gravitational attraction has a straightforward solution, but if relativistic effects are taken into account, the system’s dynamics can only be solved for numerically. Even in the simplest two-body scenario, where two black holes interact with each other, emit gravitational waves (see Figure 1) and end up merging in a single final black hole, the technological requirements are such that only recently has the problem become amenable to computational solution.

The black hole code developed by the group implements a numerical algorithm for Einstein’s equation of general relativity, among the most complex equations in physics [6, 5]. The code is comprised of 60 Cactus modules, which are maintained in several different source-code repositories at LSU and at collaborating institutes in Europe. The code involves the evolution in time of 26 fundamental 3-dimensional variables, with an additional 41 3-dimensional variables used throughout the code. These variables are domain decomposed across the computational grid. An additional 2050 grid arrays or grid scalars are used in the code, primarily in the different analysis modules, e.g. to locate the apparent horizon of the black holes.

The simulation is run from a parameter file specifying the physical and computational details of the run. For the black




Figure 1: Gravitational waves emitted in the coalescence of a pair of equal-mass black holes. The time-dependent wave amplitude and phase are the actual physical observables that relativistic simulations aim to reproduce, and their validity depends on the correctness of each single component in the simulation code, from the choice of the physical parameters to the evolution of the basic field variables on a large number of cores, to the extraction of observables and data output (image credit: J. Ge & A. Hutanu).

hole case, around 325 parameters are set in this file, although the number of parameters that could be set (default values are used where variables are not set) is actually much higher.

The code has to deal with accurately resolving features at different length and time scales. Moving from the surface of the black holes themselves to the far field region where gravitation radiation is extracted from the computational grid involves a factor 50 change in length and time scales. This requires a mesh refinement strategy that can handle this scale range in a dynamical fashion, where the high resolution regions track the black holes as they orbit around each other.

The evolution of a binary black hole system, however, does not only involve integrating a system of partial differential equations along with a mesh refinement algorithm; usually a number of diagnostic and postprocessing tools are also acting during a simulation, analyzing the properties of the black holes, extracting gravitational waves and calculating their properties, or measuring energy and linear and angular momentum. Corresponding to all these tasks, the average Cactus-based simulation of a binary black hole encounter includes over two hundreds Fortran, C, or C++ routines between the startup and the shutdown phase, and over a hundred routines in each iteration of the main loop.

These Cactus-based codes for binary black hole simulations are run on a variety of machines worldwide, from simple workstations to single institution's private clusters, up to the supercomputers available through the TeraGrid or other national resources (both in the US and overseas). Current production simulations harness up to several thousand cores per run, and can take weeks to complete using multiple checkpoint-and-recovery phases.

An additional relevant point relates to the origin of the source code. The core framework is supported by the Cactus team, which employs software engineering principles such as code reviews, regression testing, test suites, et cetera. However, the scientists typically use the development version of this software (since these researchers are typically those driving the development activities of Cactus). Further, the science thorns used for these simulations are developed either by the local researchers or the general numerical relativity community, and involve contributions from graduate students, postdocs as well as software engineers, leading to a variance in the quality and testing of the software.

3. THE CACTUS FRAMEWORK

Cactus is a component framework designed for the development of large-scale parallel scientific codes; its toolkit includes partial differential equation solvers and mesh refinement packages, along with interfaces to a large number of third-party libraries including mathematical operations, I/O, and profiling. Created in 1997 as a basis for collaborative work in the relativistic astrophysics community, it has since also found use in a wide range of other application areas including astrophysics, quantum gravity, chemical engineering, Lattice Boltzmann Methods, econometrics, computational fluid dynamics, and coastal and climate modelling [21, 20, 28, 23, 16, 34, 9, 15].

Cactus is structured as a central part, called the *flesh* that provides core routines, and components, called *thorns*. The flesh is independent of all thorns and provides the main program, which parses the parameters and activates the appropriate thorns, passing control to thorns as required. By itself, the flesh does very little science; to do any computational task the user must compile in thorns and activate them at run time.

A thorn is the basic working component within Cactus. All user-supplied code goes into thorns, which are, by and large, independent of each other. Thorns communicate with each other via calls to the flesh API or, more rarely, custom APIs of other thorns. The Cactus component model is based upon tightly coupled subroutines working successively on the same data, although recent changes have broadened this to allow some element of spatial workflow. The connection from a thorn to the flesh or to other thorns is specified in configuration files that are parsed at compile time and used to generate glue code that encapsulates the external appearance of a thorn. At run time, the executable reads a parameter file that details which thorns are to be active and specifies values for the control parameters for these thorns.

User thorns are generally stateless entities; they operate only on data which are passed to them. The data flow is managed by the flesh. This makes for a very robust model where thorns can be tested and verified independently, and can be combined at run-time in the manner of a functional programming language. Furthermore, thorns contain test cases for unit testing. Parallelism, communication, load bal-

ancing, memory management, and I/O are handled by a special component called *driver* which is not part of the flesh and which can be easily replaced. The flesh (and the driver) have complete knowledge about the state of the application, allowing inspection and introspection through generic APIs.

Cactus applications are designed to execute in parallel on supercomputer systems. Efficient parallel execution these days requires message passing (MPI) [2], which is a tedious, low-level task. In Cactus, parallelism has been externalized into the driver, which offers to each thorn only a local view onto part of the parallel data structures (grid hierarchy) that the driver maintains. In doing so, Cactus suggests a certain parallel programming paradigm with a single, shared, global notion of “current iteration” and “current simulation time”. This greatly simplifies thorn programming at the expense of some efficiency.¹

There are two widely used drivers for Cactus, **PUGH** and **Carp**, both publicly available. **PUGH** provides a highly efficient parallel implementation of uniform mesh, scaling up to more than 130k cores. **Carp** [32, 31, 3] offers in addition adaptive mesh refinement (AMR) and multi-block capabilities that are crucially important for the astrophysics use case described in Section 2 above.

3.1 Schedule Tree

One particular notable point in the design of Cactus is the following: the thorns’ configuration files carry sufficient information to permit *self-assembly* of the thorns that are activated at run time. That means that it is not necessary to explicitly describe which thorns are connected to which other thorns; instead, the execution data flow and execution order are determined by the flesh at run time. The data flow is determined by giving externally visible names to the inputs and outputs of thorns (called *variables* for historic reasons), which corresponds to introducing abstract types for these inputs and outputs defining possible connections between them.

The execution order is defined by a *schedule* that is determined only at startup time (a consistency check performed at run time guarantees that the specified schedule is in fact valid, and terminates the run if it is not). The schedule is derived from each active thorn specifying certain actions (e.g. routine calls) that have to occur at certain occasions (*schedule points*). Such occasions could be e.g. performing a time step, applying boundary conditions, or evaluating a certain quantity that is about to be output. Thorns can also specify ordering constraints on the schedule, and can use **if** and **while** statements for conditional or repeated execution. The schedule is hierarchical, i.e., thorns can introduce new schedule points that can be used by other thorns.

In practice, this means that the schedule is not known until run time, introducing an added layer of complexity to understanding the behaviour of the application. This is exemplified in Figure 2.

3.2 Thorn Interfaces, Introspection

Cactus thorns are described by four configuration files, written in the Cactus Configuration Language (CCL), that detail the interface exposed by the thorn. These are:

¹There are some thorns that use a different paradigm and that use MPI directly. These thorns are typically more difficult to understand.

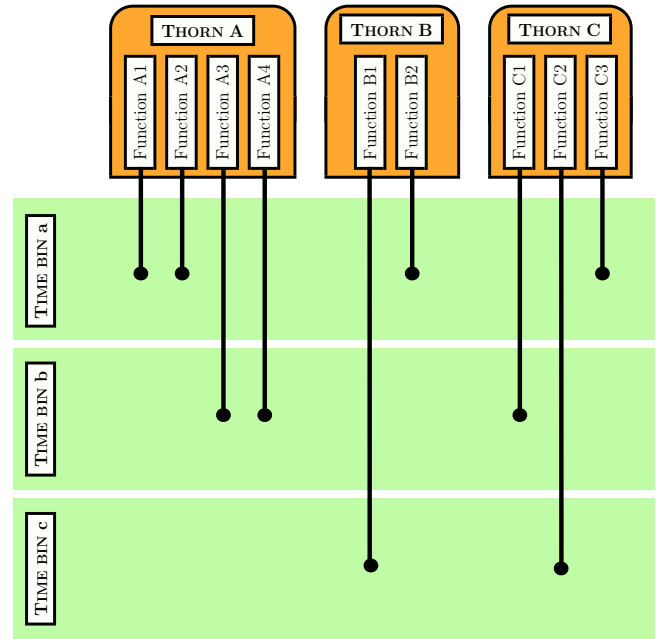


Figure 2: Cactus structures applications from individual thorns which are assembled at run time. The execution order is determined automatically, depending on actions and constraints specified by each thorn for each schedule point (“time bin”).

interface.ccl: Specifies the abstract interface implemented by this thorn and lists the other interfaces that this thorn requires. It also declares the variables and functions that this thorn uses including their types and their accessibility (public or private).

schedule.ccl: Specifies the scheduling directives for the thorn (see Section 3.1 above), describing which routines are to be called on what occasion, what variables are used (“need storage”), and what variables are modified (“need synchronisation”). Can also contain schedule constraints (“before”, “after”), modifiers (“if”, “while”), and can introduce new schedule points that can be used by other thorns.

param.ccl: Declares run-time parameters for this thorn which can be private or public, and declares to which (public) parameters from other interfaces this thorn needs access. This declaration includes name, type, allowed ranges, default value, a description, and whether it is steerable at run time.

To start a simulation, the user has to provide a *parameter file* specifying which thorns are to be activated, and giving values for the run-time parameters. Only this parameter file determines the set of active thorns and the execution schedule, and many key characteristics of the application. A Cactus application is incomplete without such a parameter file, and it therefore needs to be included in correctness checks.

At run time, the flesh maintains a database containing the thorns’ configurations. This database is used by the

flesh to ensure consistency both at compile and run time. In addition, thorns can introspect the application by querying and/or modifying (if sensible) the database at run time, allowing thorns to add their own checks. This is used especially by thorns providing some kind of infrastructure of their own, e.g. the driver thorn mentioned above.

This database allows also to develop generic thorns providing more targeted debugging capabilities, as described in the following sections. This approach is fundamentally different from traditional debuggers, which insist of inspecting applications from the outside, since they don't trust the application (after all, it needs to be debugged!). In Cactus, one can debug faulty components while still trusting the flesh to a certain extent. This makes for a unique source of high-level information about the application that one can tap, and which can make it much easier for end users to detect and locate high-level problems and errors.

For example, a traditional debugger may see independent 3D arrays on each process, while Cactus "knows" that they belong together, forming a single grid function in an adaptive mesh refinement hierarchy. A debugger which trusts the Cactus flesh can allow the user to examine a 3D visualization of a grid function, or single-step through the schedule, or modify Cactus parameters in a consistent manner on all MPI processes at once.

4. NEW CHALLENGES FOR COMPLEX APPLICATIONS

Modern, large, complex applications pose new challenges to software development and correctness. These come in addition to those challenges that already exist for medium-sized, traditional applications, and which are addressed by most contemporary software development environments and debuggers. These new challenges are in particular caused by

- applications that are composed of a large number (>100) of components that have potentially been developed independently;
- highly parallel execution on large (>10k) numbers of cores;
- a large set of run-time parameters, where in effect the behaviour of the application is only determined by the end user (and not the developer);
- and, finally, rapidly changing computing environments, where HPC systems are considered outdated after only a few years, much sooner than the life time of applications.

Large number of components. Building a code that simulates a complex physical system from elementary building blocks inevitably involves the interaction of many parts, often developed by different programmers on different platforms, possibly at very different times. It is important that each component be built with a reusable design in mind, i.e. in a way that makes minimal assumptions about low-level details such as the underlying environment and the implementation details of other components of the code, so that both the environment and the other components can be modified without affecting it. A logical separation between a component's internals and its interaction with the other parts of the code is the base of encapsulation, a necessary

feature of complex codes. In large teams, encapsulated components can be developed independently from each other, encouraging code sharing and reducing duplicated efforts. Also, as technology, architectures and algorithms advance, one hopes that it is sufficient to only improve or replace the outdated components and not the entire application.

Large scale parallelization. The numerical relativity codes described in Section 2 currently scale to over 10,000 cores, implementing parallelization by domain decomposition employing either MPI or hybrid MPI-OpenMP paradigms. Current funded research is targeted at achieving scaling to over 100,000 cores necessary to achieve resolution for the modeling of extremely complex astrophysical objects known as Gamma-Ray Bursts. Designing software at this level requires complex algorithms for load-balancing and optimization, and presents challenges for scaling, error detection, and correction across a diverse set of components. One issue presented is simply the vast amount of debugging information generated on so many cores, and how to present this information in a meaningful way to developers and end users. A second issue relates to the effort and time needed to deploy large scale simulations, which are expensive in terms of resources used. The traditional mode of code debugging is that, after a problem is detected (possibly at late times into a run), the simulation is run, several times, through a debugger to interactively investigate and identify problems. This approach is not viable when a substantial fraction of a large HPC system is required for a simulation. A new paradigm is needed where useful information is generated while the simulation is running, and where users can interactively debug running simulations without needing to rerun.

Large set of parameters. Codes designed to simulate complex physics have to allow for a correspondingly high number of user-specified run-time parameters, describing which physical configuration has to be simulated, which components are required, what values their options should take, et cetera. When upwards of hundreds of parameters are required, a mechanism to check their individual and combined consistency must be in place. Depending on the number of parameters and on the amount of flexibility that the end user is granted (e.g., can they discretize the spatial domain in a completely arbitrary fashion, or are they tied to a predefined mesh type?), consistency conditions may be extremely tricky to formulate.

Rapidly changing computing environments. Programming and simulation environments available to scientists today are constantly changing, due to new architectural setups, new message-passing implementations, new library versions and, from time to time, even new parallel programming models. It is therefore important to factor all low-level details out of the components and organize them in a single configuration layer that can be adapted to the desired system, providing the components with an abstract interface to it.

5. CACTUS STRATEGIES FOR CORRECTNESS

Below we illustrate how various kinds of errors can be detected and identified in Cactus, both at compile time and at run time. The run-time checks include facilities to detect errors at the level of the source code, at the level of whole components ensuring their internal consistency, and also at the application level to prevent potential errors made by the

end user actually performing simulations; as mentioned in the introduction, thanks to steerable parameters many of these tools (such as *poisoning*) can be switched on and off while the simulation is running.

Notice that while the vast phenomenology of error sources and manifestations demands a similarly articulate debugging approach, with distinct strategies acting at the same time, Cactus provides programming and execution cohesion.

5.1 Build-Time Mechanisms

At build time, the Cactus Specification Tool (CST) parses all configuration files (CCL files; see Section 3.2) of thorns included in the application and checks them for consistency, making sure that the required functionalities are present and that there are no conflicts. For instance, the interaction and dependency of different parts of a Cactus-based code on each other are enforced through an *inheritance* mechanism. Through inheritance, Cactus adds an abstraction layer providing or denying access to variables: if thorn *A* inherits from interface *B*, *A* will be able to access all of *B*'s *public* variables, plus those public variables that *B* may have inherited from other interfaces; this additional layer allows for a hierarchical system of information sharing. The CST also generates the code infrastructure to bind the flesh and the thorns together. These automated checks and predefined structure provided by the flesh ensure that Cactus components are assembled in the correct way, providing a uniform model across collaboration teams of different composition and background.

A certain level of automation for infrastructure routines is accomplished by a number of inline functions and macros that are part of the Cactus flesh and/or the driver. These mechanisms offer high-level abstractions e.g. for passing variables to subroutines, for accessing grid point data stored in distributed arrays, and for iterating over the local parts of these arrays; Cactus components can use these as black boxes.

Another potential source of errors lies in input parameter files. As mentioned in Section 3 above, Cactus uses key-value pairs for parameters, where each parameter name is qualified by the implementation or thorn in which it lives. Thorn authors specify the parameters of a thorn, which includes the scope, type, allowed ranges, default value, and description of each parameter. For example, in a thorn setting up astrophysical initial data, a parameter `central_density` could be defined in the following way:

```
private:
REAL central_density "The star's central density"
{
  (0.0:* :: "The central density must be positive"
} 1.0
```

which indicates that the parameter `central_density` is a real variable, subject to the physical constraint of only taking on positive values, with a value of 1.0 used as default if no value is set in the parameter file. Further, the parameter is private to the thorn and not visible elsewhere. The standard behaviour of Cactus is to immediately abort with an error when the simulation is run if the parameter is outside the allowed ranges or does not exist (for example, if the parameter name was misspelled in the parameter file). Cactus can also be run with stricter or more relaxed parameter checking setting, for example aborting if a parameter is set

for a thorn that is not active.

For long-lasting, expensive simulations that run on large production machines, errors are not only limited to errors in writing source code, compiling it, or specifying the correct input parameters; since designing and carrying out a simulation becomes such a complex task, mistakes in labelling and handling output files and in the job submission procedure can also impact the correctness of the results. To address this, the Simulation Factory [33] automates many low-level tasks connected with building the executable, setting up, and running a Cactus simulation, such as maintaining a consistent source tree and handling compiler options across several machines, selecting the appropriate executable (or creating a new one) and parameter file, creating new, unique working directories, and submitting the job for execution, using whichever batch execution system each specific machine employs.

Unfortunately, the class of potential errors that are known in advance and can be prevented by the strategies outlined above only begins to cover the sources of problems that plague modern simulation codes. Errors that do not fall in this class must, first and foremost, be detected by examining the behaviour of the code in a range of cases. This analysis can include scanning data for non-physical values (infinities, NaNs, or out-of-range values such as negative temperatures), memory initialization checks such as poisoning (see below), asymptotic methods such as Richardson convergence tests [27], and the traditional regression tests. Once an error has been detected, it is necessary (and often laborious) to identify its source. There are two possible approaches: if the source code for a correct version of the code is available, a comparison of files can highlight the differences and point to the location of the error; otherwise, the code can be executed step by step while examining the partial results at end of each execution unit, in the hope to isolate the origin of the error.

In the following three subsections, we will describe a number of tools that handle error detection and identification based on information available at run time at the code level, at the component level, and at the application level.

5.2 Code Level Mechanisms

One of the first steps towards detecting a simulation error is to scan output data for anomalous values. In Cactus the thorn `NaNChecker` will check for infinities and NaNs at the user-specified intervals. Through the parameter `action_if_found`, the user can prescribe what action is to be performed upon detecting either of these values: issuing a simple warning, terminating the run in a consistent way (e.g. after completing the current iteration), or aborting immediately. The user can also specify whether a “mask” file should be output that describes at what grid points in the simulation domain the NaNs were found; this is often most useful when investigating the origin of the error.

Example 1: A simple code is designed to implement the 1D advection equation for a positive-definite scalar field Φ (which could represent, for instance, the density field in a fluid), and to compute a derived quantity $F(\Phi) \sim \Phi^{3/2}$ at each point, which is well defined since Φ is assumed to be always positive. However, in the regions where Φ is comparable to the numerical truncation error, it can still assume (small) negative values, so that the calculation of $F(\Phi)$ yields non-numerical

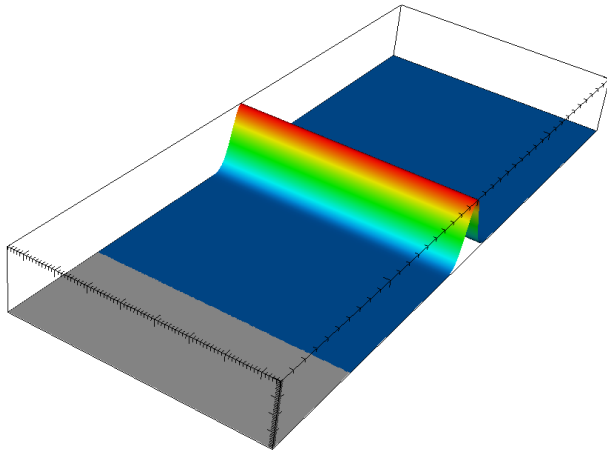


Figure 3: Due to numerical error, a field that is supposed to be positive everywhere, like the one shown in the elevation plot above may assume small negative values. Inadvertently taking a square root of this function will generate NaN values. Their location can be found by displaying the mask file output by thorn `NaNChecker` (represented here by the grey shade).

values. Activating `NaNChecker`, the presence of NaN values and their locations are announced in the run’s standard output, and an HDF5 mask file is output. An inspection of the NaN locations (Figure 3) reveals that they are concentrated in an area where Φ is very small, hinting that they may be an effect of numerical error.

Once an error has been detected, a traditional method to debug single routines (especially in parallel scenarios) is to track the execution by periodically outputting relevant status information. For this purpose, Cactus offers a run-time multi-tier warning system that can be paired with the standard assertion checks. A warning level is attached to each condition (with level 0 being the most severe level of warning), and the program behavior for each level of warning can be customized with a run-time option: executing a Cactus-generated code with `-error-level=N` will turn all warnings with a level of N or smaller into fatal errors. In this way, the user can decide which range of warnings are harmless and can be tolerated, and which ones will definitely compromise a simulation and should therefore trigger a shutdown. In addition to the logging data generated by the Cactus warning system, the verbosity of a large class of thorns can be adjusted via run-time parameters, easily allowing for a detailed analysis of the run’s events. Through a run-time flag, users can also request to receive output from all child processes in a parallel environment, in addition to the output from the parent process.

5.3 Component Level Mechanisms

Cactus has a number of tools designed to ensuring the correctness of whole, individual components. For instance, if a certain version of a component has been successfully verified to be correct, other versions, or the same version built on a different system, can be compared to this version to ensure their correctness. For this task, it is crucial that

source code is appropriately stored and labelled, so that the old source version can be retrieved. Note that version control systems can often not be used for this task, because they may only allow write access to a select group of people. In Cactus, the thorn `Formaline` offers a solution: at compile time, if `Formaline` is in the configuration’s thorn list, a set of tar balls of the source (one per thorn) are created, and are added to the executable. At run time, if thorn `Formaline` is activated, the tarballs are unpacked to recreate the original source code.

Comparisons with past versions is not only a means to trace the origin of errors, but also a way to detect unnoticed errors through regression testing, i.e., by comparing the output produced by two different versions of the code. In Cactus, regression testing is automated: each thorn contains a `test` subdirectory with parameter files and their resulting simulation output, and a single command starts a regression test of all thorns in a configuration. Furthermore, we are running nightly build and regression tests for a large set of thorns (both infrastructure and physics), displaying test results and their history on a web portal [26].

5.4 Application Level Mechanisms

In addition to consistency checks related to code structure and syntax, application-level consistency of data can be assessed by a few special thorns, such as the driver or the file I/O tools, which are able to verify the integrity of data through checksums (for instance, comparing data checksums before and after an operation gives the user a tight control over its effect on the checksummed data; this can highlight unwanted changes and point to their source).

Application-level information is also available through the thorn `Formaline` described above, which can, at run time, broadcast execution metadata to an external server, for real-time monitoring or logging. A somewhat complementary approach is provided by the Simulation Factory, which provides a high-level interface for storing simulation metadata (such as the parameter file, the run host machine, the standard output or the data files).

A different approach consists in including, in the build process, components that are specifically deputed to examine that certain conditions hold, or that certain actions have been performed. The thorn `CheckSync`, for instance, offers an API that can be used within other thorns to check that a variable has been synchronized across parallel processes; the thorn `CheckTimestepSize` checks that Courant factor corresponding to the spatial and temporal resolution is below a user-specified value for non-uniform grids.

When an error is positively identified, single-step execution of the code while monitoring the appropriate variables is usually an effective method to identify the error’s origin. For production codes, this strategy requires tools capable to control the execution and visualize the data of simulations potentially running on thousands of computing cores. A Cactus thorn called `HTTPS` realizes this functionality by launching, on the simulation machine, a web server that can be interrogated by a remote user and correspondingly steer the simulation’s execution (see Figure 4), provide information on the simulation’s details, and visualize 1D or 2D slices of its output. This functionality of is currently being extended in the Alpaca project. Providing direct, interactive access to applications executing on large, remote systems is in our opinion one of the key elements to simplifying the

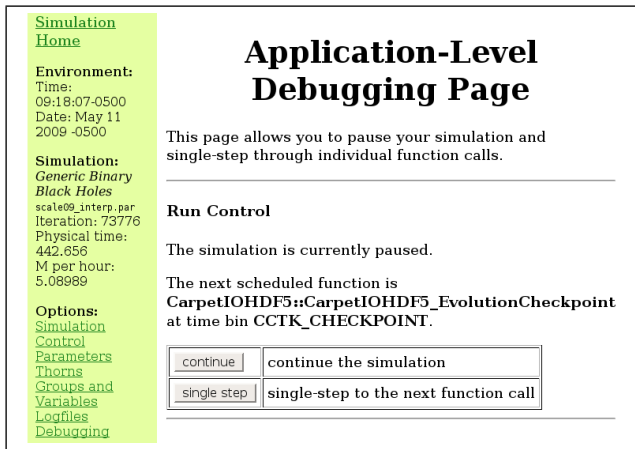


Figure 4: Web interface to a simulation through the thorn HTTPS; the figure shows one of the execution control pages.

use of HPC resources to solve complex real-world problems (for the performance of a variant of this tool in a real-world scenario, see [19]).

Faulty logic and errors in memory management are frequent issues in building a large-scale code. In Cactus, memory management and parallelism are assigned to a *driver* thorn, which handles allocation and deallocation of variables and manages the grid structure. A useful practical tool for tracking uninitialized variables (or variables that should have been re-calculated at a certain point but were not) is *poisoning*, i.e., setting array element to an easily-recognizable (usually very large) value, so that inspection of the data will quickly expose those grid points that have not been defined.

Example 2: In a hydrodynamical simulation of an accretion disk on the fixed background of a single non-rotating black hole, the value of the metric tensor (representing the gravitational field of the black hole) is set in the same loop that updates the dynamical variables such as the density and temperature of the disk. The loop, however, does not cover the grid boundaries because the finite differencing stencil cannot be employed there. An apposite boundary condition routine sets the value of the dynamical variables on these points, but non-evolving functions such as the metric tensor are not covered. With Carpet’s parameters `poison_new_memory` and `check_for_poison` set to `yes`, the user receives a list of warnings:

```
WARNING level 1 ... -> At iteration 0:
timelevel 1, component 0, map 0,
refinement level 0 of the variable "gxx"
contains poison at [0,0,0]}
```

A visualization of `gxx` then shows the poison locations (Figure 5).

For simulations involving differential equations, Richardson convergence tests are a useful method to detect and localize errors. In such tests, the dependence of the truncation error (associated with the discretization of the dif-

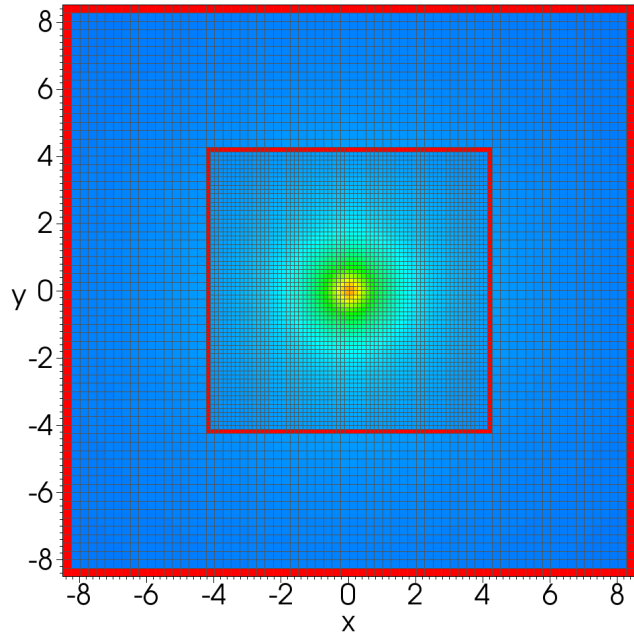


Figure 5: The gravitational field of a single non-rotating black hole, on a domain consisting of by two mesh-refinement boxes. By mistake the box boundaries were not initialized, constituting a severe error in the execution flow. By automatically “poisoning” grid functions via Cactus before they are used in the application, uninitialized values stand out prominently, here visible as a red border around the two boxes (in this case corresponding to a nonsensical value of $\sim 2 \cdot 10^6$).

ferential system) on the resolution is measured by repeating the simulation with a several different mesh spacings; one can then compare this value to that expected from the particular numerical scheme being employed. Carpet provides the infrastructure for convergence tests, through the `convergence_level`, and `convergence_factor` parameters. Adding these two parameters to a simulation’s parameter set will automatically modify the simulation’s grid spacing, simplifying the task of managing a group of simulations forming a convergence test.

Physical correctness can also be verified via other methods, depending on the equations governing the system. If the system’s evolution is described by a *constrained* set of equations, monitoring the value of the constraint violation can help the user determine whether the numerical solution is an actual physical solution for the system. This is the case for the thorn `ADMConstraints` that computes the value of the constraint violation within the *ADM formulation* of general relativity [8] that we employ.

6. CONCLUSIONS AND FUTURE WORK

Although the speed and performance of high-end computers have increased dramatically over the last decade, the ease of programming such parallel computers has not progressed. The time and effort required to develop and debug

scientific software has become the bottleneck in many areas of science and engineering. The difficulty of developing high-performance software is recognized as one of the most significant challenges today in the effective use of large scale computers.

This paper has described some of the capabilities already available to Cactus applications that facilitate verification, debugging and testing of simulations. These tools are widely used by the Cactus user community, and provide application-level consistency checks, error prevention, detection and identification. Some of these tools are automatically invoked by Cactus for any simulation (e.g. parameter checking), other tools can be invoked to investigate particular problems (e.g. `NaNChecker`). We are developing additional high-level tools, complementary to existing debuggers, in the Alpaca project [30, 7].

Software debugging and verification, particularly for large scale scientific applications, is obviously an immensely complex task, which needs to be attacked on multiple fronts, from application-level tools as described here, to low-level routine debuggers, to new tools to support distributed computing platforms. Despite these envisioned improvements, it is still clear that the current complexity of scientific software is providing a barrier to its widespread use and development, particularly given that most scientific code development is undertaken by students and postdocs working in application-science disciplines.

One approach that we believe is crucial to address software complexity is to move the programming interface to a higher level than that implemented currently in Cactus. Kranc [22, 18, 4] is a tool already used by the LSU relativity group to generate entire black hole simulation codes directly from the underlying governing partial differential equations. Kranc uses Mathematica to generate Cactus thorns from an input file containing the governing equations, fundamental numerical discretizations (e.g. higher order differencing), and other necessary information such as boundary conditions and initial data [14, 24]; both the source code and the Cactus Configuration Language files are created. This methodology makes it straightforward to test new systems of equations and change discretization algorithms, and reduces the introduction of errors. Future work for Kranc could involve the automatic integration of techniques for verification, for example tracking the flow of data through a code or automatically adding metadata information.

Cactus already contains a good amount of checking of consistency at the computational layer, for example ensuring that data types are correct, that methods are called in the specified order, et cetera. However, high-level checking is not routinely present for science thorns, for example to check the consistency of evolution schemes with boundary conditions or initial data, or to check for the appropriateness of a particular analysis method. Application-level description languages are needed that can encapsulate the entire physical information about a simulation, and lead the way for improved automated code generation, reporting, and data archiving.

This work does not address validation of data, that is comparison against physical data [29, 25]. For the black hole problem, only a few exact solutions to Einstein's equation are known, and are not yet validated in nature. Following various past and current initiatives for code comparisons [13, 10, 11]), the next phase will be to verify against

observational data from gravitational wave detectors operating around the world.

Acknowledgements

We acknowledge the contributions of the former and current Cactus team in the design and implementation of the capabilities described in this paper, particularly Tom Goodale and Thomas Radke. This work is currently supported by NSF awards Alpaca (#0721915), XiRel (#0701566) and Blue Waters (#0725070). Binary black hole simulations were performed under TeraGrid allocation TG-MCA02N014.

7. REFERENCES

- [1] Cactus Computational Toolkit home page, URL <http://www.cactuscode.org/>.
- [2] MPI: Message Passing Interface Forum, URL <http://www.mpi-forum.org/>.
- [3] Mesh refinement with Carpet, URL <http://www.carpetcode.org/>.
- [4] Kranc: Automated Code Generation, URL <http://numrel.aei.mpg.de/Research/Kranc/>.
- [5] Miguel Alcubierre, Bernd Brügmann, Peter Diener, Michael Koppitz, Denis Pollney, Edward Seidel, and Ryoji Takahashi, *Gauge conditions for long-term numerical black hole evolutions without excision*, Phys. Rev. D **67** (2003), 084023, eprint gr-qc/0206072.
- [6] Miguel Alcubierre, Bernd Brügmann, Thomas Dramlitsch, José A. Font, Philippos Papadopoulos, Edward Seidel, Nikolaos Stergioulas, and Ryoji Takahashi, *Towards a stable numerical evolution of strongly gravitating systems in general relativity: The conformal treatments*, Phys. Rev. D **62** (2000), 044034, eprint gr-qc/0003071.
- [7] Alpaca: Cactus tools for Application-Level Profiling and Correctness Analysis, URL <http://www.cct.lsu.edu/~eschnett/Alpaca/>.
- [8] Richard Arnowitt, Stanley Deser, and Charles W. Misner, *The dynamics of general relativity*, Gravitation: An introduction to current research (L. Witten, ed.), John Wiley, New York, 1962, pp. 227–265, eprint gr-qc/0405109.
- [9] *Astrophysics Simulation Collaboratory (ASC) home page*, URL <http://www.ascportal.org>.
- [10] Benjamin Aylott, John G. Baker, William D. Boggs, Michael Boyle, Patrick R. Brady, Duncan A. Brown, Bernd Brügmann, Luisa T. Buchman, Alessandra Buonanno, Laura Cadonati, Jordan Camp, Manuela Campanelli, Joan Centrella, Shourov Chatterji, Nelson Christensen, Tony Chu, Peter Diener, Nils Dorband, Zachariah B. Etienne, Joshua Faber, Stephen Fairhurst, Benjamin Farr, Sebastian Fischetti, Gianluca Guidi, Lisa M. Goggin, Mark Hannam, Frank Herrmann, Ian Hinder, Sascha Husa, Vicky Kalogera, Drew Keppel, Lawrence E. Kidder, Bernard J. Kelly, Badri Krishnan, Pablo Laguna, Carlos O. Lousto, Ilya Mandel, Pedro Marronetti, Richard Matzner, Sean T. McWilliams, Keith D. Matthews, R. Adam Mercer, Satyanarayan R. P. Mohapatra, Abdul H. Mroué, Hiroyuki Nakano, Evan Ochsner, Yi Pan, Larne Pekowsky, Harald P. Pfeiffer,

- Denis Pollney, Frans Pretorius, Vivien Raymond, Christian Reisswig, Luciano Rezzolla, Oliver Rinne, Craig Robinson, Christian Röver, Lucia Santamaría, Bangalore Sathyaprakash, Mark A. Scheel, Erik Schnetter, Jennifer Seiler, Stuart L. Shapiro, Deirdre Shoemaker, Ulrich Sperhake, Alexander Stroeer, Riccardo Sturani, Wolfgang Tichy, Yuk Tung Liu, Marc van der Sluys, James R. van Meter, Ruslan Vaulin, Alberto Vecchio, John Veitch, Andrea Viceré, John T. Whelan, and Yosef Zlochower, *Testing gravitational-wave searches with numerical relativity waveforms: Results from the first Numerical INjection Analysis (NINJA) project*, *Class. Quantum Grav.* **26** (2009), 165008, eprint arXiv:0901.4399 [gr-qc], URL <http://arxiv.org/abs/0901.4399>.
- [11] ———, *Status of NINJA: the Numerical INjection Analysis project*, *Class. Quantum Grav.* **26** (2009), 114008, eprint arXiv:0901.4399 [gr-qc], URL <http://arxiv.org/abs/0905.4227>.
- [12] M. C. Babiuc et al., *Implementation of standard testbeds for numerical relativity*, (2007), eprint arXiv:0709.3559 [gr-qc].
- [13] Maria C. Babiuc, Sascha Husa, Ian Hinder, Christiane Lechner, Erik Schnetter, Béla Szilágyi, Yosef Zlochower, Nils Dorband, Denis Pollney, and Jeff Winicour, *Implementation of standard testbeds for numerical relativity*, *Class. Quantum Grav.* **25** (2008), 125012, eprint arXiv:0709.3559 [gr-qc], URL <http://arxiv.org/abs/0709.3559>.
- [14] David Brown, Peter Diener, Olivier Sarbach, Erik Schnetter, and Manuel Tiglio, *Turduckening black holes: an analytical and computational study*, *Phys. Rev. D* **79** (2009), 044023, eprint arXiv:0809.3533 [gr-qc], URL <http://arxiv.org/abs/0809.3533>.
- [15] Karen Camarda, Yuan He, and Kenneth A. Bishop, *A parallel chemical reactor simulation using Cactus*, *Proceedings of Linux Clusters: The HPC Revolution*, NCSA, 2001, URL <http://www.cactuscode.org/Articles/Camarda01.doc>.
- [16] Fokke Dijkstra and Aad van der Steen, *Integration of Two Ocean Models*, *Special Issue of Concurrency and Computation, Practice & Experience*, vol. 18, Wiley, 2005, pp. 193–202.
- [17] T. Goodale, G. Allen, G. Lanfermann, J. Massó, T. Radke, E. Seidel, and J. Shalf, *The Cactus framework and toolkit: Design and applications*, *Vector and Parallel Processing – VECPAR’2002*, 5th International Conference, *Lecture Notes in Computer Science* (Berlin), Springer, 2003.
- [18] Sascha Husa, Ian Hinder, and Christiane Lechner, *Kranc: a Mathematica application to generate numerical codes for tensorial evolution equations*, *Comput. Phys. Comm.* **174** (2006), 983–1004, eprint gr-qc/0404023.
- [19] Andrei Hutanu, Erik Schnetter, Werner Bengert, Eloisa Bentivegna, Alex Clary, Peter Diener, Jinghua Ge, Robert Kooima, Oleg Korobkin, Kexi Liu, Frank Löffler, Ravi Paruchuri, Jian Tao, Cornelius Toole, Adam Yates, and Gabrielle Allen, *Large-scale problem solving using automatic code generation and distributed visualization*, *Tech. Report CCT-TR-2009-11*, Louisiana State University, 2009, URL <http://www.cct.lsu.edu/CCT-TR/CCT-TR-2009-11>.
- [20] Jong G. Kim and Hyoung W. Park, *Advanced simulation technique for modeling multiphase fluid flow in porous media*, *Computational Science and Its Applications - Iccsa 2004, LNCS 2004*, by A. Lagana et. al., 2004, pp. 1–9.
- [21] Soon-Heum Ko, Kum Won Cho, Young Duk Song, Young Gyun Kim, Jeong su Na, and Chongam Kim, *Lecture notes in computer science: Advances in grid computing - egc 2005: European grid conference, amsterdam, the netherlands, february 14-16, 2005, revised selected papers*, ch. *Development of Cactus Driver for CFD Analyses in the Grid Computing Environment*, pp. 771–777, Springer, 2005.
- [22] Christiane Lechner, Dana Alic, and Sascha Husa, *From tensor equations to numerical code — computer algebra tools for numerical relativity*, *SYNASC 2004 — 6th International Symposium on Symbolic and Numeric Algorithms for Scientific Computing*, Timisoara, Romania, 2004, eprint cs.SC/0411063, URL <http://arxiv.org/abs/cs.SC/0411063>.
- [23] Seth Major, David Rideout, and Sumati Surya, *Spatial hypersurfaces in causal set cosmology*, *Class. Quantum Grav.* **23** (2006), 4743–4752, eprint gr-qc/0506133.
- [24] McLachlan, a Public BSSN Code, URL <http://www.cct.lsu.edu/~eschnett/McLachlan/>.
- [25] Dale K. Pace, *Modeling and simulation verification and validation challenges*, *John Hopkins APL Technical Digest* **25** (2004), no. 2, 163–172, <http://www.jhuapl.edu/techdigest/td2502/Pace.pdf>.
- [26] Numerical relativity web portal, URL <http://portal.aei.mpg.de/>.
- [27] L. F. Richardson, *The approximate arithmetic solution by finite differences of physical problems involving differential equations, with applications to the stresses in a masonry dam*, *Phil. Trans. Roy. Soc.* **210** (1910), 307–357.
- [28] D. Rideout and S. Zohren, *Evidence for an entropy bound from fundamentally discrete gravity*, *Class. Quantum Grav.* (2006), eprint gr-qc/0606065.
- [29] Robert G. Sargent, *Validation and verification of simulation models*, *Proceedings of the 1999 Winter Simulation Conference* (1999), <http://www.informs-cs.org/wsc99papers/005.PDF>.
- [30] Erik Schnetter, Gabrielle Allen, Tom Goodale, and Mayank Tyagi, *Alpaca: Cactus tools for application level performance and correctness analysis*, *Tech. Report CCT-TR-2008-2*, Louisiana State University, 2008, URL <http://www.cct.lsu.edu/CCT-TR/CCT-TR-2008-2>.
- [31] Erik Schnetter, Peter Diener, Nils Dorband, and Manuel Tiglio, *A multi-block infrastructure for three-dimensional time-dependent numerical relativity*, *Class. Quantum Grav.* **23** (2006), S553–S578, eprint gr-qc/0602104, URL <http://stacks.iop.org/CQG/23/S553>.
- [32] Erik Schnetter, Scott H. Hawley, and Ian Hawke, *Evolutions in 3D numerical relativity using fixed mesh refinement*, *Class. Quantum Grav.* **21** (2004), no. 6, 1465–1488, eprint gr-qc/0310042.
- [33] SimFactory: Herding Numerical Simulations, URL

<http://www.cct.lsu.edu/~eschnett/SimFactory/>.

- [34] B. Talbot, S. Zhou, and G. Higgins, *Review of the Cactus framework: Software engineering support of the third round of scientific grand challenge investigations, task 4 report - earth system modeling framework survey*, URL http://ntrs.nasa.gov/archive/nasa/casi.ntrs.nasa.gov/20020069014_2002111115.pdf.