

# $\Delta I = 3/2$ , $K \rightarrow \pi\pi$ Decays with a Nearly Physical Pion Mass

---

**Elaine J Goode**

*University of Southampton, School of Physics and Astronomy, Highfield, Southampton, SO17 1BJ, United Kingdom*

*E-mail:* [ejg4g08@soton.ac.uk](mailto:ejg4g08@soton.ac.uk)

**Matthew Lightman\***

*Department of Physics, Columbia University, New York, NY 10027 USA*

*Department of Physics, Washington University, St. Louis, MO 63130 USA*

*E-mail:* [milightman@physics.wustl.edu](mailto:milightman@physics.wustl.edu)

The  $\Delta I = 3/2$   $K \rightarrow \pi\pi$  decay amplitude is calculated on RBC/UKQCD  $32^3 \times 64$ ,  $L_s = 32$  dynamical lattices with  $2 + 1$  flavors of domain wall fermions using the DSDR and Iwasaki gauge action. The calculation is performed with a single pion mass ( $m_\pi = 141.9(2.3)$  MeV, partially quenched) and kaon mass ( $m_K = 507.4(8.5)$  MeV) which are nearly physical, and with nearly energy conserving kinematics. Antiperiodic boundary conditions in two spatial directions are used to give the two pions non-zero ground state momentum. Results for time separations of 20, 24, 28 and 32 between the kaon and two-pion sources are computed and an error weighted average is performed to reduce the error. We find preliminary results for  $\text{Re}(A_2) = 1.396(081)_{\text{stat}}(160)_{\text{sys}} \times 10^{-8}$  GeV and  $\text{Im}(A_2) = -8.46(45)_{\text{stat}}(1.95)_{\text{sys}} \times 10^{-13}$  GeV.

*The XXVIII International Symposium on Lattice Field Theory, Lattice2010*

*June 14-19, 2010*

*Villasimius, Italy*

---

\*Speaker.

## 1. Introduction

Precise lattice calculations of  $K \rightarrow \pi\pi$  decays will provide quantitative insight into the origin of the  $\Delta I = 1/2$  rule and direct CP violation in kaon decays. Previous calculations have relied on the quenched approximation or have attempted to use chiral perturbation theory to extrapolate from heavy quark masses down to physical masses, or both [1, 2, 3, 4, 5, 6, 7]. The calculation presented here avoids both these sources of error by computing the  $K \rightarrow \pi\pi$  amplitude directly using dynamical lattices with 2+1 flavours of domain wall fermions (DWF) at near physical pion mass. We use RBC/UKQCD  $32^3 \times 64$ ,  $L_s = 32$  lattices which use the Dislocation Suppressing Determinant Ratio (DSDR) plus Iwasaki gauge action with inverse lattice spacing  $a^{-1} \approx 1.4$  GeV ( $\beta = 1.75$ ) and domain wall height  $M_5 = 1.8$ . We use ensembles generated with  $am_l^{\text{sea}} = 0.001$ ,  $am_s^{\text{sea}} = 0.045$ , corresponding to a unitary pion mass of  $m_\pi \approx 180$  MeV.

## 2. Four-Quark Operators and The Effective Hamiltonian

The weak interactions and the effects of heavier quarks can be included in the lattice QCD simulation by evaluating matrix elements of an effective Hamiltonian [8, 9]. In particular the conventions of [3] are used. We calculate matrix elements of four-quark operators between  $K$  and  $\pi\pi$  states. In this paper the amplitude  $A_2$  is calculated, which requires the evaluation of matrix elements of three operators. These operators are classified by how they transform under  $SU(3)_L \times SU(3)_R$ :  $Q_{(27,1)}$ ,  $Q_{(8,8)}$  and  $Q_{(8,8)_{\text{mx}}}$ . Progress in calculating  $A_0$  is described in [10].

## 3. Boundary Conditions

We wish to simulate the  $K \rightarrow \pi\pi$  decay at physical kinematics, which requires the final state pions to have a non-zero momentum. This is achieved by imposing antiperiodic boundary conditions on the quark fields in one or more spatial directions. The allowed momenta of the quark are then given by  $p_n = (\pi + 2\pi n)/L$ , where  $L$  is the spatial extent of the lattice.

We relate the physical  $\langle \pi^+ \pi^0 | Q_{\Delta I_z=1/2}^{\Delta I=3/2} | K^+ \rangle$  matrix element to the unphysical matrix element  $\langle \pi^+ \pi^+ | Q_{\Delta I_z=3/2}^{\Delta I=3/2} | K^+ \rangle$  using the Wigner-Eckart theorem. This simplifies the operators and allows us to use periodic boundary conditions on the up- and strange-quarks while using antiperiodic boundary conditions only on the down-quark, thus giving the two pions momentum while the kaon remains at rest.

If antiperiodic boundary conditions are imposed on the d-quark in only the  $x$  direction with periodic boundary conditions in the  $y$  and  $z$  directions then we can have a two-pion ground state in which one pion has momentum  $p_x = \frac{\pi}{L}$  and the other pion has momentum  $p_x = -\frac{\pi}{L}$ . The antiperiodic boundary conditions allow us to extract non-zero momentum pions without the need to fit to an excited state, which would have been necessary had we imposed periodic boundary conditions on all the quark fields. In principle we can impose antiperiodic boundary conditions on the d-quark in one, two, or all three spatial directions corresponding to individual ground state pion momenta of  $p = \pi/L$ ,  $\sqrt{2}\pi/L$  and  $\sqrt{3}\pi/L$  respectively.

## 4. Details of the Calculation

The calculation was carried out on 62 configurations of dynamical  $32^3 \times 64$  lattices using DSDR+Iwasaki gauge action and domain wall fermions with  $L_s = 32$ , generated on BG/P machines

at Argonne National Laboratory. Further details of the ensemble generation are given in [11]. The inverse lattice spacing is  $a^{-1} = 1.365(22)$  GeV, the physical volume is  $(4.62 \text{ fm})^3$  and we set the light and strange valence quark masses to  $am_l = 0.0001$  and  $am_s = 0.049$  respectively. This corresponds to a pion mass of  $m_\pi = 141.9(2.3)$  MeV and a kaon mass of  $m_K = 507.4(8.5)$  MeV.

We combined propagators with periodic and antiperiodic boundary conditions in the time direction in order to double the effective time extent of the lattice. The meson correlation functions contained propagators which were computed with a source at  $t = 0$  (corresponding to (P+A) bc) and  $t = 64$  (corresponding to (P-A) bc). We also generated strange-quark propagators with sources at  $t_K = 20, 24, 28, 32, 36, 40$  and  $44$  in order to calculate  $K \rightarrow \pi\pi$  correlators with kaon sources at these times, while the two-pion sources remained at either  $t = 0$  or  $t = 64$ . Thus we could achieve time separations between the kaon and two pions of 20, 24, 28 and 32 in two different ways which doubled the statistics. These separations were chosen so that the signals from the kaon and two pions did not decay to noise before reaching the four-quark operator  $Q$ .

For the kaon and pions with zero momentum we use propagators with Coulomb gauge-fixed wall sources. For the two pions with non-zero momentum we use the same type of propagators for the u quark but used propagators with antiperiodic spatial boundary conditions for the d-quark with Coulomb gauge-fixed momentum wall sources of the “cosine” type

$$s_{\mathbf{p}, \cos}(\mathbf{x}) = \cos(p_x x) \cos(p_y y) \cos(p_z z). \quad (4.1)$$

We use the same cosine source for each d-quark, which introduces a cross term that couples to two-pion states with non-zero total momentum. For example, if we consider giving momentum in only the  $x$  direction the product of the sources of the two d-quarks is

$$\begin{aligned} s_{\mathbf{p}, \cos}(\mathbf{x}_1) s_{\mathbf{p}, \cos}(\mathbf{x}_2) &= \cos\left(\frac{\pi}{L} x_1\right) \cos\left(\frac{\pi}{L} x_2\right) \\ &= \frac{1}{4} \left( e^{i\frac{\pi}{L} x_1} e^{i\frac{\pi}{L} x_2} + e^{i\frac{\pi}{L} x_1} e^{-i\frac{\pi}{L} x_2} + e^{-i\frac{\pi}{L} x_1} e^{i\frac{\pi}{L} x_2} + e^{-i\frac{\pi}{L} x_1} e^{-i\frac{\pi}{L} x_2} \right). \end{aligned} \quad (4.2)$$

We require the two pions to have individual momentum  $\mathbf{p}_1 = \frac{\pi}{L} \hat{\mathbf{x}}$  and  $\mathbf{p}_2 = -\frac{\pi}{L} \hat{\mathbf{x}}$ , but the first and last terms of equation (4.2) couple to two-pion states with total momentum  $2\frac{\pi}{L}$  and  $-2\frac{\pi}{L}$  respectively. We eliminate the unwanted terms in the two-pion correlator by using pure exponential momentum sinks which constrain the final state to have zero total momentum. In the  $K \rightarrow \pi\pi$  correlator, the zero momentum kaon has a similar effect on the cosine sources of the two-pions. Had we used the more conventional momentum source

$$s_{\mathbf{p}}(\mathbf{x}) = e^{i\mathbf{p} \cdot \mathbf{x}} \quad (4.3)$$

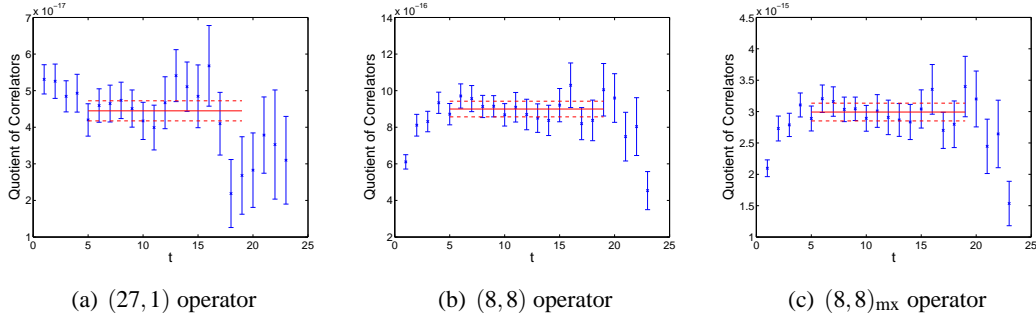
we would have needed to perform two separate d-quark inversions with momentum  $+\mathbf{p}$  for one and  $-\mathbf{p}$  for the other. The cosine source eliminates one of these inversions. In practice we only compute d-quark propagators with antiperiodic boundary conditions in 0 or 2 spatial directions, corresponding to pions with ground state momenta  $p = 0$  and  $p = \sqrt{2}\pi/L$ . This choice is motivated by the expectation that for our choice of quark masses,  $p = \sqrt{2}\pi/L$  will correspond to on-shell kinematics.

## 5. Analysis and Results

We extract the  $K \rightarrow \pi\pi$  matrix element  $\mathcal{M}$  by fitting a constant to the left hand side of (5.1)

$$\frac{C_{K\pi\pi}^i(t)}{C_K(t_K - t)C_{\pi\pi}(t)} = \frac{\mathcal{M}_i}{Z_K Z_{\pi\pi}}. \quad (5.1)$$

$C_{K\pi\pi}^i$  is the  $K \rightarrow \pi\pi$  correlator with a kaon source at  $t_K$ ,  $i$  labels the four-quark operator  $Q_i$  which is inserted at time  $t$ , and  $Z_K$  and  $Z_{\pi\pi}$  are calculated from the kaon and two-pion correlators respectively, whose sources are at  $t = 0$ . The left hand side of equation (5.1) is plotted in figure 1 for each of the three operators. The figure demonstrates that sufficiently far from the kaon and two-pion sources we are justified in fitting to a constant. The fit results for  $\mathcal{M}_i/(Z_K Z_{\pi\pi})$  are indicated on the plot.



**Figure 1:**  $K \rightarrow \pi\pi$  quotient plots for  $p = \sqrt{2}\pi/L$ . The two pion source is at  $t = 0$  while the kaon source is at  $t = 24$ . The dashed line shows the error on the fit

The finite volume matrix elements are related to the infinite volume amplitudes  $A_i$  using the Lellouch-Lüscher factor [12, 13]. In particular we have

$$A_i = \left[ \frac{\sqrt{v/4}}{\pi q_\pi} \sqrt{\frac{\partial \phi}{\partial q_\pi} + \frac{\partial \delta}{\partial q_\pi}} \right] \frac{1}{\sqrt{v}} \sqrt{m_K} E_{\pi\pi} \mathcal{M}_i \quad (5.2)$$

where the quantity in square brackets (denoted by LL in table 2) contains the effects of the Lellouch-Lüscher factor beyond the free field normalization.  $E_{\pi\pi}$  is the energy of the two-pion state,  $\delta$  is the s-wave phase shift,  $v$  is a factor counting the free-field degenerate states,  $q_\pi$  is a dimensionless quantity related to the individual pion momentum  $k_\pi$  via  $q_\pi = k_\pi L/2\pi$  and  $\phi$  is a kinematic function defined in [12]. Once  $q_\pi$  is known,  $\delta$  can be calculated using the Lüscher quantisation condition [14].

$$n\pi = \delta(k_\pi) + \phi(q_\pi). \quad (5.3)$$

$E_{\pi\pi}$  is found by fitting the quotient of correlators  $C_{\pi\pi}/(C_\pi)^2 \sim Ae^{-\Delta E t}$  to extract  $\Delta E = E_{\pi\pi} - 2E_\pi$ . We then get the two-pion energy by calculating  $\Delta E + 2E_\pi$ , where in the case of  $p = 0$ ,  $E_\pi = m_\pi$  while for  $p = \sqrt{2}\pi/L$ ,  $E_\pi$  is found from a 2 parameter fit to the pion correlation function which also has  $p = \sqrt{2}\pi/L$ . This method is preferred to directly extracting  $E_{\pi\pi}$  from the two-pion correlator because the quotient  $C_{\pi\pi}/(C_\pi)^2$  cancels some common fluctuations in the numerator and denominator and reduces the error.

The pion momentum  $k_\pi$  in the two-pion state is determined from the two-pion energy using the dispersion relation  $E_{\pi\pi} = 2\sqrt{m_\pi^2 + k_\pi^2}$ . It differs from  $p = 0$ ,  $\sqrt{2}\pi/L$  due to interactions between the two pions. Results for  $E_{\pi\pi}$ ,  $k_\pi$ ,  $q_\pi$  and  $\delta$  are presented in table 1.  $\partial \phi / \partial q$  can be calculated

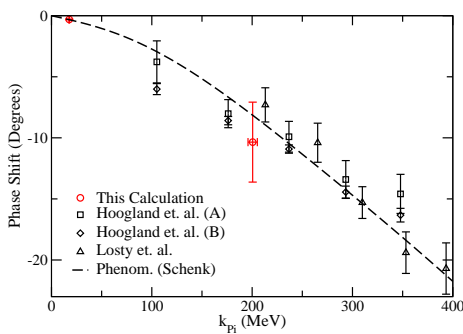
analytically so the only unknown in equation (5.2) is  $\partial\delta/\partial q$ . The results for the phase shift can be plotted against  $k_\pi$  and compared with experiment [15, 16]. This is done in figure 2(a) and we see good agreement with experiment. For  $p = 0$  we make the approximation that  $\delta$  is linear with  $k_\pi$  in order to calculate  $\partial\delta/\partial q_\pi$  (see figure 2(b)). For  $p = \sqrt{2}\pi/L$  we use the phenomenological curve [17] shown in figure 2(a) to calculate the derivative of the phase shift at the corresponding value of  $q_\pi$ . The derivative of the phase shift is found to be a small factor in comparison with  $\partial\phi/\partial q_\pi$ . Results for  $\partial\phi/\partial q_\pi$  and  $\partial\delta/\partial q_\pi$  are shown in table 2.

**Table 1:** Two pion energy and s-wave phase shift

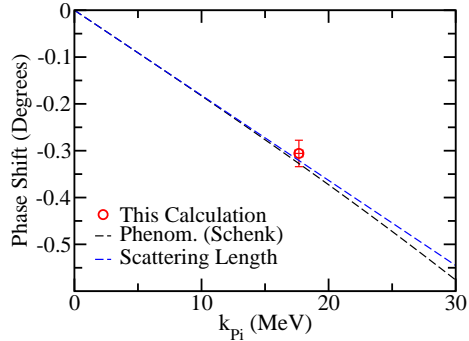
$p$	$E_{\pi\pi}$ (MeV)	$k_\pi$ (MeV)	$q_\pi$	$\delta$ (degrees)
0	285.9(4.6)	17.55(61)	0.0655(21)	-0.306(29)
$\sqrt{2}\pi/L$	489.2(8.1)	199.2(3.8)	0.743(11)	-10.4(3.3)

**Table 2:** Contributions to Lellouch-Lüscher factor

$p$	$\partial\phi/\partial q_\pi$	$\partial\delta/\partial q_\pi$	LL
0	0.239(14)	-0.0815(50)	0.9636(22)
$\sqrt{2}\pi/L$	5.039(35)	-0.2927(52)	0.933(11)



(a) Comparison of calculated phase shift with experimental results [15, 16, 17].

(b) Zoom of 2(a) showing that for small  $k$   $\delta$  is approximately linear. The scattering length is calculated using chiral perturbation theory [18].**Figure 2:** Plot of  $I = 2$  two-pion s-wave phase shift against momentum  $k_\pi$ . The results from  $p = 0$  and  $p = \sqrt{2}\pi/L$  are shown in red.

The amplitudes  $A_i$  are related to the physical decay amplitude  $A_2$  via

$$A_2 = a^{-3} \sqrt{\frac{3}{2}} G_F V_{ud} V_{us}^* \sum_{i,j} C_i(\mu) Z_{ij}(\mu) A_j, \quad (5.4)$$

where  $C_i$  are the Wilson Coefficients and  $Z_{ij}$  are the renormalization constants, calculated using non-perturbative renormalization (NPR). The factor  $\sqrt{3/2}$  is needed to convert from the unphysical  $K^+ \rightarrow \pi^+ \pi^+$  amplitudes back to the physical  $K^+ \rightarrow \pi^+ \pi^0$  amplitudes. At present only  $Z_{(27,1)}$  has been calculated; for the  $(8,8)$  and  $(8,8)_{\text{mx}}$  operators (which mix under renormalization) we make the approximation  $Z_{ij} = 0.9 Z_q^2 \delta_{ij}$ . A full calculation of  $Z_{ij}$  for the  $(8,8)$  and  $(8,8)_{\text{mx}}$  operators

on the lattice is currently under way [19]. Comparing  $E_{\pi\pi}$  for  $p = \sqrt{2}\pi/L$  with the kaon mass  $m_K = 507.4(8.5)$  MeV we see that the decay is nearly energy conserving, so we use the results from  $p = \sqrt{2}\pi/L$  to compute  $A_2$ . Results for  $\text{Re}(A_2)$  and  $\text{Im}(A_2)$  for the four different kaon source times are shown in table 3. Our final result for  $\text{Re}(A_2)$  and  $\text{Im}(A_2)$  is an error weighted average (EWA) over the four kaon source times.

**Table 3:** Final results for  $A_2$ . The errors quoted are statistical errors only.

$t_K$	$\text{Re}(A_2)$ (units of $10^{-8}$ GeV)	$\text{Im}(A_2)$ (units of $10^{-13}$ GeV)
20	1.33(11)	-8.11(52)
24	1.44(11)	-8.77(60)
28	1.53(13)	-8.58(58)
32	1.20(16)	-9.01(75)
EWA	1.396(81)	-8.46(45)

## 6. Systematic Error

The major sources of systematic error in the determination of  $A_2$  are scaling violations, finite volume effects, partial quenching, uncertainty in  $\partial\delta/\partial q$ , and the fact that the masses and momentum are slightly different from their physical values. Furthermore, the approximation made for the renormalization constants for the (8,8) operators introduces a large systematic error into  $\text{Im}(A_2)$  which we will estimate as 20%.  $A_2$  is very sensitive to scaling violations because it is proportional to  $a^{-3}$ . We estimate this systematic by calculating  $\text{Re}(A_2)$  with a lattice spacing determined from  $f_K$ ,  $m_\Omega$ , and  $r_0$  respectively, and find a fluctuation of 8.5% among the three values. For finite volume effects we estimate 7% for the systematic error using finite volume chiral perturbation theory for the  $K \rightarrow \pi\pi$  matrix elements [20, 21]. One expects that for  $\Delta I = 3/2$  decays partial quenching will introduce small errors and in [22] the use of partial quenching has been shown to affect  $\text{Re}(A_2)$  by about 2%. A value of  $\partial\delta/\partial q$  that is rather larger in magnitude is obtained just by putting a straight line through the two-pion phase shift data points from this calculation in figure 2(a); this value yields a result for  $\text{Re}(A_2)$  that differs by 2% which we use as our conservative estimate of this systematic. Finally, a  $K \rightarrow \pi\pi$  calculation on  $24^3$  quenched lattices was done for a variety of meson masses and two-pion energies [23], and shows that the deviations of these parameters from their physical values in the present calculation causes an 1.2% difference in  $\text{Re}(A_2)$ . Adding all errors in quadrature results in a preliminary estimate of 11% for the systematic error in  $\text{Re}(A_2)$  and 23% for the systematic error in  $\text{Im}(A_2)$ .

## 7. Conclusions

We have presented preliminary results for the  $\Delta I = 3/2$   $K \rightarrow \pi\pi$  decay amplitude on  $32^3$  lattices with  $2+1$  flavours of DWF and the Iwasaki-DSDR gauge action. We find  $m_\pi = 141.9(2.3)$  MeV,  $m_K = 507.4(8.5)$  MeV and  $E_{\pi\pi} = 489.2(8.1)$  MeV. The main contribution to  $\text{Re}(A_2)$  is expected to be from the (27, 1) operator, and our result  $1.396(081)_{\text{stat}}(160)_{\text{sys}} \times 10^{-8}$  GeV can be compared to the experimental result of  $1.5 \times 10^{-8}$  GeV and is found to agree within error. This is the first time a calculation of this type has been achieved.  $\text{Im}(A_2)$  is dominated by the operators in the (8, 8) representation, so we expect there to be a large systematic error on  $\text{Im}(A_2)$  due to the approximation

made for  $Z_{ij}$ . This is reflected in our final answer  $\text{Im}(A_2) = -8.46(45)_{\text{stat}}(1.95)_{\text{sys}} \times 10^{-13}$  GeV. This source of systematic error will be eliminated once the NPR calculation has been completed.

We thank all of our colleagues in the RBC and UKQCD collaborations for helpful discussions and the development and support of the QCDOC hardware and software infrastructure which was essential to this work. In addition we acknowledge Columbia University, RIKEN, BNL, ANL, and the U.S. DOE for providing the facilities on which this work was performed. This research used resources of the Argonne Leadership Computing Facility at Argonne National Laboratory, which is supported by the Office of Science of the U.S. DOE under contract DE-AC02-06CH11357. This work was supported in part by U.S. DOE grant number DE-FG02-92ER40699. Elaine Goode is supported by an STFC studentship and grant ST/G000557/1 and by EU contract MRTN-CT-2006-03542 (Flavianet).

## References

- [1] C.H. Kim, *Nucl. Phys. Proc. Suppl.* **140** (2005) 381
- [2] C.H. Kim and N.H. Christ, *Nucl. Phys. Proc. Suppl.* **119** (2003) 365 hep-lat/0210003
- [3] T.Blum et al., *Phys. Rev. D* **68** (2003) 114506 hep-lat/0110075
- [4] J. Noaki et al., *Phys. Rev. D* **68** (2003) 014501 hep-lat/0108013
- [5] N.H. Christ and Li, S., *PoS(Lattice 2008)* 272 hep-lat/08121368
- [6] P. Boucaud et al., *Nucl.Phys.B* **721** (2005) 175 hep-lat/0412029
- [7] M. Lightman and E. Goode, *PoS(Lattice 2009)* 254 hep-lat/09121667
- [8] M. Ciuchini et al., *Z. Phys. C* **68** (1995) 239 hep-ph/9501265
- [9] G. Buchalla et al., *Rev. Mod. Phys.* **68** (1996) 1125 hep-ph/9512380
- [10] Q. Liu, *PoS(Lattice 2010)* 314
- [11] R.D. Mawhinney, *PoS(Lattice 2010)* 115
- [12] Laurent. Lellouch and Martin Lüscher, *Commun. Math. Phys* **219** (2001) 31
- [13] C.-J.D. Lin et al., *Nucl. Phys. B* **619** (2001) 467 hep-lat/0104006
- [14] M. Lüscher, *Nucl. Phys. B* **354**, **531** (1991)
- [15] W. Hoogland et al., *Nucl Phys B* **126** 109 (1977)
- [16] Losty et al., *Nucl. Phys. B* 69 (1974) 185-204
- [17] A. Schenk, *Nucl. Phys. B* **363** (1991) 97
- [18] Colangelo et al., *Nucl. Phys. B* **603** (2001) 125-179
- [19] P. Boyle and N. Garron, *PoS(Lattice 2010)* 307
- [20] C. Aubin et al., *Phys. Rev. D* **78** (2008) 094505 arXiv:0808.3264
- [21] J. Laiho and A. Soni, *Phys. Rev. D* **65** 114020
- [22] M. Lightman, *PoS(Lattice 2008)* 273 arXiv:0906.1847
- [23] M. Lightman, *PhD Thesis*, (manuscript in preparation)