

# Cryptolysis v.0.0.1 - A Framework for Automated Cryptanalysis of Classical Ciphers

**CIISE Security Investigation Initiative**

---

Represented by:

Serguei A. Mokhov  
Marc-André Laverdière  
Nader Hatami  
Ali Benssam

`{mokhov,ma_laver,nade_hat,al_ben}@ciise.concordia.ca`

Montréal, Québec, Canada

Fri 7 Jan 2011 15:21:19 EST

# Contents

<b>1</b>	<b>Introduction</b>	<b>3</b>
1.1	What is Cryptolysis? . . . . .	3
1.2	Tools . . . . .	3
1.2.1	Java . . . . .	3
1.2.2	MARF . . . . .	3
<b>2</b>	<b>Design and Architecture</b>	<b>4</b>
<b>3</b>	<b>Methodology</b>	<b>9</b>
3.1	Cryptanalysis Heuristics . . . . .	9
3.2	Word Boundary Detection . . . . .	9
3.2.1	Dictionary Approach . . . . .	9
3.2.2	Character N-gram Language Model . . . . .	10
3.2.3	Statistical Parsing . . . . .	11
<b>4</b>	<b>Applications</b>	<b>12</b>
<b>5</b>	<b>Results</b>	<b>13</b>
<b>6</b>	<b>Conclusions</b>	<b>14</b>
6.1	Acknowledgments . . . . .	14
	<b>Bibliography</b>	<b>15</b>
<b>A</b>	<b>Cryptolysis Application Source Code</b>	<b>16</b>

# List of Figures

2.1	Cyrtolysis Packages . . . . .	5
2.2	Ciphers Framework . . . . .	6
2.3	Crypto Analyzers Framework . . . . .	7
2.4	Use of Modules By the Cryptolysis Application . . . . .	8

# List of Tables

# Chapter 1

## Introduction

*Revision : 1.2*

### 1.1 What is Cryptolysis?

Cryptolysis is a framework that includes a collection of automated attacks on the classical ciphers based on the article [CD98].

### 1.2 Tools

#### 1.2.1 Java

We have chosen to implement our project using the Java programming language. This choice is justified by the binary portability of the Java applications as well as facilitating memory management tasks and other issues, so we can concentrate more on the algorithms instead. Java also provides us with built-in types and data-structures to manage collections (build, sort, store/retrieve) efficiently [Fla97].

#### 1.2.2 MARF

Portions of Cryptolysis rely on MARF, described in many published works, we just cite one instance here for the follow up information [The10].

## Chapter 2

# Design and Architecture

*Revision : 1.2*

Before we begin, you should understand the basic system architecture. Understanding how the parts interact will make the follow up sections somewhat clearer. This document presents architecture of the Cryptolysis system, including the layout of the physical directory structure, and Java packages.

Figure 2.1 lists the Java packages, Figure 2.2 presents the Ciphers Framework; its purpose is to have some quick in-house tools for creating testing ciphertexts. The most common API in here is a series of `encrypt()` and `decrypt()` calls. Then, Figure 2.3 presents the core of this work, namely modules to perform the described attacks on ciphertext. They all implement the `analyze()` method. In Figure 2.4, is the way the main application uses (i.e. instantiates) the concrete modules based on the set of options supplied.

*TODO*

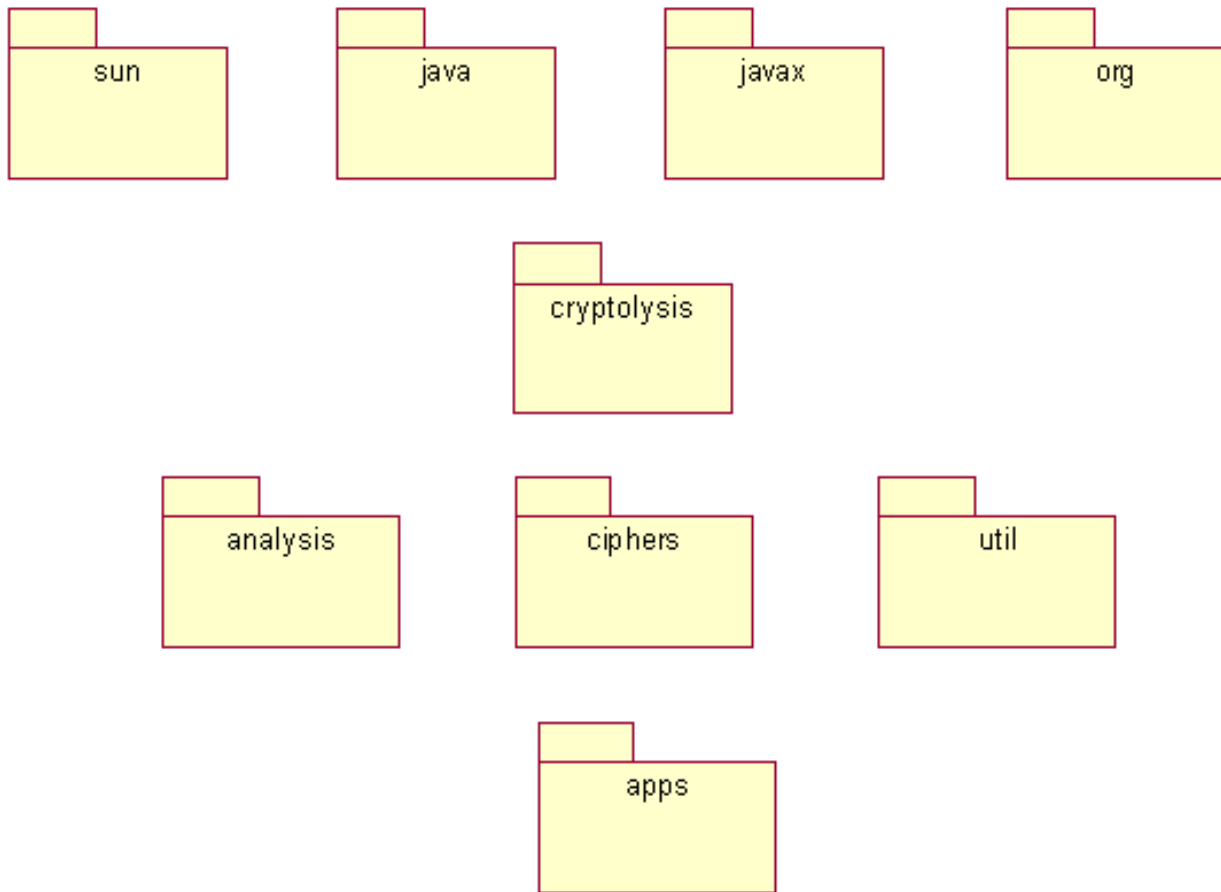


Figure 2.1: Cyrptolysis Packages

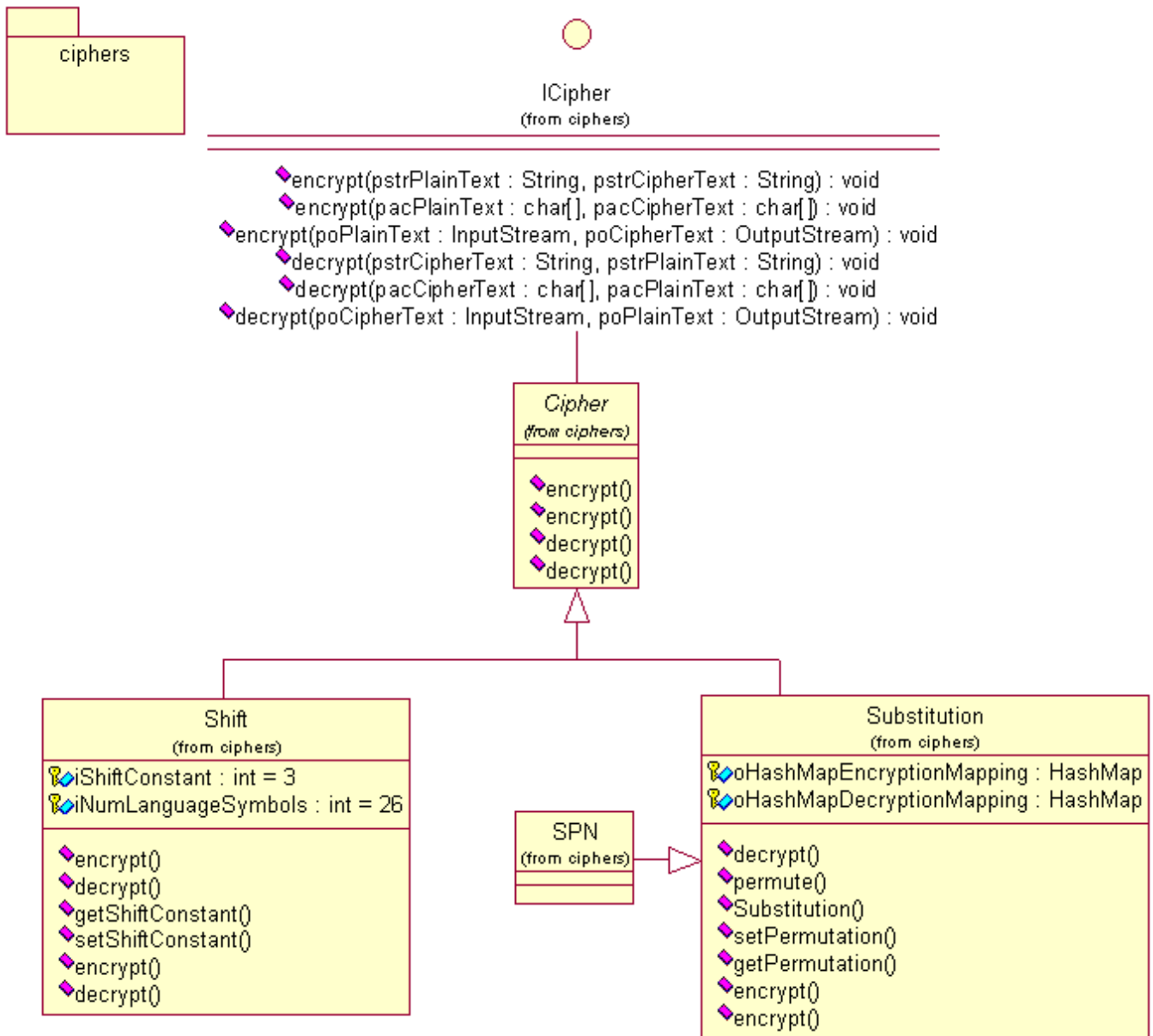


Figure 2.2: Ciphers Framework



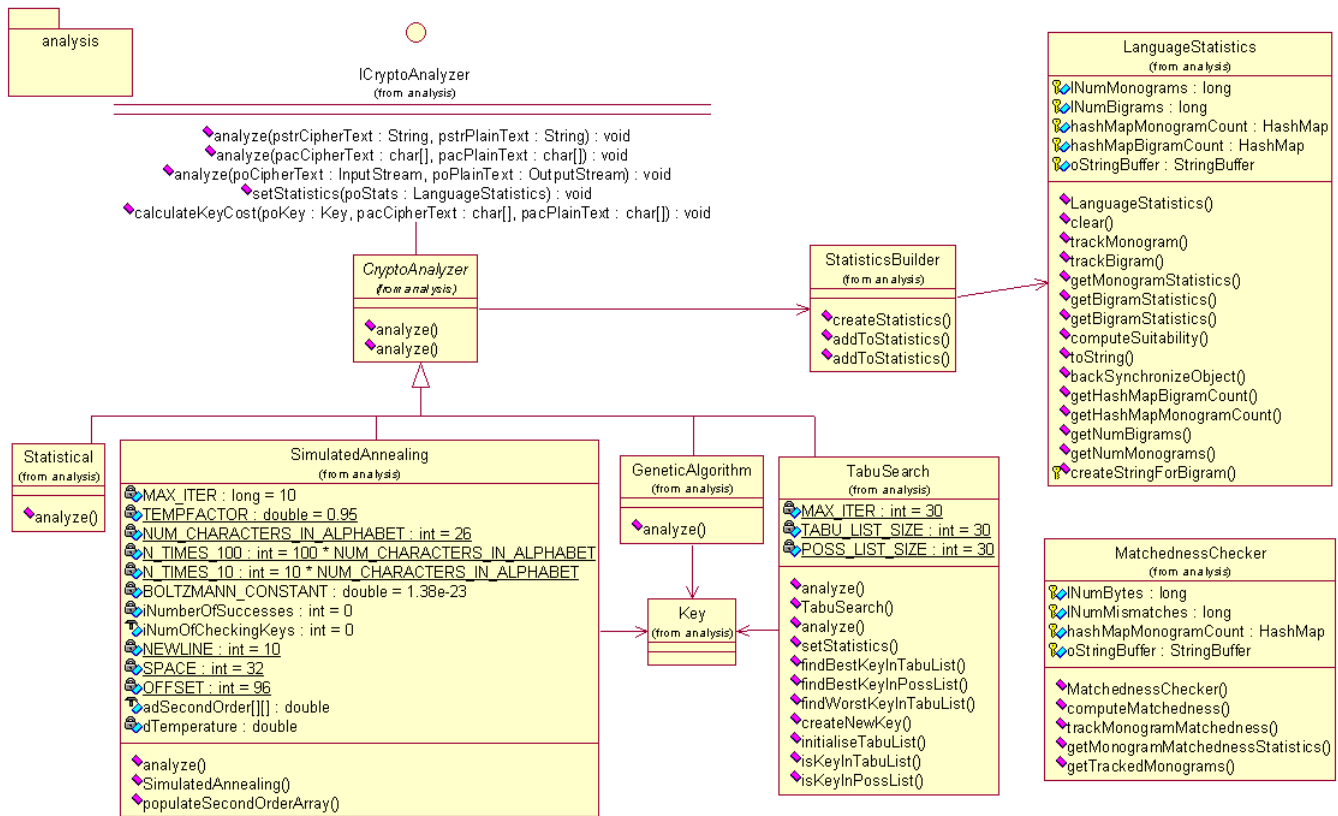


Figure 2.3: Crypto Analyzers Framework

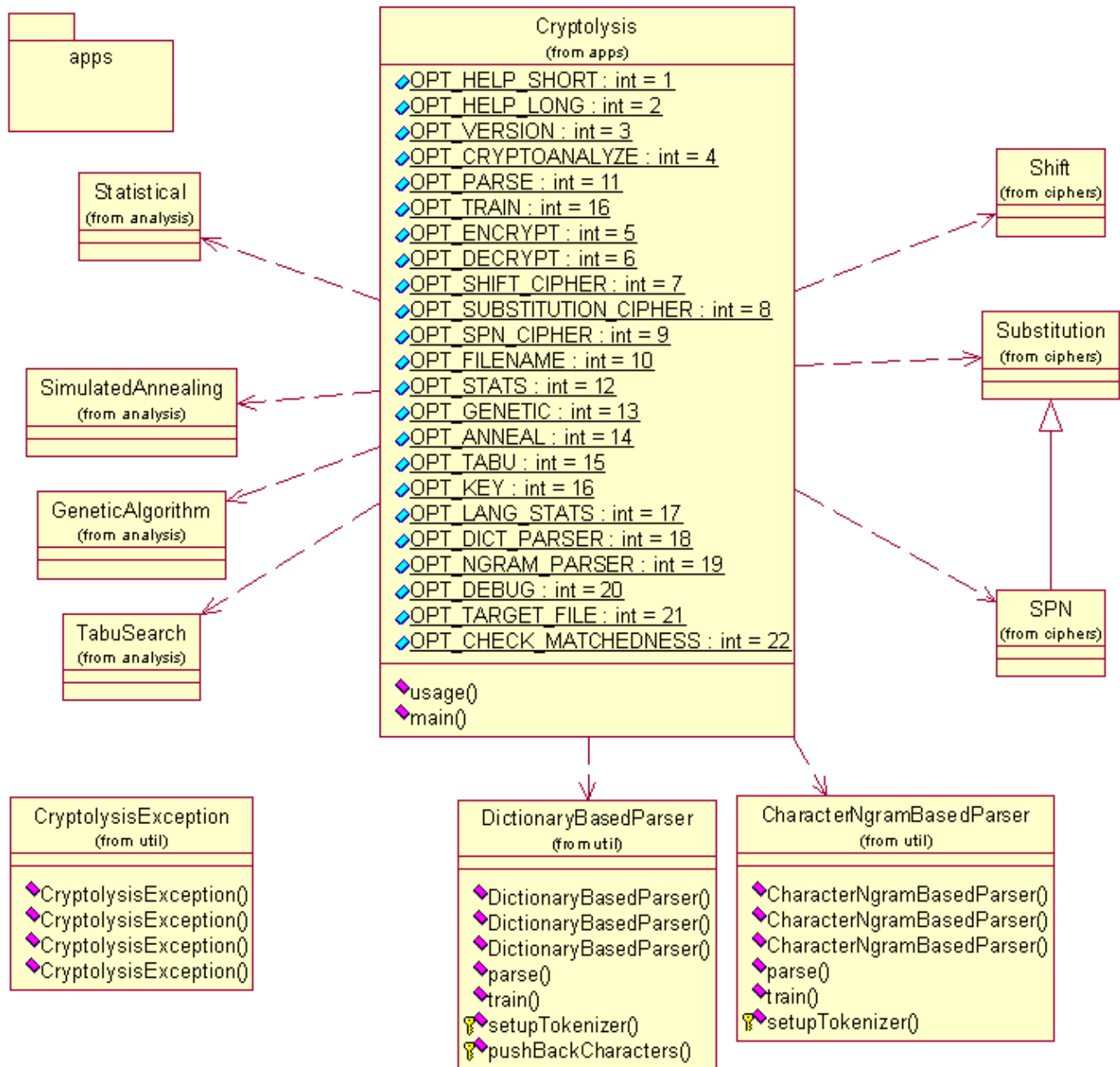


Figure 2.4: Use of Modules By the Cryptolysis Application

# Chapter 3

## Methodology

*Revision : 1.4*

### 3.1 Cryptanalysis Heuristics

Most of this work is based on [CD98].

### 3.2 Word Boundary Detection

Since the deciphered text comes in as a stream of characters with no spaces or punctuation as a bonus it is a good idea to implement automatic placement of spaces between words in the text for ease of reading. This problem in speech recognition and natural language processing (NLP) is often referred to as *word boundary detection*. The two main methods approaching this problem of converting a stream of characters to a stream of words are a dictionary approach and a statistical approach of n-gram language models. The models can be further refined with sentence boundary detection via statistical NLP parsing. The below are the details of the methodology for implementation of these two approaches in Cryptolysis, their current parameters, advantages, limitations, and the way these limitations can be overcome.

All methods have some training to do prior use on the source language corpora<sup>1</sup>. The trained data has to be serialized somehow and be usable at later runs of the application.

#### 3.2.1 Dictionary Approach

The dictionary approach is the most common one. One has to compile a dictionary of words of English from some training corpora. Next, when doing the word boundary detection, start with the first character of the stream and try to match a longest possible word that begins with this character and subsequent characters match; if so insert a space.

---

<sup>1</sup>A *corpora* is a collection of natural language documents used for any sort of natural language processing technique.

## The Requirements

- If not importing the dictionary from some external sources, the training corpora must be large to include more words.
- Recovery technique should be in place if a matching word is not found in the dictionary, e.g. by proceeding further until a word is found and keep the previous sequence of characters as if it was a word.

## Problems and Limitations

- Word is not found; especially this is pertinent to proper names of people, places, etc. which all cannot be easily found in the training corpora in comprehensive manner. Likewise, some domain specific terms and names, equations, etc. may cause this problem.
- Composite words is another issue. By matching the longest possible matching sequence may miss a space or cases and won't be able to distinguish whether there was a space or not. For example, these two cases are legal: "*therefore*" and "*there for eternity*" in example sentences "*Therefore, the theorem holds.*" and "*This stone was lying there for eternity.*". Both instances will be picked up as "*therefore*" resulting in a non-dictionary word "*ternity*" for the second example. Similar problem applies to "*thereto*", "*thereafter*", "*thereby*", and other composite words.
- The storage space required to contain the dictionary is large and keeps growing if you add more words at training. Therefore, the look up speed reduces.

### 3.2.2 Character N-gram Language Model

Unlike the dictionary approach, the character  $n$ -gram model looks at sequences of  $n$  characters when looking up spaces; thus, it operates on the source character stream directly and produces the word stream from probabilistic table look ups. This is a statistical approach. Here we chose a 3-gram model for space detection. During training for each word we count how often the following occurs:

- 2 last characters of the preceding word and a space
- last character of the preceding word, space, and the first character of the second word
- space and the first two characters of the second word

The frequencies later on stored in the probabilistic table and the table is serialized. Of course, text boundaries are need to be accounted for as there is no preceding word before first at the beginning and the second word after last.

These 2-character sequences (barring space) are then looked up in the text to parse after the deciphering and spaces are put according to the probabilities found during training.

The storage space requires for this method are a lot less than that of the dictionary approach and scanning is faster. However, it may put spaces in the undesired places due to irregularities in natural language.

## Problems

- One-character words
- Creating non-existent words

### 3.2.3 Statistical Parsing

Statistical NLP parsing [JM00, Mar03, The10] can help disambiguate with the composite words and even find the sentence boundaries. This can be used as refinement tool for either for the methods presented above. By trying to parse a longest parseable span of words with a valid parse would give the sentence boundary. If no parse at all found, it either means the word boundary for some words was not done properly or the words are not in the dictionary/grammar or the source text has not properly English-formed sentences.

*TODO*

## Chapter 4

# Applications

*Revision : 1.2*

This chapter is to describe the application that employs the Cryptolysis framework. Its source code revision is quoted in the Appendix and is subject to maintenance on SourceForge as resources permit.

*TODO*

## Chapter 5

# Results

*Revision : 1.2*

The results are found in the aux folder in the arXiv submissions and have not been integrated yet as nice tables and graphs into the document. Please consult the files in that directory.

# Chapter 6

## Conclusions

*Revision : 1.2*

We have built a simple framework for verification of classical cipher attacks, that is expandable and a platform for comparative experiments. We obtained some encouraging results by guessing out the keys during the implemented attack scenarios. We plan on expanding to include other algorithms and frameworks in the testing environment and improve integration with other frameworks.

### 6.1 Acknowledgments

Dr. Amr M. Youssef and Faculty of Engineering and Computer Science, Concordia University, Montreal, Canada.



# Bibliography

- [CD98] Andrew Clark and Ed Dawson. Optimisation heuristics for the automated cryptanalysis of classical ciphers. *Journal of Combinatorial Mathematics and Combinatorial Computing*, 1998.
- [Fla97] D. Flanagan. *Java in a Nutshell*. O'Reily & Associates, Inc., second edition, 1997. ISBN 1-56592-262-X.
- [JM00] Daniel S. Jurafsky and James H. Martin. *Speech and Language Processing*. Prentice-Hall, Inc., Pearson Higher Education, Upper Saddle River, New Jersey 07458, 2000. ISBN 0-13-095069-6.
- [Mar03] James H. Martin. The CYK probabilistic parsing algorithm. [online]; a book insert, 2003. [http://www.cs.colorado.edu/~martin/SLP/New\\_Pages/pg455.pdf](http://www.cs.colorado.edu/~martin/SLP/New_Pages/pg455.pdf).
- [The10] The MARF Research and Development Group. The Modular Audio Recognition Framework and its Applications. [online], 2002–2010. <http://marf.sf.net> and <http://arxiv.org/abs/0905.1235>, last viewed April 2010.

# Appendix A

## Cryptolysis Application Source Code

---

```
package cryptolysis.apps;

import java.io.FileInputStream;
import java.io.InputStream;
import java.io.FileOutputStream;
import java.io.OutputStream;

import marf.MARF;
import marf.Storage.IStorageManager;
import marf.util.Debug;
import marf.util.OptionProcessor;
import cryptolysis.analysis.GeneticAlgorithm;
import cryptolysis.analysis.ICryptoAnalyzer;
import cryptolysis.analysis.LanguageStatistics;
import cryptolysis.analysis.MatchednessChecker;
import cryptolysis.analysis.SimulatedAnnealing;
import cryptolysis.analysis.Statistical;
import cryptolysis.analysis.StatisticsBuilder;
import cryptolysis.analysis.TabuSearch;
import cryptolysis.ciphers.ICipher;
import cryptolysis.ciphers.SPN;
import cryptolysis.ciphers.Shift;
import cryptolysis.ciphers.Substitution;
import cryptolysis.util.CharacterNgramBasedParser;
import cryptolysis.util.CryptoParser;
import cryptolysis.util.CryptolysisException;
import cryptolysis.util.DictionaryBasedParser;

/**
 * <p>Main Cryptolysis Application.</p>
 *
 * TODO: document
 *
 * $Id: Cryptolysis.java,v 1.19 2005/11/10 10:25:22 mokhov Exp $
 *
 * @author Serguei Mokhov
 * @author Marc-Andre Laverdiere
 */
```

```
public class Cryptolysis
{
    // A bunch of options
    // TODO: document

    public static final int OPT_HELP_SHORT = 1;
    public static final int OPT_HELP_LONG = 2;
    public static final int OPT_VERSION = 3;

    public static final int OPT_CRYPTANALYZE = 4;
    public static final int OPT_PARSE = 11;
    public static final int OPT_TRAIN = 16;

    public static final int OPT_ENCRYPT = 5;
    public static final int OPT_DECRYPT = 6;

    public static final int OPT_SHIFT_CIPHER = 7;
    public static final int OPT_SUBSTITUTION_CIPHER = 8;
    public static final int OPT_SPN_CIPHER = 9;
    public static final int OPT_KEY = 16;

    public static final int OPT_FILENAME = 10;

    public static final int OPT_STATS = 12;
    public static final int OPT_GENETIC = 13;
    public static final int OPT_ANNEAL = 14;
    public static final int OPT_TABU = 15;

    public static final int OPT_LANG_STATS = 17;
    public static final int OPT_DICT_PARSER = 18;
    public static final int OPT_NGRAM_PARSER = 19;

    public static final int OPT_DEBUG = 20;

    public static final int OPT_TARGET_FILE = 21;
    public static final int OPT_CHECK_MATCHEDNESS = 22;

    /**
     * @param argv command-line parameters
     */
    public static final void main(String[] argv)
    {
        try
        {
            //Debug.enableDebug(true);

            OptionProcessor oGetOpt = new OptionProcessor();

            oGetOpt.addValidOption(OPT_HELP_SHORT, "-h");
            oGetOpt.addValidOption(OPT_HELP_LONG, "--help");
            oGetOpt.addValidOption(OPT_VERSION, "--version");
            oGetOpt.addValidOption(OPT_DEBUG, "--debug");

            oGetOpt.addValidOption(OPT_CRYPTANALYZE, "--analyze");
            oGetOpt.addValidOption(OPT_ENCRYPT, "--encrypt");
            oGetOpt.addValidOption(OPT_DECRYPT, "--decrypt");
            oGetOpt.addValidOption(OPT_PARSE, "--parse");
```

```
oGetOpt.addValidOption(OPT_TRAIN, "--train");

oGetOpt.addValidOption(OPT_SHIFT_CIPHER, "-shift");
oGetOpt.addValidOption(OPT_SUBSTITUTION_CIPHER, "-subst");
oGetOpt.addValidOption(OPT_SPN_CIPHER, "-spn");

oGetOpt.addValidOption(OPT_STATS, "-stats");
oGetOpt.addValidOption(OPT_ANNEAL, "-anneal");
oGetOpt.addValidOption(OPT_GENETIC, "-genetic");
oGetOpt.addValidOption(OPT_TABU, "-tabu");

oGetOpt.addValidOption(OPT_LANG_STATS, "-lang");
oGetOpt.addValidOption(OPT_DICT_PARSER, "-dict");
oGetOpt.addValidOption(OPT_NGRAM_PARSER, "-ngram");

oGetOpt.addValidOption(OPT_CHECK_MATCHEDNESS, "--checkmatch");

int iValidOptions = oGetOpt.parse(argv);

if(oGetOpt.isActiveOption(OPT_DEBUG))
{
    Debug.enableDebug();
}

if
(
    oGetOpt.isActiveOption(OPT_HELP_SHORT)
    || oGetOpt.isActiveOption(OPT_HELP_LONG)
)
{
    usage();
    System.exit(0);
}

if(oGetOpt.isActiveOption(OPT_VERSION))
{
    System.out.println
    (
        "Cryptolysis $Revision: 1.19 $\n"
        + "Using MARF v." + MARF.getVersion()
    );

    System.exit(0);
}

switch(oGetOpt.getInvalidOptions().size())
{
    case 0:
        break;

    // Shall be the filename
    case 1:
    {
        oGetOpt.addActiveOption(OPT_FILENAME, oGetOpt.getInvalidOptions().firstElement().toString());
        oGetOpt.getInvalidOptions().clear();
        break;
    }
}
```

```

    }

    // Shall be the filename and the key
    case 2:
    {
        if(oGetOpt.isActiveOption(OPT_CHECK_MATCHEDNESS))
        {
            oGetOpt.addActiveOption(OPT_FILENAME, oGetOpt.getInvalidOptions().firstElement().toString());
            oGetOpt.addActiveOption(OPT_TARGET_FILE, oGetOpt.getInvalidOptions().elementAt(1).toString());
            oGetOpt.getInvalidOptions().clear();

        }
        else
        {
            oGetOpt.addActiveOption(OPT_FILENAME, oGetOpt.getInvalidOptions().firstElement().toString());
            oGetOpt.addActiveOption(OPT_KEY, oGetOpt.getInvalidOptions().elementAt(1).toString());
            oGetOpt.getInvalidOptions().clear();
        }
        break;
    }

    case 3:
        oGetOpt.addActiveOption(OPT_FILENAME, oGetOpt.getInvalidOptions().firstElement().toString());
        oGetOpt.addActiveOption(OPT_KEY, oGetOpt.getInvalidOptions().elementAt(1).toString());
        oGetOpt.addActiveOption(OPT_TARGET_FILE, oGetOpt.getInvalidOptions().elementAt(2).toString());

        oGetOpt.getInvalidOptions().clear();

        break;

    default:
        throw new CryptolysisException
        (
            "Invalid options found: " + oGetOpt.getInvalidOptions()
        );
    }

    InputStream oInputText = null;
    InputStream oInputTextCompare = null;
    OutputStream oOutputText = null;

    // Get input from either a file name if specified, or STDIN
    if(oGetOpt.isActiveOption(OPT_FILENAME))
    {
        oInputText = new FileInputStream(oGetOpt.getOption(OPT_FILENAME));
    }
    else
    {
        oInputText = System.in;
    }

    if(!oGetOpt.isActiveOption(OPT_CHECK_MATCHEDNESS) &&
        oGetOpt.isActiveOption(OPT_TARGET_FILE))
    {

```

```
        oOutputText = new FileOutputStream(oGetOpt.getOption(OPT_TARGET_FILE));
    }
    else
    {
        oOutputText = System.out;
    }
    if (oGetOpt.isActiveOption(OPT_CHECK_MATCHEDNESS) &&
        oGetOpt.isActiveOption(OPT_TARGET_FILE)    )
    {
        oInputTextCompare = new FileInputStream(oGetOpt.getOption(OPT_TARGET_FILE));
    }

    // Assume defaults
    if(iValidOptions == 0)
    {
        // Run statistical cryptanalysis assuming STDIN
        oGetOpt.addActiveOption(OPT_CRYPTANALYZE, "--analyze");
        oGetOpt.addActiveOption(OPT_STATS, "-stats");
    }

    Debug.debug("Final set of options: " + oGetOpt);

    if(oGetOpt.isActiveOption(OPT_CRYPTANALYZE))
    {
        ICryptoAnalyzer oCryptanalysis = null;

        // Pick a heuristic strategy
        if(oGetOpt.isActiveOption(OPT_ANNEAL))
        {
            oCryptanalysis = new SimulatedAnnealing();
        }
        else if(oGetOpt.isActiveOption(OPT_TABU))
        {
            oCryptanalysis = new TabuSearch();
        }
        else if(oGetOpt.isActiveOption(OPT_GENETIC))
        {
            oCryptanalysis = new GeneticAlgorithm();
        }
        else
        {
            oCryptanalysis = new Statistical();
        }

        // Parse
        if(oGetOpt.isActiveOption(OPT_PARSE))
        {
            Debug.debug("Parsing text...");

            //String strOutfile = oCryptanalysis.getClass().getName() + ".parsed.txt";
            //FileOutputStream oFOS = new FileOutputStream(strOutfile);
            //oCryptanalysis.analyze(oInputText, oFOS);
            //oFOS.close();

            //FileInputStream oFIS = new FileInputStream(strOutfile);
```

```

        FileInputStream oFIS = new FileInputStream(oGetOpt.getOption(OPT_FILENAME));
        CryptoParser oParser = new DictionaryBasedParser(oFIS);
        oParser.parse();
    }
    else
    {
        Debug.debug("Analyzing text...");

        // Re-load stored trained stats.
        LanguageStatistics oStats = new LanguageStatistics();

        oStats.setDumpMode(IStorageManager.DUMP_GZIP_BINARY);
        oStats.setFilename(oStats.getClass().getName() + "." + oStats.getDefaultExtension());
        oStats.restore();

        //Debug.debug(oStats);
        oCryptanalysis.setStatistics(oStats);
        oCryptanalysis.analyze(oInputText, System.out);
    }
}

/*
 * Encryption
 */
else if(oGetOpt.isActiveOption(OPT_ENCRYPT))
{
    ICipher oCipher = null;

    if(oGetOpt.isActiveOption(OPT_SPN_CIPHER))
    {
        oCipher = new SPN();
    }
    else if(oGetOpt.isActiveOption(OPT_SUBSTITUTION_CIPHER))
    {
        oCipher = new Substitution();

        //prepare key
        String strPermutationKey = oGetOpt.getOption(OPT_KEY);
        char[] acKey = strPermutationKey.toCharArray();
        char[] acOriginal = new char[acKey.length];

        //Assumes English characters only for now
        int iBase = 'A';

        for(int i = 0; i < acKey.length; i++)
        {
            acOriginal[i] = (char)(iBase + i);
        }

        ((Substitution) oCipher).setPermutation(acOriginal, acKey);
    }
    else
    {
        oCipher = new Shift();
    }
}

```

```
        //System.out.println("Encrypting text...");
        oCipher.encrypt(oInputText, oOutputText);
        //System.out.println("Encryption done.");
    }
else if(oGetOpt.isActiveOption(OPT_DECRYPT))
{
    ICipher oCipher = null;

    if(oGetOpt.isActiveOption(OPT_SPN_CIPHER))
    {
        oCipher = new SPN();
    }
else if(oGetOpt.isActiveOption(OPT_SUBSTITUTION_CIPHER))
    {
        oCipher = new Substitution();
    }
else
    {
        oCipher = new Shift();
    }

    oCipher.decrypt(oInputText, oOutputText);
}

/*
 * Training
 */
else if(oGetOpt.isActiveOption(OPT_TRAIN))
{
    Debug.debug("Training...");

    if(oGetOpt.isActiveOption(OPT_LANG_STATS))
    {
        Debug.debug("Training language statistics.");

        StatisticsBuilder oBuilder = new StatisticsBuilder();
        LanguageStatistics oStats = oBuilder.createStatistics();

        oBuilder.addToStatistics(oStats, oInputText);

        // Serialize stats data to be reloaded
        // in the future when running an attack.
        // It is dumped gzip compressed with the name of the
        // class as a filename with a .gzbin extension.
        oStats.setDumpMode(IStorageManager.DUMP_GZIP_BINARY);
        oStats.setFilename(oStats.getClass().getName() + "." + oStats.getDefaultExtension());
        oStats.dump();

        // Prints out a text representation of the language statistics object
        System.out.println(oStats);
    }
else if(oGetOpt.isActiveOption(OPT_DICT_PARSER))
    {
        Debug.debug("Training dictionary-based parser.");
        DictionaryBasedParser oParser = new DictionaryBasedParser(oInputText);
        oParser.train();
    }
}
```



```

    }
    else if(oGetOpt.isActiveOption(OPT_NGRAM_PARSER))
    {
        Debug.debug("Training N-gram-based parser.");
        CharacterNgramBasedParser oParser = new CharacterNgramBasedParser(oInputText);
        oParser.train();
    }
    else
    {
        throw new Exception("No valid training module type found.");
    }

    Debug.debug("Training done.");
}

/*
 * Check matchedness
 */
else if(oGetOpt.isActiveOption(OPT_CHECK_MATCHEDNESS)){
    MatchednessChecker oChecker = new MatchednessChecker();
    double result = oChecker.computeMatchedness(oInputText,oInputTextCompare);
    System.out.println( oGetOpt.getOption(OPT_FILENAME) + " vs " +
        oGetOpt.getOption(OPT_TARGET_FILE) + "\n\tmatching at : "+
        result*100 + " %");

    System.out.println("Statistics for each monogram: ");
    char[] monograms = oChecker.getTrackedMonograms();
    for (int i = 0; i < monograms.length; i++)
    {
        System.out.println("\t" + monograms[i] + ": " +
            oChecker.getMonogramMatchednessStatistics(monograms[i]) * 100 + "%" );
    }
}
}
}
catch(Exception e)
{
    System.err.println(e.getMessage());
    e.printStackTrace(System.err);
    System.exit(1);
}
}

public static final void usage()
{
    System.out.println
    (
        "Cryptolysis $Revision: 1.19 $\n"
        + "A Cryptanalysis Framework for Classical Ciphers\n"
        + "Author: CIISE Security Investigation Initiative\n\n"

        + "Usage:\n\n"
        + "  java Cryptolysis --help | -h\n"
        + "      displays usage information\n\n"

        + "  java Cryptolysis --version\n"
    )
}

```

```
+ "      displays version information\n\n"

+ "  java Cryptolysis [ OPTIONS ] [ --debug ]\n"
+ "      does cryptoanalysis and cryptography-related tasks\n\n"

+ "Where options are one of the following:\n\n"
+ "  --analyze [ --parse ] [ ATTACK ] [ FILENAME ]\n"
+ "  --encrypt [ CIPHER ] [ FILENAME KEY TARGETFILE ]\n"
+ "  --decrypt [ CIPHER ] [ FILENAME KEY TARGETFILE ]\n"
+ "  --train STATSMODULE [ FILENAME ]\n"
+ "  --checkmatch FILENAME FILENAME \n\n"

+ "Where ATTACK is one or more of the following:\n\n"
+ "  -stats    Statistical N-gram Model Attack\n"
+ "  -genetic  Genetic Algorithm Attack\n"
+ "  -anneal   Simulated Annealing Attack\n"
+ "  -tabu     Tabu Search Attack\n\n"

+ "Where CIPHER is one or more of the following:\n\n"
+ "  -shift    Shift Cipher\n"
+ "  -subst    Substitution Cipher\n"
+ "  -spn      SPN Cipher\n\n"

+ "Where STATSMODULE is one of the following:\n\n"
+ "  -dict     Dictionary-based\n"
+ "  -ngram    Character N-gram based\n"
+ "  -lang     Language N-gram statistics\n"
);
}
}

// EOF
```

---

# Index

## API

analyze(), 4

Cryptolysis, 16

decrypt(), 4

encrypt(), 4

Applications, 12

Architecture, 4

Introduction, 3

Java, 3

## Libraries

MARF, 3

Results, 13

## Tools

MARF, 3