

PLANE SQUARE TILINGS

MATHIEU DUTOUR SIKIRIĆ

ABSTRACT. We consider here square tilings of the plane. By extending the formalism introduced in [3] we build a correspondence between plane maps endowed with an harmonic vector and square tilings satisfying a condition of regularity. In the case of periodic plane square tiling the relevant space of harmonic vectors is actually isomorphic to the first homology group of a torus. So, periodic plane square tilings are described by two parameters and the set of parameters is split into angular sectors.

The correspondence between symmetry of the square tiling and symmetry of the plane maps and harmonic vectors is discussed and a method for enumerating the regular periodic plane square tilings having r orbits of squares is outlined.

1. INTRODUCTION

The face-to-face plane square tiling $[0, 1]^2 + \mathbb{Z}^2$ is the most basic example of plane tiling. An interesting variation, found on many city squares, is the plane tiling by squares of two different size and no face-to-face adjacency (see Figure 1). The next interesting case, i.e. the classification of plane tilings with no face-to-face adjacency and 3 orbits of squares of different square sizes was begun in [7] and completed in [8, 10, 1] by using classical methods of tiling theory. In parallel to this in [3] an electrical network formalism was introduced for the dissection of rectangles into squares of unequal length (see [6] for a very good history of the problem).

In Section 2, we propose a combinatorial formalism for describing plane square tilings satisfying the condition that there is no line containing an infinity of edges of square. The correspondence associates to any such tiling a plane map \mathcal{M} and an harmonic vector w on it. Reversely, for every plane map and harmonic vector we define an unextendible plane square packing, which is actually a tiling in many

The author has been supported by the Croatian Ministry of Science, Education and Sport under contract 098-0982705-2707. The author also thanks Y. Itoh for having invited him in Hayama where this research was initiated.

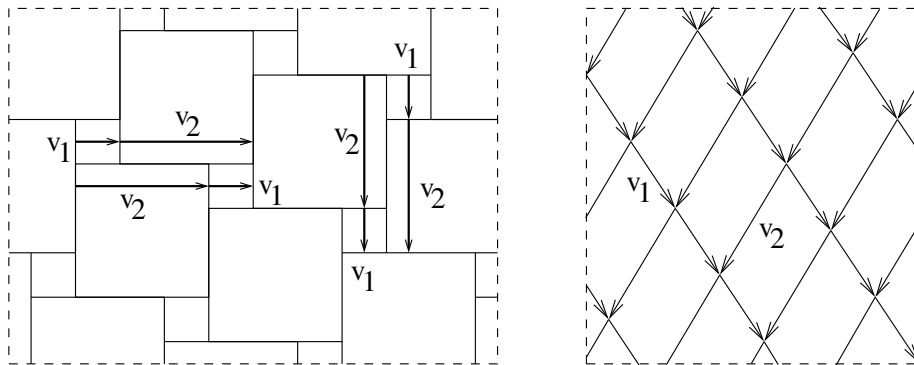


FIGURE 1. The city square tiling and the corresponding plane map

cases. This directly extends the work of [3] for dissection of rectangles to square plane tilings.

In Section 3, we identify, in the periodic case, the harmonic vectors to homology classes. That is, to any edge finite periodic tiling \mathcal{T} of the plane by squares, we associate a periodic plane maps \mathcal{M} . Then the tiling \mathcal{T} is described in terms of two parameters which correspond to the first homology group of \mathcal{M} quotiented by its group of translations. However, in the non-periodic case, such an identification is not possible and the variety of tilings is much greater.

In Section 4, we see that the space of possible parameters of a square packing does not correspond in general to the full homology group. In general, the two dimensional space of the first homology group of a torus is split into angular sector containing the origin. We look at how the 8 periodic square tilings of [8, 10, 1] are thus described.

The wallpaper symmetry groups of such tilings are restricted and in Section 5 we consider how the symmetries of a periodic square tiling correspond to the symmetries of the corresponding toroidal map. We then introduce a systematic method for enumerating the periodic regular square tilings with r orbits of squares.

2. HARMONIC VECTOR FORMALISM

For a tiling of the plane or a rectangle by squares aligned along the x axis, we call *horizontal edge*, respectively *vertical edge*, the edges of squares aligned with x -axis, respectively y -axis. An *horizontal face* is the set of horizontal edges contained in an horizontal line. See an example on Figure 2. Similarly we define vertical faces.

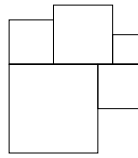


FIGURE 2. An horizontal face

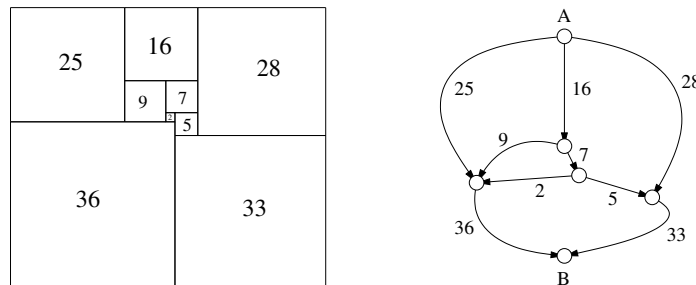


FIGURE 3. Dissection of rectangle into squares and corresponding electrical network

In [3] the problem of dissecting a rectangle into squares of unequal size was considered. There, to any such dissection into n squares is associated an electrical circuit on n wires each of conductance 1. This electrical circuit forms a finite planar graph between two points A and B . For an horizontal face, the sum of lengths of above edges should be equal to the sum of lengths of below edges; this is translated in conservation of currents at vertices. Similarly equality of sum of lengths at vertical edges correspond to voltage equality in faces. Picture 3 from [3] indicates the correspondence in an example.

For tiling of the plane by squares, the correspondence goes along the same lines but some technical conditions are needed. A square tiling is called *edge finite* if all its vertical and horizontal faces contain a finite number of vertical and horizontal edges. A vertex is called *singular* if it is contained in exactly 4 different squares. A plane square tiling is called *regular* if it is edge finite and has no singular vertices.

By a *plane graph* \mathcal{M} we mean a graph which can be drawn on the plane such that any two edges if not disjoint intersect only at their vertices. The *faces* of \mathcal{M} are the connected components of the plane minus vertices and edges. We denote by $V(\mathcal{M})$, $E(\mathcal{M})$ and $F(\mathcal{M})$ the set of vertices, edges and faces of \mathcal{M} . A *plane map* is a connected plane graph such that any face is bounded and any compact subset of the plane contains only a finite number of vertices and edges. Such a map is necessarily infinite. A plane map is called *periodic* if it is invariant

under translation in two non-parallel directions. Of course periodic plane maps correspond to toroidal maps and we can use the notions of vertices, edges and faces for tori.

Given a plane map \mathcal{M} a *directed edge* \vec{e} is a pair (v, e) with v a vertex and e an edge containing v . For a vertex v , edge e , or face f we denote by $\vec{E}(v)$, $\vec{E}(e)$, or $\vec{E}(f)$ the set of directed edges originating from v , contained in e , or having f on the right. An *harmonic vector* $w = (w_{\vec{e}})$ of a plane map \mathcal{M} is a vector defined over the set of directed edges such that for any $v \in V(\mathcal{M})$, $e \in E(\mathcal{M})$, $f \in F(\mathcal{M})$ we have:

$$0 = \sum_{\vec{e} \in \vec{E}(v)} w_{\vec{e}} = \sum_{\vec{e} \in \vec{E}(e)} w_{\vec{e}} = \sum_{\vec{e} \in \vec{E}(f)} w_{\vec{e}}.$$

We denote by $Harm(\mathcal{M})$ the vector space of harmonic vectors of \mathcal{M} . If \mathcal{M} is a periodic map then we denote by $Harm^{per}(\mathcal{M})$ the vector space of periodic harmonic vector. For any edge $e = (v_1, v_2)$ we have two directed edges (v_1, e) and (v_2, e) and the relation $w_{(v_1, e)} + w_{(v_2, e)} = 0$. Thus we can define $w_e = |w_{(v_1, e)}| = |w_{(v_2, e)}|$. When drawing plane maps and their harmonic vectors, it is convenient to choose an orientation on each edge and to write down the value of the harmonic vector next to it.

We now construct to an edge finite square tiling \mathcal{T} a plane map \mathcal{M} and a vector $w \in Harm(\mathcal{M})$. In this correspondence, every square corresponds to an edge. Faces of \mathcal{M} correspond to horizontal faces of \mathcal{T} and vertices of \mathcal{M} to vertical faces of \mathcal{T} . For regular square tilings the map \mathcal{M} is uniquely defined. However, if \mathcal{T} has a singular vertex then there are two ways to define the horizontal and vertical faces and this affects the map \mathcal{M} : either the singular vertex is contained in one horizontal face and two vertical faces from above and below or it is contained in one vertical face and two horizontal faces from left and right (See in Figure 4 an example of this ambiguity). Note that all the plane tilings by squares considered in [7] are regular.

Theorem 1. *For an edge finite plane square tiling \mathcal{T} , there exists a plane map \mathcal{M} and a harmonic vector $w \in Harm(\mathcal{M})$ such that:*

- (i) *Every square of \mathcal{T} corresponds to an edge e of \mathcal{M} with w_e being the size of the square.*
- (ii) *For a choice of horizontal and vertical faces in \mathcal{T} the map \mathcal{M} is uniquely defined; its vertices correspond to horizontal faces of \mathcal{T} and its faces to vertical faces of \mathcal{T} .*
- (iii) *If \mathcal{T} is periodic and the choice of horizontal and vertical faces is done in a periodic way then the map \mathcal{M} and the vector w are also periodic.*

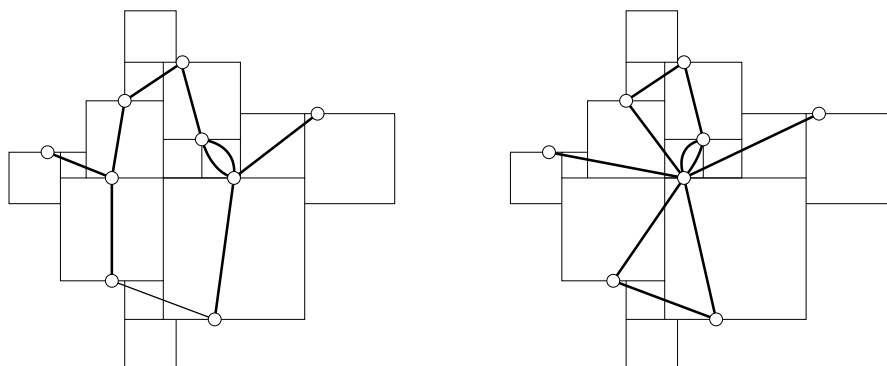


FIGURE 4. A singular vertex and the two possible graphs \mathcal{M} locally around it according to the choice of vertical and horizontal faces

- (iv) *If \mathcal{T} is regular then \mathcal{M} is determined uniquely. In that case, if \mathcal{T} is rotated by 90 degrees then \mathcal{M} is changed into its dual \mathcal{M}^* .*

Proof. Let us take a choice of horizontal and vertical faces in \mathcal{T} . We put a vertex in the middle of every horizontal face. Also, for every square of \mathcal{T} we put an edge between the upper horizontal face and the lower horizontal face, see Figure 4 for an example. Clearly, the vertical faces of \mathcal{T} correspond to faces of \mathcal{M} and (ii) follows. If C is a square of \mathcal{T} then there are vertices v, v' corresponding to the horizontal faces in which the upper, respectively lower, edge of C are contained. We orient \vec{e} from v to v' and set $w_{\vec{e}} = d$ with d the size of C . For the reversed directed edge, we take the opposite value. One checks that the vector w thus defined is harmonic and (i) follows. (iii) is clear since the above process is uniquely defined once the horizontal and vertical faces are chosen. If \mathcal{T} is regular then there is only one possible choice of horizontal and vertical faces. Furthermore, in that case rotating by 90 degrees corresponds to taking the dual and (iv) follows. \square

We now want to define a square tiling of the plane from a plane map and an harmonic vector. Before that we state a lemma that is essential to this construction:

Lemma 1. *If \mathcal{M} is a plane map and $w \in \text{Harm}(\mathcal{M})$ then:*

- (i) *If v is a vertex of \mathcal{M} and e_1, \dots, e_N are the directed edges coming from v cyclically ordered then up to rotation the sign shape is $(+^a, 0^n, -^b, 0^m)$ with $a + n + b + m = N$*
- (ii) *If f is a face of \mathcal{M} and e_1, \dots, e_N are the directed edges around f cyclically ordered then up to rotation the sign shape is $(+^a, 0^n, -^b, 0^m)$ with $a + n + b + m = N$*

Proof. This property is established in Lemma 4.11 of [3] in the context of dissection of rectangles by squares. One notices that the proof given there does not depend on the hypothesis of conductance equal to 1.

Now for a given plane map \mathcal{M} and $w \in \text{Harm}(\mathcal{M})$, let us select a vertex v of \mathcal{M} . We can find a block \mathcal{B} of faces that contains v and cut all edges outside of \mathcal{B} . Now by adding edges with the right conductance around \mathcal{B} one can close the set of circuit and get a set of wires with the current coming from a vertex A and arriving at B . Thus we can apply Lemma 4.11 in [3] and conclude. \square

We can encode dissection of rectangle by rectangles by a similar formalism as the one of [3]. In the correspondence, rectangles of side length a, b are associated to wires of conductance a/b . Thus the spirit of the above lemma is that a finite set of squares can be completed to a rectangle by adding some rectangles.

For a plane map \mathcal{M} the *medial map* $\text{Med}(\mathcal{M})$ is the map obtained by putting a vertex on every edge of \mathcal{M} and having two edges adjacent if and only if they share a face and a vertex. The resulting map $\text{Med}(\mathcal{M})$ is 4-valent and we have $\text{Med}(\mathcal{M}) = \text{Med}(\mathcal{M}^*)$. The dual $(\text{Med}(\mathcal{M}))^*$ is bipartite and its bipartite components correspond to \mathcal{M} and \mathcal{M}^* .

For a general map \mathcal{M} and $w \in \text{Harm}(\mathcal{M})$ we cannot guarantee that we will get square tiling of the plane. Let us call an *unextendible square packing* \mathcal{T} , a plane square packing such that around every square there are only squares and no free space. An example of unextendible square packing which is not a tiling is obtained by taking the subdivision of the upper half plane $\mathbb{R}_+ \times \mathbb{R}$ into unit squares. Then one subdivides the squares in $[0, 1] \times \mathbb{R}$ into squares of sides $1/2$ and then the squares in $[0, 1/2] \times \mathbb{R}$ into squares of sides $1/4$. Continuing in this process one gets an unextendible square packing which is not a tiling.

Theorem 2. (i) *If \mathcal{M} is a plane map and $w \in \text{Harm}(\mathcal{M})$, $w \neq 0$ then there exists an unextendible square packing $\mathcal{T}(\mathcal{M}, w)$ such that by applying the construction of Theorem 1 to the corresponding choice of horizontal and vertical faces we get back \mathcal{M} and w .*

(ii) *The unextendible square packing $\mathcal{T}(\mathcal{M}, w)$ is unique up to translations and is simply connected.*

Proof. By applying Lemma 1 we get that the signs around a vertex or a face of \mathcal{M} are organized in a block of $+$ followed by a block of $-$ with possibly 0 between them. This gives a simple way to reconstruct the square tiling from \mathcal{M} and w . Simply take one edge e of \mathcal{M} and assign it to a square C of opposite corners $(0, 0)$ and (w_e, w_e) . Since e belongs to two vertices this allows to define the horizontal faces over C and below it. The edge e is also contained in two vertical faces and those

define vertical edges on the left and right of C . Let us call two edges of \mathcal{M} *adjacent* if they share a vertex and a face. So, once the position of C is chosen the position of the squares corresponding to edges adjacent to e is also set. After having put the squares around C we can continue in this way for other edges and so we get the uniqueness of $\mathcal{T}(\mathcal{M}, w)$ up to the position of the initial point. But in order to prove the existence we need something else. We need to prove that by defining the position iteratively in the graph $Med(\mathcal{M})$ we always get coherent positions.

Let us take a cycle $\mathcal{C} = \{e_1, \dots, e_N = e_1\}$ of edges with e_i adjacent to e_{i+1} . We associate a square C_i to every edge e_i according to the above defined procedure and we need to prove that $C_1 = C_N$. Without loss of generality we can assume that \mathcal{C} does not self-intersect. Let us now denote by F_1, \dots, F_M the faces inside of \mathcal{C} . By applying the relations satisfied by w around vertices, we can modify \mathcal{C} so that around any vertex of \mathcal{C} the edges turn inward of it. If we change the cycle \mathcal{C} by removing one face F_i which touches the boundary then we do not change the position of the square. This is because the vector w is harmonic and the sum of edge weights is zero around every face. Thus we can remove faces F_i one by one until one is reduced with the trivial cycle $\{e_1\}$ which proves that $C_N = C_1$. Assertion (i) and (ii) follow. \square

3. HOMOLOGY GROUPS

In this section we consider the space of harmonic form, first in the case of a periodic plane graph:

Theorem 3. (i) *For a periodic plane map \mathcal{M} and $w \in Harm^{per}(\mathcal{M})$ the unextendible square packing $\mathcal{T}(\mathcal{M}, w)$ is a periodic square tiling of the plane.*

(ii) *For a periodic plane graph \mathcal{M} , the space $Harm^{per}(\mathcal{M})$ is of dimension 2 and is isomorphic to the first homology group of a 2-dimensional torus.*

Proof. Assertion (i) follows from the uniqueness condition of Theorem 2. The fact that it is a tiling follows from the fact that $|w(e)| \geq C$ with $C > 0$ or $|w(e)| = 0$. This prevents the formation of accumulation points and guarantees that $\mathcal{T}(\mathcal{M}, w)$ is a tiling.

Denote by $L = \mathbb{Z}v_1 + \mathbb{Z}v_2$ the group of translation of \mathcal{M} with v_1 not collinear to v_2 . The torus $\mathbb{T} = \mathcal{M}/L$ is a map with vertices, edges and faces, i.e. it is a cell complex. Moreover, the space $Harm^{per}(\mathcal{M})$ is isomorphic to $Harm(\mathbb{T})$.

For an edge $e = (v_1, v_2)$, the condition $\sum_{\vec{e} \in \vec{E}(e)} w_{\vec{e}} = 0$ is rewritten as $w_{(v_1, e)} + w_{(v_2, e)} = 0$. This simply means that if we choose an orientation on every edge then the space $Harm(\mathbb{T})$ is defined over $\mathbb{R}^{E(\mathbb{T})}$. We can thus build a chain complex:

$$\mathbb{R}^{F(\mathbb{T})} \xrightarrow{d_1} \mathbb{R}^{E(\mathbb{T})} \xrightarrow{d_2} \mathbb{R}^{V(\mathbb{T})}.$$

If one sets the standard scalar products on $\mathbb{R}^{V(\mathbb{T})}$, $\mathbb{R}^{E(\mathbb{T})}$ and $\mathbb{R}^{F(\mathbb{T})}$ then we can define the adjoint d_1^* and d_2^* . The space $Harm(\mathbb{T})$ is then $\text{Ker}(d_2) \cap \text{Ker}(d_1^*)$ and by Hodge Theory (See, for example, Theorem 7.55 in [9]) it is identified with the first homology group $H_1(\mathbb{T}, \mathbb{R})$ with coefficients in \mathbb{R} . Since \mathbb{T} is a torus, $H_1(\mathbb{T}, \mathbb{R})$ is of dimension 2. \square

As a consequence of (ii) we know that if \mathcal{M} is periodic along a lattice L and w is an harmonic vector periodic along a lattice $L' \subset L$ then w is periodic along L as well. If \mathcal{M} is periodic then let us write the lattice L of translations as $L = \mathbb{Z} \vec{t}_1 + \mathbb{Z} \vec{t}_2$. The translations along \vec{t}_i correspond to a cycle γ_i in the quotient \mathcal{M}/L . Let us write γ_i as a cycle of vertices

$$\{v_i^1, v_i^2, \dots, v_i^l\} \text{ with } v_i^l = v_i^1 + \vec{t}_i$$

and the pair $e_i^k = (v_i^k, v_i^{k+1})$ being edges. We can now define the integral of $w \in Harm^{per}(\mathcal{M})$ as

$$\int_{\gamma_i} w = \sum_{k=1}^{l-1} w_{(v_i^k, e_i^k)}.$$

The square tiling $\mathcal{T}(\mathcal{M}, w)$ is periodic and we can write its lattice of translation as $L' = \mathbb{Z} \vec{t}'_1 + \mathbb{Z} \vec{t}'_2$. The y component of \vec{t}'_i is $\int_{\gamma_i} w$. For the x component, one must proceed differently. The harmonic space $Harm^{per}(\mathcal{M}^*)$ is isomorphic to $Harm^{per}(\mathcal{M})$ and one can realize the isomorphism explicitly. It suffices to turn the oriented edges of \mathcal{M} by 90 degrees and assign to them the same edge weight as in \mathcal{M} . If w^* is the induced harmonic vector and γ_i^* are the induced cycles then the x component of \vec{t}'_i is equal to $\int_{\gamma_i^*} w^*$. See in Figure 5 a complete example.

Theorem 3.(ii) is classical and corresponds to the identification of harmonic forms on a compact manifold with real homology classes. However, it is well known that Hodge Theory collapses in the non-compact case. This allows us to build many interesting square tilings:

Theorem 4. *There exists a square tiling of the plane with tiles of size all different such that the size of the tiles grows linearly with the distance from the origin.*

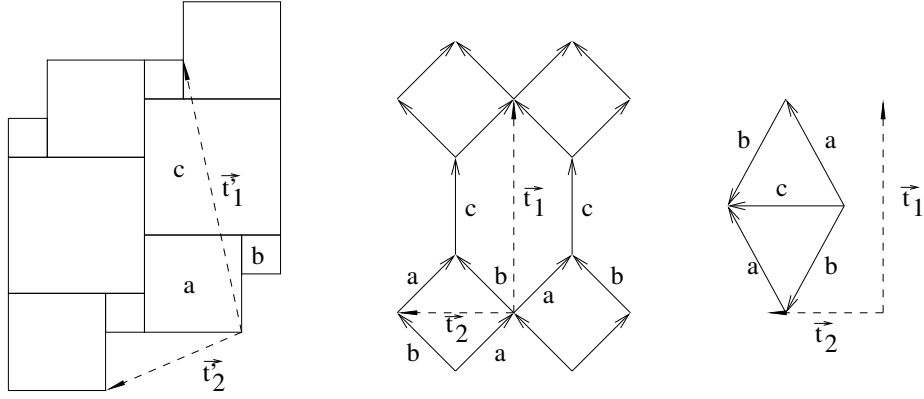


FIGURE 5. A periodic square tiling with translation vectors $t_1 = (b - a, a + b + c)$ and $t_2 = (-a - b, a - b)$. See also the associated plane map \mathcal{M} and its dual \mathcal{M}^*

Proof. Let us consider the plane map \mathbb{Z}^2 formed by a family of squares. Let us assign a value $a(k, l)$, $b(k, l)$ to horizontal, respectively vertical edges according to Figure 6. The fact that this defines an harmonic vector corresponds to the following equations for $k, l \in \mathbb{Z}$:

$$\begin{cases} a(k, l) - a(k - 1, l) + b(k, l) - b(k, l - 1) = 0, \\ a(k, l) + b(k + 1, l) - a(k, l + 1) - b(k, l) = 0. \end{cases}$$

The two solutions below

$$\begin{aligned} w_1 &= \{a(k, l) = 1 \text{ and } b(k, l) = 0\}, \\ w_2 &= \{a(k, l) = 0 \text{ and } b(k, l) = 1\} \end{aligned}$$

form a basis of $Harm^{per}(\mathbb{Z}^2)$. But $Harm(\mathbb{Z}^2)$ is not reduced to it. The next most interesting harmonic vectors are:

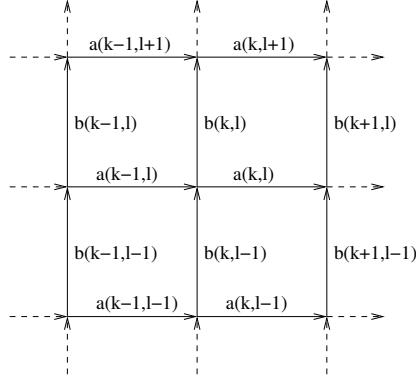
$$\begin{aligned} w_3 &= \{a(k, l) = l \text{ and } b(k, l) = k\} \\ w_4 &= \{a(k, l) = k \text{ and } b(k, l) = -l\} \end{aligned}$$

Now if we set the harmonic vector

$$w = (1/4)w_1 + (1/3)w_2 + w_3 + \sqrt{2}w_4$$

then one sees that $|w(e)| = |w(e')|$ implies $e = e'$ and that the growth of $|w(e)|$ is linear with the distance from the origin. Since w_e goes to infinity on each horizontal and vertical direction of \mathbb{Z}^2 , we get that the unextendible square packing $\mathcal{T}(\mathbb{Z}^2, w)$ is actually a tiling. \square

The above theorem could be seen as a counterexample to a problem posed by C. Pomerance and mentioned in [7]: does there exist a square tiling of the plane with all squares of different size such that after ordering the sizes the growth is less than exponential? However the

FIGURE 6. The edge weight of the map \mathbb{Z}^2

question is not explicitly stated there and if one imposes that square sizes are integral then we do not have the answer to the question.

4. TYPES OF SQUARE TILINGS

Given a periodic plane map \mathcal{M} and $w \in \text{Harm}^{\text{per}}(\mathcal{M})$ we have a corresponding periodic square plane tiling $\mathcal{T}(\mathcal{M}, w)$. By Theorem 3 we can find a basis (w^1, w^2) of $\text{Harm}^{\text{per}}(\mathcal{M})$. So, $w = \alpha_1 w^1 + \alpha_2 w^2$ and this allows us to define the corresponding Sq -domains:

Definition 1. Given a periodic plane map \mathcal{M} and a basis (w^1, w^2) of $\text{Harm}^{\text{per}}(\mathcal{M})$ we define:

- (i) $\text{Plane}(\mathcal{M}, \{w^1, w^2\})$ to be the plane of the parameters (α_1, α_2) .
- (ii) For an edge e of \mathcal{M} , we choose an oriented edge $\vec{e} \in \vec{E}(e)$ and define a line $L(e)$ to be the set of $(\alpha_1, \alpha_2) \in \text{Plane}(\mathcal{M}, \{w^1, w^2\})$ such that $\alpha_1 w_{\vec{e}}^1 + \alpha_2 w_{\vec{e}}^2 = 0$.
- (iii) A Sq -domain to be a connected set D of $\text{Plane}(\mathcal{M}, \{w^1, w^2\})$ which is delimited by lines $L(e)$ such that $\alpha_1 w_{\vec{e}}^1 + \alpha_2 w_{\vec{e}}^2$ is of specified sign $\epsilon(e)$ for $\alpha = (\alpha_1, \alpha_2) \in D$.

Given \mathcal{M} and (w^1, w^2) it is very easy to determine all possible Sq -domains. For every edge e of \mathcal{M} we associate the line $\alpha_1 w_{\vec{e}}^1 + \alpha_2 w_{\vec{e}}^2 = 0$ in the plane (α_1, α_2) . All such lines pass by the origin and so the plane is partitioned in a number of angular sectors which are exactly the Sq -domains.

Take now a point near a line $L(e)$. If one goes towards $L(e)$ then the length $w(e)$ of the corresponding square vanish. After one passes through $L(e)$, the square reappears but in a different position. In Figure 7 the eight unilateral plane tilings with three sizes of faces are listed.

They are all regular and we give their corresponding plane maps \mathcal{M} . One notices that the square tilings (2), (3) and (4) are associated to the same periodic plane map.

5. SYMMETRY AND CLASSIFICATION CONSIDERATIONS

Suppose that we have a periodic plane map \mathcal{M} with a group Γ . Any $f \in \Gamma$ defines an action f_* on $Harm^{per}(\mathcal{M})$. The induced action of Γ is actually the action of the point group of Γ .

For a square tiling, rotation axis of order 3 or 6 are forbidden and this leaves $p1$, $p2$ and $p4$ as possible rotation groups. However, we do not know which of the 17 wallpaper groups can occur as group of a periodic square tiling.

Let us now see how groups of \mathcal{M} and their square tiling $\mathcal{T}(\mathcal{M}, w)$ are related:

Proposition 1. (i) *If f is a symmetry of a periodic plane map \mathcal{M} and $w \in Harm^{per}(\mathcal{M})$ the f induces a symmetry of $\mathcal{T}(\mathcal{M}, w)$ if and only if $f_*(w) = \pm w$.*

(ii) *If \mathcal{M} has symmetry $p2$ then all square tilings $\mathcal{T}(\mathcal{M}, w)$ also have symmetry $p2$ at least.*

(iii) *If w is chosen at random in $Plane(\mathcal{M}, \{w^1, w^2\})$ then $\mathcal{T}(\mathcal{M}, w)$ has symmetry $p1$, $p2$ or $p4$.*

Proof. (i) is quite clear. The symmetry $p2$ is the antipodality so of course it satisfies condition (i) and maps itself to the tiling. For a random $w \in Harm^{per}(\mathcal{M})$ no reflection can preserve w and so the symmetry of a generic square tiling is $p1$, $p2$ or $p4$. \square

In order to explain the symmetry $p4$ one has to introduce the notion of self-duality. If one looks at the definition of the harmonic space $Harm(\mathcal{M})$ one remarks that vertices and faces play identical roles. A map is called *self-dual* if the dual \mathcal{M}^* is isomorphic to \mathcal{M} . For the square tiling $\mathcal{T}(\mathcal{M}, w)$ taking the dual corresponds to rotating by 90 degrees. Thus if a regular square tiling has a 4-fold axis then its corresponding plane map \mathcal{M} is necessarily self-dual.

Figure 7 gives for each of the eight plane tiling with 3 orbits of squares of different size the corresponding plane map \mathcal{M} . The first five such tilings have symmetry $p2$ and are defined by two parameters. The last three also have a line of symmetry and this comes from a symmetry of the plane map and harmonic vector. If a symmetry preserves a vector then this fixes some parameter and thus those tilings are defined by just 1 parameter.

We cannot use the construction that we have introduced for the enumeration of plane square tilings with r orbits of squares. The first

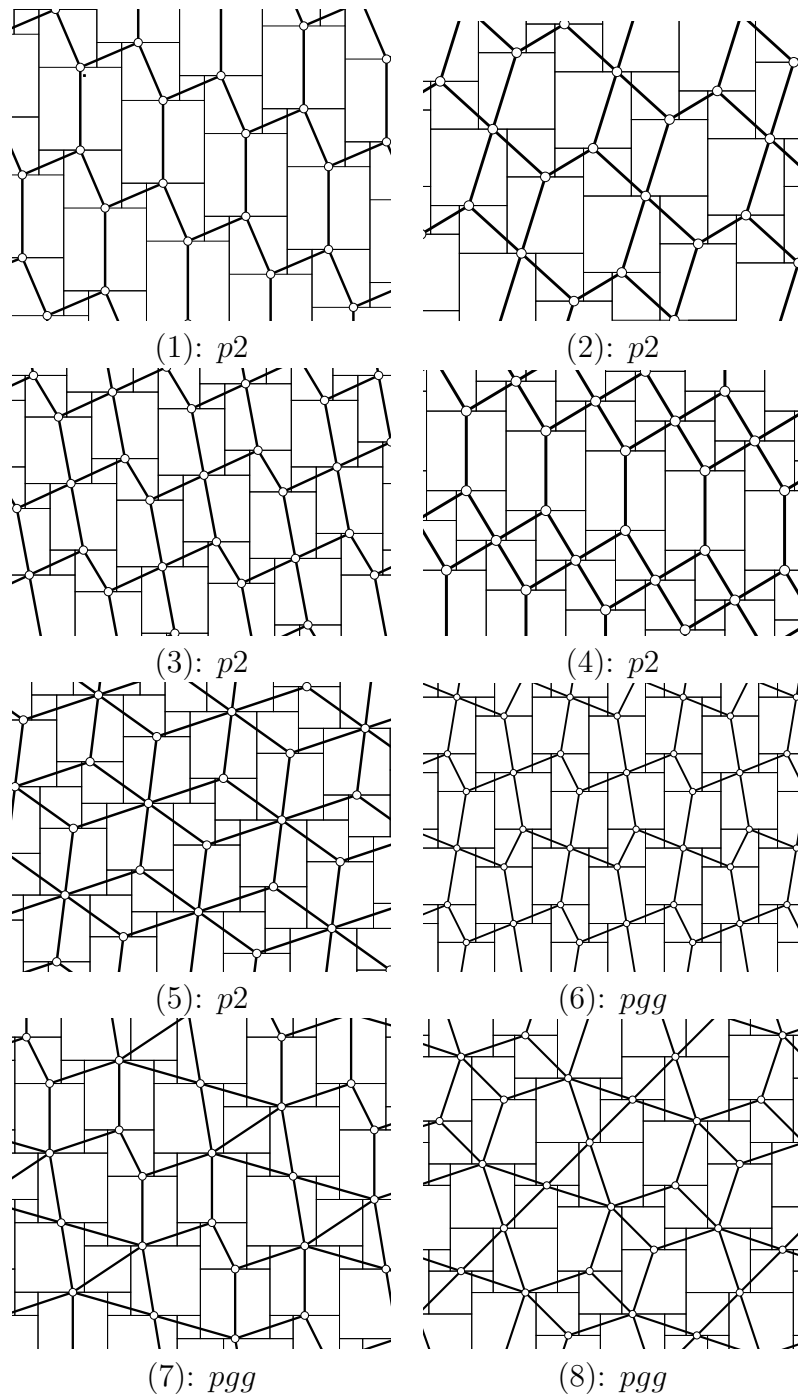


FIGURE 7. The 8 square plane tiling with 3 orbits of squares and their corresponding plane maps

reason is the restriction of edge finiteness. The second reason is that if there is a singular vertex then there is an element of choice in the construction of the map \mathcal{M} , which greatly complexifies the enumeration.

However, if one restricts to regular square tilings, then we can design a possible enumeration strategy. If the square tiling \mathcal{T} does not have a 4-fold axis of symmetry but has r orbits of squares then the corresponding map \mathcal{M} has r orbits of edges. But if \mathcal{T} has a 4-fold axis of symmetry then it comes from the self-duality of \mathcal{M} . The medial operation satisfies $Med(\mathcal{M}) = Med(\mathcal{M}^*)$ and any self-duality of \mathcal{M} corresponds to an ordinary symmetry of $Med(\mathcal{M})$. Moreover, the maps \mathcal{M} and \mathcal{M}^* can be reconstructed easily from $Med(\mathcal{M})$ and this was already used for enumeration of self-dual maps in [5].

Thus we have to enumerate the toroidal maps having r orbits of vertices in order to get the regular square tilings with r orbits of squares by applying the technique of Delaney symbol [4] and the methods of exhaustive enumeration [2]. This should actually be possible for small values of r like $r = 4, 5$. However, as noted in [7] what would be really nice is if the existing square plane tilings of Figure 7 were actually used in city squares.

REFERENCES

- [1] A. Bölskei, *Classification of unilateral and equitransitive tilings by squares of three sizes*, Beiträge zur Algebra und Geometrie **41** (2000) 267–277.
- [2] G. Brinkmann, *Isomorphism rejection in structure generation programs*, Discrete mathematical chemistry, DIMACS Ser. Discrete Math. Theoret. Comput. Sci. **51** (Amer. Math. Soc., 2000) 25–38.
- [3] R. L. Brooks, C. A. B. Smith A. H. Stone and W. T. Tutte, *The dissection of rectangles into squares*, Duke Math. J. **7** (1940) 312–340.
- [4] O. Delgado, D. Huson and E. Zamorzaeva, *The classification of 2-isohedral tilings of the plane*, Geometriae Dedicata **42** (1992) 43–117.
- [5] M. Dutour Sikirić, M. Deza, *4-regular and self-dual analogs of fullerenes*, Mathematics and Topology of Fullerenes, Lecture notes in physics, 2010, to appear.
- [6] I. Gambini, *Quant aux carrés carrelés*, PhD thesis Université de la Méditerranée, 1999.
- [7] B. Grünbaum and G. C. Shephard, *Tilings and Patterns*, W. H. Freeman (1987) 72–81.
- [8] H. Martini, E. Makai and V. Soltan, *Unilateral tilings of the plane with squares of three sizes*, Beiträge zur Algebra und Geometrie **39** (1998) 481–495.
- [9] M. Nakahara, *Geometry, Topology and physics*, Institut of physics publishing, 1989.
- [10] D. Schattschneider, *Unilateral and Equitransitive tilings by squares*, Discrete Comput. Geom. **24** (2000) 519–515.

MATHIEU DUTOUR SIKIRIĆ, RUDJER BOSKOVIĆ INSTITUTE, BIJENICKA 54,
10000 ZAGREB, CROATIA, FAX: +385-1-468-0245
E-mail address: mdsikir@irb.hr