

# Enabling Node Repair in Any Erasure Code for Distributed Storage

K. V. Rashmi, Nihar B. Shah, and P. Vijay Kumar, *Fellow, IEEE*

**Abstract**—Erasure codes are an efficient means of storing data across a network in comparison to data replication, as they tend to reduce network congestion, amount of data stored in the network and offer increased resilience in the presence of node failures. The codes perform poorly though, when repair of a failed node is called for, as they typically require the entire file to be downloaded to repair a failed node. A new class of erasure codes, termed as regenerating codes were recently introduced, that do much better in this respect.

However, given the variety of efficient erasure codes available in the literature, there is considerable interest in the construction of coding schemes that would enable traditional erasure codes to be used, while retaining the feature that only a fraction of the data need be downloaded for node repair. In this paper, we present a simple, yet powerful, framework that does precisely this. Under this framework, the nodes are partitioned into two types and encoded using two codes in a manner that reduces the problem of node-repair to that of erasure-decoding of the constituent codes. Depending upon the choice of the two codes, the framework can be used to avail one or more of the following advantages: simultaneous minimization of storage space and repair-bandwidth, low complexity of operation, fewer disk reads at helper nodes during repair.

## I. INTRODUCTION

In a distributed storage system, information pertaining to a data-file (the *message*) is dispersed across nodes in a network in such a manner that an end-user (whom we term as a *data-collector*) can retrieve the message by tapping into neighboring nodes. It is desirable that a distributed system be reliable and use network resources such as storage and network bandwidth sparingly. The simplest means of increasing reliability of a storage system is through replication, i.e., by storing identical copies of the message in multiple storage nodes. However, for a given level of reliability, such systems are inefficient in storage space utilization as compared to other approaches.

A popular option that reduces network congestion and that leads to increased resiliency in the face of node failures, is to employ erasure coding. Let the message to be stored in the network be represented by a collection of  $B$  message symbols, with each message symbol drawn from a finite field  $\mathbb{F}_q$  of size  $q$ . With erasure codes, data is stored across  $n$  nodes in the network in such a way that the entire message can be recovered by a data-collector by connecting to any arbitrary  $k$  nodes. This process of data recovery is referred to as *data-reconstruction*. Several distributed storage systems such as RAID-6 [1], OceanStore [2] and Total Recall [3] employ such an erasure-coding option.

Another important aspect of distributed storage system design is the handling of node failures [4]–[6]. Upon failure of an individual node, a self-sustaining data storage network must necessarily possess the ability to *repair* (or, *regenerate*) the failed node. A typical means of accomplishing this task under erasure coding, is to first permit the replacement node to download the entire data stored in any  $k$  nodes and then proceed to extract the data that was stored in the failed node. Such a procedure is clearly wasteful of network resources. This raises the natural question as to whether there is a better alternative. Such an alternative is provided by the concept of a *Regenerating code* introduced in the pioneering paper by Dimakis et al. [7] (see also [8], [9]).

In the Regeneration framework introduced in [7], codes whose symbol alphabet is a vector over  $\mathbb{F}_q$ , i.e., an element of  $\mathbb{F}_q^\alpha$  for some parameter  $\alpha > 1$  are employed. Given the vector nature of the code-symbol alphabet, we may equivalently, regard each node as storing a collection of  $\alpha$  symbols, each symbol drawn from  $\mathbb{F}_q$ . Apart from this new parameter  $\alpha$ , two other parameters ( $d, \beta$ ) are associated with the Regeneration framework introduced in [7]. A replacement node is permitted to connect to an arbitrary subset of  $d$  ( $\geq k$ ) nodes out of the remaining  $(n - 1)$  nodes while downloading  $\beta \leq \alpha$  symbols from each node. The  $d$  nodes helping in the repair of a failed node are termed as *helper nodes*. The total amount  $d\beta$  of data downloaded for repair purposes is termed the *repair-bandwidth*. Typically, with a Regenerating code, the average repair-bandwidth  $d\beta$  is small compared to the size of the file  $B$ .

A major result in the field of Regenerating codes is the proof in [7] that uses the cut-set bound of network coding to establish that the parameters of a Regenerating code must necessarily satisfy:

$$B \leq \sum_{i=0}^{k-1} \min\{\alpha, (d - i)\beta\}. \quad (1)$$

It is desirable to minimize both  $\alpha$  as well as  $\beta$  since, minimizing  $\alpha$  results in a minimum storage solution, while minimizing  $\beta$  results in a storage solution that minimizes repair-bandwidth. As can be deduced from (1), it is not possible to minimize both  $\alpha$  and  $\beta$  simultaneously in this framework. Thus there exists a tradeoff between the choices of the parameters  $\alpha$  and  $\beta$ , and this tradeoff is termed as the storage vs repair-bandwidth tradeoff.

Fig. 1 plots the tradeoff for the case when  $B = 27000$  symbols,  $k = 10$  and  $d = 18$ . The two extreme points of the tradeoff are termed the minimum storage regeneration (MSR) point corresponding to minimum storage of data in the network and the minimum bandwidth regeneration (MBR) point corresponding to minimization of the repair-bandwidth.

The authors are with the Dept. of ECE, Indian Institute Of Science, Bangalore, India. Email: {rashmikv, nihar, vijay}@ece.iisc.ernet.in. P. Vijay Kumar is also an adjunct faculty member of the Electrical Engineering Systems Department at the University of Southern California, Los Angeles, CA 90089-2565.

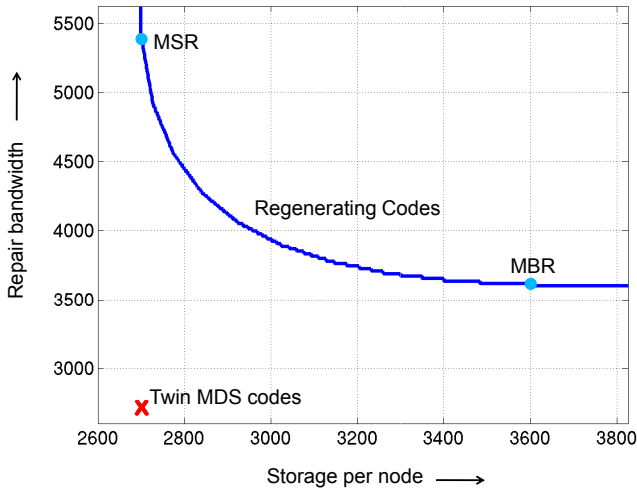


Fig. 1: The storage vs repair-bandwidth tradeoff in the Regenerating codes setup, when  $B = 27000$ ,  $k = 10$ ,  $d = 18$ , and some  $n > 18$ . Also depicted is the operating point (storage = 2700, bandwidth = 2700) of a system using an MDS code in the Twin-code framework.

For the example parameter set, the minimum possible storage space in each node required can be computed to be equal to  $\frac{B}{k} = 2700$  symbols, for which the repair-bandwidth required is at least 5400 symbols. On the other hand, at the MBR point, the minimum possible repair-bandwidth is 3600 symbols, while each node is required to store at least 3600 symbols.

Several schemes and explicit codes are available in the literature, that operate at the extreme points of the tradeoff [10]–[19]. On the other hand, a majority of the remaining points on the tradeoff are shown to be not achievable [12]–[14]. Moreover, the papers [20]–[27] consider alternative models for node-repair in distributed storage; however, codes for these models also necessitate considerable changes in existing systems.

Given the rich history of research on erasure codes, and a wide variety of constructions available in the literature, a natural question that arises is how to enable efficient node-repair in traditional erasure codes. The work in [28], [29] is a step in this direction, where the authors propose schemes to lower the repair-bandwidth of certain existing Array codes.

In the present paper, we propose a novel, simple, yet powerful, ‘Twin-code framework’ for a distributed storage network that facilitates both data-reconstruction and efficient node-repair. Under this framework, nodes in the network are partitioned into two types, labeled as Type 0 and Type 1 nodes respectively. To arrive at the data stored in nodes of Type 0, the message is encoded using a code  $C_0$ . To arrive at the data stored in Type 1 nodes, the message symbols are first permuted by means of simple transposition and then encoded by a second code  $C_1$ . The two codes do not necessarily have to be distinct. Repair of a failed node of one type is accomplished by downloading data from a subset of nodes of the *other* type. Further, a data-collector can recover the entire message by connecting to a subset of the nodes of the *same* type (see Fig. 2).<sup>1</sup> While such a data-reconstruction process

<sup>1</sup>The subsets of nodes to which a data-collector or replacement node can connect to are governed by the decoding algorithms of the constituent codes  $C_0$  and  $C_1$ . This is made clear in Section II.

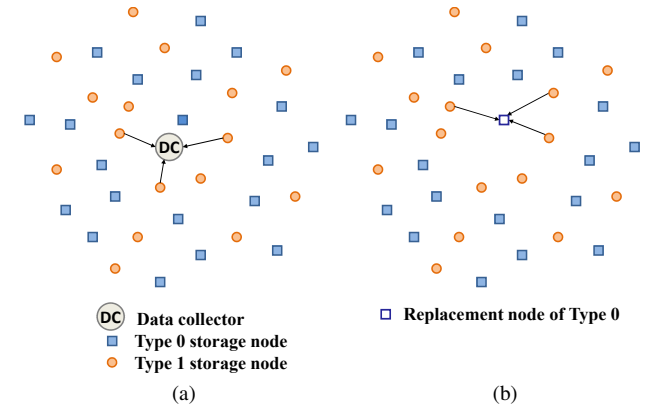


Fig. 2: The setting: (a) a data-collector connecting to a subset of storage nodes of Type 1, and (b) a replacement node of Type 0 connecting to a subset of storage nodes of the opposite type, Type 1.

offers lesser flexibility as compared to traditional erasure codes or Regenerating codes, as we show below, there are several advantages to be gained.

Under this framework, the operations of encoding, data-reconstruction and node-repair employ the encoding and decoding algorithms of the constituent codes. *Viewed from this perspective, the Twin-code approach appears as a means of enabling efficient node-repair in existing erasure codes.* And it is this feature we feel, that makes the approach powerful. The characteristics of the resulting network reflect features such as erasure performance and decoding complexity of the two constituent codes. For example:

(a) when the two constituent codes are chosen to be Maximum-Distance-Separable (MDS), for example Reed-Solomon [30] codes, both storage per node as well as repair-bandwidth are minimized simultaneously, thereby operating at a point beyond the reach of the storage-bandwidth tradeoff limitations under which Regenerating codes are constrained to operate (see Fig. 1 for a comparison).

(b) when the two constituent codes are chosen to be codes such as LDPC [31]–[33]/Fountain codes [34], [35] that possess very low erasure decoding complexity, the result is a distributed storage network in which efficient data-reconstruction and node-repair can be carried out in low-complexity fashion. When codes possessing sparse generator matrices are employed, the repair can be carried out with very few disk reads at the helper nodes.

(c) when the two constituent codes are chosen to be MDS Array codes, such as EVENODD codes [36], they minimize both resources, as well as lower the complexity to a certain extent. The latter is by virtue of the property of Array codes that they operate in the binary field and employ XOR operations alone.

The Twin-code framework, as well as a specialization to the case when the constituent codes are MDS, is provided in the next section, Section II. The principal advantages of this framework are presented in Section III.

## II. THE TWIN-CODE FRAMEWORK

Under the Twin-code framework, the  $n$  storage nodes in the network are partitioned into two categories, consisting

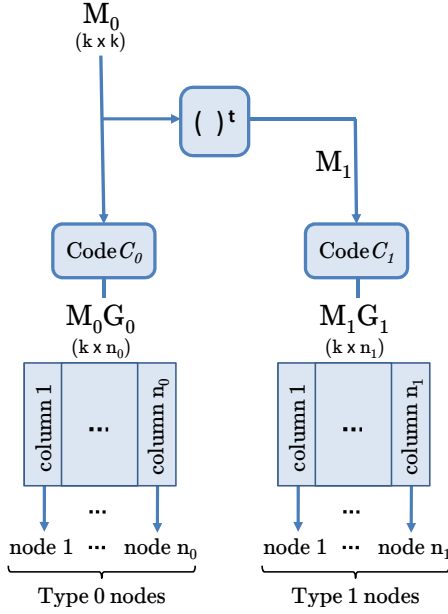


Fig. 3: The encoding procedure under the Twin-code framework.

of  $n_0$  and  $n_1$  nodes, which we will refer to as *Type 0* and *Type 1* nodes respectively. The message to be stored across the network comprises of  $B$  symbols drawn from the finite field  $\mathbb{F}_q$ . For  $i = 0, 1$ , let  $C_i$  be an arbitrary  $[n_i, k]$  code over  $\mathbb{F}_q$  having  $(k \times n_i)$  generator matrix  $G_i$ . Let  $\underline{g}_{(i,\ell)}$  ( $1 \leq \ell \leq n_i$ ) denote the  $\ell^{\text{th}}$  column of  $G_i$ .

#### A. Encoding

The message is first divided into fragments comprising of  $k^2$  symbols.<sup>2</sup> The rest of the section describes the code for a single fragment, and constructions for the case when the size of the message is larger can be obtained by concatenating multiple such fragments. Thus, we have

$$B = k^2. \quad (2)$$

Let the  $k^2$  symbols be arranged in the form of a  $(k \times k)$  matrix  $M_0$ , which we will call the *message matrix*. Define a second  $(k \times k)$  matrix  $M_1$  as

$$M_1 \triangleq M_0^t, \quad (3)$$

where the superscript ‘ $t$ ’ denotes the transpose. For  $i = 0, 1$ , the data stored in the nodes of Type  $i$  is obtained using code  $C_i$  and message matrix  $M_i$  as follows. Each node of Type  $i$  stores the  $k$  symbols corresponding to a column of the  $(k \times n_i)$  matrix  $M_i G_i$ . More specifically, node  $\ell$  ( $1 \leq \ell \leq n_i$ ) stores the symbols in its  $\ell^{\text{th}}$  column (see Fig. 3), given by

$$M_i \underline{g}_{(i,\ell)}. \quad (4)$$

We will refer to  $\underline{g}_{(i,\ell)}$  as the *encoding vector* of this node. Thus, under our encoding algorithm, every node stores  $k$  symbols.<sup>3</sup>

Next we discuss the processes of data-reconstruction and node-repair. Under the Twin-code framework, the process of

node-repair is reduced to one of erasure decoding of the constituent codes. This is described in detail in the subsequent subsections. Here, we define the term *feasible set of nodes* which will aid in the description.

**Definition 1 (Feasible set of nodes):** A feasible set of nodes is a set of nodes of the *same* type, say Type  $i$ ,  $i \in \{0, 1\}$ , such that the components of the codeword of the Code  $C_i$  stored in these nodes permit erasure decoding of Code  $C_i$ . For example, in the case when Code  $C_0$  is MDS<sup>4</sup>, any set of  $k$  nodes of Type 0 is a *feasible set*.

In the sections to follow, we first discuss data-reconstruction and node-repair for the case when both  $C_0$  and  $C_1$  are MDS codes, before moving on to the general case. We do this for two reasons: (a) MDS codes serve as a simple and concrete example, and (b) MDS codes turn in a strong performance in that they simultaneously minimize the storage per node as well as the amount of download required to repair a failed node. We call the codes resulting from the Twin-code framework when the constituent codes are MDS as *Twin-MDS (distributed storage) codes*.

#### B. Twin-MDS Codes: Minimizing Both Storage Per Node and Repair-Bandwidth

In this subsection, we specialize to the case when both  $C_0$  and  $C_1$  are MDS codes over  $\mathbb{F}_q$ . Under the Twin-code framework, data-reconstruction can be accomplished by downloading the data stored in *any* feasible set of nodes of the *same* type. A failed node of one type can be repaired by downloading one symbol each from *any* feasible set of nodes of the *other* type. In the present case, the constituent codes  $C_0$  and  $C_1$  are MDS, and permit decoding from any  $k$  nodes. Thus, in this case,

- a data-collector can recover the entire file by connecting to *any*  $k$  nodes of the same type and downloading the  $k^2$  symbols stored in them, and
- a replacement node of a certain type can recover the  $k$  symbols that were stored in the failed node by downloading a single symbol over  $\mathbb{F}_q$  from *any* subset of  $k$  nodes belonging to the other type.<sup>5</sup>

To see how data-reconstruction is accomplished in this case, let us assume without loss of generality that the data-collector connects to the first  $k$  nodes of Type 1. Thus, the data-collector gains access to the  $k^2$  symbols:

$$M_1 \begin{bmatrix} \underline{g}_{(1,1)} & \cdots & \underline{g}_{(1,k)} \end{bmatrix}. \quad (5)$$

The MDS property of code  $C_1$  guarantees linear independence of the corresponding  $k$  columns of  $G_1$ , and hence the data-collector can recover the message matrix  $M_1$  by inverting the matrix formed by these columns.

Equivalently, the action of the data-collector can also be viewed as erasure decoding of code  $C_1$  in the presence of  $(n_1 - k)$  erasures. To see this, consider the  $k$  symbols in the

<sup>2</sup>In the terminology of distributed storage, each such fragment is called a *stripe*.

<sup>3</sup>It can be shown that the encoded symbols correspond to the first and third quadrants of a Product-code [37] built out of the constituent codes. For lack of space, we do not elaborate here.

<sup>4</sup>The generator matrix of an  $[n, k]$  MDS code has the property that any  $k$  of its columns are linearly independent.

<sup>5</sup>Regenerating codes permit node-repair using *any*  $d$  ( $\geq k$ ) nodes in the system. However for a setting where storage per node is to be minimized (MSR), the value of  $d$  must be much larger than  $k$  to make the repair-bandwidth close to the fraction of data stored per node.

first row of the matrix in equation (5). Clearly, these are  $k$  components of the codeword of code  $C_1$  corresponding to the  $k$  message symbols in the first row of  $M_1$ . Thus, each of the rows of message matrix  $M_1$  can be decoded independently, allowing the data-collector to perform scalar decoding of the vector code.

To see how node-repair is accomplished in this case, let us assume that node  $f$  of Type 0 fails. Thus the replacement node needs to recover the  $k$  symbols

$$M_0 \underline{g}_{(0,f)}. \quad (6)$$

We further assume without loss of generality that it connects to the first  $k$  nodes of Type 1. Under the Twin-code framework, the replacement node makes known its identity to each of the helper nodes. In turn, the  $\ell^{th}$  helper node ( $1 \leq \ell \leq k$ ) passes the inner product of the  $k$  symbols  $M_1 \underline{g}_{(1,\ell)}$  stored in it with the encoding vector  $\underline{g}_{(0,f)}$  of the failed node:  $\underline{g}_{(0,f)}^t M_1 \underline{g}_{(1,\ell)}$ . Thus, the replacement node gains access to the  $k$  symbols

$$\underline{g}_{(0,f)}^t M_1 \begin{bmatrix} \underline{g}_{(1,1)} & \cdots & \underline{g}_{(1,k)} \end{bmatrix}. \quad (7)$$

Now, setting

$$\underline{\mu}^t \triangleq \underline{g}_{(0,f)}^t M_1, \quad (8)$$

we see that the replacement node has access to

$$\underline{\mu}^t \begin{bmatrix} \underline{g}_{(1,1)} & \cdots & \underline{g}_{(1,k)} \end{bmatrix}. \quad (9)$$

It is clear that  $\underline{\mu}^t$  can be recovered by erasure decoding of the MDS code  $C_1$  under  $(n_1 - k)$  erasures. Recall that by construction, we have  $M_0 = M_1^t$ , and hence

$$\underline{\mu} = (\underline{g}_{(0,f)}^t M_1)^t = M_0 \underline{g}_{(0,f)}. \quad (10)$$

Thus, the vector  $\underline{\mu}$  comprises of precisely the  $k$  symbols required by the replacement node. It follows that repair of a node of Type 0 is reduced to erasure decoding of code  $C_1$ .

**Optimality:** The Twin-MDS codes are optimal in the following sense. Under the data-reconstruction condition that (a) the message be recoverable from one or more subsets of  $k$  nodes, (b) every node must belong to at least one such subset, and (c) each node store an equal amount of data, the storage space of  $\frac{B}{k} = k$  symbols required per node is clearly the minimum required. Furthermore, the download of  $k$  symbols from the network to recover the  $k$  symbols stored prior to failure, is also clearly the minimum possible. Thus, Twin-MDS codes simultaneously minimize the storage and the repair-bandwidth. The operating point of Twin-MDS codes, as compared to Regenerating codes is depicted in Fig. 1. We note that while simultaneous minimization of the two resources is achieved in the Twin-code framework, the setting offers lesser flexibility as compared to Regenerating codes.

Fig. 4 illustrates a numerical example, where the network has  $n = 9$  nodes, with  $n_0 = 4$ ,  $n_1 = 5$ ,  $k = 3$ , giving  $B = k^2 = 9$ . The code presented operates over the finite field  $\mathbb{F}_7$ . The message matrices  $M_0$  and  $M_1 (= M_0^t)$  populated by the message symbols  $\{m_i\}_{i=1}^9$ , and the generator matrices  $G_0$  and  $G_1$  are:

$$M_0 = \begin{bmatrix} m_1 & m_4 & m_7 \\ m_2 & m_5 & m_8 \\ m_3 & m_6 & m_9 \end{bmatrix}, G_0 = \begin{bmatrix} 1 & 0 & 0 & 1 \\ 0 & 1 & 0 & 1 \\ 0 & 0 & 1 & 1 \end{bmatrix}, G_1 = \begin{bmatrix} 1 & 0 & 1 & 1 & 1 \\ 0 & 0 & 1 & 2 & 3 \\ 0 & 1 & 1 & 3 & 2 \end{bmatrix}.$$

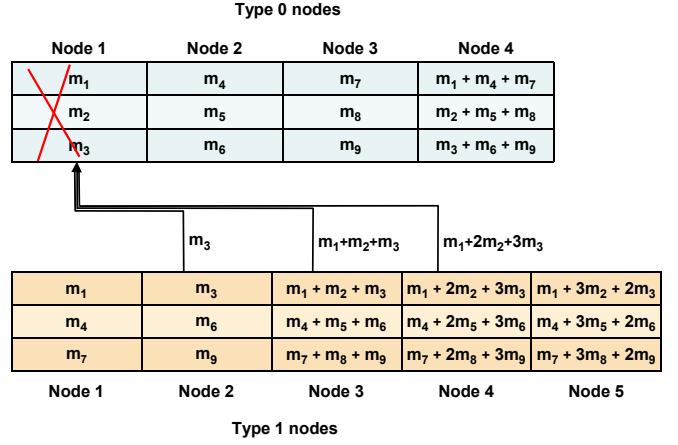


Fig. 4: An example of the Twin-code framework with  $C_0$  and  $C_1$  as MDS codes with parameters  $n_0 = 4$ ,  $n_1 = 5$  and  $k = 3$ .

The figure shows on the top, the symbols stored in the nodes of Type 0, and on the bottom, the symbols stored in the nodes of Type 1. It can be verified that this code permits a data-collector to reconstruct the entire message from any three nodes of the same type. The figure also explains the repair of node 1 of Type 0, which has an encoding vector  $[1 \ 0 \ 0]^t$ , with the help of nodes 2, 3 and 4 of Type 1.

### C. The Twin-Code Framework in a General Setting

In this subsection, we describe the Twin-code framework applied to arbitrary linear block codes  $C_0$  and  $C_1$ . By a linear code we mean a code where every code symbol can be expressed as a linear combination of the message symbols. We consider each symbol to belong to the finite field  $\mathbb{F}_q$ . Data is encoded onto the network as described in Section II-A, and it remains to explain how data-collection and node-repair are accomplished.

Under the Twin-code framework, a data-collector can recover the entire message by connecting to *any* feasible subset of nodes of the *same* type. To see how data-reconstruction is accomplished, let us suppose that the data-collector connects to a feasible subset of Type 1 nodes. Restricting our attention to nodes of Type 1 alone, the system is identical to a distributed storage system employing only code  $C_1$ . Thus, the data-collector connecting to a feasible subset can recover the entire message by applying the decoding procedure of code  $C_1$ ,  $k$  times.

We now turn our attention to node-repair. Under the Twin-code framework, a replacement node of a certain type can recover the symbols stored in the failed node by downloading a single symbol from *any* feasible subset of the *other* type. Our repair algorithm reduces the problem of node-repair to one of data-reconstruction, however with an amount of download which is close to a small fraction of the entire data.

To see how node-repair is accomplished, let us assume that the failure of node  $f$  of Type 0. The replacement node desires to recover the  $k$  symbols  $M_0 \underline{g}_{(0,f)}$ . Under the Twin-code framework, the replacement node connects to a feasible set of Type 1 nodes and makes known its identity. In turn, each helper node passes back an inner product of the  $k$  symbols

$M_1 \underline{g}_{(1,\ell)}$  stored in it with the encoding vector  $\underline{g}_{(0,f)}$  of the failed node: helper node  $\ell$  passes the symbol

$$\underline{g}_{(0,f)}^t M_1 \underline{g}_{(1,\ell)}. \quad (11)$$

As in the case of MDS codes, setting

$$\underline{\mu}^t \triangleq \underline{g}_{(0,f)}^t M_1, \quad (12)$$

we see that the replacement node has access to the set of symbols

$$\{ \underline{\mu}^t \underline{g}_{(1,\ell)} \mid \text{node } \ell \text{ in the particular feasible set} \}. \quad (13)$$

Since the set of helper nodes form a feasible set of Type 1 nodes, it is clear that the replacement node can recover  $\underline{\mu}^t$  through erasure decoding of code  $\mathcal{C}_1$ . Under our framework,  $M_0 = M_1^t$  and hence,

$$\underline{\mu} = (\underline{g}_{(0,f)}^t M_1)^t = M_0 \underline{g}_{(0,f)}. \quad (14)$$

The vector  $\underline{\mu}$  thus comprises of precisely the  $k$  symbols required by the replacement node. In this manner, our repair algorithm requires a download equal to a fraction  $\frac{1}{k}$  of the data download required during the data-reconstruction process.

*Remark 1 (Application to Vector Codes):* While we have discussed the Twin-code framework for scalar constituent codes, it is clear that one could also employ vector codes such as EVENODD [36] and other Array codes [38]–[40]. An  $[N, K]$  vector code partitions the  $N$  code symbols into sets of cardinality  $L$ , for some parameter  $L$ . Each set of symbols is treated as a *vector* symbol. When such codes are used in the Twin-code framework, one may associate each of the  $n = \frac{N}{L}$  nodes with  $L$  columns of the generator matrix that correspond to the  $L$  code symbols in a vector symbol. Note that like scalar MDS codes, vector MDS codes will also ensure simultaneous minimization of storage and repair-bandwidth.

### III. ADVANTAGES OF THE TWIN-CODE FRAMEWORK

#### A. Employing Existing Codes

One of the main attractions of the Twin-code framework is that it permits the utilization of *any* erasure code. This allows a system designer to use the encoders and decoders of the constituent codes for all operations including node-repair.

#### B. Reduced Repair Overhead

Under the Twin-code framework, the node-repair algorithm is such that the symbols passed by a helper node are independent of the identity of the other nodes helping in the repair process. Hence a helper node needs to be cognizant of only the encoding vector of the replacement node, allowing repair to be performed in an entirely distributed manner. This makes the implementation of such a system easier, and also reduces the communication overhead. Note that when  $G_0$  and  $G_1$  are chosen to be Vandermonde matrices, as in the case of Reed-Solomon codes, each encoding vector can be described by a single symbol from  $\mathbb{F}_q$ , thus minimizing the communication overhead.

#### C. Data Deployment

Codes with efficient node-repair properties, such as Regenerating codes and the Twin-code framework, can be employed

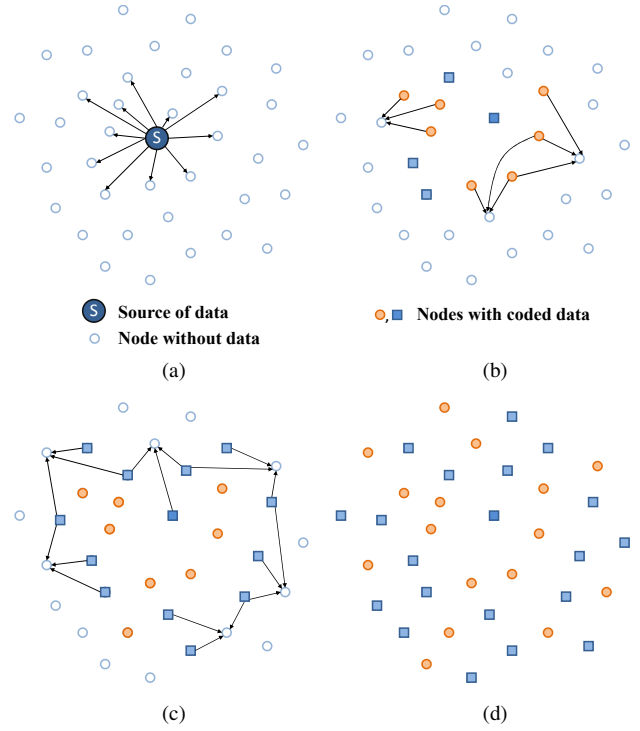


Fig. 5: Data deployment using the Twin-code framework: (a) The point source transfers coded data to a subset of nodes. (b),(c) These nodes now help in the ‘repair’ of nodes in their neighbourhood that have not received data. The system eventually reaches a state as shown in (d).

for efficient deployment of data across a storage network. In such a scenario, the source first transmits the encoded data to a subset of nodes, following which, the source is no longer required to be available. Now, the nodes that have not received the data are treated as replacement nodes, and the repair algorithm is used to transmit data to this node (see Fig. 5 for an illustration). The distributed nature of such a deployment process will potentially make traffic more uniform across the network, thus aiding in load-balancing.

The Twin-code framework with constituent codes as MDS has the added advantage of having the minimum possible repair-bandwidth of  $\frac{B}{k}$ . Thus, unlike any Regenerating code, it reduces the total amount of data transferred during the deployment process to the minimum possible, and equal to the amount of data transferred when source directly transmits all encoded data.

#### D. Extensions to the Twin-Code Framework

The Twin-code framework, when applied to two constituent codes, allows the system designer to cater to two possibly different classes of end-users. For instance, the choice of  $\mathcal{C}_0$  as a Reed-Solomon code and  $\mathcal{C}_1$  as an LDPC code permits the bandwidth-constrained data-collector to connect to Type 0 nodes and download minimum amount of data, and the computation-constrained data-collector to connect to Type 1 nodes and perform data reconstruction with a low-complexity algorithm. In general, the Twin-code framework can be extended to include more than two types of nodes (where the dimension of the message matrix will equal the total number



of types). Furthermore, one can choose constituent codes of different dimensions (instead of an identical dimension  $k$ ), in which case, the message matrix will be rectangular. Also, the alphabet need not be restricted to a finite field. Any alphabet with two operators satisfying commutativity and distributivity can be employed, for example, a commutative ring. Finally, although the paper describes node-repair in the absence of errors, one can use the decoding algorithms of the constituent codes for node-repair in error-prone networks as well.

## REFERENCES

- [1] D. A. Patterson, G. Gibson, and R. H. Katz, "A Case for Redundant Arrays of Inexpensive Disks (RAID)," in *Proc. ACM SIGMOD international conference on management of data*, Chicago, USA, Jun. 1988, pp. 109–116.
- [2] S. Rhea, P. Eaton, D. Geels, H. Weatherspoon, B. Zhao, and J. Kubiatowicz, "Pond: The OceanStore Prototype," in *Proc. 2nd USENIX conference on File and Storage Technologies (FAST)*, 2003, pp. 1–14.
- [3] R. Bhagwan, K. Tati, Y. C. Cheng, S. Savage, and G. M. Voelker, "Total Recall: System Support for Automated Availability Management," in *Proc. 1st conference on Symposium on Networked Systems Design and Implementation (NSDI)*, 2004.
- [4] M. Baker, M. Shah, D. Rosenthal, M. Roussopoulos, P. Maniatis, T. Giuli, and P. Bungale, "A Fresh Look at the Reliability of Long-term Digital Storage," in *Proc. 1st ACM SIGOPS/EuroSys European Conference on Computer Systems*, 2006, pp. 221–234.
- [5] B. Schroeder and G. Gibson, "Disk Failures in the real World: What Does an MTTF of 1,000,000 Hours Mean to You?" in *Proc. 5th USENIX conference on File and Storage Technologies (FAST)*, 2007.
- [6] J. Elerath, "Hard-disk drives: The good, the bad, and the ugly," *Communications of the ACM*, vol. 52, no. 6, pp. 38–45, 2009.
- [7] A. G. Dimakis, P. B. Godfrey, Y. Wu, M. Wainwright, and K. Ramchandran, "Network Coding for Distributed Storage Systems," *IEEE Transactions on Information Theory*, vol. 56, no. 9, pp. 4539–4551, 2010.
- [8] A. G. Dimakis, P. B. Godfrey, M. Wainwright, and K. Ramchandran, "Network Coding for distributed storage systems," in *Proc. 26th IEEE International Conference on Computer Communications (INFOCOM)*, Anchorage, May 2007, pp. 2000–2008.
- [9] Y. Wu, A. G. Dimakis, and K. Ramchandran, "Deterministic Regenerating codes for Distributed Storage," in *Proc. 45th Annual Allerton Conference on Control, Computing, and Communication*, Urbana-Champaign, Sep. 2007.
- [10] Y. Wu and A. Dimakis, "Reducing Repair Traffic for Erasure Coding-Based Storage via Interference Alignment," in *Proc. IEEE International Symposium on Information Theory (ISIT)*, Seoul, Jul. 2009, pp. 2276–2280.
- [11] K. V. Rashmi, N. B. Shah, P. V. Kumar, and K. Ramchandran, "Explicit Construction of Optimal Exact Regenerating Codes for Distributed Storage," in *Proc. 47th Annual Allerton Conference on Communication, Control, and Computing*, Urbana-Champaign, Sep. 2009, pp. 1243–1249.
- [12] N. B. Shah, K. V. Rashmi, P. V. Kumar, and K. Ramchandran, "Explicit Codes Minimizing Repair Bandwidth for Distributed Storage," in *Proc. IEEE Information Theory Workshop (ITW)*, Cairo, Jan. 2010.
- [13] —, "Interference Alignment in Regenerating Codes for Distributed Storage: Necessity and Code Constructions," *IEEE Transactions on Information Theory*, submitted for publication. [Online]. Available: arXiv:1005.1634v2[cs.IT]
- [14] —, "Distributed Storage Codes with Repair-by-Transfer and Non-achievability of Interior Points on the Storage-Bandwidth Tradeoff," *IEEE Transactions on Information Theory*, submitted for publication. [Online]. Available: arXiv:1011.2361[cs.IT]
- [15] Y. Wu, "A Construction of Systematic MDS Codes with Minimum Repair Bandwidth," *IEEE Transactions on Information Theory*, submitted for publication. [Online]. Available: arXiv:0910.2486[cs.IT]
- [16] C. Suh and K. Ramchandran, "Exact-Repair MDS Codes for Distributed Storage Using Interference Alignment," in *Proc. IEEE International Symposium on Information Theory (ISIT)*, Austin, Jun. 2010, pp. 161–165.
- [17] K. V. Rashmi, N. B. Shah, and P. V. Kumar, "Optimal Exact-Regenerating Codes for the MSR and MBR Points via a Product-Matrix Construction," *IEEE Transactions on Information Theory*, submitted for publication. [Online]. Available: arxiv:1005.4178[cs.IT]
- [18] V. R. Cadambe, S. A. Jafar, and H. Maleki, "Distributed Data Storage with Minimum Storage Regenerating Codes - Exact and Functional Repair are Asymptotically Equally Efficient," [Online]. Available: arXiv:1004.4299[cs.IT]
- [19] C. Suh and K. Ramchandran, "On the Existence of Optimal Exact-Repair MDS Codes for Distributed Storage," [Online]. Available: arXiv:1004.4663[cs.IT]
- [20] A. Duminuco and E. Biersack, "Hierarchical Codes: How To Make Erasure Codes Attractive for Peer-to-Peer Storage Systems," in *8th International Conference on Peer-to-Peer Computing (P2P)*, 2008, pp. 89–98.
- [21] F. Oggier and A. Datta, "Self-repairing Homomorphic Codes for Distributed Storage Systems," 2010. [Online]. Available: arXiv:1008.0064[cs.IT]
- [22] B. Gastón and J. Pujol, "Double Circulant Minimum Storage Regenerating Codes," 2010. [Online]. Available: arXiv:1007.2401[cs.IT]
- [23] N. B. Shah, K. V. Rashmi, and P. V. Kumar, "A Flexible Class of Regenerating Codes for Distributed Storage," in *Proc. IEEE International Symposium on Information Theory (ISIT)*, Austin, Jun. 2010, pp. 1943–1947.
- [24] A. M. Kermarrec, N. L. Scouarnec, and G. Straub, "Beyond Regenerating Codes," Research Report, Institut National De Recherche En Informatique Et En Automatique.
- [25] Y. Hu, Y. Xu, X. Wang, C. Zhan, and P. Li, "Cooperative Recovery of Distributed Storage Systems from Multiple Losses with Network Coding," *IEEE Journal on Selected Areas in Communication*, vol. 28, no. 2, pp. 268–276, Feb. 2010.
- [26] S. Akhlaghi, A. Kiani, and M. R. Ghanavati, "A Fundamental Trade-off Between The Download Cost And Repair Bandwidth In Distributed Storage Systems," in *Proc. IEEE International Symposium on Network Coding (NetCod)*, Toronto, Jun. 2010.
- [27] S. El Rouayheb and K. Ramchandran, "Fractional Repetition Codes for Repair in Distributed Storage Systems," in *Proc. 48th Annual Allerton Conference on Control, Computing, and Communication*, Urbana-Champaign, Sep. 2010.
- [28] L. Xiang, Y. Xu, J. Lui, and Q. Chang, "Optimal Recovery of Single Disk Failure in RDP Code Storage Systems," in *Proceedings of the ACM SIGMETRICS international conference on Measurement and modeling of computer systems*, 2010, pp. 119–130.
- [29] Z. Wang, A. G. Dimakis, and J. Bruck, "Rebuilding for Array Codes in Distributed Storage Systems," in *Workshop on the Application of Communication Theory to Emerging Memory Technologies (ACTEMT)*, Dec. 2010.
- [30] I. Reed and G. Solomon, "Polynomial Codes over certain Finite Fields," *Journal of the Society for Industrial and Applied Mathematics*, vol. 8, no. 2, pp. 300–304, 1960.
- [31] R. Gallager, "Low density Parity-Check Codes," *IRE Transactions on Information Theory*, vol. 8, no. 1, pp. 21–28, Jan. 1962.
- [32] B. Gaidioz, B. Koblitz, and N. Santos, "Exploring High Performance Distributed File Storage using LDPC Codes," *Parallel Computing*, vol. 33, no. 4-5, pp. 264–274, 2007.
- [33] J. Plank and M. Thomason, "A Practical Analysis of Low-density Parity-check Erasure Codes for Wide-area Storage Applications," Jun. 2004.
- [34] M. Luby, M. Mitzenmacher, M. Shokrollahi, D. Spielman, and V. Stemann, "Practical Loss-Resilient Codes," in *Proc. 29th annual ACM symposium on Theory of computing*, 1997, pp. 150–159.
- [35] A. Shokrollahi, "Raptor Codes," *IEEE Transactions on Information Theory*, vol. 52, no. 6, pp. 2551–2567, 2006.
- [36] M. Blaum, J. Brady, J. Bruck, and J. Menon, "EVENODD: An efficient Scheme for tolerating Double Disk Failures in RAID Architectures," *IEEE Transactions on Computers*, vol. 44, no. 2, pp. 192–202, 1995.
- [37] P. Elias, "Error-free Coding," *IRE Transactions on Information Theory*, vol. 4, no. 4, pp. 29–37, Sep. 1954.
- [38] M. Blaum, J. Bruck, and A. Vardy, "MDS Array Codes with Independent Parity Symbols," *IEEE Transactions on Information Theory*, vol. 42, no. 2, pp. 529–542, Mar. 2002.
- [39] P. Corbett, B. English, A. Goel, T. Grcanac, S. Kleiman, J. Leong, and S. Sankar, "Row-Diagonal Parity for Double Disk Failure Correction," in *Proc. 3rd USENIX Conference on File and Storage Technologies (FAST)*, 2004, pp. 1–14.
- [40] C. Huang and L. Xu, "STAR: An efficient coding scheme for correcting triple storage node failures," *IEEE Transactions on Computers*, vol. 57, no. 7, pp. 889–901, 2008.