

Cyclic and Quasi-Cyclic LDPC Codes on Row and Column Constrained Parity-Check Matrices and Their Trapping Sets

(submitted to *IEEE Transactions on Information Theory*)

Qin Huang¹, Qiuju Diao², Shu Lin¹ and Khaled Abdel-Ghaffar¹

¹ Electrical and Computer Engineering Department, University of California, Davis, 95616, USA

² State Key Laboratory of Integrated Service Networks, Xidian University, Xi'an, 710071, CHINA

Email: {qinhuang,qdiao, shulin, ghaffar}@ucdavis.edu

Abstract

This paper is concerned with construction and structural analysis of both cyclic and quasi-cyclic codes, particularly LDPC codes. It consists of three parts. The first part shows that a cyclic code given by a parity-check matrix in circulant form can be decomposed into descendant cyclic and quasi-cyclic codes of various lengths and rates. Some fundamental structural properties of these descendant codes are developed, including the characterizations of the roots of the generator polynomial of a cyclic descendant code. The second part of the paper shows that cyclic and quasi-cyclic descendant LDPC codes can be derived from cyclic finite geometry LDPC codes using the results developed in first part of the paper. This enlarges the repertoire of cyclic LDPC codes. The third part of the paper analyzes the trapping sets of regular LDPC codes whose parity-check matrices satisfy a certain constraint on their rows and columns. Several classes of finite geometry and finite field cyclic and quasi-cyclic LDPC codes with large minimum weights are shown to have no harmful trapping sets with size smaller than their minimum weights. Consequently, their performance error-floors are dominated by their minimum weights.

I. INTRODUCTION

The rapid dominance of LDPC codes [1] in applications requiring error control coding is due to their capacity-approaching performance which can be achieved with practically implementable iterative decod-

This research was supported by NSF under the Grants CCF-0727478 and CCF-1015548, NASA under the Grant NNX09AI21G and gift grants from Northrop Grumman Space Technology, Intel and Denali Software Inc..

ing algorithms. LDPC codes were first discovered by Gallager in 1962 [1] and then rediscovered in late 1990's [2], [3]. Ever since their rediscovery, a great deal of research effort has been expended in design, construction, structural analysis, efficient encoding and decoding, performance analysis, generalizations and applications of LDPC codes. Numerous papers have been published on these subjects. Many LDPC codes have been chosen as the standard codes for various next generations of communication systems and their applications to digital data storage systems are now being seriously considered and investigated.

Let $\text{GF}(q)$ be a field with q elements. A *regular* q -ary LDPC code [1] is given by the null space over $\text{GF}(q)$ of a *sparse* parity-check matrix \mathbf{H} that has constant column weight γ and constant row weight ρ . Such an LDPC code is said to be (γ, ρ) -regular. If the columns and/or rows of \mathbf{H} have *varying* weights, then the null space of \mathbf{H} gives an *irregular* q -ary LDPC code. If \mathbf{H} is an array of sparse circulants of the same size, then the null space over $\text{GF}(q)$ of \mathbf{H} gives a q -ary *quasi-cyclic* (QC)-LDPC code. If \mathbf{H} consists of a single sparse circulant or a column of sparse circulants of the same size, then the null space of \mathbf{H} over $\text{GF}(q)$ gives a *cyclic LDPC code*. If $q = 2$, an LDPC code is said to be binary.

In almost all of the proposed constructions of LDPC codes, the following constraint on the rows and columns of the parity-check matrix \mathbf{H} is imposed: *no two rows (or two columns) can have more than one place where they both have non-zero components*. This constraint on the rows and columns of \mathbf{H} is referred to as the *row-column (RC)-constraint*. This RC-constraint ensures that the Tanner graph [4] of the LDPC code given by the null space of \mathbf{H} is free of cycles of length 4 and hence has a girth of at least 6 and that the minimum distance of the code is at least $\gamma_{\min} + 1$, where γ_{\min} is the minimum column weight of \mathbf{H} [5], [6]. The distance bound $\gamma_{\min} + 1$ is poor for small γ_{\min} and irregular LDPC codes, but it is tight for regular LDPC codes whose parity-check matrices have large column weights, such as finite geometry LDPC codes [5]-[9], and finite field QC-LDPC codes constructed in [10]-[13] and this paper. A parity-check matrix \mathbf{H} that satisfies the RC-constraint is called an RC-constrained parity-check matrix and the code given by its null space is called an RC-constrained LDPC codes. An RC-constrained LDPC code is one-step majority-logic decodable [5], [6]. Furthermore, the RC-constraint on the parity-check matrices of LDPC codes allows us to analyze the *trapping-set* structure [14], [15] of RC-constrained LDPC codes which affects their error-floor performances. Analysis of trapping-set structure of RC-constrained LDPC codes is a part of investigation in this paper.

LDPC codes can be classified into two general categories: 1) random or pseudo-random codes that are constructed using computer-based algorithms or methods; and 2) algebraic codes that are constructed using algebraic or combinatorial tools such as finite fields, finite geometries and experimental designs. Codes in these two categories can be classified into two types, codes whose parity-check matrices possess

little structure and codes whose parity-check matrices have structures. A code whose parity-check matrix possesses no structure beyond being a linear code is problematic in that both encoding and decoding implementations become quite complex. A code whose parity-check matrix has structures beyond being a linear code is in general more easily implemented. Two desirable structures for hardware implementation of encoding and decoding of LDPC codes are cyclic and quasi-cyclic structures. A cyclic LDPC code can be efficiently and systematically encoded with a single feedback shift-register with complexity linearly proportional to the number of parity-check symbols (or information symbols) [6]. Encoding of a QC-LDPC code can also be efficiently implemented but requires multiple shift-registers [16], [17]. It is in general more complex than encoding of a cyclic code but still enjoys linear complexity. However, QC-LDPC codes enjoy some advantages in hardware implementation of decoding in terms of wire routing [18]. Furthermore, the QC structure allows partially parallel decoding [19] which offers a trade-off between decoding complexity and decoding speed, while cyclic structure allows either full parallel or serial decoding. In this paper, we show that a cyclic LDPC code can be put in QC form through column and row permutations. As a result, a cyclic LDPC code enjoys both encoding and decoding implementation advantages. Encoding is carried out in cyclic form while decoding is carried out in QC form.

QC-LDPC codes are more commonly studied than cyclic LDPC codes. There are at least a dozen of or more methods for constructing QC-LDPC codes, including both algebraic and computer-based methods; however, there is only one known class of cyclic LDPC codes which are constructed based on finite geometries [5].

This paper is concerned with constructions and structural analysis of both cyclic and QC codes, particularly LDPC codes. It consists of three parts. In the first part, it is shown that a cyclic code given by a parity-check matrix in circulant form can be decomposed, through column and row permutations, into various cyclic and QC codes, called *descendant codes*. Some fundamental structures of the descendant codes are developed, including the characterization of the roots of the generator polynomial of a cyclic descendant code. In the second part of the paper, it is shown that RC-constrained cyclic and QC-LDPC codes can be derived from the class of cyclic finite geometry (FG) LDPC codes based on circulant decomposition presented in the first part. Several new families of RC-constrained cyclic and QC-LDPC codes are presented. The third part of the paper is concerned with trapping sets of RC-constrained regular LDPC codes. It is shown that for an RC-constrained (γ, ρ) -regular LDPC code, its Tanner graph has no trapping sets of size smaller than or equal to γ with numbers of odd-degree check-nodes less than or equal to γ . Several classes of cyclic and QC-LDPC codes are shown to have large minimum distances (or

minimum weights) and no *elementary* trapping sets [20] with sizes and numbers of degree-1 check-nodes smaller than their minimum weights.

II. CIRCULANT DECOMPOSITION, CYCLIC AND QUASI-CYCLIC CODES

A circulant is a square matrix over a certain field such that every row is the cyclic-shift one place to the right (or one place to the left) of the row above it and the first row is the cyclic-shift one place to the right (or one place to the left) of the last row. In coding theory, a cyclic-shift commonly refers to the cyclic-shift one place to the right. Hereafter, by a cyclic-shift, we mean a cyclic-shift one place to the right unless explicitly mentioned otherwise. In this case, every column of a circulant is a downward cyclic-shift the column on its left and the first column is the downward cyclic-shift of the last column. It is clear that a circulant is uniquely specified (or characterized) by its first row which is called the *generator* of the circulant. The columns and rows of a circulant have the same weight.

A. Circulant Decomposition

Let \mathbf{W} be an $n \times n$ circulant over the field $\text{GF}(q)$ where q is a power of a prime. We label the rows and columns of \mathbf{W} from 0 to $n - 1$. Let $\mathbf{w} = (w_0, w_1, \dots, w_{n-1})$ be the generator of \mathbf{W} . We denote \mathbf{W} by $\Psi(\mathbf{w}) = \Psi(w_0, w_1, \dots, w_{n-1})$. Then

$$\mathbf{W} = \Psi(\mathbf{w}) = \begin{bmatrix} w_0 & w_1 & \cdots & w_{n-1} \\ w_{n-1} & w_0 & \cdots & w_{n-2} \\ \vdots & \vdots & \ddots & \vdots \\ w_1 & w_2 & \cdots & w_0 \end{bmatrix}. \quad (1)$$

Let $\Psi^{(1)}(\mathbf{w})$ denote the circulant obtained by simultaneously cyclically shifting all the rows of $\Psi(\mathbf{w})$ one place to the right. Let $\mathbf{w}^{(1)}$ denote the n -tuple obtained by cyclic-shifting all the components of \mathbf{w} one place to the right. Then, it is clear that $\Psi^{(1)}(\mathbf{w}) = \Psi(\mathbf{w}^{(1)})$. Note that $\Psi(\mathbf{w})$ and $\Psi(\mathbf{w}^{(1)})$ have identical set of rows and identical set of columns except that all the columns are cyclically shifted one place to the right and all the rows are cyclically shifted upward one place. Therefore, $\Psi(\mathbf{w})$ and $\Psi(\mathbf{w}^{(1)})$ are isomorphic up to cyclic-shift.

Suppose n can be factored as a product of two positive integers, c and l , such that $c \neq 1$ and $l \neq 1$, i.e., $n = c \cdot l$ and c and l are proper factors of n . Let $\mathcal{I} = \{0, 1, 2, \dots, c \cdot l - 1\}$ be the set of indices (or labels) for the rows and columns of the $n \times n$ circulant $\Psi(\mathbf{w})$ given by (1). Define the following index

sequences:

$$\pi^{(0)} = [0, c, 2c, \dots, (l-1)c], \quad (2)$$

$$\pi = [\pi^{(0)}, \pi^{(0)} + 1, \dots, \pi^{(0)} + c - 1]. \quad (3)$$

Then, π gives a permutation of the indices in \mathcal{I} . Suppose we first permute the columns and then the rows of \mathbf{W} based on π . These column and row permutations based on π result in the following $c \times c$ array of circulants of size $l \times l$ over $\text{GF}(q)$:

$$\Phi(\mathbf{w}) = \begin{bmatrix} \Psi(\mathbf{w}_0) & \Psi(\mathbf{w}_1) & \cdots & \Psi(\mathbf{w}_{c-2}) & \Psi(\mathbf{w}_{c-1}) \\ \Psi^{(1)}(\mathbf{w}_{c-1}) & \Psi(\mathbf{w}_0) & \cdots & \Psi(\mathbf{w}_{c-3}) & \Psi(\mathbf{w}_{c-2}) \\ \vdots & \vdots & \ddots & \vdots & \vdots \\ \Psi^{(1)}(\mathbf{w}_2) & \Psi^{(1)}(\mathbf{w}_3) & \cdots & \Psi(\mathbf{w}_0) & \Psi(\mathbf{w}_1) \\ \Psi^{(1)}(\mathbf{w}_1) & \Psi^{(1)}(\mathbf{w}_2) & \cdots & \Psi^{(1)}(\mathbf{w}_{c-1}) & \Psi(\mathbf{w}_0) \end{bmatrix}, \quad (4)$$

where, for $0 \leq i < c$,

$$\mathbf{w}_i = (w_i, w_{c+i}, \dots, w_{(l-1)c+i}), \quad (5)$$

$$\Psi(\mathbf{w}_i) = \begin{bmatrix} w_i & w_{c+i} & \cdots & w_{(l-1)c+i} \\ w_{(l-1)c+i} & w_i & \cdots & w_{(l-2)c+i} \\ \vdots & \vdots & \ddots & \vdots \\ w_{c+i} & w_{2c+i} & \cdots & w_i \end{bmatrix}. \quad (6)$$

Each $l \times l$ circulant $\Psi(\mathbf{w}_i)$ (or $\Psi(\mathbf{w}_i^{(1)})$) in $\Phi(\mathbf{w})$ is called a *descendant* circulant of $\Psi(\mathbf{w})$. Since $\Psi(\mathbf{w}_i)$ and $\Psi(\mathbf{w}_i^{(1)})$ are isomorphic for $0 \leq i < c$, there are at most c distinct (or non-isomorphic) descendant circulants of $\Psi(\mathbf{w})$ in $\Phi(\mathbf{w})$, namely $\Psi(\mathbf{w}_0), \Psi(\mathbf{w}_1), \dots, \Psi(\mathbf{w}_{c-1})$. The l -tuple \mathbf{w}_i is called the i -th *cyclic section* of \mathbf{w} .

Since $\Phi(\mathbf{w})$ is obtained by applying the permutation π to the columns and rows of the circulant $\Psi(\mathbf{w})$, we write $\Phi(\mathbf{w}) = \pi(\Psi(\mathbf{w}))$. Let π^{-1} be the inverse permutation of π . Then $\Psi(\mathbf{w}) = \pi^{-1}(\Phi(\mathbf{w}))$. From the structure of $\Phi(\mathbf{w})$ displayed by (4), we see that each row of $l \times l$ circulants is a right cyclic-shift of the row above it, however, when the last circulant on the right is shifted around to the left, all its rows are cyclically shifted one place to the right within the circulant. This structure is referred to as the *doubly cyclic* structure which is pertinent to the construction of new cyclic codes, especially new cyclic LDPC codes, as will be shown in later sections. From the expression of (4), we see that the descendant

circulant $\Psi(\mathbf{w}_0)$ of $\Psi(\mathbf{w})$ appears in the array $\Phi(\mathbf{w})$ c times on the main diagonal. For $1 \leq i < c$, the descendent circulant $\Psi(\mathbf{w}_i)$ appears i times and its shift $\Psi^{(1)}(\mathbf{w}_i)$ (or $\Psi(\mathbf{w}_i^{(1)})$) appears $c - i$ times in $\Phi(\mathbf{w})$. $\Psi(\mathbf{w}_i)$ and its shifts appear on an off-diagonal of $\Phi(\mathbf{w})$ starting from the i th position of the first row and moving down to the right on a 45° diagonal. When it reaches to the last (rightmost) column of $\Phi(\mathbf{w})$, it moves to the left of the next row of $\Phi(\mathbf{w})$ and continues to move down on a 45° diagonal until it reaches the last row of $\Phi(\mathbf{w})$.

Summarizing the above results, we have the following theorem.

Theorem 1. *Given an $n \times n$ circulant $\mathbf{W} = \Psi(\mathbf{w})$ over a field with generator \mathbf{w} , if n can be properly factored, then there is a permutation π which puts \mathbf{W} into an array of circulants of the same size in the form of (4). Conversely, if an array $\Phi(\mathbf{w})$ of circulants of the same size is given in the form (4), then there is a permutation π^{-1} which puts the array $\Phi(\mathbf{w})$ into a circulant \mathbf{W} with generator \mathbf{w} .*

Theorem 1 gives a basis for decomposing a cyclic code into families of cyclic and QC codes or putting a group of cyclic codes into a longer cyclic code.

B. Cyclic and QC Descendants of a Cyclic Code

In the following, we show that cyclic and QC codes can be derived from a given cyclic code using circulant decomposition. The results developed in this section will be used in Section IV to construct new cyclic and QC-LDPC codes from cyclic FG-LDPC codes.

Let \mathcal{C}_c be an $(n, n-r)$ cyclic code over $\text{GF}(q)$ given by the null space of an $n \times n$ circulant parity-check matrix $\mathbf{H}_{circ} = \Psi(\mathbf{w})$ over $\text{GF}(q)$ with rank r where \mathbf{w} is the generator of the circulant. (For every cyclic code, a circulant parity-check matrix \mathbf{H}_{circ} can always be constructed by using its parity-check vector as the generator \mathbf{w} of the circulant [15]. This will be reviewed in the next section.) Suppose n can be properly factored as the product of two integers, c and l . Then, as shown in Section II. A, the circulant parity-check matrix $\mathbf{H}_{circ} = \Psi(\mathbf{w})$ of \mathcal{C}_c can be decomposed as a $c \times c$ array \mathbf{H}_{qc} of circulants of size $l \times l$ in the form given by (4) through column and row permutations:

$$\mathbf{H}_{qc} = \Phi(\mathbf{w}) = \begin{bmatrix} \Psi(\mathbf{w}_0) & \Psi(\mathbf{w}_1) & \Psi(\mathbf{w}_2) & \dots & \Psi(\mathbf{w}_{c-1}) \\ \Psi^{(1)}(\mathbf{w}_{c-1}) & \Psi(\mathbf{w}_0) & \Psi(\mathbf{w}_1) & \dots & \Psi(\mathbf{w}_{c-2}) \\ \Psi^{(1)}(\mathbf{w}_{c-2}) & \Psi^{(1)}(\mathbf{w}_{c-1}) & \Psi(\mathbf{w}_0) & \dots & \Psi(\mathbf{w}_{c-3}) \\ \vdots & \vdots & & \ddots & \vdots \\ \Psi^{(1)}(\mathbf{w}_1) & \Psi^{(1)}(\mathbf{w}_2) & \Psi^{(1)}(\mathbf{w}_3) & \dots & \Psi(\mathbf{w}_0) \end{bmatrix}, \quad (7)$$

where, for $0 \leq i < c$, \mathbf{w}_i and $\Psi(\mathbf{w}_i)$ are given by (5) and (6). Then, the null space of $\mathbf{H}_{qc} = \Phi(\mathbf{w})$ gives an $(n, n-r)$ QC code \mathcal{C}_{qc} over $\text{GF}(q)$ which is *combinatorially equivalent* to \mathcal{C}_c . We say that $\{\mathcal{C}_c, \mathcal{C}_{qc}\}$ form an equivalent pair. Notation-wise, we express \mathcal{C}_{qc} and \mathcal{C}_c as $\mathcal{C}_{qc} = \pi(\mathcal{C}_c)$ and $\mathcal{C}_c = \pi^{-1}(\mathcal{C}_{qc})$, respectively.

From the array $\mathbf{H}_{qc} = \Phi(\mathbf{w})$, we can construct new cyclic codes of three different types. These new cyclic codes are called *cyclic descendant codes* (simply *descendants*) of the cyclic code \mathcal{C}_c . The cyclic code \mathcal{C}_c itself is called the *mother* code.

For $0 \leq i < c$, if $\Psi(\mathbf{w}_i)$ is a nonzero circulant, then the null space over $\text{GF}(q)$ of $\Psi(\mathbf{w}_i)$ gives a cyclic descendant of \mathcal{C}_c , denoted by $\mathcal{C}_i^{(1)}$, of length l . This descendant code is referred to as a *type-1 cyclic descendant* of \mathcal{C}_c . Since there are at most c distinct non-isomorphic descendant circulants of $\mathbf{H}_{circ} = \Psi(\mathbf{w})$ in the array $\mathbf{H}_{qc} = \Phi(\mathbf{w})$. There are at most c distinct type-1 cyclic descendants of \mathcal{C}_c .

From (7), we see that each column of the array $\mathbf{H}_{qc} = \Phi(\mathbf{w})$ consists of the circulants in the first row of \mathbf{H}_{qc} . For $0 \leq i < c$, each circulant $\Psi(\mathbf{w}_i)$ or its cyclic shift $\Psi^{(1)}(\mathbf{w}_i)$ appears once and only once. Since a circulant $\Psi(\mathbf{w}_i)$ and its cyclic shift $\Psi^{(1)}(\mathbf{w}_i)$ differ only in permutation of their rows and hence their null spaces are identical. Consequently, the null spaces of all the columns of $\mathbf{H}_{qc} = \Phi(\mathbf{w})$ are the same. In fact, the null space of each column of $\mathbf{H}_{qc} = \Phi(\mathbf{w})$ is identical to the null space of the following $cl \times l$ matrix:

$$\mathbf{H}_{col} = \begin{bmatrix} \Psi(\mathbf{w}_0) \\ \Psi(\mathbf{w}_1) \\ \vdots \\ \Psi(\mathbf{w}_{c-1}) \end{bmatrix}.$$

For $1 \leq k < c$, let i_1, i_2, \dots, i_k be k distinct integers such that $0 \leq i_1, i_2, \dots, i_k < c$. Let

$$\mathbf{H}_{col,k} = \begin{bmatrix} \Psi(\mathbf{w}_{i_1}) \\ \Psi(\mathbf{w}_{i_2}) \\ \vdots \\ \Psi(\mathbf{w}_{i_k}) \end{bmatrix}, \quad (8)$$

which is a submatrix of \mathbf{H}_{col} . The null space of $\mathbf{H}_{col,k}$ gives a cyclic code of length l , denoted by $\mathcal{C}_k^{(2)}$, which is referred to as a *type-2 cyclic descendant* of the mother cyclic code \mathcal{C}_c .

For $1 \leq k < c$, let i_1, i_2, \dots, i_k be a set of distinct integers such that $0 \leq i_1, i_2, \dots, i_k < c$. Suppose we replace the descendant circulants, $\Psi(\mathbf{w}_{i_1}), \Psi(\mathbf{w}_{i_2}), \dots, \Psi(\mathbf{w}_{i_k})$ of $\mathbf{H}_{circ} = \Psi(\mathbf{w})$ and all their cyclic shifts in the array $\mathbf{H}_{qc} = \Phi(\mathbf{w})$ (see (7)) by zero matrices of size $l \times l$ (if $i_1 = 0$, we replace c copies of

the circulant, $\Psi(\mathbf{w}_0)$, by c zero matrices). By doing this, we obtain a $c \times c$ array $\mathbf{H}_{qc,mask} = \Phi(\mathbf{w})_{mask}$ of circulants and zero matrices of size $l \times l$. Since the cyclic shift of a zero matrix is also a zero matrix, the array $\Phi(\mathbf{w})_{mask}$ is still in the form given by (4). Then $\mathbf{H}_{circ,mask} = \Psi(\mathbf{w})_{mask} = \pi^{-1}(\Phi(\mathbf{w})_{mask})$ gives a new $n \times n$ circulant over $\text{GF}(q)$. Let r_{mask} be the rank of $\mathbf{H}_{circ,mask} = \Psi(\mathbf{w})_{mask}$. Then the null space of $\mathbf{H}_{circ,mask} = \Psi(\mathbf{w})_{mask}$ gives an $(n, n - r_{mask})$ cyclic code $\mathcal{C}_{mask}^{(3)}$ which is referred to as a *type-3 cyclic descendant* of the mother cyclic code \mathcal{C}_c . The replacement of a set of circulants in the array $\mathbf{H}_{qc} = \Phi(\mathbf{w})$ by a set of zero matrices is called *masking* [6], [10], [11]. $\mathbf{H}_{circ,mask} = \Psi(\mathbf{w})_{mask}$ and $\mathbf{H}_{qc,mask} = \Phi(\mathbf{w})_{mask}$ are called *masked circulant* and *masked array* of $\mathbf{H}_{circ} = \Psi(\mathbf{w})$ and $\mathbf{H}_{qc} = \Phi(\mathbf{w})$, respectively. It is clear that different masking pattern results in a different cyclic descendant code of \mathcal{C}_c . In Section III, we will characterize the roots of the generator polynomials of cyclic descendant codes of all three types.

For any pair (s, t) of integers with $1 \leq s, t \leq c$, let $\mathbf{H}_{qc}(s, t)$ be a $s \times t$ subarray of $\mathbf{H}_{qc} = \Phi(\mathbf{w})$. Since $\mathbf{H}_{qc}(s, t)$ is an array of circulants, its null space gives a QC code. This QC code is called a QC descendant code of \mathcal{C}_c (or \mathcal{C}_{qc}).

C. Cyclic- and QC-LDPC Codes Derived From a Cyclic LDPC Code

If the circulant parity-check matrix $\mathbf{H}_{circ} = \Psi(\mathbf{w})$ of \mathcal{C}_c is a sparse circulant over $\text{GF}(q)$ and satisfies the RC-constraint, then the null space of $\mathbf{H}_{circ} = \Psi(\mathbf{w})$ gives an RC-constrained cyclic-LDPC code over $\text{GF}(q)$. Since the $c \times c$ array $\mathbf{H}_{qc} = \Phi(\mathbf{w})$ is obtained from $\mathbf{H}_{circ} = \Psi(\mathbf{w})$ by column and row permutations, it also satisfies the RC-constraint. Hence, the null space of $\mathbf{H}_{qc} = \Phi(\mathbf{w})$ gives an RC-constrained QC-LDPC code \mathcal{C}_{qc} which is equivalent to the cyclic LDPC code \mathcal{C}_c . Since the entire array $\mathbf{H}_{qc} = \Phi(\mathbf{w})$ satisfies the RC-constraint, any subarray of $\mathbf{H}_{qc} = \Phi(\mathbf{w})$ also satisfies the RC-constraint. Consequently, all the cyclic descendant codes derived from the cyclic-LDPC code \mathcal{C}_c are cyclic-LDPC codes, i.e., the null space of the i th descendant circulant $\Psi(\mathbf{w}_i)$ (or $\Psi^{(1)}(\mathbf{w}_i)$) of $\mathbf{H}_{circ} = \Psi(\mathbf{w})$ in the array $\mathbf{H}_{qc} = \Phi(\mathbf{w})$ gives a cyclic-LDPC code of length l , the null space of the parity-check matrix $\mathbf{H}_{col,k}$ given by (8) gives a cyclic-LDPC code of length l , and the null space of a $c \times c$ masked circulant $\mathbf{H}_{circ,mask} = \Psi(\mathbf{w})_{mask}$ of $\mathbf{H}_{circ} = \Psi(\mathbf{w})$ gives a cyclic-LDPC code of length n . The Tanner graphs of the cyclic descendant LDPC codes of \mathcal{C}_c have a girth of length at least 6.

For any pair (s, t) of integers with $1 \leq s, t \leq c$, let $\mathbf{H}_{qc}(s, t)$ be a $s \times t$ subarray of $\mathbf{H}_{qc} = \Phi(\mathbf{w})$. Then the null space of $\mathbf{H}_{qc}(s, t)$ gives a QC-LDPC code whose Tanner graph has a girth of at least 6.

Among the classes of LDPC codes that have been constructed or designed, the only class of LDPC codes that are cyclic is the class of finite geometry (FG) LDPC codes [5] whose parity-check matrices

are circulants and satisfy the RC-constraint. Cyclic FG-LDPC codes have large minimum distances (or weights) and perform well with iterative decoding based on belief propagation. Cyclic-LDPC codes constructed based on two-dimensional *projective* geometries have been proved that their Tanner graphs do not have trapping sets of sizes smaller than their minimum weights [20]. As a result, their error-floors are mainly determined by their minimum weights. Since they have large minimum weights, their error-floors are expected to be very low. In Section VII, we will show that the Tanner graphs of the cyclic-LDPC codes constructed based on two-dimensional *Euclidean* geometries also do not have trapping sets with sizes smaller than their minimum weights. Unfortunately, cyclic FG-LDPC codes form a small class of cyclic-LDPC codes. However, using circulant decomposition presented in this section, we can construct large classes of cyclic and QC descendant LDPC codes from cyclic FG-LDPC codes, as will be shown in Sections IV, V and VI. These cyclic and QC descendant LDPC codes of cyclic FG-LDPC codes also have good trapping set structures.

Construction of QC-EG-LDPC codes through decomposition of a single circulant constructed based on lines of a two-dimensional Euclidean geometry was proposed earlier by Kamiya and Sasaki [9]. In this paper, their focus was mainly on construction of high rate QC-LDPC codes and analysis of the ranks of their parity-check matrices. In this paper, we propose constructions of both cyclic- and QC-LDPC codes through decomposition of a single or *multiple* circulants constructed based on two and *higher* dimensional Euclidean and projective geometries. We particularly emphasize on construction of cyclic LDPC codes and characterization of the roots of their generator polynomials.

III. DECOMPOSITION OF CYCLIC CODES AND CHARACTERIZATION OF THEIR CYCLIC DESCENDANTS

In this section, we first show that a circulant parity-check matrix of a given cyclic code can be expressed as a linear sum of circulants which correspond to the roots of the generator polynomial of the given code. From this linear sum of circulants, we then characterize the roots of the generator polynomials of the cyclic descendants of the given cyclic code.

A. Circulant Parity-Check Matrices of Cyclic Codes

For any positive integer m , let $\text{GF}(q^m)$ be an extension field of $\text{GF}(q)$. Let \mathcal{C}_c be an (n, k) cyclic code over $\text{GF}(q)$ where n is a factor of $q^m - 1$ and $(n, q) = 1$. Every codeword $\mathbf{v} = (v_0, v_1, \dots, v_{n-1})$ in \mathcal{C}_c is represented by a polynomial $\mathbf{v}(X) = v_0 + v_1X + \dots + v_{n-1}X^{n-1}$ over $\text{GF}(q)$ with degree $n - 1$ or less. The polynomial $\mathbf{v}(X)$ is called a code polynomial. An (n, k) cyclic code \mathcal{C}_c over $\text{GF}(q)$ is uniquely

specified by its generator polynomial $\mathbf{g}(X) = g_0 + g_1X + \cdots + g_{n-k-1}X^{n-k-1} + X^{n-k}$ which is a monic polynomial of degree $n - k$ over $\text{GF}(q)$ and divides $X^n - 1$ [6], [21]-[24] where $g_0 \neq 0$. A polynomial of degree $n - 1$ or less over $\text{GF}(q)$ is a code polynomial if and only if it is divisible by $\mathbf{g}(X)$. Hence, every code polynomial $\mathbf{v}(X)$ is a multiple of $\mathbf{g}(X)$.

The generator polynomial $\mathbf{g}(X)$ of \mathcal{C}_c has $n - k$ roots in $\text{GF}(q^m)$. The condition $(n, q) = 1$ ensures that all the roots of $X^n - 1$ are distinct elements of $\text{GF}(q^m)$ and hence all the roots of $\mathbf{g}(X)$ are distinct elements of $\text{GF}(q^m)$. In the construction of a cyclic code, its generator polynomial is often specified by its roots. This is the case for BCH and RS codes [6], [21]-[24].

Let

$$\begin{aligned} \mathbf{h}(X) &= (X^n - 1)/\mathbf{g}(X) \\ &= h_0 + h_1X + \cdots + h_kX^k \end{aligned} \quad (9)$$

where $h_j \in \text{GF}(q)$ for $0 \leq j \leq k$, $h_k = 1$ and $h_0 \neq 0$. The polynomial $\mathbf{h}(X)$ is called the *parity-check polynomial* of \mathcal{C} . Let

$$\begin{aligned} \tilde{\mathbf{h}}(X) &= \tilde{h}_0 + \tilde{h}_1X + \cdots + \tilde{h}_kX^k \\ &= X^k\mathbf{h}(X^{-1}) = h_k + h_{k-1}X + \cdots + h_0X^k, \end{aligned} \quad (10)$$

which is the *reciprocal polynomial* of $\mathbf{h}(X)$. Comparing the coefficients of $\tilde{\mathbf{h}}(X)$ and $\mathbf{h}(X)$, we have

$$\tilde{h}_0 = h_k, \quad \tilde{h}_1 = h_{k-1}, \quad \cdots, \quad \tilde{h}_k = h_0. \quad (11)$$

Form the following n -tuple over $\text{GF}(q)$:

$$\tilde{\mathbf{h}} = (\underbrace{\tilde{h}_0, \tilde{h}_1, \cdots, \tilde{h}_k}_{k+1}, \tilde{h}_{k+1}, \cdots, \tilde{h}_{n-1}), \quad (12)$$

where the first $k + 1$ components are the coefficients of $\tilde{\mathbf{h}}(X)$ and last $n - k - 1$ components are zeros, i.e.,

$$\tilde{h}_{k+1} = \tilde{h}_{k+2} = \cdots = \tilde{h}_{n-1} = 0. \quad (13)$$

Using the n -tuple $\tilde{\mathbf{h}}$ of (12) as the generator, we form the following $n \times n$ circulant over $\text{GF}(q)$:

$$\mathbf{H}_{\text{circ}} = \Psi(\tilde{\mathbf{h}}) = \begin{bmatrix} \tilde{h}_0 & \tilde{h}_1 & \tilde{h}_2 & \cdots & \tilde{h}_{n-2} & \tilde{h}_{n-1} \\ \tilde{h}_{n-1} & \tilde{h}_0 & \tilde{h}_1 & \cdots & \tilde{h}_{n-3} & \tilde{h}_{n-2} \\ \vdots & \vdots & & \ddots & \vdots & \vdots \\ \tilde{h}_1 & \tilde{h}_2 & \tilde{h}_3 & \cdots & \tilde{h}_{n-1} & \tilde{h}_0 \end{bmatrix}. \quad (14)$$

In terms of the coefficients of $\mathbf{h}(X)$, $\Psi(\tilde{\mathbf{h}})$ is given as follows:

$$\mathbf{H}_{\text{circ}} = \Psi(\tilde{\mathbf{h}}) = \begin{bmatrix} h_k & h_{k-1} & h_{k-2} & \cdots & h_1 & h_0 & 0 & 0 & \cdots & 0 \\ 0 & h_k & h_{k-1} & h_{k-2} & \cdots & h_1 & h_0 & 0 & \cdots & 0 \\ \vdots & \vdots & & & \ddots & \vdots & \vdots & & \ddots & \vdots \\ 0 & 0 & 0 & & \cdots & h_k & h_{k-1} & & \cdots & h_0 \\ \hline h_0 & 0 & 0 & & \cdots & 0 & h_k & h_{k-1} & \cdots & h_1 \\ \vdots & \vdots & & & \ddots & \vdots & \vdots & & \ddots & \vdots \\ h_{k-1} & h_{k-2} & h_{k-3} & \cdots & h_0 & 0 & 0 & & \cdots & h_k \end{bmatrix}. \quad (15)$$

The first $n - k$ rows of $\mathbf{H}_{\text{circ}} = \Psi(\tilde{\mathbf{h}})$ are linearly independent which give the conventional parity-check matrix \mathbf{H} of the (n, k) cyclic code \mathcal{C}_c . The other k rows of $\mathbf{H}_{\text{circ}} = \Psi(\tilde{\mathbf{h}})$ are *redundant rows* (or linearly dependent on the the first $n - k$ rows). Since \mathbf{H}_{circ} is a *redundant expansion* of \mathbf{H} , the null spaces of \mathbf{H} and \mathbf{H}_{circ} give the same cyclic code \mathcal{C}_c . The n -tuple $\tilde{\mathbf{h}} = (h_k, h_{k-1}, \dots, h_0, 0, 0, \dots, 0)$ is commonly referred to as the *parity-check vector*.

Note that every row (or every column) of the circulant parity-check matrix $\mathbf{H}_{\text{circ}} = \Psi(\tilde{\mathbf{h}})$ of \mathcal{C}_c has a *zero-span* of length $n - k - 1$ (i.e., $n - k - 1$ consecutive zeros). It is proved in [25] that this zero-span has maximum length and is unique. The maximum zero-spans of different rows of \mathbf{H}_{circ} start from different positions (or different columns). It is shown in [25] that using the parity-check matrix in circulant form, an (n, k) cyclic code \mathcal{C} can correct bursts of errors up to the code's burst-correction capability or it can correct any burst of erasures of length $n - k$ or less using iterative decoding [15], [25]. Decomposition of a burst-error correction cyclic codes gives new burst-error correction cyclic descendant codes.

Suppose that n can be properly factored as the product of two positive integers, c and l . Then $\Psi(\tilde{\mathbf{h}})$ can be decomposed into a $c \times c$ array of $l \times l$ circulants in the form given by (4) by applying the permutation

π (defined by (3)) to the columns and rows of $\Psi(\tilde{\mathbf{h}})$,

$$\Phi(\tilde{\mathbf{h}}) = \begin{bmatrix} \Psi(\tilde{\mathbf{h}}_0) & \Psi(\tilde{\mathbf{h}}_1) & \cdots & \Psi(\tilde{\mathbf{h}}_{c-2}) & \Psi(\tilde{\mathbf{h}}_{c-1}) \\ \Psi^{(1)}(\tilde{\mathbf{h}}_{c-1}) & \Psi(\tilde{\mathbf{h}}_0) & \cdots & \Psi(\tilde{\mathbf{h}}_{c-3}) & \Psi(\tilde{\mathbf{h}}_{c-2}) \\ \vdots & & \ddots & \vdots & \vdots \\ \Psi^{(1)}(\tilde{\mathbf{h}}_1) & \Psi^{(1)}(\tilde{\mathbf{h}}_2) & \cdots & \Psi^{(1)}(\tilde{\mathbf{h}}_1) & \Psi(\tilde{\mathbf{h}}_0) \end{bmatrix}, \quad (16)$$

where, for $0 \leq j < c$,

$$\tilde{\mathbf{h}}_j = (\tilde{h}_j, \tilde{h}_{c+j}, \dots, \tilde{h}_{(l-1)c+j}), \quad (17)$$

$$\tilde{h}_t = h_{k-t} \quad \text{for } 0 \leq t \leq k, \quad (18)$$

$$\tilde{h}_t = 0 \quad \text{for } t > k. \quad (19)$$

The null space of $\Phi(\tilde{\mathbf{h}})$ gives a QC code \mathcal{C}_{qc} that is combinatorially equivalent to \mathcal{C}_c .

In code construction, the generator polynomial $\mathbf{g}(X)$ of an (n, k) cyclic code \mathcal{C}_c over $\text{GF}(q)$ is specified by its roots [6], [21]-[24]. Let $\beta_0, \beta_1, \dots, \beta_{n-k-1}$ be the roots of $\mathbf{g}(X)$. Then

$$\mathbf{g}(X) = \prod_{0 \leq i < n-k} (X - \beta_i). \quad (20)$$

Since $\mathbf{g}(X) | X^n - 1$, $n | (q^m - 1)$ and $(n, q) = 1$, $\beta_0, \beta_1, \dots, \beta_{n-k-1}$ are distinct nonzero elements of $\text{GF}(q^m)$. Let α be a primitive n th root of unity. Then, for $0 \leq i < n - k$, β_i is a power of α . Since $\alpha^n = 1$, $(\beta_i)^n = 1$ for $0 \leq i < n - k$. A polynomial $\mathbf{c}(X)$ of degree $n - 1$ or less over $\text{GF}(q)$ is a code polynomial if and only if $\mathbf{c}(X)$ has $\beta_0, \beta_1, \dots, \beta_{n-k-1}$ as roots, i.e., $\mathbf{c}(\beta_i) = 0$ for $0 \leq i < n - k$.

In terms of the roots of $\mathbf{g}(X)$, the parity-check matrix of \mathcal{C}_c generated by $\mathbf{g}(X)$ is conventionally given by the following $(n - k) \times n$ matrix over $\text{GF}(q^m)$:

$$\mathbf{V} = \begin{bmatrix} \tilde{\mathbf{v}}_0 \\ \tilde{\mathbf{v}}_1 \\ \vdots \\ \tilde{\mathbf{v}}_{n-k-1} \end{bmatrix} = \begin{bmatrix} 1 & \beta_0 & \beta_0^2 & \cdots & \beta_0^{n-1} \\ 1 & \beta_1 & \beta_1^2 & \cdots & \beta_1^{n-1} \\ \vdots & \vdots & & \ddots & \vdots \\ 1 & \beta_{n-k-1} & \beta_{n-k-1}^2 & \cdots & \beta_{n-k-1}^{n-1} \end{bmatrix}. \quad (21)$$

The rows are linearly independent over $\text{GF}(q^m)$. An n -tuple over $\text{GF}(q)$, $\mathbf{c} = (c_0, c_1, \dots, c_{n-1})$, is a codeword in \mathcal{C}_c if and only if $\mathbf{c} \cdot \mathbf{V}^T = \mathbf{0}$. This is to say that the null space over $\text{GF}(q)$ of \mathbf{V} gives the cyclic code \mathcal{C}_c . The null spaces of the circulant parity-check matrix \mathbf{H}_{circ} and \mathbf{V} give the same code \mathcal{C}_c . The parity-check matrix of \mathcal{C}_c in the form of (21) is commonly used for algebraic decoding, such as the

Berlekamp-Massey algorithm for decoding BCH and RS codes [6], [21]-[24].

In the following, we develop some structural properties of the circulant parity-check matrix $\mathbf{H}_{circ} = \Psi(\tilde{\mathbf{h}})$ of \mathcal{C}_c . One such structural property is that \mathbf{H}_{circ} can be expressed in terms of the circulants formed by the rows of \mathbf{V} . For $0 \leq i < n - k$, let

$$\tilde{\mathbf{v}}_i = (1, \beta_i, \beta_i^2, \dots, \beta_i^{n-1}). \quad (22)$$

be the i th row of \mathbf{V} and $\Psi(\tilde{\mathbf{v}}_i)$ be the $n \times n$ circulant over $\text{GF}(q^m)$ with $\tilde{\mathbf{v}}_i$ as the generator. Since $\tilde{\mathbf{v}}_0, \tilde{\mathbf{v}}_1, \dots, \tilde{\mathbf{v}}_{n-k-1}$ are linearly independent, the circulants, $\Psi(\tilde{\mathbf{v}}_0), \Psi(\tilde{\mathbf{v}}_1), \dots, \Psi(\tilde{\mathbf{v}}_{n-k-1})$, are also linearly independent (i.e., for $a_i \in \text{GF}(q^m)$ with $0 \leq i < n - k$, $a_0\Psi(\tilde{\mathbf{v}}_0) + a_1\Psi(\tilde{\mathbf{v}}_1) + \dots + a_{n-k-1}\Psi(\tilde{\mathbf{v}}_{n-k-1}) \neq 0$ unless $a_0 = a_1 = \dots = a_{n-k} = 0$).

For $0 \leq i < n - k$, let

$$\tilde{\mathbf{v}}_i(X) = 1 + \beta_i X + \beta_i^2 X^2 + \dots + \beta_i^{n-1} X^{n-1} \quad (23)$$

be the polynomial representation of i th row $\tilde{\mathbf{v}}_i$ of \mathbf{V} and

$$\mathbf{v}_i(X) = \beta_i^{n-1} + \beta_i^{n-2} X + \dots + \beta_i X^{n-2} + X^{n-1} \quad (24)$$

be the reciprocal of $\tilde{\mathbf{v}}_i(X)$. For $0 \leq i < n - k$, since

$$X^n - 1 = (X - \beta_i)(\beta_i^{n-1} + \beta_i^{n-2} X + \dots + \beta_i X^{n-2} + X^{n-1}),$$

then we have

$$\mathbf{v}_i(X) = \frac{X^n - 1}{X - \beta_i} = \beta_i^{n-1} + \beta_i^{n-2} X + \dots + \beta_i X^{n-2} + X^{n-1}. \quad (25)$$

It follows from (9), (20), partial-fraction expansion and (25) that the parity-check polynomial $\mathbf{h}(X)$ of \mathcal{C}_c can be expressed as a linear combination of $\mathbf{v}_i(X)$ s as follows:

$$\begin{aligned} \mathbf{h}(X) &= \frac{X^n - 1}{\prod_{0 \leq i < n-k} X - \beta_i} \\ &= \sum_{i=0}^{n-k-1} \frac{\sigma_i(X^n - 1)}{X - \beta_i} \\ &= \sum_{i=0}^{n-k-1} \sigma_i \mathbf{v}_i(X) \end{aligned} \quad (26)$$

where for $0 \leq i < n - k$,

$$\sigma_i = \left(\prod_{j=0, j \neq i}^{n-k-1} (\beta_i - \beta_j) \right)^{-1}. \quad (27)$$

Since $\beta_0, \beta_1, \dots, \beta_{n-k-1}$ are distinct nonzero elements of $\text{GF}(q^m)$, all the coefficients, $\sigma_0, \sigma_1, \dots, \sigma_{n-k-1}$, of the linear sum of (26) are nonzero.

Summarizing the above results, we have the following theorem.

Theorem 2. *Let \mathcal{C}_c be an (n, k) cyclic code over $\text{GF}(q)$ generated by $\mathbf{g}(X)$ which has the following nonzero elements of $\text{GF}(q^m)$, $\beta_0, \beta_1, \dots, \beta_{n-k-1}$, as roots. For $0 \leq i < n - k$, let $\mathbf{v}_i(X) = \beta_i^{n-1} + \beta_i^{n-2}X + \dots + \beta_i X^{n-2} + X^{n-1}$. Then the parity-check polynomial $\mathbf{h}(X)$ of \mathcal{C}_c can be expressed as a linear sum of $\mathbf{v}_0(X), \mathbf{v}_1(X), \dots, \mathbf{v}_{n-k-1}(X)$ as follows:*

$$\mathbf{h}(X) = \sum_{i=0}^{n-k-1} \sigma_i \mathbf{v}_i(X), \quad (28)$$

where, for $0 \leq i < n - k$,

$$\sigma_i = \left(\prod_{j=0, j \neq i}^{n-k-1} (\beta_i - \beta_j) \right)^{-1}. \quad (29)$$

Replacing X in (28) by X^{-1} , multiplying both sides by X^{n-1} , using (10) and (23), the expression of (28) can be put in the following form:

$$X^{n-k-1} \tilde{\mathbf{h}}(X) = \sum_{i=0}^{n-k-1} \sigma_i \tilde{\mathbf{v}}_i(X). \quad (30)$$

The vector representation of the polynomial $X^{n-k-1} \tilde{\mathbf{h}}(X)$ is

$$\tilde{\mathbf{h}}^{(n-k-1)} = (0, 0, \dots, 0, h_k, h_{k-1}, \dots, h_0), \quad (31)$$

which is the $(n-k-1)$ th right cyclic-shift of the vector representation $\tilde{\mathbf{h}} = (h_k, h_{k-1}, \dots, h_0, 0, 0, \dots, 0)$ of the reciprocal polynomial $\tilde{\mathbf{h}}(X)$ of the parity-check polynomial $\mathbf{h}(X)$ of \mathcal{C}_c . Putting (30) in vector form, we have

$$\tilde{\mathbf{h}}^{(n-k-1)} = \sum_{i=0}^{n-k-1} \sigma_i \tilde{\mathbf{v}}_i. \quad (32)$$

If we cyclically shift the components of all the vectors in (32) $k+1$ places to the right, then we have

$$\tilde{\mathbf{h}} = \sum_{i=0}^{n-k-1} \sigma_i \tilde{\mathbf{v}}_i^{(k+1)} \quad (33)$$

where

$$\begin{aligned}
\tilde{\mathbf{v}}_i^{(k+1)} &= (\beta_i^{n-k-1}, \dots, \beta_i^{n-1}, 1, \dots, \beta_i^{n-k-2}) \\
&= \beta_i^{n-k-1} (1, \beta_i, \beta_i^2, \dots, \beta_i^{n-1}) \\
&= \beta_i^{n-k-1} \tilde{\mathbf{v}}_i,
\end{aligned} \tag{34}$$

is the $(k+1)$ th right cyclic-shift of $\tilde{\mathbf{v}}_i$, for $0 \leq i < n-k$. It follows from (33) and (34) that we have

$$\tilde{\mathbf{h}} = \sum_{i=0}^{n-k-1} \lambda_i \tilde{\mathbf{v}}_i \tag{35}$$

where, for $0 \leq i < n-k$,

$$\lambda_i = \sigma_i \beta_i^{n-k-1}. \tag{36}$$

Then, it follows from (28), (35) and (36) that we have Theorem 3.

Theorem 3. For an (n, k) cyclic code \mathcal{C}_c over $GF(q)$ whose generator polynomial has elements $\beta_0, \beta_1, \dots, \beta_{n-k-1}$ of $GF(q^m)$, as roots, then

$$\tilde{\mathbf{h}}(X) = \sum_{i=0}^{n-k-1} \lambda_i \tilde{\mathbf{v}}_i(X) \tag{37}$$

where, for $0 \leq i < n-k$,

$$\begin{aligned}
\lambda_i &= \sigma_i \beta_i^{n-k-1} \\
&= \beta_i^{n-k-1} \left(\prod_{j=0, j \neq i}^{n-k-1} (\beta_i - \beta_j) \right)^{-1}.
\end{aligned} \tag{38}$$

The circulant parity-check matrix \mathbf{H}_{circ} of \mathcal{C}_c given by (15) can be expressed as the following linear sum of circulants, $\Psi(\tilde{\mathbf{v}}_0), \Psi(\tilde{\mathbf{v}}_1), \dots, \Psi(\tilde{\mathbf{v}}_{n-k-1})$,

$$\mathbf{H}_{\text{circ}} = \Psi(\tilde{\mathbf{h}}) = \sum_{i=0}^{n-k-1} \lambda_i \Psi(\tilde{\mathbf{v}}_i). \tag{39}$$

where for $0 \leq i < n-k$, $\tilde{\mathbf{v}}_i = (1, \beta_i, \beta_i^2, \dots, \beta_i^{n-1})$.

The circulants, $\Psi(\tilde{\mathbf{v}}_0), \Psi(\tilde{\mathbf{v}}_1), \dots, \Psi(\tilde{\mathbf{v}}_{n-k-1})$, are called the *root circulants* of the cyclic code \mathcal{C}_c . It

follows from (9), (10), (23) and (37) that the coefficients of the parity-check polynomial $\mathbf{h}(X)$ are:

$$h_j = \sum_{i=0}^{n-k-1} \lambda_i \beta_i^j, \text{ for } 0 \leq j \leq k, \quad (40)$$

$$h_j = 0, \text{ for } k < j < n. \quad (41)$$

B. Characterization of Cyclic Descendants of a Cyclic Code

In the following, we characterize the roots of the generator polynomial of a cyclic descendant of an (n, k) cyclic code \mathcal{C}_c over $\text{GF}(q)$ whose parity-check matrix is given in terms of roots of the form given by (21). Consider the circulant $\Psi(\tilde{\mathbf{v}}_i)$ with $\tilde{\mathbf{v}}_i = (1, \beta_i, \beta_i^2, \dots, \beta_i^{n-1})$ as the generator. Decompose $\Psi(\tilde{\mathbf{v}}_i)$ into a $c \times c$ array of $l \times l$ circulants. The descendant circulants in the first row of $\Psi(\tilde{\mathbf{v}}_i)$ are $\Psi(\tilde{\mathbf{v}}_{i,0}), \Psi(\tilde{\mathbf{v}}_{i,1}), \dots, \Psi(\tilde{\mathbf{v}}_{i,c-1})$ where for $0 \leq j < c$,

$$\tilde{\mathbf{v}}_{i,0} = (1, \beta_i^c, \beta_i^{2c}, \dots, \beta_i^{(l-1)c}), \quad (42)$$

$$\tilde{\mathbf{v}}_{i,j} = \beta_i^j \tilde{\mathbf{v}}_{i,0}. \quad (43)$$

If follows from (42) and (43) that we have

$$\Psi(\tilde{\mathbf{v}}_{i,j}) = \Psi(\beta_i^j \tilde{\mathbf{v}}_{i,0}) = \beta_i^j \Psi(\tilde{\mathbf{v}}_{i,0}). \quad (44)$$

The equality of (44) implies that if $\Psi(\tilde{\mathbf{v}}_{i,0})$ is known, all the descendant circulants, $\Psi(\tilde{\mathbf{v}}_{i,j})$'s and $\Psi(\tilde{\mathbf{v}}_{i,j}^{(1)})$'s can be constructed from $\Psi(\tilde{\mathbf{v}}_{i,0})$ using (44).

It follows from Theorem 3 that the circulant generated by $\tilde{\mathbf{h}}_j$ is given as follows:

$$\Psi(\tilde{\mathbf{h}}_j) = \sum_{i=0}^{n-k-1} \lambda_i \Psi(\tilde{\mathbf{v}}_{i,j}) = \sum_{i=0}^{n-k-1} \lambda_i \beta_i^j \Psi(\tilde{\mathbf{v}}_{i,0}), \quad (45)$$

where $\tilde{\mathbf{h}}_j$, the j th cyclic section of $\tilde{\mathbf{h}}$, is given by (17). The null space of $\Psi(\tilde{\mathbf{h}}_j)$ gives a cyclic code $\mathcal{C}_j^{(1)}$ over $\text{GF}(q)$ of length l , a type-1 descendant of \mathcal{C}_c .

For $0 \leq i_1, i_2 < n - k$, suppose there exists an integer t with $0 < t < c$ such that $\beta_{i_2} = \alpha^{tl} \beta_{i_1}$. In this case, since $\alpha^{cl} = \alpha^n = 1$, we must have $\beta_{i_1}^c = \beta_{i_2}^c$. We say that β_{i_1} and β_{i_2} are *equal in c th power*. Then, it follows from (42) and (44) that $\tilde{\mathbf{v}}_{i_1,0} = \tilde{\mathbf{v}}_{i_2,0}$ and $\Psi(\tilde{\mathbf{v}}_{i_1,0}) = \Psi(\tilde{\mathbf{v}}_{i_2,0})$. Let m be the number of distinct circulants among $\Psi(\tilde{\mathbf{v}}_{0,0}), \Psi(\tilde{\mathbf{v}}_{1,0}), \dots, \Psi(\tilde{\mathbf{v}}_{n-k-1,0})$. Then, we can partition the $n - k - 1$ roots, $\beta_0, \beta_1, \dots, \beta_{n-k-1}$, into m *equal classes* in c th power. For $0 \leq e < m$, let

$$\Omega_e = \{\beta_{e,0}, \beta_{e,1}, \dots, \beta_{e,r_e-1}\} \quad (46)$$

be the e th class of equal roots in c th power where each $\beta_{e,f}$ in Ω_e is one of the roots, $\beta_0, \beta_1, \dots, \beta_{n-k-1}$, and r_e is the number of equal roots in Ω_e . It is clear that $1 \leq r_e \leq c$. For $0 \leq f < r_e$, let

$$\tilde{\mathbf{v}}_{e,f}^* = (1, \beta_{e,f}^c, \beta_{e,f}^{2c}, \dots, \beta_{e,f}^{(l-1)c}). \quad (47)$$

Since $\beta_{e,0}^c = \beta_{e,1}^c = \dots = \beta_{e,r_e-1}^c$, we have $\tilde{\mathbf{v}}_{e,0}^* = \tilde{\mathbf{v}}_{e,1}^* = \dots = \tilde{\mathbf{v}}_{e,r_e-1}^*$ and $\Psi(\tilde{\mathbf{v}}_{e,0}^*) = \Psi(\tilde{\mathbf{v}}_{e,1}^*) = \dots = \Psi(\tilde{\mathbf{v}}_{e,r_e-1}^*)$. For $0 \leq f < r_e$, $\Psi(\tilde{\mathbf{v}}_{e,f}^*)$ is one of the circulants $\Psi(\tilde{\mathbf{v}}_{0,0}), \Psi(\tilde{\mathbf{v}}_{1,0}), \dots, \Psi(\tilde{\mathbf{v}}_{n-k-1,0})$ in the second sum of (45). For $0 \leq e < m$, let

$$L = \{\lambda_{e,0}, \lambda_{e,1}, \dots, \lambda_{e,r_e-1}\} \quad (48)$$

be the set of coefficients, λ_i , of the circulants, $\Psi(\tilde{\mathbf{v}}_{e,0}^*), \Psi(\tilde{\mathbf{v}}_{e,1}^*), \dots, \Psi(\tilde{\mathbf{v}}_{e,r_e-1}^*)$, in the second sum of (45). Grouping the identical circulants in the second sum of (45) together and for each e with $0 \leq e < m$, using $\Psi(\tilde{\mathbf{v}}_{e,0}^*)$ to represent the e th group of identical circulants, we have

$$\begin{aligned} \Psi(\tilde{\mathbf{h}}_j) &= \sum_{i=0}^{n-k-1} \lambda_i \beta_i^j \Psi(\tilde{\mathbf{v}}_{i,0}) \\ &= \sum_{e=0}^{m-1} \lambda_{e,j}^* \Psi(\tilde{\mathbf{v}}_{e,0}^*), \end{aligned} \quad (49)$$

where

$$\lambda_{e,j}^* = \sum_{f=0}^{r_e-1} \lambda_{e,f} \beta_{e,f}^j. \quad (50)$$

From (49), we see that the circulant $\Psi(\tilde{\mathbf{h}}_j)$ with generator $\tilde{\mathbf{h}}_j$ is a linear sum of the m circulants, $\Psi(\tilde{\mathbf{v}}_{0,0}^*), \Psi(\tilde{\mathbf{v}}_{1,0}^*), \dots, \Psi(\tilde{\mathbf{v}}_{m-1,0}^*)$, where for $0 \leq e < m$, the circulant $\Psi(\tilde{\mathbf{v}}_{e,0}^*)$ is generated by $\tilde{\mathbf{v}}_{e,0}^* = (1, \beta_{e,0}^c, \beta_{e,0}^{2c}, \dots, \beta_{e,0}^{(l-1)c})$. Then, it follows from (21), (28), (37), (38), (42), (49) and (50) that we have the following theorem.

Theorem 4. *The generator polynomial $\mathbf{g}_j^{(1)}(X)$ of the type-1 cyclic descendant code $\mathcal{C}_j^{(1)}$ of the cyclic mother code \mathcal{C}_c given by the null space of the $l \times l$ circulant $\Psi(\tilde{\mathbf{h}}_j)$ has $\beta_{e,0}^c$, $0 \leq e < m$, as a root if and only if $\lambda_{e,j}^* \neq 0$.*

Theorem 4 characterizes the roots of the generator polynomial of a type-1 cyclic descendant of a given cyclic mother code \mathcal{C}_c .

Example 1. *Let α be a primitive element of $GF(2^{11})$. Consider the binary primitive (2047,2025) BCH code whose generator polynomial $\mathbf{g}(X)$ has $\alpha, \alpha^2, \alpha^3, \alpha^4$ and their conjugates as roots. The length 2047*

of the code can be factored as a product of $c = 89$ and $l = 23$. The 2047×2047 circulant parity-check matrix \mathbf{H}_{circ} of this BCH code can be decomposed into an 89×89 array $\Phi(\tilde{\mathbf{h}})$ of circulants of size 23×23 by column and row permutations π defined by (3). The null space of each 23×23 descendant circulant of $\Phi(\tilde{\mathbf{h}})$ gives the (23,12) Golay code with generator polynomial $1 + X + X^5 + X^6 + X^7 + X^9 + X^{11}$ [6], which has $\beta = \alpha^{89}, \beta^2, \beta^3, \beta^4$ and their conjugates as roots. $\triangle\triangle$

The next theorem characterizes a type-2 cyclic descendant $\mathcal{C}_k^{(2)}$ of \mathcal{C}_c given by the null space of the parity-check matrix $\mathbf{H}_{col,k}$.

Theorem 5. For $1 \leq k < c$, let i_1, i_2, \dots, i_k be a set of distinct integers such that $0 \leq i_1, i_2, \dots, i_k < c$. For $1 \leq t \leq k$, let $\mathbf{g}_{i_t}^{(1)}(X)$ be the generator polynomial of i_t -th type-1 cyclic descendant code $\mathcal{C}_{i_t}^{(1)}$ of \mathcal{C}_c given by the null space of i_t -th descendant circulant $\Psi(\mathbf{w}_{i_t})$ of $\mathbf{H}_{circ} = \Psi(\mathbf{w})$. Then the generator polynomial $\mathbf{g}_k^{(2)}(X)$ of the type-2 cyclic descendant code $\mathcal{C}_k^{(2)}$ of \mathcal{C}_c given by the null space of the parity-check matrix $\mathbf{H}_{col,k}$ of (8) is the least common multiple of $\mathbf{g}_{i_1}^{(1)}(X), \mathbf{g}_{i_2}^{(1)}(X), \dots, \mathbf{g}_{i_k}^{(1)}(X)$, i.e.,

$$\mathbf{g}_k^{(2)}(X) = LCM\{\mathbf{g}_{i_t}^{(1)}(X), 0 \leq t < k\}. \quad (51)$$

The roots of $\mathbf{g}_k^{(2)}(X)$ is the union of the roots of $\mathbf{g}_{i_1}^{(1)}(X), \mathbf{g}_{i_2}^{(1)}(X), \dots, \mathbf{g}_{i_k}^{(1)}(X)$.

Consider the parity-check matrix $\mathbf{H}_{circ,mask}^{(3)}$ of a type-3 cyclic descendant $\mathcal{C}_{mask}^{(3)}$ of \mathcal{C}_c . Express each row of $\mathbf{H}_{circ,mask}^{(3)}$ as a polynomial of degree $n - 1$ or less with the leftmost component as the constant term and the rightmost component as the coefficient of the term of degree $n - 1$. This polynomial is call a row polynomial. Find the greatest common divisor $\tilde{\mathbf{h}}_{mask}^{(3)}(X)$ of all the row polynomials. Let $\mathbf{h}_{mask}^{(3)}(X)$ be the reciprocal polynomial of $\tilde{\mathbf{h}}_{mask}^{(3)}(X)$. Then the generator polynomial of $\mathcal{C}_{mask}^{(3)}$ is given by

$$\mathbf{g}_{mask}^{(3)}(X) = (X^n - 1)/\mathbf{h}_{mask}^{(3)}(X). \quad (52)$$

IV. DECOMPOSITION OF CYCLIC EUCLIDEAN GEOMETRY LDPC CODES

In this section, we give constructions of new cyclic and QC-LDPC codes by decomposing the circulant parity-check matrices of the cyclic Euclidean geometry (EG) LDPC codes.

A. Cyclic Descendants of Two-Dimensional EG-LDPC Codes

Consider a two-dimensional Euclidean geometry $EG(2,q)$ over the field $GF(q)$, where q is a power of a prime [6], [22], [26]. This geometry consists of q^2 points and $q(q+1)$ lines. A point in $EG(2,q)$ is simply a two-tuple $\mathbf{a} = (a_0, a_1)$ over $GF(q)$ and the zero two-tuple $(0,0)$ is called the origin. A line in $EG(2,q)$ is

simply a one-dimensional subspace, or its coset, of the vector space of all the q^2 two-tuples over $\text{GF}(q)$. A line contains q points. If a point \mathbf{a} is on a line \mathcal{L} in $\text{EG}(2,q)$, we say the line \mathcal{L} passes through \mathbf{a} . Any two points in $\text{EG}(2,q)$ are connected by one and only one line. For every point \mathbf{a} in $\text{EG}(2,q)$, there are $(q+1)$ lines that intersect at (or pass through) the point \mathbf{a} . These lines are said to form an *intersecting bundle* of lines at the point \mathbf{a} . For each line in $\text{EG}(2,q)$, there are $q-1$ lines parallel to it. Two parallel lines do not have any point in common. The $q(q+1)$ lines in $\text{EG}(2,q)$ can be partitioned into $(q+1)$ groups, each group consists of q parallel lines. A group of q parallel lines is called a *parallel bundle*.

The field $\text{GF}(q^2)$, as an extension field of the ground field $\text{GF}(q)$, is a realization of $\text{EG}(2,q)$. Let α be a primitive element of $\text{GF}(q^2)$. Then, the powers of α , $\alpha^{-\infty} \triangleq 0$, $\alpha^0 = 1$, α , α^2 , \dots , α^{q^2-2} , give all the q^2 elements of $\text{GF}(q^2)$ and they represent the q^2 points of $\text{EG}(2,q)$. The 0-element represents the origin of $\text{EG}(2,q)$.

Let $\text{EG}^*(2,q)$ be the subgeometry obtained from $\text{EG}(2,q)$ by removing the origin and the $q+1$ lines passing through the origin. This subgeometry consists of q^2-1 non-origin points and q^2-1 lines not passing through the origin. Each line in $\text{EG}^*(2,q)$ has only $q-2$ lines parallel to it. Hence, each parallel bundle of lines in $\text{EG}^*(2,q)$ consists of $q-1$ parallel lines not passing through the origin. Each intersecting bundle of lines at a non-origin point consists of q lines. Let $\mathcal{L} = \{\alpha^{j_1}, \alpha^{j_2}, \dots, \alpha^{j_q}\}$ be a line in $\text{EG}^*(m,q)$. For $0 \leq i < q^2-1$, let $\alpha^i \mathcal{L} = \{\alpha^{j_1+i}, \alpha^{j_2+i}, \dots, \alpha^{j_q+i}\}$. Then, $\alpha^i \mathcal{L}$ is also a line in $\text{EG}^*(2,q)$ and $\alpha^0 \mathcal{L}, \alpha \mathcal{L}, \dots, \alpha^{q^2-2} \mathcal{L}$ give all the q^2-1 lines in $\text{EG}^*(2,q)$. This structure of lines is called *cyclic structure* [6], [7].

Let \mathcal{L} be a line $\text{EG}^*(2,q)$. Based on \mathcal{L} , we define the following (q^2-1) -tuple over $\text{GF}(2)$,

$$\mathbf{v}_{\mathcal{L}} = (v_0, v_1, \dots, v_{q^2-2}),$$

whose components correspond to the q^2-1 non-origin points $\alpha^0, \alpha, \alpha^2, \dots, \alpha^{q^2-2}$ of $\text{EG}^*(2,q)$, where $v_j = 1$ if α^j is a point on \mathcal{L} and $v_j = 0$ otherwise. It is clear that the weight of $\mathbf{v}_{\mathcal{L}}$ is q . This (q^2-1) -tuple $\mathbf{v}_{\mathcal{L}}$ is called the *incidence vector* of the line \mathcal{L} [5], [6]. Due to the cyclic structure of the lines in $\text{EG}^*(2,q)$ (i.e., if \mathcal{L} is a line, $\alpha \mathcal{L}$ is also a line), the incidence vector $\mathbf{v}_{\alpha \mathcal{L}}$ of the line $\alpha \mathcal{L}$ is the cyclic-shift (one place to the right) of the incidence vector $\mathbf{v}_{\mathcal{L}}$ of the line \mathcal{L} .

Let $n = q^2 - 1$. Form an $n \times n$ matrix \mathbf{H}_{EG} over $\text{GF}(2)$ with the incidence vectors of the n lines, $\alpha^0 \mathcal{L}, \alpha \mathcal{L}, \dots, \alpha^{n-1} \mathcal{L}$, of $\text{EG}^*(2,q)$ as rows. Then, \mathbf{H}_{EG} is an $n \times n$ circulant with both column and row weights q . \mathbf{H}_{EG} can be obtained by using the incidence vector $\mathbf{v}_{\mathcal{L}}$ of the line \mathcal{L} as the generator and cyclically shifting $\mathbf{v}_{\mathcal{L}}$ $n-1$ times. Since two lines in $\text{EG}^*(2,q)$ have at most one *point* in common, their

incidence vectors have at most one position where they both have 1-components. Consequently, \mathbf{H}_{EG} satisfies the RC-constraint and its null space gives a cyclic EG-LDPC code \mathcal{C}_{EG} [5], [6], [15] whose Tanner graph is free of cycles of length 4 and hence has a girth of at least 6. The RC-constraint on the parity-check matrix \mathbf{H}_{EG} ensures that the minimum weight (or distance) of \mathcal{C}_{EG} is at least $q + 1$. To find the generator polynomial $\mathbf{g}_{EG}(X)$ of \mathcal{C}_{EG} , we express each row of \mathbf{H}_{EG} as a polynomial over $\text{GF}(2)$ of degree $n - 1$ or less with leftmost entry as the constant term and rightmost entry as the coefficient of X^{n-1} . Let $\tilde{\mathbf{h}}(X)$ be greatest common divisor of the row polynomials of \mathbf{H}_{EG} . The reciprocal $\mathbf{h}_{EG}(X)$ of $\tilde{\mathbf{h}}_{EG}(X)$ is the parity-check polynomial. Then, the generator polynomial $\mathbf{g}_{EG}(X) = (X^n - 1)/\mathbf{h}_{EG}(X)$.

For the special case with $q = 2^s$, the rank of \mathbf{H}_{EG} is $3^s - 1$ [27], [6], [9] and the minimum weight of \mathcal{C}_{EG} is exactly $2^s + 1$ [6], [28]. An integer h with $0 \leq h < 2^{2s}$, can be expressed in radix- 2^s form as follows: $h = c_0 + c_1 2^s$, where $0 \leq c_0, c_1 < 2^s$. The sum $W_{2^s}(h) = c_0 + c_1$ is called the 2^s -weight of h . For any non-negative integer l , let $h^{(l)}$ be the remainder resulting from dividing $2^l h$ by $2^{2s} - 1$. Then $0 \leq h^{(l)} < 2^{2s} - 1$. The radix- 2^s form and 2^s -weight of $h^{(l)}$ are $h^{(l)} = c_0^{(l)} + c_1^{(l)} 2^s$ and $W_{2^s}(h^{(l)}) = c_0^{(l)} + c_1^{(l)}$, respectively. Then, α^h is root of the generator polynomial $\mathbf{g}_{EG}(X)$ of \mathcal{C}_{EG} if and only if [6], [28]

$$0 < \max_{0 \leq l < s} W_{2^s}(h^{(l)}) < 2^s. \quad (53)$$

The smallest integer that does not satisfy the condition given by (53) is $2^s + 1$. Hence, $\mathbf{g}_{EG}(X)$ has the following consecutive powers of $\alpha, \alpha^2, \dots, \alpha^{2^s}$, as roots.

Constructions of cyclic LDPC codes based on finite geometries, Euclidean and projective, were first presented in [5]. In [5], the authors showed that cyclic finite geometry (FG) codes perform very well over the AWGN channel with iterative decoding based on belief propagation (IDBP) using the sum-product algorithm (SPA) and the decoding of these codes converges very fast.

Let c and l be two proper factors of n such that $n = c \cdot l$. Decompose the $n \times n$ circulant parity-check matrix \mathbf{H}_{EG} into a $c \times c$ array $\pi(\mathbf{H}_{EG}) = \pi(\Psi(\mathbf{v}_{\mathcal{L}}))$ of circulants of size $l \times l$ in the form of (4) through column and row permutation π defined by (3). Note that every row of $\pi(\mathbf{H}_{EG})$, as a $(q^2 - 1) \times (q^2 - 1)$ matrix, still corresponds to a line in $\text{EG}^*(2, q)$ not passing through the origin of $\text{EG}(2, q)$. Since \mathbf{H}_{EG} satisfies the RC-constraint, each descendant circulant in $\pi(\mathbf{H}_{EG})$ also satisfies the RC-constraint.

Based on the array $\pi(\mathbf{H}_{EG})$ of circulants, three types of cyclic descendant LDPC-codes of the cyclic EG-LDPC code \mathcal{C}_{EG} can be constructed. Note that the first row of \mathbf{H}_{EG} is not the parity-check vector. For $q = 2^s$, the roots of the generator polynomial $\mathbf{g}_{EG}(X)$ of \mathcal{C}_{EG} can be determined from (53). Then, it follows from Theorems 4 and 5, the roots of the generator polynomials of a type-1 and type-2 cyclic

descendant codes can be determined. QC-EG-LDPC codes can also be constructed by taking the null spaces of subarrays of $\pi(\mathbf{H}_{EG})$.

For $q = 2^s$, let $2^s - 1 = c \cdot l$. Let $\mathbf{v} = (v_0, v_1, \dots, v_{2^s-2})$ be the incidence vector of a chosen line in $EG(2, 2^s)$ not passing through the origin as the generator of the $(2^s - 1) \times (2^s - 1)$ circulant $\mathbf{H}_{EG} = \Psi(\mathbf{v})$ over $GF(2)$. For $0 \leq i < c$, let $\mathbf{v}_i = (v_i, v_{c+i}, \dots, v_{(l-1)c+i})$ be a cyclic section of \mathbf{v} . The ranks of $\mathbf{H}_{EG} = \Psi(\mathbf{v})$ and its type-1 circulant descendant $\Psi(\mathbf{v}_i)$ and type-3 circulant descendant $\mathbf{H}_{EG,mask} = \Psi(\mathbf{v})_{mask}$ (masked circulant of $\mathbf{H}_{EG} = \Psi(\mathbf{v})$) as defined in Section II.B can be determined easily. Let α be a primitive element of $GF(2^s)$. Define the following two $(2^s - 1) \times (2^s - 1)$ matrices over $GF(2^s)$: $\mathbf{V} = [\alpha^{-ij}]$ and $\mathbf{V}^{-1} = [\alpha^{ij}]$, $0 \leq i, j < 2^s - 1$. Both \mathbf{V} and \mathbf{V}^{-1} are *Vandermonde matrices* [23], [24] and non-singular. Furthermore, $\mathbf{V}\mathbf{V}^{-1} = \mathbf{I}$ where \mathbf{I} is a $(2^s - 1) \times (2^s - 1)$ identity matrix. Hence, \mathbf{V}^{-1} is the inverse of \mathbf{V} and vice versa. Then, the matrix

$$\begin{aligned} \mathbf{H}_{EG}^{\mathcal{F}} &= \mathbf{V}\mathbf{H}_{EG}\mathbf{V}^{-1} = \mathbf{V}\Psi(\mathbf{v})\mathbf{V}^{-1} \\ &= \text{diag}\left(\sum_{j=0}^{2^s-2} v_j, \sum_{j=0}^{2^s-2} \alpha^j v_j, \dots, \sum_{j=0}^{2^s-2} \alpha^{(2^s-2)j} v_j\right) \end{aligned}$$

is a $(2^s - 1) \times (2^s - 1)$ diagonal matrix over $GF(2^s)$ whose i th diagonal element, $0 \leq i < 2^s - 2$, equals $\sum_{j=0}^{2^s-2} \alpha^{ij} v_j$. The vector composed of the diagonal elements of $\mathbf{H}_{EG}^{\mathcal{F}}$ is the Fourier transform [23] of the incidence vector $\mathbf{v} = (v_0, v_1, \dots, v_{2^s-2})$. $\mathbf{H}_{EG}^{\mathcal{F}}$ is called the Fourier transform of \mathbf{H}_{EG} . $\mathbf{H}_{EG}^{\mathcal{F}}$ and \mathbf{H}_{EG} have the same rank. Since $\mathbf{H}_{EG}^{\mathcal{F}}$ is a diagonal matrix, its rank, denoted by $\text{rank}(\mathbf{H}_{EG}^{\mathcal{F}})$, is equal to the number of nonzero diagonal elements in $\mathbf{H}_{EG}^{\mathcal{F}}$ which is $2^s - 1$, same as that of \mathbf{H}_{EG} .

Similarly, the rank of the type-3 circulant descendant $\mathbf{H}_{EG,mask} = \Psi(\mathbf{v})_{mask}$ of $\mathbf{H}_{EG} = \Psi(\mathbf{v})$ is equal to the number of nonzero diagonal elements of its Fourier transform $(\mathbf{H}_{EG,mask})^{\mathcal{F}}$ of $\mathbf{H}_{EG,mask}$.

To determine the rank of a type-1 descendant circulant $\Psi(\mathbf{v}_i)$ of $\mathbf{H}_{EG} = \Psi(\mathbf{v})$. We define $\mathbf{V} = [\beta^{-ij}]$ and $\mathbf{V}^{-1} = [\beta^{ij}]$, $0 \leq i, j < l$ where $\beta = \alpha^c$. The order of β is l . Then, for $0 \leq i < c$, the Fourier transform of $\Psi(\mathbf{v}_i)$ is

$$\begin{aligned} (\Psi(\mathbf{v}_i))^{\mathcal{F}} &= \mathbf{V}\Psi(\mathbf{v}_i)\mathbf{V}^{-1} \\ &= \text{diag}\left(\sum_{j=0}^{l-1} v_{jc+i}, \sum_{j=0}^{l-1} \beta^j v_{jc+i}, \dots, \sum_{j=0}^{l-1} \beta^{(l-1)j} v_{jc+i}\right) \end{aligned}$$

is an $l \times l$ diagonal matrix over $GF(2^s)$ whose i th diagonal element, $0 \leq i < l$, equals $\sum_{j=0}^{l-1} \beta^{ij} v_{jc+i}$. The vector composed of the diagonal elements of $(\Psi(\mathbf{v}_i))^{\mathcal{F}}$ is the Fourier transform of $\mathbf{v}_i = (v_i, v_{c+i}, \dots, v_{(l-1)c+i})$. Then, for $0 \leq i < c$, $(\Psi(\mathbf{v}_i))^{\mathcal{F}}$ is the Fourier transform of the type-1 descendant circulant $\Psi(\mathbf{v}_i)$ of

$\mathbf{H}_{EG} = \Psi(\mathbf{v})$. $(\Psi(\mathbf{v}_i))^{\mathcal{F}}$ and $\Psi(\mathbf{v}_i)$ have the same rank. Hence the rank, $\text{rank}(\Psi(\mathbf{v}_i))$, is equal to the number of nonzero diagonal elements in $(\Psi(\mathbf{v}_i))^{\mathcal{F}}$.

To determine the rank of the parity-check matrix $\mathbf{H}_{col,k}$ of a type-2 cyclic descendant code given by (8). We first find the Fourier transform of each $l \times l$ circulant descendant in $\mathbf{H}_{col,k}$. Divide the rows of the Fourier transforms of the k descendant circulants in $\mathbf{H}_{col,k}$ into l groups. Each group θ_j , $1 \leq j \leq l$, consists of the j th rows of the k descendant circulants in $\mathbf{H}_{col,k}$. A group is called a nonzero group if not all its k rows are zero rows, otherwise called a zero group. Then the rank of $\mathbf{H}_{col,k}$ is equal to the number of nonzero groups of rows in the Fourier transforms of the k descendant circulants in $\mathbf{H}_{col,k}$.

Example 2. Let the two-dimensional Euclidean geometry $EG(2, 2^6)$ over $GF(2^6)$ be the code construction geometry. The field $GF(2^{12})$ is a realization of $EG(2, 2^6)$. Based on the incidence vectors of the $2^{2 \times 6} - 1 = 4095$ lines not passing the origin of $EG(2, 2^6)$, we can construct a 4095×4095 RC-constrained circulant \mathbf{H}_{EG} with both column and row weights 64. Any line not passing through the origin of $EG(2, 2^6)$ can be used to construct the generator (the first row) of \mathbf{H}_{EG} . The rank of \mathbf{H}_{EG} is $3^6 - 1 = 728$. The null space of \mathbf{H}_{EG} gives a $(4095, 3367)$ cyclic EG-LDPC code \mathcal{C}_{EG} with minimum distance 65. Its error performances decoded with 50 iterations of the sum-product algorithm (SPA) [3], [6], [15] and the scaled min-sum (MS) algorithm [29] over the binary AWGN channel are shown in Figure 1. We see that the error performance of the code decoded with 50 iterations of SPA is slightly better than that of 50 iterations of the scaled MS-algorithm. Furthermore, decoding of the code with the MS algorithm converges very fast. The performance curves with 5, 10 and 50 iterations of the scaled MS-algorithm almost overlap with each other. Also included in Figure 1 is the error performance of the code decoded with the soft-reliability based iterative majority-logic decoding (SRBI-MLGD) devised in [30]. We see that, at bit-error rate (BER) of 10^{-6} , the SRBI-MLGD performs only 0.6 dB from the scaled MS with 50 iterations. The SRBI-MLGD requires only integer and binary logical operations with a computational complexity much less than that of the SPA and the MS-algorithm. It offers more effective trade-off between error-performance and decoding complexity compared to the other reliability-based iterative decoding, such as the weighted bit-flipping (WBF) algorithms [5], [6], [15], [31], [32].

△△

Example 3. Consider the 4095×4095 circulant \mathbf{H}_{EG} constructed in Example 2. Suppose we factor 4095 as the product of $c = 3$ and $l = 1365$. By column and row permutations, the 4095×4095 circulant \mathbf{H}_{EG} can be decomposed into a 3×3 array $\pi(\mathbf{H}_{EG})$ of descendant circulants of size 1365×1365 in the form given in (4). Let Ψ_0 , Ψ_1 and Ψ_2 denote the 3 descendant circulants of \mathbf{H}_{EG} in the first row of

$\pi(\mathbf{H}_{EG})$. Then

$$\pi(\mathbf{H}_{EG}) = \begin{bmatrix} \Psi_0 & \Psi_1 & \Psi_2 \\ \Psi_2^{(1)} & \Psi_0 & \Psi_1 \\ \Psi_1^{(1)} & \Psi_2^{(1)} & \Psi_0 \end{bmatrix}.$$

The descendant circulants Ψ_0 and Ψ_2 both have column and row weights 24. The descendant circulant Ψ_1 has both column and row weights 16. The rank of Ψ_1 is 600 (the number of nonzero diagonal elements of its Fourier transform Ψ_1^F). Consider the cyclic LDPC code $\mathcal{C}_{EG}^{(1)}$ given by the null space of Ψ_1 . This code is a (1365,765) cyclic EG-LDPC code with rate 0.56 and minimum weight at least 17, the column weight of Ψ_1 plus 1. The code is a type-1 cyclic descendant of the cyclic (4095,3367) EG-LDPC code given in Example 2. Its generator polynomial has $\beta = \alpha^3, \beta^2, \dots, \beta^{16}$ consecutive power of β as roots where α is a primitive element of $GF(2^{12})$. It follows from the BCH bound [6], that the minimum weight is again at least 17 which agrees with bound of column weight plus one. By extensive computer search, we find that $\mathcal{C}_{EG}^{(1)}$ has no trapping set with size smaller than 17 (see Section VI), however, we do find a (17,0) trapping set which gives a codeword of weight 17. Therefore, the minimum weight of $\mathcal{C}_{EG}^{(1)}$ is exactly 17 and the error-floor of this code is dominated by the minimum weight of the code. The error performance of the code over the AWGN channel using BPSK signaling decoded with 50 iterations of the SPA (or MSA) is shown in Figure 2(a). At the block error rate (BLER) of 10^{-5} , the code performs 1.6 dB from the sphere packing bound.

Suppose we use

$$\mathbf{H}_{col,3} = \begin{bmatrix} \Psi_0 \\ \Psi_1 \\ \Psi_2 \end{bmatrix}$$

as a parity-check matrix. This matrix is a 4095×1365 matrix over $GF(2)$ with constant column weight 64 but two different row weights, 16 and 24. Its rank is 664 and hence it has a large row redundancy (3431 redundant rows). The null space of $\mathbf{H}_{col,3}$ gives a (1365,701) cyclic-EG-LDPC code $\mathcal{C}_{EG}^{(2)}$ with rate 0.5135 and minimum distance at least 65. It is a type-2 cyclic descendant of the (4095,3367) cyclic EG-LDPC code given in Example 2. The error performances of this code over the AWGN channel decoded with 50 iterations of the SPA and the SRBI-MLGD-algorithm are shown in Figure 2(b). This code is one-step majority-logic decodable and it can corrects 32 errors with simple one-step (OS) majority-logic decoding (MLGD) [6].

Suppose we replace the circulants, Ψ_2 and its cyclic-shift $\Psi_2^{(1)}$, in $\pi(\mathbf{H}_{EG})$ by two 1365×1365 zero

matrices \mathbf{O} . We obtain the following 3×3 masked array of circulants of size 1365×1365 :

$$\pi(\mathbf{H}_{EG})_{mask} = \begin{bmatrix} \Psi_0 & \Psi_1 & \mathbf{O} \\ \mathbf{O} & \Psi_0 & \Psi_1 \\ \Psi_1^{(1)} & \mathbf{O} & \Psi_0 \end{bmatrix}.$$

The above array is still in the form of (4) with doubly cyclic structure. It is a 4095×4095 matrix over $GF(2)$ with both column and row weights 40. Applying the inverse permutation π^{-1} to the rows and columns of $\pi(\mathbf{H}_{EG})_{mask}$, we obtain an RC-constrained 4095×4095 circulant $\mathbf{H}_{EG,mask}$ with both column and row weights 40. The rank of $\mathbf{H}_{EG,mask}$ is 1392. The null space of $\mathbf{H}_{EG,mask}$ gives a $(40,40)$ -regular $(4095,2703)$ cyclic-EG-LDPC code with minimum distance at least 41. It is a type-3 cyclic descendant code of the $(4095,3367)$ cyclic EG-LDPC code given in Example 2. The error performances of this code over the AWGN channel decoded with 3, 5 and 50 iterations of the SPA is shown in Figure 2(c). $\triangle\triangle$

We can factor 4095 as the product of 15 and 273. Setting $c = 15$ and $l = 273$, we can decompose the 4095×4095 circulant \mathbf{H}_{EG} given in Example 2 into a 15×15 array $\pi(\mathbf{H}_{EG})$ of circulants of size 273×273 . From this array of circulants, we can construct many type-1,-2 and -3 cyclic descendant LDPC codes of the $(4095,3367)$ cyclic EG-LDPC code \mathcal{C}_{EG} given by the null space of \mathbf{H}_{EG} .

In this section, we have shown that given a two-dimensional Euclidean geometry, many cyclic EG-LDPC codes with large minimum weights can be constructed.

B. Quasi-Cyclic Descendants of Two-Dimensional Cyclic EG-LDPC Codes

In the previous subsection, we have considered constructions of cyclic descendant LDPC codes of cyclic EG-LDPC codes based on two-dimensional Euclidean geometries. In this subsection, we consider constructions of QC descendant LDPC codes of cyclic EG-LDPC codes based on two-dimensional Euclidean geometry. As pointed out earlier that construction of QC descendant EG-LDPC codes based on two-dimensional Euclidean geometries was also proposed in [9]. However, the approach to construction proposed in this section is different, mathematically simpler and more general than that in [9]. The approach in conjunction with masking allows us to construct both high and low rate codes. Furthermore, a fundamental theorem on decomposition of a circulant parity-check matrix \mathbf{H}_{EG} constructed based on a two dimensional Euclidean geometry into an array of *circulant permutation matrices* (CPMs) is proved. This theorem will be generalized for constructing QC-EG-LDPC codes based on high-dimensional Euclidean geometries. Therefore, the construction of QC descendant EG-LDPC codes is a generalization of that proposed in [9].

In the following, we will present two types of QC descendant EG-LDPC codes. First, we consider the RC-constrained $c \times c$ array $\pi(\mathbf{H}_{EG})$ of circulants over $\text{GF}(2)$ of size of $l \times l$ constructed in the previous subsection where $cl = n = q^2 - 1$ and $l > q - 1$. For a pair of positive integers, (s, t) with $1 \leq s, t \leq c$, let $\pi(\mathbf{H}_{EG})(s, t)$ be a $s \times t$ subarray of $\pi(\mathbf{H}_{EG})$. This subarray also satisfies the RC-constraint and its null space gives a QC descendant LDPC code $\mathcal{C}_{EG, qc}^{(1)}$ of the cyclic EG-LDPC code \mathcal{C}_{EG} given by the null space of the $n \times n$ circulant \mathbf{H}_{EG} . The QC-LDPC code $\mathcal{C}_{EG, qc}^{(1)}$ is referred to as a *type-1 QC descendant code* of \mathcal{C}_{EG} . Note that q does not divide $q^2 - 1$. For $l > q - 1$ and be a factor of $q^2 - 1$, the smallest l is $q + 1$.

Notice that the transpose of the parity-check matrix $\mathbf{H}_{col, k}$ of a type-2 cyclic descendant EG-LDPC code gives the parity-check matrix $\pi(\mathbf{H}_{EG})(1, k)$ of a type-1 QC descendant EG-LDPC code. Both parity-check matrices $\mathbf{H}_{col, k}$ and $\pi(\mathbf{H}_{EG})(1, k)$ have the same rank which is equal to the number of nonzero groups of rows in the Fourier transforms of the k circulants in $\mathbf{H}_{col, k}$ (or the number of nonzero groups of columns in the Fourier transforms of the k circulants in $\pi(\mathbf{H}_{EG})(1, k)$).

Example 4. Consider the 3×3 array $\pi(\mathbf{H}_{EG})$ of circulants of size 1365×1365 given in Example 3 constructed based on the two-dimensional Euclidean geometry $EG(2, 2^6)$. Set $s = 1$ and $t = 3$. Take the first row $[\Psi_0 \ \Psi_1 \ \Psi_2]$ of $\pi(\mathbf{H}_{EG})$ as a 1×3 subarray $\pi(\mathbf{H}_{EG})(1, 3)$ of $\pi(\mathbf{H}_{EG})$, i.e., $\pi(\mathbf{H}_{EG})(1, 3) = [\Psi_0 \ \Psi_1 \ \Psi_2]$ which is the transpose of the parity-check matrix $\mathbf{H}_{col, 3}$ of the type-2 cyclic LDPC code given in Example 3. $\pi(\mathbf{H}_{EG})(1, 3)$ is a 1365×4095 matrix over $\text{GF}(2)$ with constant row weight 64 but two different column weights 16 and 20. The null space of this subarray gives a $(4095, 3431)$ QC-EG-LDPC code, a QC descendant of $(4095, 3367)$ cyclic EG-LDPC code given in Example 2. The bit and block error performances with 3, 5, and 50 iterations of the SPA are shown in Figure 3. △△

For a type-1 QC descendant of a cyclic EG-LDPC codes \mathcal{C}_{EG} given by the null space of a $(q^2 - 1) \times (q^2 - 1)$ circulant \mathbf{H}_{EG} constructed based on the 2-dimensional Euclidean geometry $EG(2, q)$, the size of each circulant in its parity-check matrix is at least $q + 1$.

Next, we consider type-2 QC descendants of \mathcal{C}_{EG} . Suppose $q - 1$ can be factored as a product of two integers, b and l with $1 \leq b, l < q$, i.e., $q - 1 = bl$. Then $n = q^2 - 1$ can be factored as the following product: $n = (q + 1)(q - 1) = (q + 1)bl$. Let $c = (q + 1)b$. Then, the circulant parity-check matrix \mathbf{H}_{EG} of the cyclic EG-LDPC code \mathcal{C}_{EG} of length $n = q^2 - 1$ can be decomposed into an RC-constrained $(q + 1)b \times (q + 1)b$ array $\pi(\mathbf{H}_{EG})_{cpm}$ of circulants over $\text{GF}(2)$ of size $l \times l$. Since $\pi(\mathbf{H}_{EG})_{cpm}$ is obtained from \mathbf{H}_{EG} by column and row permutations, the rank of $\pi(\mathbf{H}_{EG})_{cpm}$ is the same as the rank of \mathbf{H}_{EG} . The following theorem gives a fundamental structure of the array $\pi(\mathbf{H}_{EG})_{cpm}$ which allows us

to construct a large class of QC-LDPC codes which are QC descendants of the cyclic EG-LDPC code \mathcal{C}_{EG} . We will show that each circulant in $\pi(\mathbf{H}_{EG})_{cpm}$ is either a *circulant permutation matrix* (CPM) or a zero matrix of size $l \times l$. (A CPM is a permutation matrix for which each row is the cyclic-shift of the row above it and the first row is the cyclic-shift of the last row.) We call the array $\pi(\mathbf{H}_{EG})_{cpm}$ the *CPM-decomposition* of \mathbf{H}_{EG} , where the subscript ‘‘CPM’’ stands for ‘‘CPM-decomposition’’.

Theorem 6. *Let \mathbf{H}_{EG} be the $(q^2 - 1) \times (q^2 - 1)$ circulant over $GF(2)$ constructed based on the $q^2 - 1$ lines of the two-dimensional Euclidean geometry $EG(2, q)$ over $GF(q)$ not passing through the origin. Suppose $q - 1$ can be factored as a product of two integers, b and l with $1 \leq b, l < q$, i.e., $q - 1 = bl$. Let $c = (q + 1)b$. Then, \mathbf{H}_{EG} can be decomposed as a $(q + 1)b \times (q + 1)b$ array $\pi(\mathbf{H}_{EG})_{cpm}$ of circulants of size $l \times l$. Each circulant is either an $l \times l$ CPM or an $l \times l$ zero matrix (ZM). Each row (or column) block of $\pi(\mathbf{H}_{EG})_{cpm}$ consists of exactly q CPMs and $(q + 1)b - q$ ZMs.*

Proof: It follows from the definition of the incidence vector of a line in $EG^*(2, q)$ that the $q^2 - 1$ columns of \mathbf{H}_{EG} correspond to the $q^2 - 1$ non-origin points, $\alpha^0 = 1, \alpha, \alpha^2, \dots, \alpha^{q^2-2}$, of $EG^*(2, q)$. Permuting the columns and rows based on the permutation π defined by (2) and (3), we decompose the circulant \mathbf{H}_{EG} into a $c \times c$ array $\pi(\mathbf{H}_{EG})_{cpm}$ of circulants of size $l \times l$ in the form of (4). For $0 \leq j < c$, consider the j th circulant Ψ_j in the first row block of the array $\pi(\mathbf{H}_{EG})_{cpm}$. It follows from the column permutation π that the columns of Ψ_j correspond to the non-origin points, $\alpha^j, \alpha^{c+j}, \alpha^{2c+j}, \dots, \alpha^{(l-1)c+j}$. Suppose that Ψ_j is neither an $l \times l$ CPM nor an $l \times l$ ZM. Then, the first row of Ψ_j must have at least two 1-components. Let $\mathbf{y}_1 = \alpha^{l_1 c + j}$ and $\mathbf{y}_2 = \alpha^{l_2 c + j}$ with $0 \leq l_1 < l_2 < l$, be the points that correspond to two positions where the first row of Ψ_j have 1-components. Then,

$$\mathbf{y}_2 = \lambda \mathbf{y}_1, \quad (54)$$

where $\lambda = \alpha^{(l_2 - l_1)c}$ which is a nonzero element in $GF(q)$. Since $0 < l_2 - l_1 < l$, $\lambda \neq 1$. Let $\mathbf{y} = \eta \mathbf{x} + \mathbf{z}$ be the line in $EG^*(2, q)$ that contains the points (or connects) \mathbf{y}_1 and \mathbf{y}_2 where \mathbf{x} and \mathbf{z} are two linearly independent points in $EG^*(2, q)$ and $\eta \in GF(q)$. Then,

$$\begin{aligned} \mathbf{y}_1 &= \eta_1 \mathbf{x} + \mathbf{z}, \\ \mathbf{y}_2 &= \eta_2 \mathbf{x} + \mathbf{z}. \end{aligned} \quad (55)$$

It follows from (54) and (55) that we have

$$\mathbf{y}_2 = \lambda \eta_1 \mathbf{x} + \lambda \mathbf{z}. \quad (56)$$

where $\lambda\eta_1$ is a nonzero element in $\text{GF}(q)$. Since $\lambda \neq 1$, the point $\lambda\mathbf{z}$ is different from the point \mathbf{z} . Equality (56) implies that \mathbf{y}_2 is also a point on the line $\mathbf{y}' = \eta\mathbf{x} + \lambda\mathbf{z}$ that is parallel to the line $\mathbf{y} = \eta\mathbf{x} + \mathbf{z}$. However, a point cannot be on two parallel lines. Consequently, the first row of Ψ_j cannot have more than one 1-component and Ψ_j is either a CPM or a zero matrix.

As a $(q^2 - 1) \times (q^2 - 1)$ matrix over $\text{GF}(2)$, the first row of \mathbf{H}_{EG} (the incidence vector of a line in $\text{EG}^*(2,q)$) has q one-components. Since $\pi(\mathbf{H}_{EG})_{cpm}$ is obtained from \mathbf{H}_{EG} through column and row permutations, the first row of $\pi(\mathbf{H}_{EG})_{cpm}$, as a $(q^2 - 1) \times (q^2 - 1)$ matrix over $\text{GF}(2)$, also has q one-components. Based on the result proved above, these q one-components must distribute in q CPMs in the first row block of the array $\pi(\mathbf{H}_{EG})_{cpm}$, one in each. Consequently, the first row block of the array $\pi(\mathbf{H}_{EG})_{cpm}$ consists of q CPMs and $c - q = (q + 1)b - q$ ZMs of size $l \times l$. Since $\pi(\mathbf{H}_{EG})_{cpm}$ has the cyclic structure as displayed in (4), every row block of the array is the cyclic-shift of the row block above it and the first row block is the cyclic-shift of the last row block. This cyclic structure implies that every row (or column) block of $\pi(\mathbf{H}_{EG})_{cpm}$ has q CPMs and $(q + 1)b - q$ ZMs. This proves the theorem. \blacksquare

The array $\pi(\mathbf{H}_{EG})_{cpm}$ of CPMs and ZMs of size $l \times l$ can be used as the base to construct QC-LDPC codes. For any pair of integers, (γ, ρ) with $1 \leq \gamma, \rho \leq (q + 1)b$, let $\pi(\mathbf{H}_{EG})(\gamma, \rho)_{cpm}$ be a $\gamma \times \rho$ subarray of $\pi(\mathbf{H}_{EG})_{cpm}$. It is an RC-constrained $\gamma l \times \rho l$ matrix over $\text{GF}(2)$. Then, the null space of $\pi(\mathbf{H}_{EG})(\gamma, \rho)_{cpm}$ gives a QC-EG-LDPC code $\mathcal{C}_{EG,qc}(\gamma, \rho)$ of length ρl whose Tanner graph has a girth of at least 6. If $\pi(\mathbf{H}_{EG})(\gamma, \rho)_{cpm}$ has constant column and row weights, then $\mathcal{C}_{EG,qc}(\gamma, \rho)$ is a regular QC-EG-LDPC code. Otherwise, $\pi(\mathbf{H}_{EG})(\gamma, \rho)_{cpm}$ has multiple column and/or row weights. In this case, the null space of $\pi(\mathbf{H}_{EG})(\gamma, \rho)_{cpm}$ gives an irregular QC-EG-LDPC code.

Here we consider a very special subclass of type-2 QC descendant LDPC codes of the two-dimensional cyclic EG-LDPC code \mathcal{C}_{EG} . The entire array $\pi(\mathbf{H}_{EG})_{cpm}$ is a $(q^2 - 1) \times (q^2 - 1)$ matrix over $\text{GF}(2)$ with both column and row weights equal to q . The null space of $\pi(\mathbf{H}_{EG})_{cpm}$ gives a QC-EG-LDPC code $\mathcal{C}_{EG,qc}((q + 1)b, (q + 1)b)$ of length $n = q^2 - 1$ with minimum distance $q + 1$. If $q = 2^s$, then the rank of $\pi(\mathbf{H}_{EG})_{cpm}$ is $3^s - 1$ (the rank of $\pi(\mathbf{H}_{EG})_{cpm}$ is the same as that of \mathbf{H}_{EG}). In this case, the null space of $\pi(\mathbf{H}_{EG})_{cpm}$ gives a QC-EG-LDPC code with the following parameters:

$$\text{Length: } n = 4^s - 1,$$

$$\text{Dimension} = 4^s - 3^s,$$

$$\text{Minimum distance} = 2^s + 1.$$

For a given two-dimensional Euclidean geometry $\text{EG}(2,q)$ over $\text{GF}(q)$, the above construction gives a family of structurally compatible QC-EG-LDPC codes.

Each factor l of $q - 1$ results in a CPM-decomposition of the circulant \mathbf{H}_{EG} with CPMs of size $l \times l$. A special case of CPM-decomposition of \mathbf{H}_{EG} is $l = q - 1$. In this case, the CPM-decomposition of \mathbf{H}_{EG} is a $(q + 1) \times (q + 1)$ array $\pi(\mathbf{H}_{EG})_{cpm}$ of CPMs and ZMs of size $(q - 1) \times (q - 1)$. Each row (or column) block of $\pi(\mathbf{H}_{EG})_{cpm}$ consists of q CPMs and one single ZM. There are a total of $q + 1$ ZMs in $\pi(\mathbf{H}_{EG})_{cpm}$. In constructing the circulant \mathbf{H}_{EG} , we can choose a line \mathcal{L} such that, after decomposition, the $q + 1$ ZMs in $\pi(\mathbf{H}_{EG})_{cpm}$ lie on its main diagonal. This special case with $l = q - 1$ was first presented in [8] as an array of permutation matrices (PMs) of size $(q - 1) \times (q - 1)$ and was later formulated as an array of CPMs of size $(q - 1) \times (q - 1)$ in [9].

Example 5. Consider the 4095×4095 circulant \mathbf{H}_{EG} over $GF(2)$ constructed based the two-dimensional Euclidean geometry $EG(2, 2^6)$ given in Example 2. Factor $2^{2 \times 6} - 1 = 4095$ as the product of $q + 1 = 2^6 + 1 = 65$ and $q - 1 = 2^6 - 1 = 63$. Let $c = 65$ and $l = 63$. Decompose the 4095×4095 circulant \mathbf{H}_{EG} into a 65×65 array $\pi(\mathbf{H}_{EG})_{cpm}$ of CPMs and ZMs of size 63×63 . Suppose \mathbf{H}_{EG} is constructed by choosing a line \mathcal{L} not passing through the origin of $EG(2, 2^6)$ such that, after decomposition of \mathbf{H}_{EG} , the 65 ZMs of $\pi(\mathbf{H}_{EG})_{cpm}$ lie on its main diagonal. The null space of $\pi(\mathbf{H}_{EG})_{cpm}$ gives $(4095, 3367)$ QC-EG-LDPC code which is combinatorially equivalent to the $(4095, 3367)$ cyclic EG-LDPC code given in Example 2. Suppose we choose a 6×65 subarray $\pi(\mathbf{H}_{EG})(6, 65)_{cpm}$ of $\pi(\mathbf{H}_{EG})_{cpm}$. The null space of this subarray gives a $(4095, 3771)$ code with rate 0.921. The error performance of this code with 50 iterations of the SPA is shown in Figure 4. At the BLER of 10^{-4} , the $(4095, 3771)$ code performs 0.75 dB from the sphere packing bound. $\triangle\triangle$

Example 6. Continue Example 5. Suppose we factor $q - 1 = 63$ as the product of 9 and 7. Set $b = 9$, $l = 7$ and $c = (q + 1)b = 65 \times 9 = 585$. Decompose the 4095×4095 circulant \mathbf{H}_{EG} given in Example 2 into a 585×585 array $\pi(\mathbf{H}_{EG})_{cpm}$ of CPMs and ZMs of size 7×7 . Choose $\gamma = 72$ and $\rho = 585$. Take a 72×585 subarray $\pi(\mathbf{H}_{EG})(72, 585)_{cpm}$ from $\pi(\mathbf{H}_{EG})_{cpm}$. The subarray $\pi(\mathbf{H}_{EG})(72, 585)_{cpm}$ is a 504×4095 matrix over $GF(2)$. The null space of this matrix gives a $(4095, 3591)$ QC-EG-LDPC code with rate 0.877 whose error performance over the AWGN decoded with 50 iterations of the SPA is shown in Figure 5. $\triangle\triangle$

Example 7. In this example, we construct a long high-rate code and show how close the code performs to the Shannon limit. Let the two-dimensional Euclidean geometry $EG(2, 257)$ over the prime field $GF(257)$ be the code construction geometry. Based on the incidence vectors of the lines in $EG(2, 257)$ not passing through the origin of the geometry, we construct a 66048×66048 circulant \mathbf{H}_{EG} with both column and

row weights 257. The null space of \mathbf{H}_{EG} gives a cyclic-EG-LDPC code of length of 66048 with minimum distance at least 258.

Set $c = q + 1 = 257 + 1 = 258$ and $l = q - 1 = 257 - 1 = 256$. Decompose \mathbf{H}_{EG} into a 258×258 array $\pi(\mathbf{H}_{EG})_{cpm}$ of CPMs and ZMs of size 256×256 . In this CPM-decomposition, every row and every column consists of 257 CPMs and a single ZM. Suppose \mathbf{H}_{EG} is constructed by choosing a line not passing through the origin of $EG(2, 2^8)$ such that the 258 ZMs lie on the main diagonal of the array $\pi(\mathbf{H}_{EG})_{cpm}$.

Let $\gamma = 4$ and $\rho = 128$. Take a 4×128 subarray $\pi(\mathbf{H}_{EG})(4, 128)_{cpm}$ from $\pi(\mathbf{H}_{EG})_{cpm}$, avoiding the ZMs on the main diagonal of $\pi(\mathbf{H}_{EG})_{cpm}$. This subarray $\pi(\mathbf{H}_{EG})(4, 128)_{cpm}$ is a 1024×32768 matrix with column and row weights 4 and 128, respectively. The null space of $\pi(\mathbf{H}_{EG})(4, 128)_{cpm}$ gives a $(4, 128)$ -regular $(32768, 31747)$ QC-EG-LDPC code with rate 0.969. The error performance of this code over the AWGN channel decoded with 50 iterations of the SPA is shown in Figure 6. At the BER of 10^{-6} , the code performs 0.6 dB from the Shannon limit. $\triangle\triangle$

If we select a set of CPMs and their cyclic-shifts in $\pi(\mathbf{H}_{EG})_{cpm}$ and replace them by zero matrices of size $l \times l$, we obtain an array $\pi(\mathbf{H}_{EG,mask})_{cpm}$ of CPMs and ZMs which has the form of (4) with doubly cyclic structure. Applying inverse permutation π^{-1} to the rows and columns of $\pi(\mathbf{H}_{EG,mask})_{cpm}$, we obtain a $(q^2 - 1) \times (q^2 - 1)$ masked circulant $\mathbf{H}_{EG,mask}$ over $\text{GF}(2)$. The null space $\mathbf{H}_{EG,mask}$ gives a cyclic-EG-LDPC code of length $q^2 - 1$.

C. Masking

For a pair of two positive integers, (γ, ρ) with $1 \leq \gamma, \rho \leq q + 1$, let

$$\pi(\mathbf{H}_{EG})(\gamma, \rho)_{cpm} = \begin{bmatrix} \mathbf{B}_{0,0} & \mathbf{B}_{0,1} & \cdots & \mathbf{B}_{0,\rho-1} \\ \mathbf{B}_{1,0} & \mathbf{B}_{1,1} & \cdots & \mathbf{B}_{1,\rho-1} \\ \vdots & & \ddots & \vdots \\ \mathbf{B}_{\gamma-1,0} & \mathbf{B}_{\gamma-1,1} & \cdots & \mathbf{B}_{\gamma-1,\rho-1} \end{bmatrix}. \quad (57)$$

be a $\gamma \times \rho$ subarray of $\pi(\mathbf{H}_{EG})_{cpm}$. A set of CPMs in $\pi(\mathbf{H}_{EG})(\gamma, \rho)_{cpm}$ can be replaced by a set of ZMs. This replacement is referred to as masking [6], [8], [10], [11], [15]. Masking results in a sparser matrix whose associated Tanner graph has fewer edges and hence fewer short cycles and probably a larger girth than that of the associated Tanner graph of the original $\gamma \times \rho$ subarray $\pi(\mathbf{H}_{EG})(\gamma, \rho)_{cpm}$. To carry out masking, we first design a low density $\gamma \times \rho$ matrix $\mathbf{Z}(\gamma, \rho) = [z_{i,j}]$ over $\text{GF}(2)$. Then take the following matrix product: $\pi(\mathbf{M}_{EG})(\gamma, \rho)_{cpm} = \mathbf{Z}(\gamma, \rho) \otimes \pi(\mathbf{H}_{EG})(\gamma, \rho)_{cpm} = [z_{i,j} \mathbf{B}_{i,j}]$, where $z_{i,j} \mathbf{B}_{i,j} = \mathbf{B}_{i,j}$ for

$z_{i,j} = 1$ and $z_{i,j}\mathbf{B}_{i,j} = \mathbf{O}(a(q-1) \times (q-1)$ zero matrix) for $z_{i,j} = 0$. We call $\mathbf{Z}(\gamma, \rho)$ the masking matrix, $\pi(\mathbf{H}_{EG})(\gamma, \rho)_{cpm}$ the base array and $\pi(\mathbf{M}_{EG})(\gamma, \rho)_{cpm}$ the masked array. Since the base array $\pi(\mathbf{H}_{EG})(\gamma, \rho)_{cpm}$ satisfies the RC-constraint, the masked array $\pi(\mathbf{M}_{EG})(\gamma, \rho)_{cpm}$ also satisfies the RC-constraint, regardless of the masking matrix. Hence, the associated Tanner graph of the masked matrix $\pi(\mathbf{M}_{EG})(\gamma, \rho)_{cpm}$ has a girth at least 6. The null space of the masked array $\pi(\mathbf{M}_{EG})(\gamma, \rho)_{cpm}$ gives a new QC-EG-LDPC code. If both the masking matrix and the base array are regular, the masked array is also regular and its null space gives a regular QC-LDPC code. However, if the masking matrix is irregular and base array is regular, the masked array is irregular and its null space gives an irregular code. A well designed masking matrix results in a good LDPC code. Design and construction of masking matrices for constructing binary LDPC codes are discussed in [6], [8], [10], [11].

Example 8. *In this example, we construct a long irregular QC-EG-LDPC code using the masking technique presented above. Consider the 258×258 array $\pi(\mathbf{H}_{EG})_{cpm}$ of CPMs and ZMs of size 256×256 constructed in Example 7. Take a 128×256 subarray $\pi(\mathbf{H}_{EG})(128, 256)_{cpm}$ from $\pi(\mathbf{H}_{EG})_{cpm}$. We use this subarray as a base array for masking to construct an irregular code of rate 1/2. Next we construct a 128×256 masking matrix $\mathbf{Z}(128, 286)$ (by computer search) with column and row weight distributions close to the following variable-node and check-node degree distributions (node perspective) of a Tanner graph optimally designed for an irregular code of rate 1/2 and infinite length (using density evolution [33]):*

$$\begin{aligned} \lambda(X) = & 0.4410X + 0.3603X^2 + 0.00171X^5 + 0.03543X^6 + 0.09331X^7 + 0.0204X^8 \\ & + 0.0048X^9 + 0.000353X^{27} + 0.04292X^{29}, \end{aligned}$$

and

$$\rho(X) = 0.00842X^7 + 0.99023X^8 + 0.00135X^9.$$

where the coefficient of X^i represents the percentage of nodes with degree $i + 1$. The column and row weight distributions of the constructed masking matrix $\mathbf{Z}(128, 256)$ are given below:

$$v(X) = 106X + 105X^2 + 35X^8 + 10X^{29},$$

$$c(X) = 10X^7 + 118X^8,$$

where the coefficient X^i gives the number of columns (or rows) of $\mathbf{Z}(128, 256)$ with weight $i + 1$.

Masking the 128×256 subarray $\pi(\mathbf{H}_{EG})(128, 256)_{cpm}$ with $\mathbf{Z}(128, 256)$, we obtain a 128×256

masked array $\pi(\mathbf{M}_{EG})(128, 256)_{cpm} = \mathbf{Z}(128, 256) \otimes \pi(\mathbf{H}_{EG})(128, 256)_{cpm}$ of 256×256 CPMs and ZMs. It is a 32768×65536 matrix over $GF(2)$ with average column and row weights 3.875 and 7.75, respectively. The null space of $\pi(\mathbf{M}_{EG})(128, 256)_{cpm}$ gives an irregular $(65536, 32768)$ QC-EG-LDPC code. The error performance of this code with 50 iterations of the SPA is shown in Figure 7. We see that at a BER of 10^{-9} , the code performs 0.6 dB from the Shannon limit without visible error floor. Also include in Figure 7 is the performance of the DVB S-2 standard $(64800, 32400)$ LDPC code [34] with a BCH outer code. The DVB S-2 LDPC code is an IRA (irregular repeat-accumulated) code [15], [35]. The BCH code is a $(32400, 32208)$ shortened BCH code with error-correction capability 12. The BCH outer code is used to push down the error-floor of the DVB S-2 code. We see that the $(65536, 32768)$ QC-EG-LDPC code outperforms DVB S-2 code with the BCH outer code. $\triangle\triangle$

V. CONSTRUCTION OF QC-LDPC CODES BASED ON DECOMPOSITION OF MULTIPLE CIRCULANTS CONSTRUCTED FROM HIGH-DIMENSIONAL EUCLIDEAN GEOMETRIES

In the last subsection, we considered decomposition of the single RC-constrained circulant constructed based on the lines of a two-dimensional Euclidean geometry $EG(2, q)$ over a finite field $GF(q)$ not passing through the origin of the geometry into a $(q+1)b \times (q+1)b$ array of CPMs and ZMs of size $l \times l$ where b and l are factors of $q-1$ and $bl = q-1$. From this array of CPMs and ZMs, we can construct a family of RC-constrained QC-EG-LDPC codes of various lengths and rates and a family of cyclic LDPC codes.

In this section, we consider decomposition of multiple circulants constructed based on lines of an m -dimensional Euclidean geometry $EG(m, q)$ over the Galois field $GF(q)$ into arrays of CPMs and ZMs of size $l \times l$. From these arrays, we can construct a very large array of CPMs and ZMs which forms a base array to construct a large family of RC-constrained QC-EG-LDPC codes.

Consider the m -dimensional Euclidean geometry $EG(m, q)$ over $GF(q)$. This geometry consists of q^m points and $J = q^{m-1}(q^m - 1)/(q - 1)$ lines. Each line consists of q points. The field $GF(q^m)$ as an extension field of the ground field $GF(q)$ is a realization of the geometry $EG(m, q)$ [6], [26]. Let α be a primitive element of $GF(q^m)$. Then, the powers, $\alpha^{-\infty} \triangleq 0, \alpha^0 = 0, \alpha, \dots, \alpha^{q^m-2}$, represent q^m points of $EG(m, q)$. Again, the element $\alpha^{-\infty} = 0$ represents the origin of $EG(m, q)$. Let $EG^*(m, q)$ be the sub-geometry obtained by removing the origin and the line passing through the origin from $EG(m, q)$. This sub-geometry consists of $q^m - 1$ non-origin points and $J_0 = (q^{m-1} - 1)(q^m - 1)/(q - 1)$ lines not passing through the origin of $EG(m, q)$.

Let $\mathcal{L} = \{\alpha^{j_1}, \alpha^{j_2}, \dots, \alpha^{j_q}\}$ with $0 \leq j_1, j_2, \dots, j_q < q^m - 1$ be a line in $EG^*(m, q)$ consisting of the points, $\alpha^{j_1}, \alpha^{j_2}, \dots, \alpha^{j_q}$. For $0 \leq t < q^m - 1$, $\alpha^t \mathcal{L} = \{\alpha^{j_1+t}, \alpha^{j_2+t}, \dots, \alpha^{j_q+t}\}$ is also a line in

$EG^*(m,q)$ [6], [7], [15]. The lines $\mathcal{L}, \alpha\mathcal{L}, \alpha^2\mathcal{L}, \dots, \alpha^{q^m-2}\mathcal{L}$ are $(q^m - 1)$ different lines in $EG^*(m,q)$. Since $\alpha^{q^m-1} = 1, \alpha^{q^m-1}\mathcal{L} = \mathcal{L}$. The $q^m - 1$ lines, $\mathcal{L}, \alpha\mathcal{L}, \alpha^2\mathcal{L}, \dots, \alpha^{q^m-2}\mathcal{L}$, are said to form a *cyclic class*, denoted by $Q_{\mathcal{L}}$. The J_0 lines in $EG^*(m,q)$ can be partitioned into $K_0 = (q^{m-1} - 1)/(q - 1)$ cyclic classes.

For any line \mathcal{L} in $EG^*(m,q)$ not passing through the origin, the incidence vector of \mathcal{L} is a $(q^m - 1)$ -tuple over $GF(2)$ defined as follows: $\mathbf{v}_{\mathcal{L}} = (v_0, v_1, \dots, v_{q^m-2})$, whose components correspond to the $q^m - 1$ non-origin points, $\alpha^0 = 0, \alpha, \dots, \alpha^{q^m-2}$, of $EG^*(m,q)$, where $v_j = 1$ if α^j is a point on \mathcal{L} , otherwise $v_j = 0$. The weight of the incidence vector of a line is q . Due to the cyclic structure of the lines in $EG^*(m,q)$, the incidence vector $\mathbf{v}(\alpha^{i+1}\mathcal{L})$ of the line $\alpha^{i+1}\mathcal{L}$ is right cyclic-shift of the incidence vector $\mathbf{v}(\alpha^i\mathcal{L})$ for $0 \leq i < q^m - 1$.

Denote the K_0 cyclic classes of lines in $EG^*(m,q)$ with $Q_{\mathcal{L}_0}, Q_{\mathcal{L}_1}, \dots, Q_{\mathcal{L}_{K_0-1}}$. For each cyclic class $Q_{\mathcal{L}_i}$ of $q^m - 1$ lines with $0 \leq i < K_0$, we form a $(q^m - 1) \times (q^m - 1)$ circulant $\mathbf{H}_{EG,i}$ with the incidence vectors of the lines $\mathcal{L}_i, \alpha\mathcal{L}_i, \alpha^2\mathcal{L}_i, \dots, \alpha^{q^m-2}\mathcal{L}_i$ as columns such that each column is downward cyclic-shift of the column on its left and the first column is the downward cyclic-shift of the last column. This $(q^m - 1) \times (q^m - 1)$ circulant $\mathbf{H}_{EG,i}$ satisfies the RC-constraint and has both column and row weights equal to q . Let $q = p^s$ where p is a prime. For $s \geq 3$ and $m \geq 3$, q is very small compared to $q^m - 1$. Therefore, $\mathbf{H}_{EG,i}$ is a very sparse circulant.

Form the following $(q^m - 1) \times K_0(q^m - 1)$ matrix over $GF(2)$ with circulants, $\mathbf{H}_{EG,1}, \mathbf{H}_{EG,2}, \dots, \mathbf{H}_{EG,K_0}$ as submatrices:

$$\mathbf{H}_{EG,qc} = [\mathbf{H}_{EG,0} \ \mathbf{H}_{EG,1}, \dots, \mathbf{H}_{EG,K_0-1}]. \quad (58)$$

This matrix has column and row weights q and qK_0 , respectively. Since the columns of $\mathbf{H}_{EG,qc}$ correspond to the lines of $EG^*(m,q)$, $\mathbf{H}_{EG,qc}$ satisfies the RC-constraint. Its null space gives an RC-constrained QC-EG-LDPC code $\mathcal{C}_{qc,m}$ of length $K_0(q^m - 1)$ with minimum distance at least $q + 1$. The subscript "m" stands for the dimension of the Euclidean geometry $EG(m,q)$ used for code construction.

Suppose $q - 1$ can be factored as a product of b and l with $0 \leq b, l < q$, i.e., $q - 1 = bl$. Then $q^m - 1$ can be factored as follows:

$$\begin{aligned} q^m - 1 &= (q^{m-1} + q^{m-2} + \dots + q + 1)(q - 1) \\ &= (q^{m-1} + q^{m-2} + \dots + q + 1)bl. \end{aligned}$$

Let

$$c = (q^{m-1} + q^{m-2} + \dots + q + 1)b. \quad (59)$$

Theorem 7. For $0 \leq i < K_0$, each $(q^m - 1) \times (q^m - 1)$ circulant $\mathbf{H}_{EG,i}$ constructed based on i th cyclic class Q_{L_i} of lines of the sub-geometry $EG^*(m, q)$ can be decomposed into a $c \times c$ array $\pi(\mathbf{H}_{EG,i})_{cpm}$ of CPMs and ZMs of size $l \times l$ by applying the π -permutation to both the columns and rows of $\mathbf{H}_{EG,i}$. Each row (column) block of $\pi(\mathbf{H}_{EG,i})_{cpm}$ consists of q CPMs and $c - q$ ZMs.

Proof: The proof of this theorem is similar to the proof of Theorem 5. ■

Again, we call $\pi(\mathbf{H}_{EG,i})_{cpm}$ the CPM-decomposition of $\mathbf{H}_{EG,i}$. Replacing each circulant $\mathbf{H}_{EG,i}$ in (58) by its CPM-decomposition $\pi(\mathbf{H}_{EG,i})$, we obtain the following $c \times cK_0$ array of CPMs and ZMs of size $l \times l$ over GF(2):

$$\pi(\mathbf{H}_{EG,qc})_{cpm} = [\pi(\mathbf{H}_{EG,0})_{cpm} \pi(\mathbf{H}_{EG,1})_{cpm} \dots \pi(\mathbf{H}_{EG,K_0-1})_{cpm}]. \quad (60)$$

The array $\pi(\mathbf{H}_{EG,qc})_{cpm}$ is a sparse array with relatively small number of CPMs compared to the number of ZMs. It also satisfied the RC-constraint. Its null space gives a QC-EG-LDPC code which is combinatorially equivalent to the QC-EG-LDPC code $\mathcal{C}_{qc,m}$ given by the null space of $\mathbf{H}_{EG,qc}$ of (58). For $1 \leq \gamma \leq c$ and $1 \leq \rho \leq cK_0$, take a $\gamma \times \rho$ subarray $\pi(\mathbf{H}_{EG,qc})(\gamma, \rho)_{cpm}$ from $\pi(\mathbf{H}_{EG,qc})_{cpm}$. This subarray is $\gamma l \times \rho l$ matrix over GF(2). Its null space gives a QC-EG-LDPC code of length ρl which is referred to as a QC descendant of the QC-EG-LDPC code $\mathcal{C}_{qc,m}$ given by the null space of $\mathbf{H}_{EG,qc}$ of (58). The above construction gives a large family of QC descendant LDPC codes of $\mathcal{C}_{qc,m}$.

Again, a special case is $b = 1$ and $l = q - 1$. In this case, $c = (q^{m-1} + q^{m-2} + \dots + q + 1)$ and $\pi(\mathbf{H}_{EG,qc})_{cpm}$ is a $c \times cK_0$ array of CPMs and ZMs of size $(q - 1) \times (q - 1)$ over GF(2).

Consider the $c \times c$ subarray $\pi(\mathbf{H}_{EG,i})_{cpm}$ of CPMs and ZMs. As stated in Theorem 7, each column (or row block) consists of q CPMs and $c - q$ ZMs. Suppose q can be factored as a product e and f , i.e., $q = ef$. We can split each column block of $\pi(\mathbf{H}_{EG,i})_{cpm}$ into e column blocks of the same length with the q CPMs evenly distributed into the new e column blocks, each with f CPMs. This column splitting operation is referred to *column block splitting*. In distributing the CPMs into e new column blocks, their relative positions are not changed. This column block splitting results in a $c \times ce$ array $\mathbf{M}_{col,i}(e)$ of CPMs and ZMs of size $l \times l$, each column block consisting of f CPMs and each row block consisting of q CPMs. Next, we split each row block of $\mathbf{M}_{col,i}(e)$ into e new row blocks of the same length with the q CPMs evenly distributed among the e new row blocks, each with f CPMs. This row splitting operation is referred to as the *row block splitting*. This row block splitting of $\mathbf{M}_{col,i}(e)$ results in a $ce \times ce$ array $\mathbf{M}_{col,row,i}(e, e)$ of CPMs and ZMs of size $l \times l$. The array $\mathbf{M}_{col,row,i}(e, e)$ is called the $e \times e$ expansion of $\pi(\mathbf{H}_{EG,i})_{cpm}$. Each column block and each row block of $\mathbf{M}_{col,row,i}(e, e)$ consists

of f CPMs. If we replace each $c \times c$ subarray $\pi(\mathbf{H}_{EG,i})_{cpm}$ in $\pi(\mathbf{H}_{EG})_{cpm}$ given by (60) with its $e \times e$ expansion $\mathbf{M}_{col,row,i}(e, e)$, we obtain the following $ce \times ceK_0$ array:

$$\mathbf{M}_{EG,qc} = [\mathbf{M}_{col,row,0}(e, e) \mathbf{M}_{col,row,1}(e, e) \cdots \mathbf{M}_{col,row,K_0-1}(e, e)]. \quad (61)$$

Note that $\mathbf{M}_{EG,qc}$ has a much smaller density of CPMs than that of the array $\pi(\mathbf{H}_{EG,qc})_{cpm}$.

Example 9. Let $q = 2^3$. Consider the 3-dimensional Euclidean geometry $EG(3,2^3)$ over $GF(2^3)$. This geometry has $q^3 - 1 = 2^{3 \times 3} - 1 = 511$ non-origin points and 4599 lines not passing through the origin of the geometry. The 4599 lines not passing through the origin can be partitioned into 9 cyclic classes, each consisting of 511 lines. Using the incidence vectors of the lines in these 9 cyclic classes, we can form 9 circulants, $\mathbf{H}_{EG,0}, \mathbf{H}_{EG,1}, \dots, \mathbf{H}_{EG,8}$, of sized 511×511 . Factor 511 as the product of $b = 73$ and $l = q - 1 = 7$. It follows from Theorem 6, each 511×511 circulant $\mathbf{H}_{EG,i}$ can be decomposed into a 73×73 array $\pi(\mathbf{H}_{EG,i})_{cpm}$ of CPMs and ZMs of size 7×7 . Each column (row) block consists of 8 CPMs and 65 ZMs. Form the following 73×657 array of CPMs and ZMs of size 7×7 :

$$\pi(\mathbf{H}_{EG,qc})_{cpm} = [\pi(\mathbf{H}_{EG,0})_{cpm} \pi(\mathbf{H}_{EG,1})_{cpm} \cdots \pi(\mathbf{H}_{EG,8})_{cpm}].$$

This array is a 511×4599 matrix with column and row weights 8 and 72, respectively. The null space of this matrix gives a (8,72)-regular (4599,4227) QC-EG-LDPC code with rate 0.9191.

Suppose we factor $q = 8$ as the product of $e = 2$ and $f = 4$. Using column and row block splittings, each 73×73 array $\pi(\mathbf{H}_{EG,i})_{cpm}$ can be expanded into a 146×146 array $\mathbf{M}_{col,row,i}(2, 2)$ of CPMs and ZMs of size 7×7 , each row and column block consisting of 4 CPMs and 142 ZMs. Suppose we take first 8 of these 146×146 arrays and form the following 146×1168 array of CPMs and ZMs of size 7×7 :

$$\mathbf{M}_{EG}(8) = [\mathbf{M}_{col,row,0}(2, 2) \mathbf{M}_{col,row,1}(2, 2) \cdots \mathbf{M}_{col,row,7}(2, 2)].$$

It is a 1022×8176 matrix over $GF(2)$ with column and row weight 4 and 32, respectively. The null space of this matrix gives a (4,32)-regular (8176,7156) QC-EG-LDPC code with rate 0.8752. This code is actually equivalent to the (4,32)-regular QC-EG-LDPC code adopted by NASA as the standard code for LANDSAT high-speed communications and other missions [15], [36] where the bit error rate requirement is 10^{-12} . The error performance of this code decoded with 50 iterations of the SPA and 15 iterations of the MSA are shown in Figure 8. We see that there is no visible error-floor down to the BER of 10^{-14} . The estimated error-floor of this code is below the BER of 10^{-15} . At the BER of 10^{-14} , it performs only 1.6 dB from the Shannon limit. A hardware decoder for the NASA code has been built. $\triangle\triangle$

VI. DECOMPOSITION OF PROJECTIVE GEOMETRY LDPC CODES

RC-constrained cyclic LDPC codes can also be constructed based on the incidence vectors of lines of finite projective geometries. For detail construction of this class of codes, the readers are referred to [5], [6], [15]. In the following, we consider the decomposition of a subclass of cyclic projective geometry (PG)-LDPC codes constructed based on the lines of two-dimensional projective geometries over finite fields (often called projective planes).

Consider the 2-dimensional projective geometry $\text{PG}(2, q)$ over $\text{GF}(q)$. This geometry has $n = q^2 + q + 1$ points and $n = q^2 + q + 1$ lines [6], [15], [22], [26]. Each line contains of $q + 1$ points. Two lines can have at most one point in common. Let α be a primitive element of $\text{GF}(q^3)$. Since $q^3 - 1 = (q - 1)(q^2 + q + 1)$, n is a factor of $q^3 - 1$. The n points of $\text{PG}(2, q)$ can be represented by the n elements of $\{\alpha^0, \alpha, \dots, \alpha^{n-1}\}$ [5], [6], [15]. The $q + 1$ points on a line are represented by the $q + 1$ elements in $\{\alpha^0, \alpha, \dots, \alpha^{n-1}\}$. Let \mathcal{L} be a line in $\text{PG}(2, q)$. The incidence vector of this line \mathcal{L} is an n -tuple over $\text{GF}(2)$ defined as follows: $\mathbf{v}_{\mathcal{L}} = (v_0, v_1, \dots, v_{n-1})$ where $v_j = 1$ if α^j is a point on \mathcal{L} , otherwise $v_j = 0$ for $0 \leq j < n$. Since \mathcal{L} consists of $q + 1$ points, the weight of $\mathbf{v}_{\mathcal{L}}$ is $q + 1$. It is known that the cyclic-shift of $\mathbf{v}_{\mathcal{L}}$ is the incidence of another line in $\text{PG}(2, q)$ [6], [15]. The incidence vector $\mathbf{v}_{\mathcal{L}}$ and its $n - 1$ cyclic-shifts are all different and give the incidence vectors of all the n lines in $\text{PG}(2, q)$.

Form an $n \times n$ circulant \mathbf{H}_{PG} over $\text{GF}(2)$ with $\mathbf{v}_{\mathcal{L}}$ and its $n - 1$ cyclic-shifts as rows. The columns and rows of \mathbf{H}_{PG} correspond to the points and lines of $\text{PG}(2, q)$, respectively. Both column and row weights of \mathbf{H}_{PG} are equal to $q + 1$. Since two lines in a projective geometry can have at most one point in common, their incidence vectors can have at most one place where they both have 1-components. Hence, \mathbf{H}_{PG} satisfies the RC-constraint. Therefore, the null space of \mathbf{H}_{PG} gives an RC-constrained cyclic-PG-LDPC code \mathcal{C}_{PG} of length $n = q^2 + q + 1$ and minimum distance at least $q + 2$, whose Tanner graph has a girth of at least 6.

For the special case $q = 2^s$, the rank of \mathbf{H}_{PG} is $3^s + 1$ [5], [6], [15], [27] and the cyclic PG-LDPC code \mathcal{C}_{PG} has the following parameters: 1) Length $n = 2^{2s} + 2^s + 1$; 2) Dimension $n - 3^s - 1$; 3) Minimum distance $\geq 2^s + 2$. The roots of the generator $g(X)$ of \mathcal{C}_{PG} can be determined and are given in [5], [6], [37].

Let c and l be two proper factors of n such that $n = c \cdot l$. Then, through column and row permutation π defined by (2) and (3), the circulant \mathbf{H}_{PG} can be decomposed into an RC-constrained $c \times c$ array $\pi(\mathbf{H}_{PG})$ of circulants of size of $l \times l$. The null space of each nonzero $l \times l$ circulant in $\pi(\mathbf{H}_{PG})$ gives an RC-constrained cyclic PG-LDPC code of length l . For any pair (γ, ρ) of integers with $1 \leq \gamma, \rho \leq l$,

the null space of any $\gamma \times \rho$ subarray of $\pi(\mathbf{H}_{PG})$ gives a QC-PG-LDPC code of length ρl .

Example 10. Let the two-dimensional projective geometry $PG(2, 2^6)$ over $GF(2^6)$ be the code construction geometry. This geometry has $(2^{3s} - 1)/(2^s - 1) = 4161$ points and 4161 lines. Each line consists of 65 points. Based on the lines of $PG(2, 2^6)$, we can construct an RC-constrained 4161×4161 circulant \mathbf{H}_{PG} with both column and row weights equal to 65. The null space of this circulant gives a $(65, 65)$ -regular $(4161, 3431)$ cyclic PG-LDPC code with minimum distance at least 66. The error performances of this code over the AWGN channel decoded with 5, 10 and 50 iterations of the SPA are shown in Figure 9(a). We see that the decoding of this code converges very fast. Since 4161 can be factored as the product of 3 and 1387. Let $c = 3$ and $l = 1387$. Then \mathbf{H}_{PG} can be decomposed into a 3×3 array $\pi(\mathbf{H}_{PG})$ of circulants of size 1387×1387 in the form of (4). Let Ψ_0 , Ψ_1 and Ψ_2 be the 3 circulants in the first row block of $\pi(\mathbf{H}_{PG})$. The column and row weights of the circulant Ψ_1 are both 19. The null space of Ψ_1 gives an RC-constrained $(1387, 720)$ cyclic-PG-LDPC code with minimum distance at least 20. Its error performance over the AWGN channel decoded with 50 iterations of SPA is shown in Figure 9(b). $\triangle\triangle$

Note that $n = q^2 + q + 1$ is not divisible by $q - 1$. The PG-circulant \mathbf{H}_{PG} cannot be decomposed into an array of CPMs of size $(q - 1) \times (q - 1)$. Decomposition of circulants constructed based on projective geometries of dimensions higher than two can be carried out similar to the decomposition of high dimensional Euclidean geometries, except for the CPM-decomposition.

VII. TRAPPING SETS OF RC-CONSTRAINED LDPC CODES

It has been observed for most LDPC codes, decoded with iterative message-passing decoding algorithms such as the SPA or the MSA, that as the SNR continues to increase, the error probability *suddenly drops at a rate much slower than* that in the region of low to moderate SNR (or even stops to drop, i.e., *the error performance curve flattens out*). This phenomenon, known as *error-floor*, may preclude LDPC codes from applications requiring very low error rates. High error-floors most commonly occur for unstructured random or pseudo-random LDPC codes constructed using computer based methods or algorithms. Structured LDPC codes constructed algebraically, such as finite geometry and finite field LDPC codes [5]-[13], in general have much lower error-floors.

Ever since the phenomenon of the error-floors of LDPC codes with iterative decoding became known [38], a great deal of research effort has been expended in finding its causes and methods to resolve or mitigate the error-floor problem. For the AWGN channel, the error-floor of an LDPC code is mostly caused by an undesirable structure, known as *trapping set* [14], [15], in the Tanner graph of the code

based on which the decoding is carried out.

A. Concepts and Definitions

Let \mathcal{C} be an LDPC code of length n given by the null space of a sparse $m \times n$ parity-check matrix $\mathbf{H} = [h_{i,j}], 0 \leq i < m, 0 \leq j < n$ over $\text{GF}(2)$ with m rows and n columns. The Tanner graph [4] \mathcal{G} of \mathcal{C} is a *bipartite graph* with two sets of nodes, the *variable nodes* (VNs) and the *check nodes* (CNs). The VNs, denoted by v_0, v_1, \dots, v_{n-1} , represent the n code bits of a codeword $\mathbf{v} = (v_0, v_1, \dots, v_{n-1})$ in the code and the CNs, denoted by c_0, c_1, \dots, c_{m-1} , represent the m (*parity*) *check-sum constraints* that the code bits must satisfy (they must be all equal to zero). For convenience, we do not distinguish a “code bit” and a “VN”, or a “check-sum” and a “CN”. We will use the notation v_j for both the j th code bit and its corresponding VN and the notation c_i for both the i th check-sum and its corresponding CN. A VN v_j is connected to a CN c_i by an *edge* if and only if the code bit v_j is contained in the check-sum c_i . Basically, the VNs correspond to the n columns of the parity-check matrix \mathbf{H} and CNs correspond to the m rows of \mathbf{H} . The j th VN v_j is connected to the i th CN c_i by an edge if and only if $h_{i,j} = 1$. The degree d_{v_j} of the VN v_j is defined as the number of CNs connected to v_j and the degree d_{c_i} of the CN c_i is defined as the number of VNs connected to the CN c_i . The degree d_{v_j} of the VN v_j is simply equal to the number of 1-entries in the j th column of the parity-check matrix $\mathbf{H} = [h_{i,j}]$ and the degree d_{c_i} of the CN c_i is simply equal to the number of 1-entries in the i th row of $\mathbf{H} = [h_{i,j}]$. For a (γ, ρ) -regular LDPC code, all the VNs have the same degree γ and all the CNs have the same degree ρ . For an irregular code, its Tanner graph has varying VN degrees and/or varying CN degrees. It is clear that the number of edges in the Tanner graph of an LDPC code is equal to the total number of 1-entries in the code’s parity-check matrix \mathbf{H} .

Figure 10(a) shows that the Tanner graph of a (3,3)-regular (7,3) LDPC code given by the null space of the following RC-constrained parity-check matrix:

$$\mathbf{H} = \begin{bmatrix} 1 & 0 & 1 & 1 & 0 & 0 & 0 \\ 0 & 1 & 0 & 1 & 1 & 0 & 0 \\ 0 & 0 & 1 & 0 & 1 & 1 & 0 \\ 0 & 0 & 0 & 1 & 0 & 1 & 1 \\ 1 & 0 & 0 & 0 & 1 & 0 & 1 \\ 1 & 1 & 0 & 0 & 0 & 1 & 0 \\ 0 & 1 & 1 & 0 & 0 & 0 & 1 \end{bmatrix}.$$

Definition 1. Let \mathcal{G} be the Tanner graph of a binary LDPC code \mathcal{C} given by the null space of an $m \times n$ matrix \mathbf{H} over $GF(2)$. For $1 \leq \kappa \leq n$ and $0 \leq \tau \leq m$, a (κ, τ) trapping set [14] is a set $\mathcal{T}(\kappa, \tau)$ of κ VNs in \mathcal{G} which induce a subgraph of \mathcal{G} with exactly τ odd-degree CNs (and an arbitrary number of even-degree CNs). An elementary (κ, τ) trapping set [20] is a trapping set for which all CNs in the induced subgraph of the Tanner graph have degree one or degree two, and there are exactly τ degree-one CNs.

In an elementary trapping set, every CN of degree 1 is connected to a single VN and every CN of degree 2 (if exists) is connected to two VNs. Figures 10(b) and 10(c) shows two subgraphs of the Tanner graph of a (3,3)-regular LDPC code shown in Figure 10(a) which are induced by a (3,3) trapping set and a (4,4) trapping set, respectively. The (3,3) trapping set consists of 3 VNs, v_1 , v_4 and v_6 . The subgraph induced by this trapping set has 3 CNs of degree 1 and 3 CNs of degree 2. Therefore, this trapping set is an elementary trapping set. The (4,4) trapping set consists of 4 VNs, v_1 , v_2 , v_4 and v_6 . The subgraph induced by this trapping set has 3 CNs of degree 1, one CN of degree 3 and 3 CNs of degree 2.

Suppose, in transmission of a codeword, an error pattern \mathbf{e} with κ errors at the locations of the κ VNs of a (κ, τ) trapping set occurs. This error pattern will cause τ parity-check failures (i.e., the check-sums are not equal to zeros, because each of these τ check-sums contain an odd number of errors in \mathbf{e}). In this case, for iterative decoding, another decoding iteration must be carried out to correct the failed check-sum. Iterative decoding, such as the SPA and MSA, is very susceptible to trapping sets of a code because it works locally in a distributed-processing manner. Each CN has a local processor unit to process the messages received from the VNs connected to it and each VN has a local processor unit to process the messages received from the CVs connected to it. Hopefully, these local processor units through iterations and message exchanges collect enough information to make a global optimum decision of the transmitted code bits.

In each decoding iteration, we call a CN a *satisfied* CN if it satisfies its corresponding check-sum constraint (i.e., its corresponding check-sum is equal to zero), otherwise, call it an *unsatisfied* CN. During the decoding process, the decoder undergoes *state transitions* from one state to another until all the CNs satisfy their corresponding check-sum constraints or a predetermined maximum number of iterations is reached. The i th state of an iterative decoder is represented by the hard-decision sequence obtained at the end of i th iteration. In the process of a decoding iteration, the messages from the satisfied CNs try to *reinforce* the current decoder state, while the messages from the unsatisfied CNs try to *change* some of the bit decisions to satisfy their check-sum constraints. If errors affect the κ code bits (or the κ VNs) of a

(κ, τ) trapping set $\mathcal{T}(\kappa, \tau)$, the τ odd-degree CNs, each connected to an odd number of VNs in $\mathcal{T}(\kappa, \tau)$, will not be satisfied while all other CNs will be satisfied. The decoder will succeed in correcting the errors in $\mathcal{T}(\kappa, \tau)$ if the messages coming from the unsatisfied CNs connected to the VNs in $\mathcal{T}(\kappa, \tau)$ are *strong enough* to overcome the (false or inaccurate) messages coming from the satisfied CNs. However, this may not be the case if τ is *small*. As a result, the decoder may not converge to a valid codeword even if more decoding iterations are performed and this non-convergence of decoding results in an error-floor. In this case, we say that the decoder is trapped.

For the binary-input AWGN channel, error patterns with small number of errors (or low-weight error-patterns) are more probable to occur than error patterns with larger number of errors. Consequently, in message-passing decoding algorithms, the most harmful (κ, τ) trapping sets are usually those with small values of κ and τ , especially when the value of τ is very small compared to that of κ . Extensive study and simulation results [13], [38]-[68] show that the trapping sets that result in high decoding failure rates and contribute significantly to high error-floors are those with small values κ and small ratios τ/κ . We call these trapping sets *small trapping sets*. The trapping sets with large values τ relative to values κ in general result in relatively small decoding failure rates and contribute little to error-floor. From extensive computer simulations reported in the literature [14], [38]-[68], it has been observed that most trapping sets that exert a strong influence on the error-floor are of the elementary trapping sets and trapping sets with $\tau/\kappa \leq 1$.

Besides small trapping sets and their distributions, undetected errors caused by small minimum weight of a code also contribute considerably to the error-floor of the code. If there are no trapping sets with size κ smaller than the minimum weight of an LDPC code, then the error-floor of the code decoded with iterative decoding is dominated by the minimum weight of the code. For $\tau = 0$, $\mathcal{T}(\kappa, 0)$ is a special trapping set with no odd-degree CN. Such a trapping set is induced by an error pattern which is identical to a codeword of weight κ . When such a trapping set occurs, the decoder converges into an incorrect codeword and commits an undetected error. In this case, we say that the decoder is trapped into a fixed point.

The notion of a small trapping set given above is loosely defined. A more quantitative definition of small trapping set was given by Lädner and Milenkovic [20].

Definition 2. A (κ, τ) trapping set in the Tanner graph of an LDPC code of length n is said to be small if $\kappa \leq \sqrt{n}$ and $\tau \leq 4\kappa$ (i.e. the ratio $\tau/\kappa \leq 4$).

Since Richardson introduced the notion of trapping sets and their effect on error-floor in 2003 [14],

a great deal of research effort has been expended in analyzing the general structure of trapping sets of LDPC codes, developing methods (or algorithms) for finding trapping sets (especially the harmful ones), techniques to remove small trapping sets, and devising decoding strategies to remove or reducing the degrading effect of harmful trapping sets,[13], [38]-[68]. The research effort expended so far still leaves the trapping set problem largely unsolved. However, study and extensive computer simulations have shown that among the trapping sets contribute significantly to the error-floor, the harmful ones are mostly the small trapping sets, especially the small elementary trapping sets with $\tau/\kappa \leq 1$.

Constructing (or designing) codes to avoid harmful trapping sets to mitigate error-floor problem is a hard combinatorial problem, just like finding the number of the minimum weight codewords (or the weight distribution) of a linear code. Consequently, to lower the error-floor of an LDPC code caused by (small) trapping sets, an alternate approach is taken. A most commonly taken approach is a *decoder-based strategy* to remove or reduce the effect of harmful trapping sets on error-floor. Several such decoder-based strategies have been recently proposed [53], [54], [56], [58], [61], [67], [68]. Among them, the most effective decoding strategy is the *backtracking iterative decoding algorithm* recently presented in [68].

B. An Analysis of Trapping Sets of the RC-Constrained LDPC Codes

In this section, we present an analysis of trapping set structure of an RC-constrained regular LDPC code. The analysis is based on the RC-constraint on the rows and columns of the parity-check matrix \mathbf{H} and its column weight γ . For such an RC-constrained LDPC code, its minimum weight is at least $\gamma + 1$. We will show that there is no (κ, τ) trapping set with $\kappa \leq \gamma$ and $\tau < \gamma$. More precisely, any trapping set (κ, τ) with κ VNs, if $\kappa \leq \gamma$, then the number of odd-degree CNs is at least $\gamma + 1$, i.e., $\tau > \gamma$. This is to say that for an RC-constrained (γ, ρ) -regular LDPC code, there is no harmful trapping set with size smaller than γ . Particularly, we will show that an RC-constrained (γ, ρ) -regular LDPC code whose parity-check matrix has column weight γ has no small elementary trapping sets of the type defined by Definition 2. Cyclic EG- and PG-LDPC codes given in [5] and their cyclic and QC descendants given in Sections IV and VI of this paper are RC-constrained LDPC codes and whose parity-check matrices have large column weights, hence they don't have harmful small trapping sets with size smaller than γ . Besides the FG-LDPC codes, LDPC codes constructed based on finite fields and experimental designs in [10]-[13], [69]-[76] are also RC-constrained LDPC codes.

Let \mathcal{C} be a binary (γ, ρ) -regular LDPC code of length n given by the null space of an RC-constrained $m \times n$ matrix $\mathbf{H} = [h_{i,j}]_{0 \leq i < m, 0 \leq j < n}$ over GF(2) with column and row weights γ and ρ , respectively.

Let $\mathbf{h}_0, \mathbf{h}_1, \dots, \mathbf{h}_{m-1}$ denote the rows of \mathbf{H} , where the i th row \mathbf{h}_i is given by the following n -tuple over $\text{GF}(2)$: $\mathbf{h}_i = (h_{i,0}, h_{i,1}, \dots, h_{i,n-1})$, for $0 \leq i < m$. An n -tuple $\mathbf{v} = (v_0, v_1, \dots, v_{n-1})$ over $\text{GF}(2)$ is a codeword in \mathcal{C} if and only if $\mathbf{v} \cdot \mathbf{H}^T = \mathbf{0}$ (a zero m -tuple). The condition $\mathbf{v} \cdot \mathbf{H}^T = \mathbf{0}$ gives the following m constraints on the bits of the codeword \mathbf{v} :

$$c_i = \mathbf{v} \cdot \mathbf{h}_i = v_0 h_{i,0} + v_1 h_{i,1} + \dots + v_{n-1} h_{i,n-1} = 0, \quad (62)$$

for $0 \leq i < m$, where $\mathbf{v} \cdot \mathbf{h}_i$ is the inner product of \mathbf{v} and \mathbf{h}_i . The above m linear sums of code bits are called *parity-check-sums* (or simply check-sums). The m check-sums of the code bits equal to 0 are the constraints that the code bits of any codeword must satisfy.

For $0 \leq j < n$, if $h_{i,j} = 1$, then the j th code bit v_j participates (or is contained) in the i th check-sum c_i given by (62). In this case, we say that the i th check-sum c_i *checks on* the j th code bit v_j of \mathbf{v} (or the j th code bit v_j of \mathbf{v} is *checked* by the i th check-sum c_i). Since \mathbf{H} has constant column weight γ , there are γ check-sums containing (or checking on) the code bit v_j . Since every row of \mathbf{H} has weight ρ , each check-sum c_i checks on ρ code bits. Since \mathbf{H} satisfies the RC-constraint, no two different rows of \mathbf{H} have more than one position where they both have 1-components. This implies that no two different code bits, v_{j_1} and v_{j_2} , are *simultaneously checked* by two different check-sums, c_{i_1} and c_{i_2} .

Suppose a codeword $\mathbf{v} = (v_0, v_1, \dots, v_{n-1})$ in \mathcal{C} is transmitted over the binary-input AWGN channel. Let $\mathbf{z} = (z_0, z_1, \dots, z_{n-1})$ over $\text{GF}(2)$ be the *hard-decision received vector (or sequence)*. The j th received bit z_j of \mathbf{z} is simply an estimate of the j th code bit v_j of the transmitted codeword \mathbf{v} . If $z_j = v_j$ for $0 \leq j < n$, then $\mathbf{z} = \mathbf{v}$; otherwise, \mathbf{z} contains *transmission errors*. Therefore, \mathbf{z} is an estimate of the transmitted codeword \mathbf{v} prior channel decoding. Let

$$\begin{aligned} \mathbf{e} &= (e_0, e_1, \dots, e_{n-1}), \\ &= (z_0, z_1, \dots, z_{n-1}) + (v_0, v_1, \dots, v_{n-1}), \\ &= (z_0 + v_0, z_1 + v_1 + \dots + z_{n-1} + v_{n-1}). \end{aligned}$$

where, for $0 \leq j < n$, $e_j = z_j + v_j$ and “+” is modulo-2 addition. If $z_j \neq v_j$, then $e_j = 1$ otherwise $e_j = 0$. Therefore, the positions in \mathbf{e} where the components equal to “1” are the erroneous positions. The n -tuple \mathbf{e} gives the pattern of errors contained in the received sequence \mathbf{z} and is called the *error pattern* contained in \mathbf{z} [6]. Hence $\mathbf{z} = \mathbf{v} + \mathbf{e}$.

For any decoding algorithm (soft or hard), the first step is to compute the syndrome of \mathbf{z} [6],

$$\mathbf{s} = (s_0, s_1, \dots, s_{m-1}) = \mathbf{z} \cdot \mathbf{H}^T, \quad (63)$$

where,

$$s_i = \mathbf{z} \cdot \mathbf{h}_i = z_0 h_{i,0} + z_1 h_{i,1} + \dots + z_{n-1} h_{i,n-1}, \quad (64)$$

for $0 \leq i < m$, which is called a *syndrome-sum* of \mathbf{z} . If $\mathbf{s} = \mathbf{0}$, then the received bits in \mathbf{z} satisfy all the m check-sum constraints given by (62) and \mathbf{z} is a codeword. In this case, the receiver assumes that \mathbf{z} is the transmitted codeword and accepts it as the *decoded* codeword. If $\mathbf{s} \neq \mathbf{0}$, the received bits in \mathbf{z} do not satisfy all the m check-sum constraints given by (62) and \mathbf{z} is not a codeword. In this case, we say that errors in \mathbf{z} are *being detected* and the error pattern is called a *detectable error pattern*. Then an error correction process is initiated. Since $\mathbf{z} = \mathbf{v} + \mathbf{e}$ and $\mathbf{v} \cdot \mathbf{h}_i = 0$, it follows from (64) that each syndrome-sum is actually a linear sum of a set of error bits contained in the received sequence \mathbf{z} ,

$$s_i = \mathbf{e} \cdot \mathbf{h}_i = e_0 h_{i,0} + e_1 h_{i,1} + \dots + e_{n-1} h_{i,n-1}, \quad (65)$$

If \mathbf{z} is error-free, $s_i = c_i = 0$ for $0 \leq i < m$. If \mathbf{z} is not error-free but the error pattern \mathbf{e} happens to be identical to a nonzero codeword in \mathcal{C} , all the m syndrome-sums will be equal to 0. In this case, the received sequence \mathbf{z} contains an undetected error pattern and decoding results in an incorrect decoding. Decoding process is initiated (or continues in iterative decoding) only if not all the syndrome-sums are equal to zero.

From (65), we see that a syndrome-sum s_i is equal to “1” if and only if the number of nonzero error digits checked by s_i (or participate in the sum s_i) is *odd*. A syndrome-sum s_i is equal to zero if and only if either all the error bits checked by s_i are error-free or the number of nonzero error bits checked by s_i is even. Let \mathbf{e} be an error pattern with κ nonzero error bits which cause τ nonzero syndrome-sums and an arbitrary number of zero syndrome-sums. Construct a subgraph $\mathcal{G}(\kappa, \tau)$ of the Tanner graph \mathcal{G} of the code with a set $\mathcal{T}(\kappa, \tau)$ of κ VNs. These κ VNs correspond to the κ nonzero error bits in the detectable error pattern \mathbf{e} and are connected to τ CNs which correspond to the τ nonzero (failed) syndrome-sums and/or some CNs which correspond to zero syndrome-sums but are adjacent to the VNs in $\mathcal{T}(\kappa, \tau)$. In this subgraph, the CNs corresponding to the nonzero (failed) syndrome-sums have odd degrees and the other CNs have even-degrees. This subgraph $\mathcal{G}(\kappa, \tau)$ is said to be induced by the detectable error pattern \mathbf{e} and the set $\mathcal{T}(\kappa, \tau)$ is a trapping set as defined in Definition 1.

A syndrome-sum s_i that contains an error bit e_j is said to *check on* e_j . Since each column of the parity-check matrix \mathbf{H} has column weight γ , there are γ syndrome-sums checking on every error bit e_j , i.e., every error bit is checked by γ syndrome-sums (or contained in γ syndrome-sums). Since each row of \mathbf{H} has weight ρ , each syndrome-sum checks on ρ error bits. Since \mathbf{H} satisfies the RC-constraint, *no*

two error bits can be checked simultaneously by two syndrome-sums.

For $0 \leq i < m$ and $0 \leq j < n$, we define the following two *index sets*:

$$\mathcal{N}_i = \{j : 0 \leq j < n, h_{i,j} = 1\}, \quad (66)$$

$$\mathcal{M}_j = \{i : 0 \leq i < m, h_{i,j} = 1\}. \quad (67)$$

The indices in \mathcal{N}_i are simply the locations of the 1-components in the i th row \mathbf{h}_i of \mathbf{H} . \mathcal{N}_i is called the *support* of \mathbf{h}_i . The indices in \mathcal{M}_j give the rows of \mathbf{H} whose j th components are equal to “1”. We call \mathcal{M}_j the *support* of j th code bit v_j . Since \mathbf{H} satisfies the RC-constraint, it is clear that: 1) for $0 \leq i_1, i_2 < m$ and $i_1 \neq i_2$, \mathcal{N}_{i_1} and \mathcal{N}_{i_2} have *at most one* index in common; and 2) for $0 \leq j_1, j_2 < n$ and $j_1 \neq j_2$, \mathcal{M}_{j_1} and \mathcal{M}_{j_2} have at most one index in common. Since \mathbf{H} has constant column weight γ and constant row weight ρ , $|\mathcal{M}_j| = \gamma$ for $0 \leq j < n$ and $|\mathcal{N}_i| = \rho$ for $0 \leq i < m$.

For $0 \leq j < n$, define the following set of rows of \mathbf{H} :

$$\mathcal{A}^{(j)} = \{\mathbf{h}_i^{(j)} : i \in \mathcal{M}_j\}. \quad (68)$$

Then it follows from the RC-constraint on the rows of \mathbf{H} that $\mathcal{A}^{(j)}$ has the following structural properties: 1) every row $\mathbf{h}_i^{(j)}$ in $\mathcal{A}^{(j)}$ has a 1-component at the position j ; (2) any 1-component at a position other than j th position can appear in at most one row in $\mathcal{A}^{(j)}$; and (3) for $0 \leq j_1, j_2 < n$, and $j_1 \neq j_2$, $\mathcal{A}^{(j_1)}$ and $\mathcal{A}^{(j_2)}$ can have *at most one row in common*. The rows in $\mathcal{A}^{(j)}$ are said to be *orthogonal* on the j th code bit v_j .

For $0 \leq j < n$, define the following set of syndrome-sums:

$$S^{(j)} = \{s_i^{(j)} = \mathbf{e} \cdot \mathbf{h}_i^{(j)} : \mathbf{h}_i^{(j)} \in \mathcal{A}^{(j)}\}. \quad (69)$$

Then, the j th error bit e_j of the error pattern \mathbf{e} is checked by (contained in) every syndrome-sum in $S^{(j)}$ and any error bit other than e_j is checked by at most one syndrome-sum in $S^{(j)}$. Each syndrome-sum in $S^{(j)}$ can be expressed as follows: for $i \in \mathcal{M}_j$,

$$s_i^{(j)} = e_j + \sum_{l \in \mathcal{N}_i, l \neq j} e_l h_{i,l}. \quad (70)$$

The syndrome-sums in $S^{(j)}$ are said to be *orthogonal* on the error bit e_j and are called *orthogonal syndrome-sums* on e_j . The RC-constraint on the parity-check matrix \mathbf{H} (or property-3 of $\mathcal{A}^{(j)}$) ensures that any two different orthogonal sets $S^{(j_1)}$ and $S^{(j_2)}$ can have *at most one syndrome-sum in common*. Basically, under the RC-constraint, if two rows in \mathbf{H} have 1-components at two different positions, then

the two rows must be *identical*.

Consider an error pattern $\mathbf{e} = (e_0, e_1, \dots, e_{n-1})$ with a single error at j th position with $0 \leq j < n$, i.e., $e_j = 1$. For this single error pattern, all the γ syndrome-sums in $S^{(j)}$ orthogonal on e_j are equal to “1”. Since e_j is only checked by the syndrome-sums in $S^{(j)}$, all the syndrome-sums in any other orthogonal syndrome set are error free and equal to zero. Consequently, the trapping set correspond to this single error pattern is a $(1, \gamma)$ trapping set $\mathcal{T}(1, \gamma)$ with one VN and γ CNs of degree 1. Each of these the CNs is connected to the VN v_j and has degree one. It is clear that $\mathcal{T}(1, \gamma)$ is an elementary trapping set. If $\gamma > 4$, it is not a small trapping set of the type defined by Definition 2.

Next, we consider an error pattern \mathbf{e} with two errors at positions, j_1 and j_2 , i.e., $e_{j_1} = e_{j_2} = 1$. Then all the γ syndrome-sums in the orthogonal set $S^{(j_1)}$ check on e_{j_1} and all the γ syndrome-sums in the orthogonal set $S^{(j_2)}$ check on e_{j_2} . If $S^{(j_1)}$ and $S^{(j_2)}$ are disjoint, then all the γ syndrome-sums in $S^{(j_1)}$ and all the γ syndrome-sums in $S^{(j_2)}$ are equal to “1”. In this case, the trapping set corresponds to the error pattern \mathbf{e} with double errors is a $(2, 2\gamma)$ elementary trapping set $\mathcal{T}(2, 2\gamma)$ with 2 VNs and 2γ CNs of degree 1. If $S^{(j_1)}$ and $S^{(j_2)}$ are not disjoint, then they have exactly one common syndrome-sum which checks on both e_{j_1} and e_{j_2} and hence this common syndrome-sum is equal to zero. In this case, the trapping set corresponds to the error-pattern \mathbf{e} with double errors is a $(2, 2(\gamma - 1))$ elementary trapping set with 2 VNs, $2(\gamma - 1)$ CNs of degree 1 and one CN of degree 2. For $\gamma > 5$, it follows from Definition 2 that for either case, the trapping is not small. For $\gamma > 2$, the number of odd-degree CNs is greater than γ . The above analysis shows that the trapping set corresponding to an error pattern with two errors has at least $2(\gamma - 1)$ CNs of odd degrees.

Consider an error pattern \mathbf{e} with three errors at the positions, j_1 , j_2 and j_3 . The trapping set corresponds to this error pattern has several possible configurations depending the locations of the three errors. The first possible configuration is such that the three errors are checked separately by three mutually disjoint orthogonal sets, $S^{(j_1)}$, $S^{(j_2)}$ and $S^{(j_3)}$. In this case, the trapping set corresponding to the error pattern \mathbf{e} is a $(3, 3\gamma)$ elementary trapping set $\mathcal{T}(3, 3\gamma)$ with 3 VNs and 3γ CNs of degree 1, no CN with even-degree. The second possible configuration is such that two orthogonal sets, say $S^{(j_1)}$ and $S^{(j_2)}$, have a common syndrome-sum and the third orthogonal set $S^{(j_3)}$ is mutually disjoint with $S^{(j_1)}$ and $S^{(j_2)}$. In this case, error bits, e_{j_1} and e_{j_2} , are jointly checked by a common syndrome-sum in $S^{(j_1)}$ and $S^{(j_2)}$ and the error bit e_{j_3} is checked only by the syndrome-sums in $S^{(j_3)}$. Then, the trapping set corresponding to this triple-error pattern \mathbf{e} is a $(3, 3\gamma - 2)$ elementary trapping set with three VNs, $3\gamma - 2$ CNs of degree 1 and one CN of degree 2. The third possible configuration is such that all three errors are checked by a syndrome-sum which is contained in all three orthogonal sets, $S^{(j_1)}$, $S^{(j_2)}$ and $S^{(j_3)}$. In this case, all

the γ syndrome-sums in each of the orthogonal sets, $S^{(j_1)}$, $S^{(j_2)}$, and $S^{(j_3)}$, are nonzero. The common syndrome-sum in these three orthogonal sets contains the three errors, $e_{j_1}, e_{j_2}, e_{j_3}$, and all the other syndrome sums contain only one of these three errors. Consequently, the trapping set corresponding to the error pattern \mathbf{e} is a $(3, 3\gamma - 2)$ trapping set with $3\gamma - 3$ CNs of degree 1 and one CN of degree 3 (no CN with even degree). The fourth possible configuration of a trapping set corresponding to a triple error pattern \mathbf{e} is such that all three errors e_{j_1}, e_{j_2} and e_{j_3} are checked by the syndrome-sum common to two orthogonal sets, say $S^{(j_1)}$ and $S^{(j_2)}$, and one error, say e_{j_3} is checked by $S^{(j_3)}$ alone. In this case, the trapping set corresponding to this triple error pattern \mathbf{e} is a $(3, 3\gamma - 1)$ trapping set with $3\gamma - 2$ CNs of degree 1, one CN of degree 3 and one CN with degree-2. The fifth possible configuration is that $S^{(j_1)}$ and $S^{(j_2)}$ have a common syndrome sum checking on e_{j_1} and e_{j_2} , $S^{(j_1)}$ and $S^{(j_3)}$ have a common syndrome sum checking on e_{j_1} and e_{j_3} , and $S^{(j_2)}$ and $S^{(j_3)}$ are disjoint. For this conjuration, the trapping set is a $(3, 3\gamma - 4)$ elementary trapping set, with $3\gamma - 4$ CNs of degree-1 and two CN of degree-2. The sixth possible configuration is such that the pair of errors, (e_{j_1}, e_{j_2}) , is checked by the common syndrome-sum in $S^{(j_1)}$ and $S^{(j_2)}$, the pair (e_{j_1}, e_{j_3}) is checked by the common syndrome-sum in $S^{(j_1)}$ and $S^{(j_3)}$, and the pair (e_{j_2}, e_{j_3}) is checked by $S^{(j_2)}$ and $S^{(j_3)}$. Corresponding to this configuration, the trapping set is a $(3, 3(\gamma - 2))$ elementary trapping set with $3(\gamma - 2)$ CNs of degree 1 and 3 CNs of degree 2. Consider the 6 possible configurations of three errors, the trapping set with minimum number of odd-degree CNs is the sixth configuration. In this case, the number of CNs of odd-degree (degree 1) is at least $3(\gamma - 2)$. If $\gamma \geq 3$, the number of odd-degree CNs in a trapping set correspond to a triple-error pattern is greater than or at least equal γ . For $\gamma > 4$, the trapping sets corresponding to the first 4 configurations are not small trapping sets of the types defined by Definition 2. If $\gamma > 6$, then the trapping sets corresponding to all 6 configurations are not small trapping sets of the types defined by Definition 2. Among all the 6 possible configurations of errors, the sixth one has the smallest number of CNs of odd degree. For this configuration, the 3 errors are *uniformly distributed in pairs* among the three sets of orthogonal syndrome-sums. This maximizes the number of CNs of degree-2 and hence minimizes the number of degree-1.

For $1 \leq t \leq \gamma$ and $0 \leq j_1, j_2, \dots, j_t \leq \gamma$, consider an error pattern of t errors at the positions, j_1, j_2, \dots, j_t . For large t and γ , to analyze all the possible configurations of trapping sets with t VNs is very hard if not impossible. However, a lower bound on the minimum number of odd-degree CNs can be derived. A configuration that results in a minimum number of odd-degree CNs is such for $0 \leq r, s \leq t$, every pair (e_{j_r}, e_{j_s}) of errors is checked by the common syndrome-sum in $S^{(j_r)}$ and $S^{(j_s)}$. This configuration actually maximizes the number of CNs with even degrees (all degree 2). If this configuration

exists, it results in a $(t, t(\gamma - (t - 1)))$ trapping set $\mathcal{T}(t, t(\gamma - (t - 1)))$ with $t(\gamma - (t - 1))$ CNs of degree 1 and $(t - 1)!$ CNs of degree 2. It is an elementary trapping set. Any other configurations of t errors would result in a trapping set with larger number of odd-degree CNs with multiple odd-degrees. For $\gamma \geq t$, a trapping set with t VNs in the Tanner graph of an RC-constrained (γ, ρ) -regular LDPC code has at least $t(\gamma - (t - 1))$ CNs of odd-degrees. For $t < \gamma$, the number of odd-degree CNs is greater than γ . For $t = \gamma$, the number of odd-degree CNs is at least γ . Based on Definition 2, if $t \leq \sqrt{n}$ and $\gamma > t + 3$, there is no trapping set with size smaller than $\gamma - 3$. If the ratio τ/κ requirement for a small trapping set is $\tau/\kappa \leq 1$, then there is no trapping set with size smaller than γ .

The above analysis shows that the structure, the sizes and the distribution of trapping sets of the Tanner graphs of RC-constrained LDPC codes very much depend on the column weights and orthogonal sets of rows of the parity-check matrices of the codes. Basically, for a (γ, ρ) -regular LDPC code whose parity-check matrix has constant column weight γ , the RC-constraint on the rows and columns of the parity-check matrix ensures that: 1) the minimum weight of the code is at least $\gamma + 1$; 2) the girth of the code's Tanner graph is at least 6; 3) there is no trapping set of size smaller than $\gamma + 1$ with number of odd-degree CNs smaller than γ , (i.e., a trapping set with number of VNs less than $\gamma + 1$ must have at least γ CNs of odd-degrees connected to it); and 4) no trapping set of the type defined by Definition 2 with size smaller than $\gamma - 3$. Due to these structural properties, RC-constrained (γ, ρ) -regular LDPC codes with large γ in general have much lower error-floors than the unstructured LDPC codes constructed using computer-based method, and furthermore decoding of these codes with iterative message-passing algorithms converges very fast, as demonstrated by extensive simulation results given in [5]-[13], [15], [16], [69]-[71].

Summarizing the above results, we have the following two theorems for trapping sets of an RC-constrained LDPC code.

Theorem 8. *For an RC-constrained (γ, ρ) -regular LDPC code with $\gamma > 1$, its Tanner graph contains no trapping set of size smaller than $\gamma + 1$ for which the number of odd-degree CNs is smaller than γ .*

Theorem 9. *Let γ be a positive integer such that $\gamma > 3$. For an RC-constrained (γ, ρ) -regular LDPC code, its Tanner graph contains no trapping set of size smaller than $\gamma - 3$ for which the number of odd-degree CNs is smaller than $4(\gamma - 3)$.*

The above results are derived based on only the RC-constraint on the rows and column of a parity-check matrix and its constant column weight γ but not on its row weight. Hence, the results apply to

LDPC codes whose parity-check matrix has constant column weight but may have multiple row weights.

It is important to note that a trapping set induced by an error pattern *does not necessarily prevent* decoding to converge unless the error pattern is uncorrectable to the decoder. Only the trapping sets induced by the error patterns that are uncorrectable to the decoder may prevent decoding to converge (or fail) and cause an error-floor in the code's error performance. For long codes, it is hard (or very much time consuming) to identify the configurations of those trapping sets which do trap the decoder and prevent decoding to converge. However, extensive simulations in many published literatures did observe that in general, trapping sets of small size (relative to minimum weight ω_{\min} of the code) with small number of odd-degree CNs are the harmful ones. When an error pattern induces such a small trapping set, the number of failed CNs is so small such that the messages generated by these failed CNs may not strong enough to overcome the messages coming from the satisfied CNs to make the changes of the erroneous VNs checked by the failed CNs to satisfy their check-sum constraints. As a result, iteration continues. However, for a trapping set with large number of odd-degree CNs compared to its number of VNs, the messages generated by the failed CNs would be strong enough to overcome the messages from the satisfied CNs to make appropriate changes of some code bits checked by all the CNs in such a way that all the check-sums are zero and decoding converges. If a trapping set is induced by an undetectable error pattern, it is of the form $\mathcal{T}(\kappa, 0)$, in which the κ erroneous VNs form a codeword of weight κ . When this happens, the resultant syndrome of a hard-decision decoded sequence is zero. In this case, decoding stops and the decoder converges to an incorrect codeword. This results in an undetected error. If the minimum weight ω_{\min} of an LDPC code is small, trapping sets induced by uncorrectable error patterns that correspond to the minimum weight codewords may contribute significantly to the error-floor in the performance of the code. Based on the above observation and reasoning, a code, in general, has a lower error-floor if it does not have small trapping sets (relative to the minimum weight) with small numbers of odd-degree CNs and its minimum weight ω_{\min} is reasonable large. If a code does not have trapping sets with size smaller than its minimum weight ω_{\min} , then the error-floor of the code is dominated by its minimum weight ω_{\min} , i.e., dominated by the trapping sets, $\mathcal{T}(\omega_{\min}, 0)$ s, induced by the error patterns that are identical to the minimum weight codewords. In the next two sections, we will show several classes of RC-constrained LDPC codes do have large minimum weights and do not have harmful trapping sets with size smaller than their minimum weights. Hence, their error-floors are dominated by their minimum weights.

Since not all the trapping sets defined in Definitions 1 and 2 trap the decoder and prevent decoding to converge, the term ,trapping set, is actually misnamed.

VIII. TRAPPING SETS OF CYCLIC FG-LDPC CODES AND THEIR CYCLIC AND QC DESCENDANTS

Since cyclic FG-LDPC codes and their cyclic and QC descendants are RC-constrained LDPC codes, they have the trapping set structure presented in the last section. In the following, we consider the trapping set structures of two special subclasses of cyclic FG-LDPC codes. These two subclasses of FG codes have large minimum distances and no small trapping sets. They can be decoded with various decoding algorithms ranging from hard-decision, reliability-based to pure soft-decision iterative decoding, such as the OSMLGD, the bit-flipping (BF), the weighted BF, the binary message-passing (SRBI-MLGD), the min-sum and the sum-product algorithms, to provide a wide range of effective trade-offs between error performance and decoding complexity. The first subclass of cyclic FG-LDPC codes is the class of cyclic EG-LDPC codes constructed based on the two-dimensional Euclidean geometries presented in Section IV. Here, we consider the cyclic EG-LDPC code \mathcal{C}_{EG} (or its QC equivalent $\mathcal{C}_{EG,qe}$) constructed based on the two-dimensional Euclidean geometry $EG(2,2^s)$ over the field $GF(2^s)$. The parity-check matrix \mathbf{H}_{EG} of the code is a $(2^{2s} - 1) \times (2^{2s} - 1)$ circulant over $GF(2)$ (or $(q+1) \times (q+1)$ array of $(q-1) \times (q-1)$ CPMs over $GF(2)$) whose rows are the incidence vectors of the lines in $EG(2,2^s)$ not passing through the origin of the geometry. The column and row weights of this circular parity-check matrix \mathbf{H}_{EG} are both 2^s . Its rank is $3^s - 1$. As shown in Section IV. B the null space of \mathbf{H}_{EG} gives a $(4^s - 1, 4^s - 3^s)$ cyclic EG-LDPC code \mathcal{C}_{EG} with minimum distance exactly $2^s + 1$. With the OSMLGD, this code is capable of correcting 2^{s-1} or fewer random errors (or 2^s or fewer erasures).

Recall that the columns and rows of \mathbf{H}_{EG} , as a $(2^{2s} - 1) \times (2^{2s} - 1)$ matrix over $GF(2)$, correspond to the $2^{2s} - 1$ non-origin points and $2^{2s} - 1$ lines (not passing the origin) of $EG(2,2^s)$, respectively. The symbols of a codeword $\mathbf{v} = (v_0, v_1, \dots, v_{2^{2s}-2})$ in \mathcal{C}_{EG} correspond to the $2^{2s} - 1$ non-origin points of $EG(2,2^s)$ and therefore correspond to the columns of \mathbf{H}_{EG} . Since any two points in $EG(2,2^s)$ are connected by a line, any two code symbols are checked by a row in \mathbf{H}_{EG} . Consequently, for any two error symbols, e_{j_1} and e_{j_2} , in an error pattern \mathbf{e} , the two sets of syndrome-sums, S^{j_1} and S^{j_2} , orthogonal on e_{j_1} and e_{j_2} have (exactly) one syndrome-sum in common.

It follows from the trapping set analysis given in the last section, any trapping set corresponding to an error pattern with 2^s or fewer random errors will induce a subgraph of the Tanner graph of the code which contains at least 2^s CNs of odd degrees. This is to say that code has no (κ, τ) trapping set of size κ smaller than $2^s + 1$ with the number τ of odd-degree CNs smaller than 2^s . This implies that for $\kappa \leq 2^s$, there is no (κ, τ) trapping set with the ratio $\tau/\kappa \leq 1$. If the (commonly used) requirements of small value of κ and $\tau/\kappa \leq 1$ are used to define a small trapping set, then the cyclic EG-LDPC code

\mathcal{C}_{EG} has no trapping set of size smaller than $2^s + 1$ (the minimum weight of the code). For $\kappa \leq 2^{s-1}$, the number τ of odd-degree CNs is greater than 2^{s-1} . Since the code is capable of correcting 2^{s-1} or fewer errors with the OSMLGD, all the trapping sets of size equal to or smaller than 2^{s-1} are un-harmful (i.e., they do not prevent decoding to converge or converge to an incorrect codeword) if the OSMLGD is performed before each new decoding iteration. Since the length of the code is $n = 4^s - 1$, the square root of n , $\sqrt{n} = \sqrt{4^s - 1} \approx 2^s$. For $1 < \kappa < 2^s - 3$, it follows from the tapping set analysis given in the last section that for a (κ, τ) trapping set, the number τ of CNs of odd-degree is at least $\kappa(2^s - (\kappa - 1)) > 4\kappa$. Then, it follows from Definition 2 that the cyclic EG-LDPC code \mathcal{C}_{EG} has no small trapping set of the type defined by Definition 2 with size smaller than $2^s - 3$.

Summarizing all the results developed in the last and this sections, we have the following parameters for the cyclic EG-LDPC code \mathcal{C}_{EG} constructed based on two-dimensional Euclidean geometry $EG(2, 2^s)$ over $GF(2^s)$ has the structure parameters: 1) length $4^s - 1$; 2) dimension $4^s - 3^s$; 3) minimum distance $2^s + 1$; and 4) no trapping set of size less than $2^s + 1$ or $(2^s - 3)$ with number of odd-degree CNs less than 2^s (or less than 4×2^s).

In fact, there are many trapping sets of size greater than 2^s with number of odd-degree CNs much greater than 2^s . As an example, we consider an error pattern \mathbf{e} with $2^s + 1$ errors at the positions, $j_0, j_1, \dots, j_{2^s-1}, j_{2^s}$. Suppose the errors positions $j_0, j_1, \dots, j_{2^s-1}$, correspond to the 2^s points $\alpha^{j_0}, \alpha^{j_1}, \dots, \alpha^{j_{2^s-1}}$ of a line \mathcal{L} in $EG(2, 2^s)$ not passing through the origin. The position j_{2^s} is any other arbitrary position and it corresponds to the point $\alpha^{j_{2^s}}$. In this case, there is a single syndrome-sum contains 2^s errors at the positions $j_0, j_1, \dots, j_{2^s-1}$, and this syndrome-sum equals zero. Since in a finite geometry, any two points are connected by a line. Then any error at the position in the set $\{j_0, j_1, \dots, j_{2^s-1}\}$ and the error at the position j_{2^s} are contained in at most one syndrome-sum and they are the only errors in sum. (Note that the rows of the parity-check matrix \mathbf{H}_{EG} correspond only to the lines not passing through the origin.) Consequently, this syndrome-sum is equal to zero. Recall that each position between 0 and $n - 1$ is checked by 2^s rows of \mathbf{H}_{EG} . Therefore, for each position j_i , $0 \leq i < 2^s$, there are at least $2^s - 2$ syndrome-sums contain only one error in the error pattern \mathbf{e} . As a result, the trapping set induced by the error pattern \mathbf{e} consists of $2^s + 1$ VNs, at least $2^s(2^s - 2)$ CNs of degree-1, at most 2^s CNs of degree-2 and one CN of degree 2^s . If $s \geq 3$, the number of degree-1 CNs is much larger than the number of VNs in the trapping set. This error pattern is correctable with the OSMLGD.

Using the geometric structures, configurations of some trapping sets of an EG-LDPC code may be analyzed. Consider another case. Let \mathbf{e} be an error pattern with $2^s + 2$ errors at the positions, $j_0, j_1, \dots, j_{2^s-1}, j_{2^s}, j_{2^s+1}$. Suppose the errors positions $j_0, j_1, \dots, j_{2^s-1}$, correspond to the 2^s points

$\alpha^{j_0}, \alpha^{j_1}, \dots, \alpha^{j_{2^s-1}}$ of a line \mathcal{L} in $EG(2, 2^s)$ not passing through the origin. The positions j_{2^s} and j_{2^s+1} are two arbitrary positions which correspond to the points $\alpha^{j_{2^s}}$ and $\alpha^{j_{2^s+1}}$. Assume that $\alpha^{j_{2^s}}$ and $\alpha^{j_{2^s+1}}$ are not on the same line. Then each point on \mathcal{L} may pair with either point $\alpha^{j_{2^s}}$ or $\alpha^{j_{2^s+1}}$ appearing on a line. Based on this, we can readily see that the trapping set induced by the error pattern \mathbf{e} has at least $2^s(2^s - 3)$ CNs of degree-1, at most 2^{s+1} CNs of degree-2 and one CN with degree 2^s . If points $\alpha^{j_{2^s}}$ and $\alpha^{j_{2^s+1}}$ lie on the same line, then the number of CNs with degree-1 is at least $2^s(2^s - 2)$. In either case, for $s \geq 3$, the number of odd-degree CNs is much greater than the number of VNs of the trapping set.

Now we consider a more general case. For $0 \leq r < 2^s - 2$, consider an error pattern \mathbf{e} with $2^s + r$ errors positions at the positions, $j_0, j_1, \dots, j_{2^s-1}, j_{2^s}, \dots, j_{2^s+r-1}$. Again, we assume that the 2^s positions $j_0, j_1, \dots, j_{2^s-1}$, correspond to the 2^s points $\alpha^{j_0}, \alpha^{j_1}, \dots, \alpha^{j_{2^s-1}}$ of a line \mathcal{L} in $EG(2, 2^s)$ not passing through the origin. Following the same analysis given above, we can easily show that the trapping set induced by this error pattern with $2^s + r$ errors consists of at least $2^s(2^s - r)$ CNs of degree-1 and at most $r2^s$ CN's of degree-2. Since $r < 2^s - 2$, the number of degree-1 CNs is much larger than the number of VNs. For the case $r = 0$, the trapping set induced by the error pattern \mathbf{e} whose error locations corresponding to the 2^s points of a line not passing through the origin of the geometry has exactly $2^s(2^s - 1)$ CNs of degree-1 and one CN of degree 2^s . Since there are $2^{2^s} - 1$ lines not passing through the origin (the rows of the parity-check matrix \mathbf{H}_{EG} are the incidence vectors of these lines), there are $2^{2^s} - 1$ such trapping sets of size 2^s . For such a trapping set, the number of CNs of degree-1 is $2^s - 1$ times larger than the number of VNs. Error patterns corresponding to these trapping sets are correctable with the OSMLGD.

Example 11. Consider the (63,37) cyclic EG-LDPC code constructed based on the two-dimensional Euclidean geometry $EG(2, 2^3)$ over $GF(2^3)$. The parity-check matrix of this code is a 63 circulant over $GF(2)$ with both column and row weights 8. The minimum weight of this code is 9. The code is capable of correcting 4 or fewer errors with OSMLGD. By computer search, we have found all the trapping sets induced by error patterns with 3 up to 22 errors. Table 1 gives a partial list of the found trapping sets. From the Table 1, we see that for $\kappa < 9$, the number τ of odd-degree CNs associated to every trapping set is greater than κ . For $\kappa = 9$, there are (9,0) trapping sets which correspond to minimum weight codewords of the code. The square root $\sqrt{63} \approx 8$. From Table 1, we see that for $\kappa < 6$, the number τ of odd-degree CNs associated with each trapping set of size κ smaller than 6 is greater than 4κ . Then, it follows from Definition 2 that the Tanner graph of the code does not contain small trapping set with

size $\kappa < 6$ of the type defined by Definition 2. In decoding of the (63,37) cyclic EG-LDPC code using 50 iterations of the SPA, none of the trapping sets with size smaller than 9 prevents decoding to converge (or trap the decoder) and the error patterns corresponding to these trapping sets are all correctable. The trapping sets $\mathcal{T}(9,0)$, $\mathcal{T}(10,0)$, $\mathcal{T}(11,0)$, $\mathcal{T}(12,0)$ and $\mathcal{T}(14,0)$ result in undetected error (incorrect decoding). The error performance of the (63,37) cyclic EG-LDPC code is shown in Figure 11.

Suppose we consider the (255,175) cyclic EG-LDPC code constructed based on the two-dimensional Euclidean geometry $EG(2,2^4)$ over $GF(2^4)$. This code has minimum weight 17. Extensive computer search found no trapping set of size smaller than 17 which prevents decoding to converge or cause decoding failure. We found some large trapping sets with very large numbers of odd-degree CNs but are not harmful. These trapping sets are: $\mathcal{T}(16,102)$, $\mathcal{T}(18,110)$, $\mathcal{T}(21,102)$, $\mathcal{T}(30,120)$, $\mathcal{T}(29,120)$, and $\mathcal{T}(33,130)$. All but $\mathcal{T}(30,120)$ have $\tau > 4\kappa$. Therefore, only the trapping set $\mathcal{T}(30,120)$ is a small trapping set by Definition 2. △△

Example 12. Consider the (4095,3367) Cyclic-EG-LDPC code with minimum weight 65 constructed based on the 2-dimensional $EG(2,2^6)$ over $GF(2^6)$ given in Example 2. The parity-check matrix of this code has column weight 64. The Tanner graph of this code has no trapping set of size smaller than 64 with number of odd-degree CNs smaller than 64. Note that $\sqrt{4095} \approx 64$. It follows from Definition 2 that the code has no trapping set with size smaller than 61. As shown in figure 1, decoding of this code with either the SPA or the SMA converges very fast. Consider the (1365,765) cyclic descendant of the (4095,3367) cyclic EG-LDPC code given in Example 3. The parity-check matrix of this code is a 1365×1365 circulant with both column and row weights 16. For this code, any trapping set of size smaller than 17 has at least 16 odd-degree CNs associated with it. Note that $\sqrt{1365} > 17$. Based on Definition 2, it has no trapping set with size smaller than 13. △△

Next, we consider the trapping set structure of a cyclic PG-LDPC code \mathcal{C}_{PG} constructed based on the 2-dimensional projective geometry $PG(2,q)$ over $GF(q)$ with $q = 2^s$. The parity-check matrix of this code is a $(q^2 + q + 1) \times (q^2 + q + 1)$ circulant \mathbf{H}_{PG} over $GF(2)$ with both column and row weights equal to $q + 1$. The null space of \mathbf{H}_{PG} gives an RC-constrained cyclic PG-LDPC code \mathcal{C}_{PG} of length $n = q^2 + q + 1$ and minimum weight at least $q + 2$, whose Tanner graph has a girth of at least 6. Since the \mathbf{H}_{PG} satisfies the RC-constraint and its column weight is $q + 1$, it follows from the analysis given in Section VII that \mathcal{C}_{PG} has no trapping set $\mathcal{T}(\kappa, \tau)$ for which both the size κ and the number τ of odd-degree CNs smaller than $q + 1$. The square root of the length of the code is $\sqrt{n} \approx q$. For $\kappa < q - 2$, it easy to check that the number τ of odd-degree CNs of a trapping set $\mathcal{T}(\kappa, \tau)$ is greater than 4κ . Then,

\mathcal{C}_{PG} has no trapping set of the type defined by Definition 2 with size smaller than $q - 2$. The results on trapping sets of the cyclic PG-LDPC code are exactly the same obtained in [20] derived in a different approach. Our derivation of the results are simply based on the RC-constraint on the parity-check matrix which is much simpler and less mathematical.

For $q = 2^s$, the cyclic PG-LDPC code \mathcal{C}_{PG} has the following structural parameters: 1) length $n = 2^{2s} + 2^s + 1$; 2) dimension $n - 3^s - 1$; 3) minimum weight at least $2^s + 2$; 4) girth at least 6; 5) no trapping set of size less than $2^s + 2$ with number of odd-degree CNs less than $2^s + 1$; and 6) no trapping set of the type defined by Definition 2 with size less than $2^s - 2$.

IX. OTHER RC-CONSTRAINED LDPC CODES AND THEIR TRAPPING SETS

Besides EG- and PG-LDPC codes, there are other classes of structured RC-constrained LDPC codes. These classes of codes are either constructed based on finite fields [11]-[13], [69]-[71] or experimental designs [72]-[76]. Codes in most of these classes are QC-LDPC codes. Since the parity-check matrices of the codes in these classes satisfy the RC-constraint, their trapping sets have the structure as described in Section VII. B. The constructions based on finite fields given in [11]-[13], [69]-[71] are of the same nature and they give several large classes of RC-constrained QC-LDPC codes. Among them, several subclasses have large minimum weights. In this section, we choose the first class of QC-LDPC codes given in [11] for illustration of their trapping set structure.

Consider the first construction of QC-LDPC codes given in [11]. Let α be a primitive element of the Galois field $\text{GF}(q)$. Then, $\alpha^{-\infty} = 0, \alpha^0 = 1, \alpha, \dots, \alpha^{q-2}$ give all the elements of $\text{GF}(q)$. Let \mathcal{C}_{rs} be the cyclic $(q - 1, 2, q - 2)$ RS code over $\text{GF}(q)$ with two information symbols whose generator polynomial $\mathbf{g}(X)$ has $\alpha, \alpha^2, \dots, \alpha^{q-3}$ as roots. Then, for $0 \leq i < q - 1$, the two $(q - 1)$ -tuples over $\text{GF}(q)$,

$$\mathbf{u}_i = (\alpha^i, \alpha^{i+1}, \dots, \alpha^0, \alpha^{q-2}, \dots, \alpha^{i-1}),$$

and

$$\mathbf{v}_i = (\alpha^i, \alpha^i, \dots, \alpha^i),$$

are two nonzero codewords in \mathcal{C}_{rs} with weight $q - 1$. Note that $\mathbf{u}_1, \dots, \mathbf{u}_{q-2}$ are cyclic-shifts of \mathbf{u}_0 . For $i = 0$, $\mathbf{v}_0 = (1, 1, \dots, 1)$. The subscript “ rs ” of \mathcal{C}_{rs} stands for “Reed-Solomon”.

For $0 \leq i < q - 1$, $\mathbf{u}_i - \mathbf{v}_0$ is a codeword in \mathcal{C}_{rs} with weight $q - 2$ (minimum weight). Form the

following $(q-1) \times (q-1)$ matrix over $\text{GF}(q)$ with $\mathbf{u}_0 - \mathbf{v}_0, \mathbf{u}_1 - \mathbf{v}_0, \dots, \mathbf{u}_{q-2} - \mathbf{v}_0$ as rows:

$$\mathbf{W}_{rs} = \begin{bmatrix} \mathbf{w}_0 \\ \mathbf{w}_1 \\ \vdots \\ \mathbf{w}_{q-2} \end{bmatrix} = \begin{bmatrix} \alpha^0 - 1 & \alpha - 1 & \cdots & \alpha^{q-2} - 1 \\ \alpha^{q-2} - 1 & \alpha^0 - 1 & \cdots & \alpha^{q-3} - 1 \\ \vdots & & \ddots & \vdots \\ \alpha - 1 & \alpha^2 - 1 & \cdots & \alpha^0 - 1 \end{bmatrix}. \quad (71)$$

This matrix \mathbf{W}_{rs} is the matrix (with rows permuted) given by Eq. (4) in [11] for the construction of the first class of QC-LDPC codes. Every row (or column) of \mathbf{W}_{rs} consists $q-2$ distinct nonzero elements and one 0-element of $\text{GF}(q)$. The $q-1$ zero entries of \mathbf{W}_{rs} lie on its main diagonal. Therefore, both column and row weights of \mathbf{W}_{rs} are $q-2$. This matrix satisfies the following constraint on the Hamming distance between two rows [11]: for $0 \leq i, j < q-1, i \neq j$ and $0 \leq c, l < q-1$, the Hamming distance between the two $(q-1)$ -tuples over $\text{GF}(q)$, $\alpha^c \mathbf{w}_i$ and $\alpha^l \mathbf{w}_j$, is at least $q-2$, (i.e., $\alpha^c \mathbf{w}_i$ and $\alpha^l \mathbf{w}_j$ differ in at least $q-2$ places). This constraint on the rows of matrix \mathbf{W}_{rs} is called the *row-distance (RD)-constraint* and \mathbf{W}_{rs} is called an RD-constrained matrix.

Let \mathbf{P} be a $(q-1) \times (q-1)$ CPM whose top row is given by the $(q-1)$ -tuple $(010 \cdots 0)$ over $\text{GF}(2)$ where the components are labeled from 0 to $q-2$ and the single 1-component is located at the 1st position. Then \mathbf{P} consists of the $(q-1)$ -tuple $(010 \cdots 0)$ and its $q-2$ right cyclic shifts as rows. For $1 \leq i < q$, let $\mathbf{P}^i = \mathbf{P} \times \mathbf{P} \times \cdots \times \mathbf{P}$ be the product of \mathbf{P} with itself i times, called the i th power of \mathbf{P} . Then, \mathbf{P}^i is also a $(q-1) \times (q-1)$ CPM whose top row has a single 1-component at the i th position. For $i = q-1$, $\mathbf{P}^{q-1} = \mathbf{I}_{q-1}$, the $(q-1) \times (q-1)$ identity matrix. Let $\mathbf{P}^0 = \mathbf{P}^{q-1} = \mathbf{I}_{q-1}$. Then the set $\mathcal{P} = \{\mathbf{P}^0, \mathbf{P}, \mathbf{P}^2, \dots, \mathbf{P}^{q-2}\}$ of CPMs forms a cyclic group of order $q-1$ under matrix multiplication over $\text{GF}(2)$ with \mathbf{P}^{q-1-i} as the multiplicative inverse of \mathbf{P}^i and \mathbf{P}^0 as the identity element.

For $0 \leq i < q-1$, we represent the nonzero element α^i of $\text{GF}(q)$ by the $(q-1) \times (q-1)$ CPM \mathbf{P}^i . This matrix representation is referred to as the $(q-1)$ -fold binary *matrix dispersion* (or simply binary matrix dispersion) of α^i . Since there are $q-1$ nonzero elements in $\text{GF}(q)$ and there are exactly $q-1$ different CPMs over $\text{GF}(2)$ of size $(q-1) \times (q-1)$, there is a one-to-one correspondence between a nonzero element of $\text{GF}(q)$ and a CPM of size $(q-1) \times (q-1)$. Therefore, each nonzero element of $\text{GF}(q)$ is uniquely represented by a CPM of size $(q-1) \times (q-1)$. For a nonzero element δ in $\text{GF}(q)$, we use the notation $\mathbf{B}(\delta)$ to denote its binary matrix dispersion. If $\delta = \alpha^i$, then $\mathbf{B}(\delta) = \mathbf{P}^i$. For the 0-element of $\text{GF}(q)$, its binary matrix dispersion is defined as the $(q-1) \times (q-1)$ ZM, denote $\mathbf{P}^{-\infty}$.

Dispersing each nonzero entry of \mathbf{W}_{rs} into a $(q-1) \times (q-1)$ CPM over $\text{GF}(2)$ and each 0-entry into a $(q-1) \times (q-1)$ ZM, we obtain the following $(q-1) \times (q-1)$ array of CPMs and/or ZMs over

GF(2) of size $(q - 1) \times (q - 1)$:

$$\mathbf{H}_{rs} = \begin{bmatrix} \mathbf{B}_0 & \mathbf{B}_1 & \cdots & \mathbf{B}_{q-2} \\ \mathbf{B}_{q-2} & \mathbf{B}_0 & \cdots & \mathbf{B}_{q-3} \\ \vdots & & \ddots & \vdots \\ \mathbf{B}_1 & \mathbf{B}_2 & \cdots & \mathbf{B}_0 \end{bmatrix}, \quad (72)$$

where $\mathbf{B}_j = \mathbf{B}(\alpha^j - 1)$ for $0 \leq j < q - 1$. \mathbf{H}_{rs} is called the binary $(q - 1)$ -fold *array dispersion* of \mathbf{W}_{rs} (or simply binary array dispersion of \mathbf{W}_{rs}). This array has $(q - 1)$ ZMs which lie on its main diagonal. It is a $(q - 1)^2 \times (q - 1)^2$ matrix over GF(2) with both column and row weights equal to $q - 2$. Based on the RD-constraint on the rows of \mathbf{W}_{rs} and the binary CPM matrix dispersions of the entries of \mathbf{W}_{rs} , it was proved in [10], [11], [69], [71] that \mathbf{H}_{rs} , as a $(q - 1)^2 \times (q - 1)^2$ matrix over GF(2), satisfies the RC-constraint. Hence, its associated Tanner graph has a girth of at least 6. The RD-constrained matrix \mathbf{W}_{rs} used for constructing the RC-constrained array \mathbf{H}_{rs} of CPMs is called the base matrix for array dispersion.

For any pair (γ, ρ) of integers γ and ρ with $1 \leq \gamma, \rho < q$, let $\mathbf{H}_{rs}(\gamma, \rho)$ be a $\gamma \times \rho$ subarray of \mathbf{H}_{rs} . $\mathbf{H}_{rs}(\gamma, \rho)$ is a $\gamma(q - 1) \times \rho(q - 1)$ matrix over GF(2) which also satisfies the RC-constraint. The null space of $\mathbf{H}_{rs}(\gamma, \rho)$ gives a QC-LDPC code $\mathcal{C}_{rs,qc}$ of length $\rho(q - 1)$ with rate at least $(\rho - \gamma)/\rho$, whose Tanner graph has a girth of at least 6. If $\mathbf{H}_{rs}(\gamma, \rho)$ does not contain any of the ZMs of \mathbf{H}_{rs} , then \mathbf{H}_{rs} has constant column weight γ and constant row weight ρ . In this case, $\mathcal{C}_{rs,qc}$ is a (γ, ρ) -regular QC-LDPC code. If $\mathbf{H}_{rs}(\gamma, \rho)$ contains ZM(s) of \mathbf{H}_{rs} , it has two different column weights, $\gamma - 1$ and γ , and/or two different row weights, $\rho - 1$ and ρ . In this case, the null space of $\mathbf{H}_{rs}(\gamma, \rho)$ gives a near-regular binary QC-LDPC code.

For a given finite field GF(q), the above construction gives a family of structurally compatible RC-constrained QC-LDPC codes. Consequently, the construction gives a large class of binary QC-LDPC codes. Since their parity-check matrices satisfy the RC-constraint, they have the same trapping set structure presented in VII. B.

A very special case is the QC-LDPC code $\mathcal{C}_{rs,qc,f}$ given by the null space of the full array \mathbf{H}_{rs} with $q = 2^s$. For this case, the length of the code is $n = (2^s - 1)^2$ and its minimum weight is at least $2^s - 1$. Using the technique presented in [13], we find that the rank of \mathbf{H}_{rs} is

$$\text{rank}(\mathbf{H}_{rs}) = 3^s - 3. \quad (73)$$

(The derivation of the expression of (73) is given in a separate paper.) Since the column weight of \mathbf{H}_{rs}

is $2^s - 2$, it follows from the analysis of trapping set structure of an RC-constrained LDPC code given in VII that for $\kappa \leq 2^s - 2$, $\mathcal{C}_{rs,qc,f}$ has no trapping set $\mathcal{T}(\kappa, \tau)$ of size κ with number of odd-degree smaller than $2^s - 2$. Note that $\sqrt{n} = 2^s - 1$. Then, for $\kappa < 2^s - 5$, there is no trapping set $\mathcal{T}(\kappa, \tau)$ of the type defined by Definition 2 with number of odd-degree CNs smaller than 4κ . That is to say that there is no trapping set with size smaller than $2^s - 5$.

Summarizing the above results, the QC-LDPC code $\mathcal{C}_{rs,qc,f}$ given by the full array \mathbf{H}_{rs} of (72) for $q = 2^s$ has the following parameters: 1) length $n = (2^s - 1)^2$; 2) dimension $(2^s - 1)^2 - 3^s + 3$; 3) minimum weight at least $2^s - 1$; 4) any trapping set $\mathcal{T}(\kappa, \tau)$ with $\kappa \leq 2^s - 2$ must have more than $2^s - 2$ CNs of odd-degrees; and 5) no trapping sets of the type defined by definition 2 with size smaller than $2^s - 5$.

Example 13. *Let $GF(2^5)$ be the field for code construction. Based on this field, we can construct a 31×31 array \mathbf{H}_{rs} of CPMs and ZMs of size 31×31 . \mathbf{H}_{rs} is a 961×961 matrix over $GF(2)$ with both column and row weights 30. The null space of \mathbf{H}_{rs} gives a (30,30)-regular (961,721) QC-LDPC code with minimum distance at least 31. This code is the code given in Example 1 of [11]. For this code, any trapping set $\mathcal{T}(\kappa, \tau)$ with $\kappa < 30$ must have more than 30 CNs of odd-degrees. The code has no trapping sets of the type defined by Definition 2 with size smaller than 27. None of the trapping sets with size smaller than 31 traps the decoder. The error performances of this code with 5, 10 and 50 iterations are shown in Figure 12. △△*

Besides the class of RD-constrained base matrices given above, several other classes of RD-constrained base matrices for constructing RC-constrained arrays of CPMs have been proposed in [10]-[13]. Based on these arrays of CPMs, several large classes of RC-constrained QC-LDPC codes have been constructed. Codes in these classes perform well with iterative decoding using either the SPA or MSA. In the following, we describe another method for constructing a large class of RD-constrained base matrices for array dispersions to construct RC-constrained QC-LDPC codes. This method is based on a class of Latin squares over finite fields and is proposed in [13].

An array is called a Latin square of order n if each row and each column contains every element of a set of n elements exactly once [77]. Latin squares can be constructed from finite fields. Consider the field $GF(q)$. Let α be a primitive element of $GF(q)$ and η be any nonzero element of $GF(q)$. Form the

following $q \times q$ matrix over $\text{GF}(q)$:

$$\mathbf{W}_{LS} = \begin{bmatrix} \alpha^0\eta - \alpha^0 & \alpha^0\eta - \alpha & \dots & \alpha^0\eta - \alpha^{q-2} & \alpha^0\eta - \alpha^{-\infty} \\ \alpha\eta - \alpha^0 & \alpha\eta - \alpha & \dots & \alpha\eta - \alpha^{q-2} & \alpha\eta - \alpha^{-\infty} \\ \vdots & & \ddots & & \vdots \\ \alpha^{q-2}\eta - \alpha^0 & \alpha^{q-2}\eta - \alpha & \dots & \alpha^{q-2}\eta - \alpha^{q-2} & \alpha^{q-2}\eta - \alpha^{-\infty} \\ \alpha^{-\infty}\eta - \alpha^0 & \alpha^{-\infty}\eta - \alpha & \dots & \alpha^{-\infty}\eta - \alpha^{q-2} & \alpha^{-\infty}\eta - \alpha^{-\infty} \end{bmatrix}. \quad (74)$$

Then, \mathbf{W}_{LS} is a Latin square of order q over $\text{GF}(q)$. Every element of $\text{GF}(q)$ appears in a row and a column once and only once. In [13], it was proved that \mathbf{W}_{LS} satisfies the RD-constraint. Binary array dispersion of \mathbf{W}_{LS} gives a $q \times q$ array \mathbf{H}_{LS} of CPMs and ZMs of size $(q-1) \times (q-1)$. Each row or column of \mathbf{H}_{LS} contains one only one ZM. \mathbf{H}_{LS} is a $q(q-1) \times q(q-1)$ matrix over $\text{GF}(2)$ with both column and row weights $q-1$.

For any pair (γ, ρ) of positive integers with $1 \leq \gamma, \rho < q$, let $\mathbf{H}_{LS}(\gamma, \rho)$ be a $\gamma \times \rho$ subarray of \mathbf{H}_{LS} . $\mathbf{H}_{LS}(\gamma, \rho)$ is a $\gamma(q-1) \times \rho(q-1)$ matrix matrix over $\text{GF}(2)$. If $\mathbf{H}_{LS}(\gamma, \rho)$ does not contain any ZM of \mathbf{H}_{LS} , then $\mathbf{H}_{LS}(\gamma, \rho)$, as a $\gamma(q-1) \times \rho(q-1)$ matrix, has column and row weights γ and ρ , respectively. The null space of $\mathbf{H}_{LS}(\gamma, \rho)$ gives an RC-constrained (γ, ρ) -regular QC-LDPC code $\mathcal{C}_{LS, qc}$ of length $\rho(q-1)$. The code has the trapping set structure as described in Section VII.

For $q = 2^s$, the QC-LDPC code $\mathcal{C}_{LS, qc, f}$ given by the null space of the full array \mathbf{H}_{LS} has the following parameters [13]:

$$\begin{aligned} \text{Length: } n &= 2^s(2^s - 1), \\ \text{Number of parity symbols: } n - k &= 3^s - 1, \\ \text{Minimum distance } d_{\min} &\geq 2^s + 2. \end{aligned}$$

It follows from the trapping set analysis given in Section VII, any trapping set corresponding to an error pattern with $2^s - 1$ or fewer random errors will induce a subgraph of the Tanner graph of the code which contains at least $2^s - 1$ CNs of odd degrees. If the requirements of small value of κ and $\tau/\kappa \leq 1$ are used to define a small trapping set, then the QC-LDPC code $\mathcal{C}_{LS, qc, f}$ has no trapping set of size smaller than $2^s - 1$.

Since the length of the code is $n = 2^s(2^s - 1)$, the square root of n , $\sqrt{n} \approx 2^s$. For $1 < \kappa < 2^s - 4$, the number τ of CNs of odd-degrees is at least $\kappa(2^s - 1 - (\kappa - 1)) > 4\kappa$. Then, it follows from Definition 2 that the QC-LDPC code $\mathcal{C}_{LS, qc, f}$ has no trapping set of the type defined by Definition 2 with size smaller than $2^s - 4$.

Example 14. *The code constructed based on the Latin square of order 32 over $\text{GF}(2^5)$ is an RC-*

constrained (992,750) QC-LDPC code with minimum weight at least 34. Extensive computer search found no trapping sets with size smaller than 34 that trap the decoder. Two trapping sets $\mathcal{T}(36, 0)$ are found. This says that the minimum weight of the code is 36. Also found are 1595 $\mathcal{T}(40, 0)$ trapping sets. Since there are no harmful trapping sets with sizes smaller than the minimum weight, the error-floor of the code is dominated by the minimum weight of the code which is 36. The error performances of this code over the AWGN channel with 50 iterations of the SPA and the MSA are shown in Figure 13. We see that there is no visible error-floor down to the BER of 10^{-11} . At the BLER of 10^{-9} (decoded with a min-sum FPGA decoder), the code performs 1.1 dB from the sphere packing bound. $\triangle\triangle$

X. CONCLUSION AND REMARKS

In this paper, we have shown that cyclic and quasi-cyclic descendant codes can be derived from a known cyclic code through decomposition of its parity-check matrix in circulant form using column and row permutations. We have analyzed some structural properties of descendant cyclic codes of a cyclic code, particularly in characterization of the roots of their generator polynomials. By decomposition of cyclic finite geometry LDPC codes, we are able to enlarge the repertoire of cyclic finite geometry LDPC codes and to construct new quasi-cyclic LDPC codes. The cyclic and quasi-cyclic structures allow the implementation of encoding of LDPC codes with simple shift registers with linear complexity. These structures also simplify the hardware implementation of LDPC decoders. Quasi-cyclic structure simplifies wire routing of an LDPC decoder and allows partial parallel decoding that offers a trade-off between decoding complexity and decoding delay. We have shown that a cyclic LDPC code can be put in quasi-cyclic form through column and row permutations and vice versa. In encoding, we use its cyclic form and in decoding, we use its quasi-cyclic form. This allows us to have both advantages in encoding and decoding implementations. In this paper, we have also analyzed the trapping set structure of LDPC codes whose parity-check matrices satisfy the RC-constraint. We have shown that several classes of finite geometry and finite field LDPC codes don't have trapping sets with sizes smaller than the minimum weights of the codes. The codes in these classes have large minimum weights. Consequently, codes in these classes have very low error-floors which are pertinent to some communication and storage systems where very low error-rates are required.

Finally, we would like to point out that there are two large classes of structured LDPC codes [8], [69] which satisfy the RC-constraint but are not quasi cyclic. The class of LDPC codes given in [8] was constructed based on finite geometry decomposition and the class of LDPC codes given in [69] was constructed based on Reed-Solomon codes with two information symbols. These two classes of codes

have large minimum distances. It follows from our trapping set analysis, they don't have trapping sets of sizes smaller than their minimum distances.

REFERENCES

- [1] R. G. Gallager, "Low Density Parity-check codes," *IRE Trans. Inform. Theory*, vol. IT-8, no. 1, pp. 21–28, Jan. 1962.
- [2] D. J. C. MacKay and R. M. Neal, "Near Shannon limit performance of low density parity-check codes," *Electro. Lett.*, vol. 32, pp. 1645-1646, Aug. 1996.
- [3] D. J. C. MacKay, "Good error-correcting codes based on very sparse matrices," *IEEE Trans. Inform. Theory*, vol. 45, no. 2, pp. 399–432, Mar. 1999.
- [4] R. M. Tanner, "A recursive approach to low complexity codes," *IEEE Trans. Inform. Theory*, IT-27, no. 5, pp. 533–547, Sept. 1981.
- [5] Y. Kou, S. Lin, and M. P. C. Fossorier, "Low density parity-check codes based on finite geometries: a rediscovery and new results," *IEEE Trans. Inform. Theory*, vol. 47, no. 7, pp. 2711–2736, Nov. 2001.
- [6] S. Lin and D. J. Costello, Jr., *Error Control Coding: Fundamentals and Applications*, 2nd edition. Upper Saddle River, NJ: Prentice Hall, 2004.
- [7] H. Tang, J. Xu, S. Lin, and K. Abdel-Ghaffar, "Codes on finite geometries," *IEEE Trans. Inform. Theory*, vol. 51, no. 2, pp. 572-596, 2005.
- [8] J. Xu, L. Chen, I. Djurdjevic, S. Lin, and K. Abdel-Ghaffar, "Construction of regular and irregular LDPC codes: Geometry decomposition and masking," *IEEE Trans. Inform. Theory*, vol 53, no. 1, pp. 121–134, Jan. 2007.
- [9] N. Kamiya, "High-rate quasi-cyclic low-density parity-check codes derived from finite affine planes," *IEEE Inform. Theory*, vol.53, no.4, pp.1444-1459, Apr. 2007.
- [10] L. Chen, L. Lan, I. Djurdjevic, and S. Lin, "An algebraic method for construction quasi-cyclic LDPC codes," in *Proc., Int. Symp. Inform. Theory and Its Applications*, Parma, Italy, Oct. 10-13, 2004, pp. 535-539.
- [11] L. Lan, L. Zeng, Y. Y. Tai, L. Chen, S. Lin, and K. Abdel-Ghaffar, "Construction of quasi-cyclic LDPC codes for AWGN and binary erasure channels: a finite field approach," *IEEE Trans. Inform. Theory*, vol. 53, no. 7, pp. 2429–2458, Jul. 2007.
- [12] J. Kang, Q. Huang, L. Zhang, B. Zhou, and S. Lin, "Quasi-cyclic LDPC codes: an algebraic construction," *IEEE Trans. Commun.*, vol. 58, no. 5, pp. 1383-1396, May 2010.
- [13] L. Zhang, Q. Huang, S. Lin, and K. Abdel-Ghaffar, "Quasi-Cyclic LDPC Codes: An Algebraic Construction, Rank Analysis, and Codes on Latin Squares," *IEEE Trans. Commun.*, vol. 58, no. 10, Oct. 2010.
- [14] T. Richardson, "Error floors of LDPC codes," *Proc. of the 41st Annual Allerton Conf. Commun., Control and Comp.*, Monticello, IL, pp. 1426-1435, October 2003.
- [15] W. E. Ryan and S. Lin, *Channel Codes: Classical and Modern*, Cambridge University Press, Cambridge, UK, 2009.
- [16] Z. Li, L. Chen, L. Zeng, S. Lin and W. Fong, "Efficient encoding of quasi-cyclic low-density parity-check codes," *IEEE Commun.*, vol.54, no.1, pp. 71-81, 2006.
- [17] N. Kamiya and E. Sasaki, "Efficient encoding of QC-LDPC codes related to cyclic MDS codes," *IEEE Journal of Selected Areas in Communications*, vol. 27, no. 6, pp. 846-854, Aug. 2009.
- [18] Y. Chen and K. Parhi, "Overlapped message passing for quasi-Cyclic low-Density parity check codes," *IEEE Trans. Circuits and Systems I*, vol. 51, no. 6, pp. 1106-1113, June 2004.
- [19] Z. Wang and Z. Cui, "Low-complexity high-speed decoder design for quasi-cyclic LDPC codes," *IEEE Trans. VLSI*, vol. 15, no. 1, pp. 104-114, Jan. 2007.

- [20] S. Ländner and O. Milenkovic, "Algorithmic and combinatorial analysis of trapping sets in structured LDPC codes," *Int. Conf. Wireless Networks, Communications and Mobile Computing*, Maui, HI. pp. 630-635, Jun 2005.
- [21] E. R. Berlekamp, *Algebraic Coding Theory*, McGraw-Hill, New York, 1964. (Rev. ed. Aegan Park Press, Laguna Hills, Calif., 1984.)
- [22] I. F. Blake and R. C. Mullin, *The Mathematical Theory of Coding*, Academic Press, New York, 1975.
- [23] R. E. Blahut, *Theory and Practice of Error Control Codes*, Reading, MA: Addison-Welsey, 1983.
- [24] R. M. Roth, *Introduction to Coding Theory*, Cambridge University Press, Cambridge, UK, 2006.
- [25] S. Song, S. Lin, K. Abdel-Ghaffar, Z. Ding, W. H. Fong, and M. Fossorier, "Burst decoding of cyclic codes based on circulant parity-check matrices," *IEEE Trans. Inform. Theory*, Vol 56, no.3, pp.1038-1047.
- [26] H. Mann, *Analysis and Design of Experiments*, New York, Dover, 1949.
- [27] K. J. C. Smith, "Majority decodable codes derived from finite geometries," *Inst. Statist. Mimeo Series*, no. 561, University of North Carolina, Chapel Hill, 1967.
- [28] T. Kasami and S. Lin, "On Majority-logic decoding for duals of primitive polynomial codes," *IEEE Trans. Inform. Theory*, vol. IT-17, no. 3, pp.322-331, May 1971.
- [29] J. Chen and M. Fossorier, "Density evolution for two improved BP-based decoding algorithms of LDPC codes," *IEEE Commun. Lett.*, vol.6, pp. 208-210, May 2002.
- [30] Q. Huang, J. Kang, L. Zhang, S. Lin and K. Abdel-Ghaffar, "Two reliability-based iterative majority-logic decoding algorithms for LDPC codes," *IEEE Trans. on Commun.*, vol. 57, no. 12, Dec. 2009.
- [31] J. Zhang and M. P. C. Fossorier, "A modified weighted bit-flipping decoding for low-density parity-check codes," *IEEE Commun. Letters*, vol. 9, pp. 165-167, Mar. 2004.
- [32] M. Jiang, C. Zhao, Z. Shi, and Y. Chen, "An improvement on the modified weighted bit-flipping decoding algorithm for LDPC codes," *IEEE Commun. Letters*, vol. 9, pp. 814-816, Sept. 2005.
- [33] T. Richardson, M. A. Shokrollahi, and R. Urbanke, "Design of capacity-approaching irregular low-density parity-check codes," *IEEE Trans. Inform. Theory*, vol. 47, no. 2, pp.619-637, Feb. 2001.
- [34] ETSI EN 302 307 V1.1.2 (2006-06), European Standard (*Telecommunications series: Digital Video Broadcasting (DVB); Second generation framing structure, channel coding and modulation systems for broadcasting, interactive services, news gathering and other broadband satellite applications.*
- [35] H. Jin, A. Khandekar and R. McEliece, "Irregular Repeat-accumulate codes," *Proc. 2nd. Int. Symp. on Turbo Codes and Related Topics*, Brest France, pp. 1-8, Sept. 4, 2000.
- [36] CCSDS: <http://standards.gsfc.nasa.gov/gsfcd/gsfcd-std-9100a.doc>
- [37] T. Kasami, S. Lin, and W. W. Peterson, "Polynomial codes," *IEEE Trans. Inform. Theory*, vol. 13, no.6, 807-814, Nov. 1968.
- [38] D. MacKay and M. S. Postol, "Weaknesses of Margulis and Ramanujan-Margulis low-density parity-check codes," *Electronic Notes in Theoretical Computer Science*, vol. 74, pp. 97-104, 2003.
- [39] S. Sankaranarayanan, S. K. Chilappagari, R. Radhakrishnan, and B. Vasić, "Failures of the Gallager B decoder: analysis and applications," *Proc. 2nd Information Theory and Applications Workshop*, University of California at San Diego, 2006.
- [40] S. K. Chilappagari, S. Sankaranarayanan, and Vasic, "Error floors of LDPC codes on binary symmetric channel," *Proc. IEEE Int. Conf. Commun.*, Istanbul, turkey, Jun. 11-15, 2006, vol. 3, pp. 1089-1094.
- [41] C. A. Cole, S. G. Wilson, E. K. Hall, and T. R. Giallorenzi, "A general method for finding low error-rates of LDPC codes," *submitted to IEEE Trans. Inform. Theory*, June 2006.

- [42] M. Stepano, and M. Cherkov, "Instanton analysis of low-density parity-check codes in error-floor regime," *Proc. IEEE Int. Symp. on Inform. Theory*, Seattle, WA, USA, July 9-14, 2006.
- [43] Z. Zhang, L. Dolecek, B. Nikolic, V. Anantharam, and M. Wainwright, "Investigation of error floors of structured low-density parity-check codes by hardware emulation," *Proc. IEEE Globecom*, San Francisco, CA, USA, 2006.
- [44] O. Milenkovic, E. Soljanin, and P. Whiting, "Asymptotic spectra of trapping sets in regular and irregular LDPC codes ensembles," *IEEE Trans. Inform. Theory*, vol 53, no. 1, pp.39-55, Jan. 2007.
- [45] S. Ländner and O. Milenkovic, "LDPC codes based on Latin Squares: cycle structure, stopping set, and trapping set analysis," *IEEE Trans. Commun.* Vol. 55, no. 2, pp. 303-307, Feb. 2007.
- [46] A. McGregor, and O. Milenkovic, "On the hardness of approximating stopping and trapping sets in LDPC codes," *Proc. IEEE Information Theory Workshop*, pp. 248-253, Lake Tahoe, CA, pp. 248-253, September 2-6, 2007.
- [47] M. Ivkovic, K. Chilappagari, S. Shashi, and B. Vasic, "Designing LDPC codes without small trapping sets by using Tanner graph covers," *Proc. IEEE Int. Symp. Inform. Theory*, Nice, France, pp. 2266-2270, June 4-29, 2007.
- [48] L. Dolecek, Z. Zhang, V. Anantharam, M. Wainwright, and B. Nikolić, "Analysis of absorbing sets for array-based LDPC codes," *Int. Conf. Commun.*, Glasgow, Scotland, pp. 6261-6268, June 2007.
- [49] S. Abu-Surra, W. E. Ryan, and D. Divsalar, "Ensemble trapping set enumerators for protograph-based LDPC codes," *Proc., 45th Annual Conf. Commun., Control, and Computing*, Monticello, IL., Sept. 2007.
- [50] Abu-Surra, S.; Ryan, W.E.; Divsalar, D.; "Asymptotic ensemble enumerators for protograph-based generalized LDPC codes: Computational complexity," *Information Theory and Applications Workshop*, UC San Diego, CA, pp. 63-65, Feb. 2008.
- [51] M. Hiroto, Y. Konishi, and M. Morii, "Approximate examination of trapping sets of LDPC codes using the probabilistic algorithm," *Proc. Int. Symp. Inform. Theory and Its Applications*, Auckland, New Zealand, pp. 1-6, December, 2008.
- [52] M. Ivkovic, S. K. Chilappagari and B. Vasic, "Eliminating trapping sets in low-density parity check codes by using Tanner graph covers", *IEEE Transactions on Information Theory*, vol. 54, no. 8, pp. 3763-3768, Aug. 2008.
- [53] J. Kang, L. Zhang, Z. Ding, and S. Lin, "A two-stage iterative decoding of LDPC codes for lowering error floors," *Proc. IEEE GlobeCom. Conf.*, New Orleans, LA, November 2008.
- [54] Z. Zhang, L. Dolecek, B. Nikolic, V. Anantharam, and M. J. Wainwright, "Lowering LDPC error floors by postprocessing," *Proc. IEEE GlobeCom. Conf.*, New Orleans, LA, November 2008.
- [55] D. G. M. Michell, A. E. Pusane, and D. J. Costello, Jr., "Asymptotic trapping set analysis of regular protograph-based LDPC convolutional code ensembles," *Proc. Inform. Theory and Applications Workshop*, UC San Diego, pp. 264-271, Feb. 2009.
- [56] Y. Han and W. E. Ryan, "Low-floor decoder for LDPC codes," *IEEE Trans. Commun.*, vol. 57, no. 6, pp. 1663-1673, June 2009.
- [57] E. Pusane, D. J. Costello, and D. G. M. Mitchell, "Trapping set analysis of protograph-based LDPC convolutional codes," *Proc. 2009 IEEE Int. Symp. Inform. Theory*, Seoul, South Korea, pp. 561-565., June 28-July 3, 2009.
- [58] Y. F. Zhang and W. E. Ryan, "Toward low LDPC-code floors: a case study," *IEEE Trans. Commun.*, vol. 57, no. 6, pp. 1566-1573, Jun. 2009.
- [59] E. Cavus, C. L. Haymes, and B. Daneshrad, "Low BER performance estimation of LDPC codes via application of importance sampling to trapping sets," *IEEE Trans. Commun.*, vol. 57, no. 7, pp. 1886-1888, Jul. 2009.
- [60] B. Vasic, B., S. K. Chilappagari, D. V. Nguyen, and S. K. Planjery, "Trapping set ontology," *Proc. 47th Annual Conf on Commun, Control, and Computing*, Allerton, IL, 2009.
- [61] Z. Zhang, L. Dolecek, B. Nikolic, V. Anantharam, and M. J. Wainwright, "Design of LDPC decoders for improved low

- error rate performance: quantization and algorithm choices," *IEEE Transactions on Communications*, vol. 57, no. 11, pp. 3258-3268, Nov. 2009.
- [62] L. Dolecek, Z. Zhang, V. Anantharam, M. J. Wainwright, and B. Nikolic, "Analysis of absorbing sets and fully absorbing sets of array-based LDPC codes," *IEEE Transactions on Information Theory*, vol. 56, no. 1, pp. 181-201, Jan. 2010.
- [63] S. Abu-Surra, D. Declercq, D. Divsalar, W. E. Ryan, "Trapping set enumerators for specific LDPC codes," *Information Theory and Applications Workshop (ITA)*, UC San Diego, CA, pp. 1-5, Feb. 2010.
- [64] S. K. Chilappagari, D. V. Nguyen, B. Vasic, and M. W. Marcellin, "On trapping sets and guaranteed error correction capability of LDPC codes and GLDPC codes," *IEEE Trans. Inform Theory*, vol. 56, no. 4, pp. 1600-1611, April 2010.
- [65] H. Yang, and W. E. Ryan, "Low-floor detection/decoding of LDPC-coded partial response channels," *IEEE Journal of Selected Areas in Communications*, vol. 28, no. 2, pp. 252-260, Feb. 2010.
- [66] D. V. Nyuyen, B. Vasic, M. Marcellin, and S. K. Chilappagari, "Structured LDPC codes from permutation matrices free of small trapping sets," *arXiv:1004.1198v1 [cs. IT]*, Apr. 2010.
- [67] Z. Zhang, L. Dolecek, B. Nikolic, V. Anantharam, M. J. Wainwright, "Design of LDPC decoders for improved low error rate performance: quantization and algorithm choices," *IEEE Transactions on Communications*, vol. 57, no. 11, pp. 3258-3268, Nov. 2009.
- [68] J. Kang, Q. Huang, S. Lin and K. A. Ghaffar, "An iterative decoding algorithm with backtracking to lower the error-floors of LDPC codes," accepted by *IEEE Trans. on Commun.*
- [69] I. Djurjjevic, J. Xu, K. Abdel-Ghaffar, and S. Lin, "Construction of low-density parity-check codes based on shortened Reed-Solomon codes with two information symbols," *IEEE Commun. Lett.*, vol. 7, no. 7, pp.317-319, July 2003.
- [70] Y. Y. Tai, L. Lan, L. Zheng, S. Lin and K. Abdel-Ghaffar, "Algebraic construction of quasi-cyclic LDPC codes for the AWGN and erasure channels," *IEEE Trans. Commun.*, vol 54, no. 7, pp. 1765-1774, Oct. 2006.
- [71] S. Song, B. Zhou, S. Lin, and K. Abdel-Ghaffar, "A unified approach to the construction of binary and nonbinary quasi-cyclic LDPC codes based on finite fields," *IEEE Trans. Commun.*, vol. 57, no. 1, pp. 84-93, Jan. 2009.
- [72] S. Johnson and S. R. Weller, "Regular low-density parity-check codes from combinatorial designs," *Proc. 2001 IEEE Inform. Theory Workshop*, Cairns, Australia, pp. 90-92, Sept. 2-7, 2001.
- [73] S. J. Johnson and S. R. Weller, "Construction of low-density parity-check codes from Kirkman triple systems," *Proc. IEEE Globecom Conf.* pp. 970-974, Nov. 2001.
- [74] B. Vasic and O. Milenkovic, "Combinatorial construction of low-density parity-check codes for iterative decoding," *IEEE Trans. Inform. Theory*, vol. 50, no. 6, pp. 1156-1176, Jun. 2004.
- [75] B. Ammar, B. Honary, Y. Kou, J. Xu, and S. Lin, "Construction of low-density parity-check codes based on balanced incomplete block designs," *IEEE Trans. Inform. Theory*, vol. 50, no. 6, pp. 1257-1568, Jun. 2004.
- [76] L. Lan, Y. Y. Tai, S. Lin, B. Memari and B. Honary, "New construction of quasi-cyclic LDPC codes based on special classes of BIBDs for the AWGN and binary erasure channels," *IEEE Trans. Commun.*, vol 56, no.1, pp.39-48, Jan. 2008.
- [77] R. Lidl and Niederreiter, *Introduction to Finite Fields and Their Applications*, revised edn, Cambridge, Cambridge University Press, 1994.

TABLE I
A PARTIAL LIST OF TRAPPING SETS OF THE (63,37) CYCLIC EG-LDPC CODES

Size κ	Number of odd-degree CNs τ	Size κ	Number of odd-degree CNs τ
3	18	10	0
	20		14
	22		
4	20	11	0
	22		
	24		
	26		
	28		
5	22	12	0
	24		
	26		
	28		
	30		
6	22	13	26
	24		
	26		
	28		
	30		
	32		
7	18	14	0
	22		
	24		
	26		
	28		
	30		
	32		
	34		
	36		
8	26	22	32
	30		
9	0		
	26		

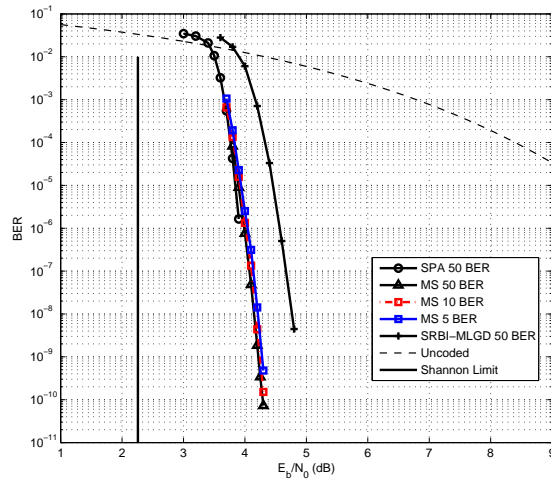


Fig. 1. Bit error performances of the binary (4095,3367) cyclic EG-LDPC code given in Example 1 decoded with the SPA and the scaled MSA.

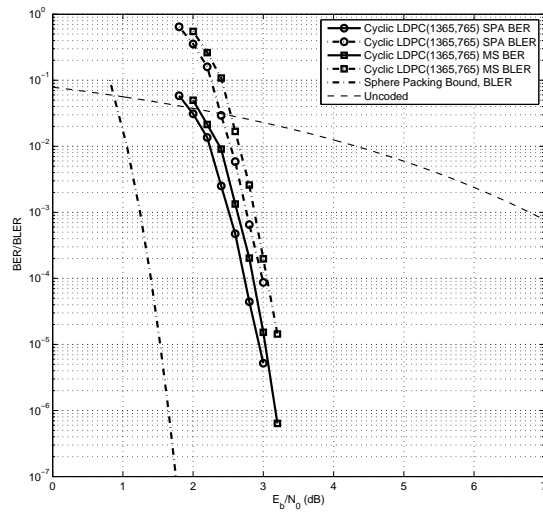


Fig. 2. (a) The error performances of the binary (1365,765) cyclic EG-LDPC code given in Example 3 decoded with 50 iterations of the SPA and the MSA.

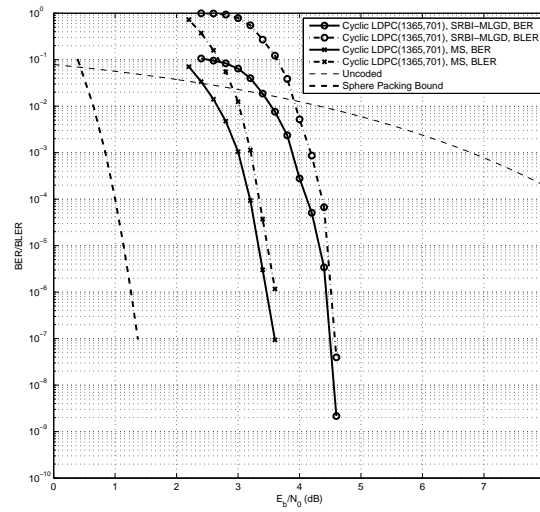


Fig. 2. (b) The error performances of the binary (1365,701) cyclic EG-LDPC code given in Example 3 decoded with the MSA and the SRBI-MLGD-algorithm.

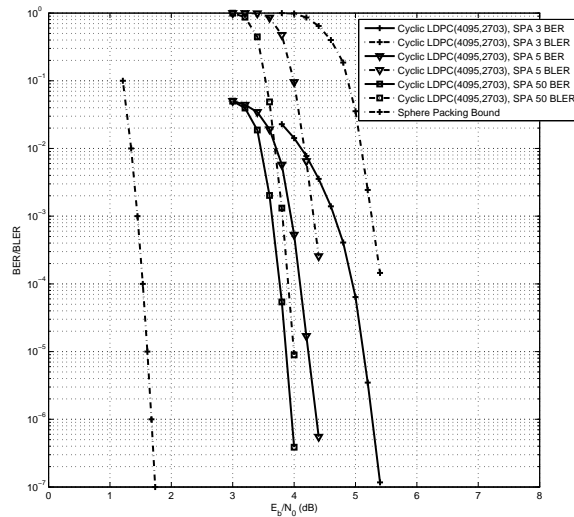


Fig. 2. (c) The bit and block error performances of the binary (4095,2703) cyclic EG-LDPC code given in Example 3.

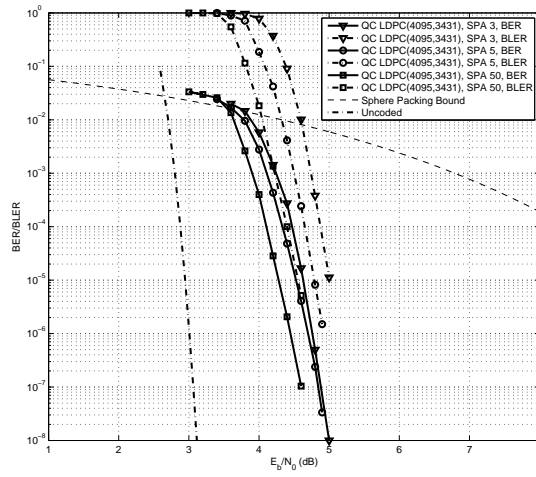


Fig. 3. The bit and block error performances of the binary (4095,3431) QC EG-LDPC code given in Example 4.

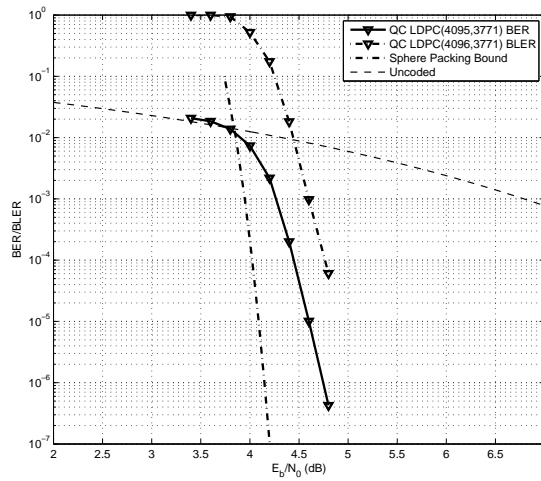


Fig. 4. The bit and block error performance of the binary (4095,3771) QC-LDPC code given in Example 5.

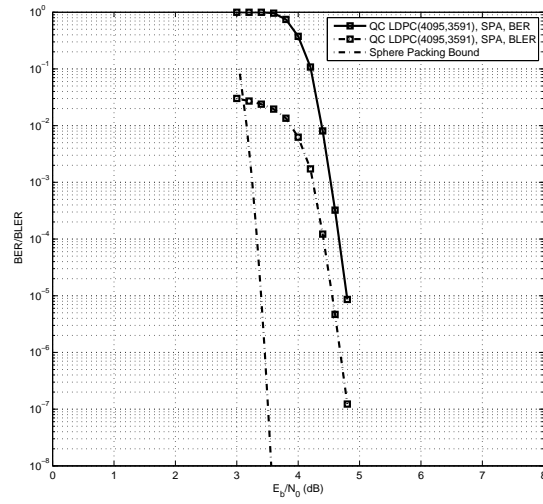


Fig. 5. The bit and block error performance of the binary (4095,3591) QC-LDPC code given in Example 6.

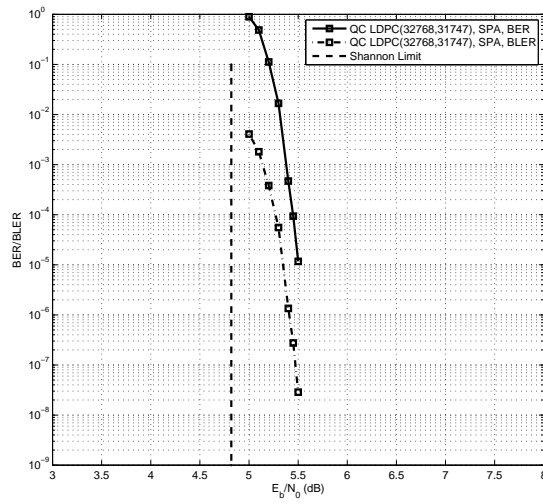


Fig. 6. The bit and block error performances of the binary (32768,31747) QC-LDPC code given in Example 7.

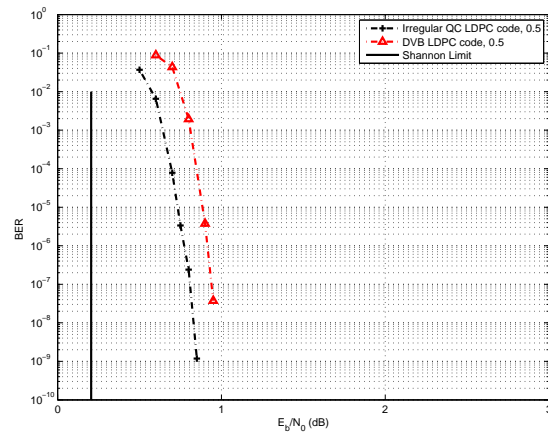


Fig. 7. The error performances of the binary (65536,32768) QC-LDPC code and the DVB S-2 standard code given in Example 8.

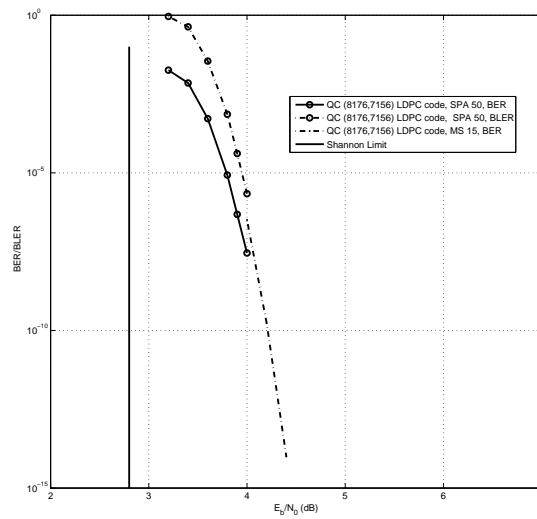


Fig. 8. The error performances of the binary (8176,7156) QC-LDPC code given in Example 9.

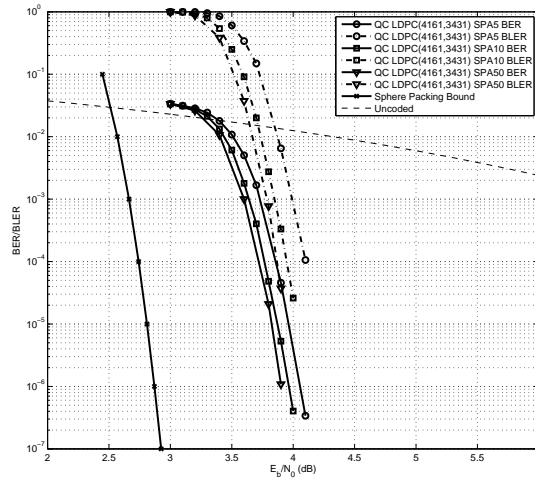


Fig. 9. (a) The error performances of the (4161,3431) cyclic PG-LDPC code given in Example 10 decoded with various number of iterations of the SPA.

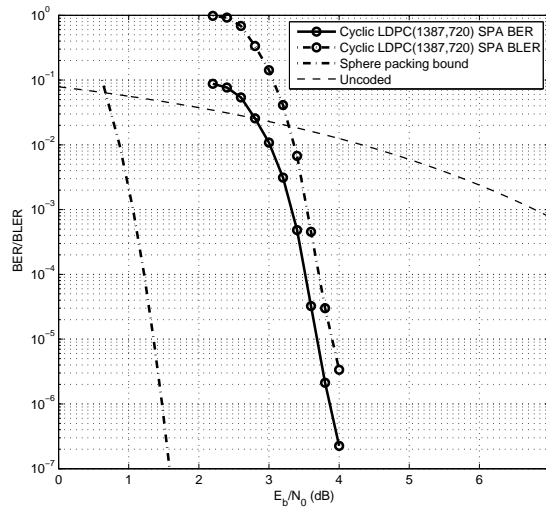


Fig. 9. (b) The error performances of the binary (1387,720) cyclic LDPC code given in Example 10.

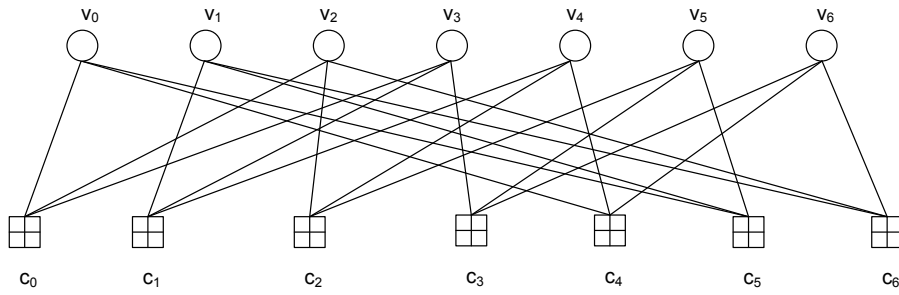


Fig. 10. (a) The Tanner graph of a (3,3)-regular (7,3) LDPC code.

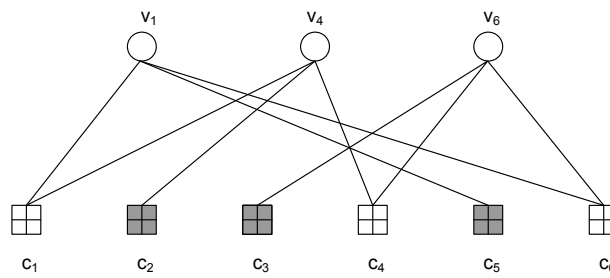


Fig. 10. (b) A elementary (3,3) trapping set.

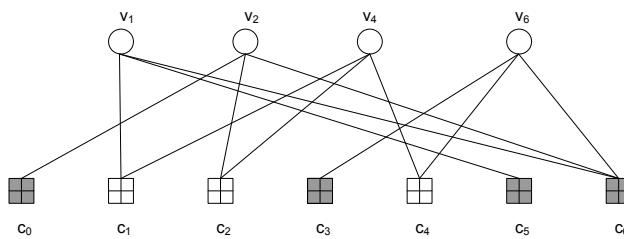


Fig. 10. (c) A (4,4) trapping set.

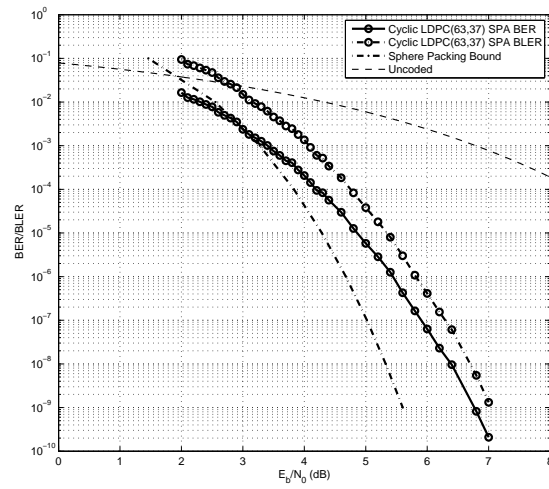


Fig. 11. The bit and block error performances of the (63,37) cyclic EG-LDPC code given in Example 11.

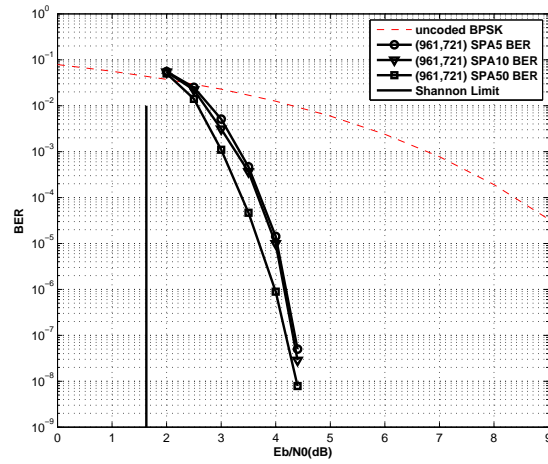


Fig. 12. The bit error performance of the binary (961,721) QC-LDPC code given in Example 13 decoded with 5, 10 and 50 iterations of the SPA.

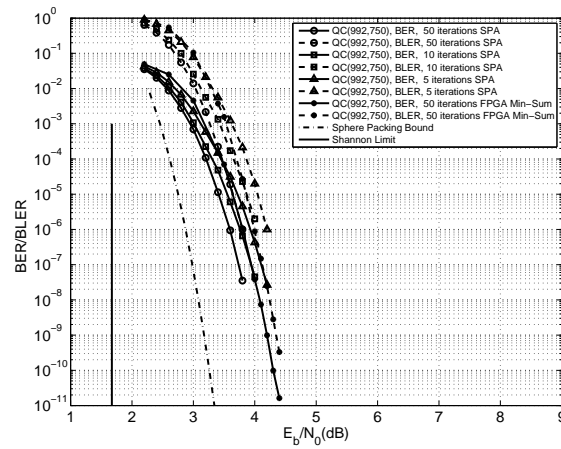


Fig. 13. The bit and block error performances of the binary (992,750) QC-LDPC code given in Example 14.