

Insider Trading in the Market with Rational Expected Price

BY FUZHOU GONG, DEQING ZHOU ¹

Kyle (1985) builds a pioneering and influential model, in which an insider with long-lived private information submits an optimal order in each period given the market maker's pricing rule. An inconsistency exists to some extent in the sense that the "constant pricing rule" actually assumes an adaptive expected price with pricing rule given before insider making the decision, and the "market efficiency" condition, however, assumes a rational expected price and implies that the pricing rule can be influenced by insider's strategy. We loosen the "constant pricing rule" assumption by taking into account sufficiently the insider's strategy has on pricing rule. According to the characteristic of the conditional expectation of the informed profits, three different models vary with insider's attitudes regarding to risk are presented. Compared to Kyle (1985), the risk-averse insider in Model 1 can obtain larger guaranteed profits, the risk-neutral insider in Model 2 can obtain a larger ex ante expectation of total profits across all periods and the risk-seeking insider in Model 3 can obtain larger risky profits. Moreover, the limit behaviors of the three models when trading frequency approaches infinity are given, showing that Model 1 acquires a strong-form efficiency, Model 2 acquires the Kyle's (1985) continuous equilibrium, and Model 3 acquires an equilibrium with information released at an increasing speed.

KEYWORDS: Kyle (1985) model; private information; pricing rule.

1. INTRODUCTION

THE MOTIVATION of our paper is to improve the canonical strategic trading model due to Kyle (1985). In Kyle (1985), the price adjustment made by market maker is proportional to

¹For useful discussions, we thank Hong Liu, Yonghong Liu and Quanli Qin. We are grateful for financial support for National Natural Science Foundation of China (No.10721101), China's National 973 Project (No.2006CB805900) and 985 Project of Business Statistics and Econometrics Platform of Peking University (No.468-11807-001).

the total trading volume in which the proportional coefficient λ_n , named as the pricing rule (or liquidity parameter, or inverse of market depth), reflects the market maker's sensitivity regarding to the total trading volume. A strong assumption is the "constant pricing rule", which means that the insider takes the pricing rule as a constant and thus ignores the effect her strategy has on it. We loosen this assumption by taking into account sufficiently the effect that insider's choice might have on pricing rule.

The "constant pricing rule" is not only just a "very strong" assumption, but also can induce to some extent an inconsistency in Kyle (1985). In fact, the (semi-strong) market efficiency condition implies that the pricing rule λ_n dose can be affected by insider's submission. In other words, the constant pricing rule announced by market maker is untrustable in an semi-strong efficient market. Accordingly, the insider has an incentive to deviate from the optimal strategy depicted in Kyle (1985) to make a more profitable strategy since she know the market maker would adjust the price to the deviated strategy to satisfy the market efficiency condition. Thus, a new equilibrium arises in which the insider's strategy can be characterized in a more reasonable manner.

An interesting specific case is the one period Kyle model, where equilibrium is the same whether with the constant pricing rule assumption or not. Admati and Pfleiderer (1988) point out this coincidence when they investigate the clustering phenomena in a model with short lived private information. Generally, in each period except the last one in a multiple periods model, as long as the insider takes market maker's response into account, the conditional expectation of profits over the remaining periods, as a random variance, has no maximum any more since the risky profits and guaranteed profits that constitute the conditional expectation cannot attain their maximums simultaneously. Hence we present three different models varies with the maximization manner. Model 1 focuses on the risk-averse insider who maximizes the guaranteed profits firstly and then, if multiple solutions are obtained, chooses among them the one that maximizes the risky profits. Insider in Model 2 is risk-neutral, trying to maximize the ex ante expectation of total profits. While Model 3 assumes a risk-seeking insider who maximizes the profits in an order reverse to that in Model 1.

In Model 1 with a risk-averse insider, when trading happens indefinitely frequently, the private information is incorporated into price almost immediately, thus in limit Model 1 presents a "strong efficient" market that defined by Fama (1970) as one with prices reflecting both public and private information. This result is analogous to Holden and Subrahmanyam (1992) with multiple perfectly informed traders. However, there is only one insider in Model 1 and the source of this result is risk aversion, not like theirs - the aggressive competition among

insiders. Chau and Vayanos (2008) also obtain a strong form efficiency with one insider when trading happens frequently. Their conclusion depends crucially on the combination of impatience and stationarity. While in our model, there are no such assumptions since in Model 1 the insider receives the information by one time and there exist no channels such like time discounting, the public revelation and the obsolescence of private information that generate cost linked to impatience. Last but not least, compared to Kyle (1985), risk-averse insider in Model 1 obtains greater guaranteed profits at the cost of smaller risky profits estimated at the beginning of trading.

Model 2 shows that the risk-neutral insider transfers her information to public price gradually when trading happens frequently. In discrete time case, by producing a more profitable market depth, the insider is able to obtain a larger ex ante expectation of total profits across all periods than that in Kyle (1985). In the limit as the number of trading periods becomes infinity, however, the insider cannot be rewarded by additional ability of affecting the pricing rule. In fact, the difference in equilibriums between Model 2 and Kyle (1985) is disappearing as trading frequency is growing, since that in limit the constant liquidity parameter given by market maker in Kyle (1985) is exactly the one the insider would like to choose provided her with such discretion.

In Model 3, the risk-seeking insider has an incentive to postpone trades to the future to create greater risk in future profits. Thus, strategic trading in Model 3 is in sharp contrast with those in Model 1, 2 and Kyle (1985) in that, insider prefers to the trading pattern with less information released early on and greater information revealed latter to keep information advantage as long as possible. Moreover, Model 3 allows an increasing liquidity parameter through trades, consistent with the results motivated by the “rat race” effect in Foster and Viswanathan (1996) with competitive insiders endowed with negatively correlated information.

There are large numbers of literature extending Kyle’s (1985) strategic trading model. Holden and Subrahmanyam (1992) consider the competition among multiple insiders each endowed with perfect private information. While Foster and Viswanathan (1996) study the competition with heterogenous private signals. Huddart Hughes and Levine (2001) examine the case where insider must announce her trading volume after the submission while Huddart and Hughes (2004) study the case with pre-announcement of insider trade. Recently, Caldentey and Stacchetti (2010) study the extended Kyle model with insider observing a signal that tracts the evolution of asset’s fundamental value and with a random public announcement time revealing the current value of asset. A common characterization is that they all inherit the Kyle assumption that the risk-neutral insider considers liquidity param-

eter as a constant given by market maker. Although several papers such like Holden and Subrahmanyam (1994), Baruch (2002) and Zhang (2004) extend Kyle model to accomodate risk-averse insider, still they remain the constant pricing rule assumption unchanged. Hence, our new improvements on Kyle model by considering both the possibility of insider's effect on pricing rule and of the insider's risk different attitudes might have potential applications on various models based on Kyle (1985).

The rest of paper is organized as follows: Section 2 presents our three models based on analysis of Kyle (1985). Section 3 focuses on Model 1, deriving the sequential auction equilibrium in discrete time setting, showing the limit results when the trading period number goes to infinity, and illustrating the endogenous parameters numerically. Section 4 and section 5 are devoted to Model 2 and Model 3 respectively. Finally, section 6 makes some concluding comments.

2. ANALYSIS ABOUT KYLE (1985) MODEL AND PRESENTATION OF OUR MODELS

2.1. Basic Notations

We conform to the notation of Kyle (1985). A risky asset has a liquidation value v , normally distributed with mean p_0 and variance σ_v^2 . The asset is traded in N sequential moments $\{t_n\}_{n=1,\dots,N}$ with $t_n = n\Delta t_N$ and $\Delta t_N = 1/N$. The market participants are insider, market maker and noise traders. The insider knows the true value v and she submits trading volume x_n in the n th period, with her profits in the n th period denoted by π_n . Noise traders' total demand in the n th period denoted by u_n is exogenously-generated, normally distributed with mean 0 and variance $\sigma_u^2\Delta t_N$ in the N periods model. Market maker observes the total trading volume $y_n = x_n + u_n$ prior to the n th auction, and then absorbs it at price p_n . An important assumption following Kyle (1985) in our paper is that p_n satisfies

Assumption 1. (Semi-strong) Market Efficiency:

$$(2.1) \quad p_n = E[v|y_1, y_2, \dots, y_n] \quad \text{for } n = 1, 2, \dots, N.$$

Before presenting our new models, we analyze the roles played by assumption 1 and the "constant pricing rule" assumption in Kyle (1985) .

2.2. The Constant Pricing Rule Assumption in Kyle (1985)

To find an equilibrium, Kyle gives three assumptions -market efficiency, profit maximization and "constant pricing rule" assumption in definition "linear equilibrium" (page 1321).

We examine the last assumption carefully and attempt to find out how it works in searching of the equilibrium. Before fixing the optimal value for strategy x_n at the n th period, Kyle claims, in a linear equilibrium, p_n is given by

$$(2.2) \quad p_n = p_{n-1} + \lambda_n(x_n + u_n) + h,$$

where h is some linear function of $x_1 + u_1, \dots, x_{n-1} + u_{n-1}$ (page 1324). And then, λ_n is regarded as a constant independent with insider's strategy x_n in Kyle's following deduction:

$$\begin{aligned} & \max_{x_n} \{ (v - p_{n-1} - \lambda_n x_n - h)x_n + \alpha_n(v - p_{n-1} - \lambda_n x_n - h)^2 + \alpha_n \lambda_n^2 \sigma_u^2 \Delta t_n + \delta_n \} \\ & \Rightarrow \\ & x_n = \frac{1 - 2\alpha_n \lambda_n}{2\lambda_n(1 - \alpha_n \lambda_n)}(v - p_{n-1} - h). \end{aligned}$$

Clearly, by assuming the constant pricing rule in definition "linear equilibrium", the insider treats pricing rule λ_n as unrelated to her choice.

2.3. The Strategy Space in Kyle (1985)

It appears that in Kyle's model, insider's strategy is chosen from the space consists of functions measurable to information available to him. However, careful examination shows that a good property about x_n is actually used before its value being fixed. In fact, (2.2) can hold only in the following deduction:

$$\begin{aligned} p_n &= p_{n-1} + p_n - p_{n-1} \\ &= p_{n-1} + E[v - p_{n-1} | y_1, y_2, \dots, y_{n-1}, y_n] \quad (\text{by "market efficiency" assumption}) \\ &= p_{n-1} + \lambda_n y_n + h(y_1, \dots, y_{n-1}) \quad (\text{by normality of } x_1, \dots, x_n). \end{aligned}$$

If x_1, \dots, x_n are not gaussian, the expression of p_n (2.2) cannot be certainly ensured.¹ The conditional expectation in the above, usually as a nonlinear measurable function of $x_1 + u_1, \dots, x_n + u_n$, is hard to get an explicit expression. Subsequently, the cumulative profits (ie., Eq.(3.24) in page 1324) satisfying

$$\begin{aligned} & E\left[\sum_{k=n}^N \pi_k | p_1, p_2, \dots, p_{n-1}, v\right] \\ &= (v - E(v | x_1 + u_1, \dots, x_n + u_n)) + \alpha_n(v - E(v | x_1 + u_1, \dots, x_n + u_n))^2 + \delta_n \end{aligned}$$

¹ Even if we suppose $x_1, \dots, x_n \in L^2(\Omega, \mathfrak{F}_n, P)$ with $\mathfrak{F}_n = \sigma\{x_1 + u_1, \dots, x_n + u_n, v\}$, (2.2) needs not hold. Generally, by definition of conditional expectation (Kallenberg, Olav (2002), page 103, 104), $E[v | x_1 + u_1, \dots, x_n + u_n]$ is just an orthogonal Hilbert space projection of v onto the linear subspace $L^2(\Omega, \mathfrak{F}_n, P)$.

is not an explicit function of x_n any more and thus the maximization problem cannot be solved. Eventually, all relationships that build upon the method of backward induction will no longer hold. In conclusion, insider's strategy in Kyle (1985) model is actually chosen from the gaussian space.

2.4. An Inconsistency Implied in Kyle model

Given gaussian strategy in each period, we know the orders y_1, y_2, \dots, y_n are normally distributed variables. The orthogonalization of y_1, y_2, \dots, y_n produces:

$$\tilde{y}_1, \tilde{y}_2, \dots, \tilde{y}_n$$

in which $\tilde{y}_i = y_i - \sum_{k=1}^{i-1} \frac{\text{cov}(y_i, y_k)}{\text{cov}(y_k, y_k)} y_k$ represents the surprise in the i th ($1 \leq i \leq n$) total trading volume. The assumption of market efficiency (2.1) implies

$$p_n - p_{n-1} = E(v - p_{n-1} | y_1, \dots, y_n) = E(v - p_{n-1} | \tilde{y}_1, \dots, \tilde{y}_n) = E(v - p_{n-1} | \tilde{y}_n).$$

Thus

$$(2.3) \quad p_n - p_{n-1} = \lambda_n \tilde{y}_n \quad \text{with} \quad \lambda_n = \frac{\beta_n \Sigma_{n-1}}{\beta_n^2 \Sigma_{n-1} + \sigma_u^2 \Delta t_N}.$$

Obviously, the informed submission x_n does affect the pricing rule through the trading intensity β_n . Thus, an inconsistency yields between the implications of the “market efficiency” assumption and of the “constant pricing rule”.

In a semi-strong efficient market, insider with the gaussian strategy (thus, (2.3) holds.) has an incentive to deviate from the “optimal strategy” depicted in the equilibrium of Kyle (1985) to create a more profitable pricing rule. To maintain the market efficiency, the market maker would adjust the price according to the new strategy insider will choose. Interestingly, for Kyle's one period model, equilibrium is the same whether or not the insider ignores the effect her strategy on pricing rule. Admati and Pfleiderer (1998) also notice this virtue possessed by the one period Kyle model. This coincidence, when $N = 1$, is equivalent to the fact that Kyle's equilibrium satisfies

$$(2.4) \quad \lambda'_1(\beta_1) = 0.$$

However, for a general period number such as $N = 2$, (2.4) does not hold any more.

PROPOSITION 1. *In equilibrium of the two periods Kyle (1985) model, the pricing rule in the first period satisfies*

$$(2.5) \quad \lambda'_1(\beta_1) > 0.$$

Proposition 1 shows that in the first period of the two periods model, those informed submissions around the optimum in Kyle (1985) have positive effect on the pricing rule.

2.5. Presentation of Our Models

Note that $\sigma\{y_1, y_2, \dots, y_{n-1}, v\} = \sigma\{y_1, y_2, \dots, y_{n-1}, v - p_{n-1}\}$ since the price p_{n-1} , satisfying (2.1), is measurable to the historical information y_1, y_2, \dots, y_{n-1} . Thus, each gaussian strategy x_n measurable to $\sigma\{y_1, y_2, \dots, y_{n-1}, v\}$ has the following form:

$$(2.6) \quad x_n = \beta_n(v - p_{n-1}) + b_n(y_1, \dots, y_{n-1}) + c_n$$

in which $\beta_n, c_n \in \mathbb{R}$ and $b_n(y_1, \dots, y_{n-1})$ is a linear function of y_1, \dots, y_{n-1} . Under assumption (2.1), the following proposition characterizes the profits of insider with any submission (2.6).

PROPOSITION 2. *Under assumption (2.1), when insider adopts strategies such as (2.6), there exist non-random real numbers α_{n-1} , h_{n-1} , δ_{n-1} , $n = 1, 2, \dots, N + 1$, such that*

$$(2.7) \quad E\left(\sum_{k=n}^N \pi_k | p_1, p_2, \dots, p_{n-1}, v\right) = \alpha_{n-1}(v - p_{n-1})^2 + h_{n-1}(v - p_{n-1}) + \delta_{n-1},$$

where

$$(2.8) \quad \alpha_{n-1} = \alpha_n(1 - \lambda_n \beta_n)^2 + \beta_n(1 - \lambda_n \beta_n),$$

$$(2.9) \quad h_{n-1} = (b_n(y_1, \dots, y_{n-1}) + c_n + h_n)(1 - \lambda_n \beta_n),$$

$$(2.10) \quad \delta_{n-1} = \delta_n + \alpha_n \lambda_n^2 \sigma_u^2 \Delta t_N.$$

with $\alpha_N = h_N = \delta_N = 0$ and λ_n satisfying (2.3). In (2.6), the submission structured on historical information $b_n(y_1, \dots, y_{n-1})$ and insider's average submission c_n can affect the conditional profits (2.7) only through the term $h_{n-1}(v - p_{n-1})$. Moreover, $b_n(y_1, \dots, y_{n-1})$ and c_n cannot affect any of Σ_k, λ_k , or p_k with $1 \leq k \leq N$.

Proposition 2 shows that, in the n th period, the submission structured on common knowledge $b_n(y_1, y_2, \dots, y_{n-1}) + c_n$ yields zero profits in ex ante expectation. Moreover, when insider chooses $b_n(y_1, y_2, \dots, y_{n-1}) + c_n$ unbounded and the other parameters bounded in her plan, then at the case $v - p_{n-1} > 0 (< 0)$, her conditional profits (loss) will be unbounded. To avoid the technical trouble with thus strategies that always yield zero profits in ex ante expectation and can yield infinite profits in absolute value, we consider a limited strategy space on insider. That is, the space of strategies constructed on the estimation error $v - p_{n-1}$ which

represents the totally unrevealed information in the sense it is independent with historical information y_1, y_2, \dots, y_{n-1} and thus exclusively known to the insider:

$$(2.11) \quad X_n = \{\beta_n(v - p_{n-1}) | \beta_n \in \mathbb{R}\}.$$

(2.11) is actually the strategy space that contains the “optimal” informed strategy depicted in Kyle(1985). Note that $x_n \in X_n$ implies $\tilde{y}_n = y_n$ in (2.3), and this will be used throughout the rest of the article.

As shown by (2.7) and (2.9), insider with strategy $x_n \in X_n$ acquires profits accumulated from the n th period to the end:

$$(2.12) \quad E\left(\sum_{k=n}^N \pi_k | p_1, p_2, \dots, p_{n-1}, v\right) = \alpha_{n-1}(v - p_{n-1})^2 + \delta_{n-1}.$$

The optimal strategy $\beta_n(v - p_{n-1})$, or equivalently, β_n , should be determined in equilibrium by profit-maximization principle. However, generally, (2.12) has no maximization due to the partial ordering among conditional expectations and thus directly maximizing (2.12) is meaningless. Note that insider’s conditional profits consist of two different terms, the risky profits $\alpha_{n-1}(v - p_{n-1})^2$ as the source of risk, and guaranteed profits δ_{n-1} that cannot be affected by the realization of v or p_{n-1} . Naturally, three models, each with the Assumption 1 and a different profit-maximization principle stated by Assumption 2 are presented.

Assumption 2. Profit Maximization: At the n th ($1 \leq n \leq N$) period, with the informed strategy space (2.11) and the informed profits (2.12),

- *Model 1 (the risk-averse insider model): the insider firstly maximizes the guaranteed profit*

$$\max_{\beta_n} \delta_{n-1},$$

and secondly she maximizes the risky profits

$$\max_{\beta_n \in \{\argmax \delta_{n-1}\}} \alpha_{n-1}(v - p_{n-1})^2.$$

- *Model 2 (the risk-neutral insider model): the insider maximizes the ex ante expectation*

$$\max_{\beta_n} E\left(\sum_{k=n}^N \pi_k\right).$$

- *Model 3 (the risk-seeking insider model): the insider firstly maximizes the risky profit*

$$\max_{\beta_n} \alpha_{n-1}(v - p_{n-1})^2,$$

and secondly she maximizes the guaranteed profit

$$\max_{\beta_n \in \{\argmax \alpha_{n-1}(v - p_{n-1})^2\}} \delta_{n-1}.$$

3. MODEL 1: THE EQUILIBRIUM OF THE RISK-AVERSE INSIDER MODEL

3.1. The Discrete Equilibrium

Theorem 1 characterizes a sequential auction equilibrium with endogenous parameters expressed by a difference equation system.

THEOREM 1. *In Model 1 with trading period number N , a subgame perfect linear equilibrium exists. In this equilibrium, there are real numbers $\beta_n, \lambda_n, \alpha_n$ and Σ_n , such that*

$$(3.1) \quad x_n = \beta_n(v - p_{n-1}),$$

$$(3.2) \quad p_n - p_{n-1} = \lambda_n y_n,$$

$$(3.3) \quad \Sigma_n = \text{var}(v|y_1, y_2, \dots, y_n),$$

$$(3.4) \quad E\left(\sum_{k=n}^N \pi_k | p_1, p_2, \dots, p_{n-1}, v\right) = \alpha_{n-1}(v - p_{n-1})^2 + \delta_{n-1}.$$

The above real numbers β_n, α_n and Σ_n can be represented as:

$$(3.5) \quad \delta_n = a_n \sigma_u \Delta t_N^{1/2} \Sigma_n^{1/2} \quad (n = 0, 1, 2, \dots, N-1),$$

$$(3.6) \quad \alpha_n = b_n \sigma_u \Delta t_N^{1/2} \Sigma_n^{-1/2} \quad (n = 0, 1, 2, \dots, N-1),$$

$$(3.7) \quad \beta_n = c_n \sigma_u \Delta t_N^{1/2} \Sigma_{n-1}^{-1/2} \quad (n = 1, 2, \dots, N).$$

in which the sequences $\{a_n\}$, $\{b_n\}$, $\{c_n\}$, subject to terminal values $a_{N-1} = 0$, $b_{N-1} = \frac{1}{2}$, $c_N = 1$, are given recursively:

$$(3.8) \quad a_{n-1} = a_n \left(\frac{1}{c_n^2 + 1}\right)^{1/2} + b_n \left(\frac{1}{c_n^2 + 1}\right)^{3/2} c_n^2,$$

$$(3.9) \quad b_{n-1} = b_n \left(\frac{1}{c_n^2 + 1}\right)^{3/2} + \frac{c_n}{c_n^2 + 1},$$

$$(3.10) \quad c_n = \left(\frac{2b_n - a_n}{a_n + b_n}\right)^{1/2},$$

where $c_n > 0, n = 1, 2, \dots, N$.

PROOF: The proof is by backward induction. The problem in the last period is choosing the optimal strategy $x_N = \beta_N(v - p_{N-1})$ or equivalently, β_N , in the maximization problem:

$$(3.11) \quad \begin{aligned} \max_{\beta_N} E[\pi_N | p_1, \dots, p_{N-1}, v] &= \max_{\beta_N} E[x_N(v - p_N) | y_1, \dots, y_{N-1}, v] \\ &= \max_{\beta_N} E[x_N(v - p_{N-1} - \lambda_N y_N) | y_1, \dots, y_{N-1}, v] \\ &= \max_{\beta_N} \beta_N (1 - \lambda_N \beta_N) (v - p_{N-1})^2 \\ &= \max_{\beta_N} \frac{\beta_N \sigma_u^2 \Delta t_N}{\beta_N^2 \Sigma_{N-1} + \sigma_u^2 \Delta t_N} (v - p_{N-1})^2. \end{aligned}$$

As seen from (3.11), with the amount of information available $\Sigma_{N-1}^{1/2}$ and the estimation error $v - p_{N-1}$, the insider will choose the maximizing value

$$\beta_N = \sqrt{\frac{\sigma_u^2 \Delta t_N}{\Sigma_{N-1}}}.$$

Thus, (3.4) holds when $n = N$ with

$$\alpha_{N-1} = \frac{1}{2} \sqrt{\frac{\sigma_u^2 \Delta t_N}{\Sigma_{N-1}}}, \quad \delta_{N-1} = 0.$$

In general, if in the $n + 1$ th period, insider's optimal strategy β_{n+1} supports profits

$$E\left[\sum_{k=n+1}^N \pi_k | p_1, \dots, p_n, v\right] = \alpha_n (v - p_n)^2 + \delta_n$$

with

$$(3.12) \quad \delta_n = a_n \sigma_u \Delta t_N^{1/2} \Sigma_n^{1/2}, \quad \alpha_n = b_n \sigma_u \Delta t_N^{1/2} \Sigma_n^{-1/2}, \quad \beta_{n+1} = c_{n+1} \sigma_u \Delta t_N^{1/2} \Sigma_n^{-1/2}.$$

Then, any informed submission $x_n = \beta_n (v - p_{n-1})$ can expect to yield

$$(3.13) \quad \begin{aligned} E\left[\sum_{k=n}^N \pi_k | p_1, \dots, p_{n-1}, v\right] &= E\left[\sum_{k=n+1}^N \pi_k + x_n (v - p_n) | y_1, \dots, y_{n-1}, v\right] \\ &= \alpha_{n-1} (v - p_{n-1})^2 + \delta_{n-1} \end{aligned}$$

with

$$(3.14) \quad \alpha_{n-1} = \alpha_n (1 - \lambda_n \beta_n)^2 + \beta_n (1 - \lambda_n \beta_n),$$

$$(3.15) \quad \delta_{n-1} = \delta_n + \alpha_n \lambda_n^2 \sigma_u^2 \Delta t_N.$$

Additionally, by definitions, we have

$$(3.16) \quad \lambda_n = \frac{\beta_n \Sigma_{n-1}}{\beta_n^2 \Sigma_{n-1} + \sigma_u^2 \Delta t_N},$$

$$(3.17) \quad \Sigma_n = \frac{\Sigma_{n-1} \sigma_u^2 \Delta t_N}{\beta_n^2 \Sigma_{n-1} + \sigma_u^2 \Delta t_N}.$$

Further, another relationship follows from (3.16) and (3.17):

$$(3.18) \quad \Sigma_n = (1 - \lambda_n \beta_n) \Sigma_{n-1}.$$

Substituting (3.12) (3.18) and (3.16) into (3.14) and into (3.15) respectively yields α_{n-1} and δ_{n-1} in expression of β_n

$$(3.19) \quad \begin{aligned} \alpha_{n-1}(\beta_n) &= b_n \sigma_u \Delta t_N^{1/2} \Sigma_n^{-1/2} (1 - \lambda_n \beta_n)^2 + \beta_n (1 - \lambda_n \beta_n) && \text{by (3.14) and (3.12),} \\ &= b_n \sigma_u \Delta t_N^{1/2} \Sigma_{n-1}^{-1/2} \left(\frac{\sigma_u^2 \Delta t_N}{\beta_n^2 \Sigma_{n-1} + \sigma_u^2 \Delta t_N} \right)^{3/2} + \frac{\beta_n \sigma_u^2 \Delta t_N}{\beta_n^2 \Sigma_{n-1} + \sigma_u^2 \Delta t_N} && \text{by (3.18) and (3.16),} \end{aligned}$$

(3.20)

$$\begin{aligned}
\delta_{n-1}(\beta_n) &= a_n \sigma_u \Delta t_N^{1/2} \Sigma_n^{1/2} + b_n \sigma_u \Delta t_N^{1/2} \Sigma_n^{-1/2} \lambda_n^2 \sigma_u^2 \Delta t_N && \text{by (3.14) and (3.12),} \\
&= a_n \sigma_u^2 \Delta t_N \left(\frac{\Sigma_{n-1}}{\beta_n^2 \Sigma_{n-1} + \sigma_u^2 \Delta t_N} \right)^{1/2} + b_n \beta_n^2 \sigma_u^2 \Delta t_N \left(\frac{\Sigma_{n-1}}{\beta_n^2 \Sigma_{n-1} + \sigma_u^2 \Delta t_N} \right)^{3/2} && \text{by (3.18) and (3.16).}
\end{aligned}$$

Therefore, solving $\max_{\beta_n} \delta_{n-1}(\beta_n)$ yields: when $2b_n - a_n > 0, a_n \geq 0, b_n \geq 0$ and $a_n + b_n > 0$ (since calculation shows the FOC and SOC require $c_n(a_n + b_n) > 0$),

$$\beta_n = \pm \sqrt{\frac{2b_n - a_n}{a_n + b_n}} \frac{\sigma_u \Delta t_N^{1/2}}{\Sigma_{n-1}^{1/2}}.$$

Due to the fact that

$$\alpha_{n-1} \left(\sqrt{\frac{2b_n - a_n}{a_n + b_n}} \frac{\sigma_u \Delta t_N^{1/2}}{\Sigma_{n-1}^{1/2}} \right) > \alpha_{n-1} \left(-\sqrt{\frac{2b_n - a_n}{a_n + b_n}} \frac{\sigma_u \Delta t_N^{1/2}}{\Sigma_{n-1}^{1/2}} \right),$$

the negative β_n is excluded. Thus, for n , (3.7) with (3.10) holds. Moreover, substituting (3.7) into (3.19), we find $\alpha_{n-1} = b_{n-1} \sigma_u \Delta t_N^{1/2} \Sigma_{n-1}^{-1/2}$ with b_{n-1} satisfying (3.9). While substituting (3.7) into (3.20) yields $\delta_{n-1} = a_{n-1} \sigma_u \Delta t_N^{1/2} \Sigma_{n-1}^{1/2}$ with a_{n-1} satisfying (3.8).

The difference equation system (3.8) (3.9) and (3.10) gives a unique solution for sequences $\{a_n\}, \{b_n\}$ and $\{c_n\}$ with terminal value a_{N-1}, b_{N-1} and c_N . In fact, if a_n, b_n and c_{n+1} are fixed, then (3.10) yields c_n , and in turn, substituting c_n into (3.8) yields a_{n-1} , and into (3.9) yields b_{n-1} .

At last, verify the conditions $2b_n - a_n > 0, a_n \geq 0, b_n \geq 0$ and $a_n + b_n > 0$ as follows. In the last periods, these conditions hold since $a_{N-1} = 0, b_{N-1} = \frac{1}{2}$. Suppose for a general n , theses conditions hold, then from the above proof, (3.8), (3.9) and (3.10) with $c_n > 0$ can be acquired and substituting them into $2b_{n-1} - a_{n-1}$ yields

$$2b_{n-1} - a_{n-1} = \left(\frac{1}{c_n^2 + 1} \right)^{3/2} [(2b_n - a_n(c_n^2 + 1)) + 2c_n(c_n^2 + 1)^{1/2} - b_n c_n^2] = \frac{2c_n}{c_n^2 + 1} > 0.$$

Further,

$$b_{n-1} = b_n \left(\frac{1}{c_n^2 + 1} \right)^{3/2} + \frac{c_n}{c_n^2 + 1} > 0, \quad a_{n-1} = a_n \left(\frac{1}{c_n^2 + 1} \right)^{1/2} + b_n \left(\frac{1}{c_n^2 + 1} \right)^{3/2} c_n^2 > 0,$$

and $a_{n-1} + b_{n-1} > 0$ is obvious. In conclusion, these conditions hold and hence Theorem 1 is proved. *Q.E.D.*

Recall that in Kyle (1985), insider's optimal submission depends the value of λ_n announced by market maker. In equilibrium of Model 1, however, it is expressed explicitly as proportional to the product of amount of camouflage and inverse of information available

$\sigma_u \Delta t_N^{1/2} \Sigma_{n-1}^{-1/2}$, involving no pricing rule λ_n . On the other hand, like Kyle (1985), inspecting insider's profits shows that both the expectation of risky profits $\alpha_{n-1}(v - p_{n-1})^2$ and guaranteed profits δ_{n-1} are proportional to the product of amount of camouflage and information available $\sigma_u \Delta t_N^{1/2} \Sigma_{n-1}^{1/2}$. And inspecting the other parameters shows, if σ_u doubles, then $\alpha_n, \beta_n, \delta_n$ double, Σ_n by (3.17) is unaffected and λ_n by (3.16) halves. Additionally, the SOC $c_n > 0$ rules out the strategies trading inversely on private information which are also not present in Kyle (1985).

As seen from (3.7), the trading intensity sequence $\{\beta_n\}$ is increasing over nearly all trading rounds for two reasons. (i) By (3.17), the information available $\Sigma_{n-1}^{1/2}$ is decreasing over trading, and thus the insider needs to trade more intensively to reveal the private information when it is of less scale. (ii) As will be shown, c_n is increasing with n when $n < N$. This is consistent with the decreasing concern about the effect current trades has on the future with time going on. Literatures examining the increasing trading intensities usually notice the second reason but ignore the first one, might because trading intensities in Kyle (1985) are expressed less explicitly than us.

As to the relationship between the insider's strategy and her profits, equation (3.10) gives some intuitive insights. A simple calculation shows, the insider's trading intensity coefficient c_n is increasing with b_n/a_n i.e., the ratio of marginal guaranteed profits to marginal risky profits estimated in the next ($n + 1th$) period. Thus, if a_n is relatively large, then the insider has an incentive to trade less currently to keep more information for the next period since she has a large ability to acquire high guaranteed profits in the next period.

A special case can be solved easily is the two periods case. Firstly, recall that Kyle (1985) model has an equilibrium when $N=2$ (see Huddart et al., (2001, Proposition 1)), with endogenous parameters added an upper index (0) to distinguish from those in our models, satisfying

$$(3.21) \quad \alpha_0^{(0)} \approx 0.7495 \Sigma_0^{-1/2} \sigma_u \Delta t_N^{1/2}, \quad \delta_0^{(0)} \approx 0.1281 \Sigma_0^{1/2} \sigma_u \Delta t_N^{1/2}.$$

Whereas in Model 1 with endogenous parameters added an upper index (1), we have:

$$\alpha_0^{(1)} = [\frac{1}{2}(\frac{1}{3})^{3/2} + \frac{\sqrt{2}}{3}] \Sigma_0^{-1/2} \sigma_u \Delta t_N^{1/2} < \alpha_0^{(0)}, \quad \delta_0^{(1)} = (\frac{1}{3})^{3/2} \Sigma_0^{1/2} \sigma_u \Delta t_N^{1/2} > \delta_0^{(0)}.$$

Clearly, compared to Kyle (1985), the insider can expect to obtain increased guaranteed profits at the cost of decreased risky profits at the beginning of trading. For a general $N > 2$, to examine how the unrevealed information Σ_n , the liquidity parameter λ_n and the trading intensity β_n perform, we need to resort to the numerical method, before that, the limit results when $N \rightarrow \infty$ can give some important theoretical guidance.

3.2. The Limit Behavior When $N \rightarrow \infty$

Denote $[Nt]$ the integral part of Nt . Taken sequence $\{c_n\}$ for example, let $t > 0$, the value $\lim_{\Delta t_N \rightarrow 0} c_{[Nt]}$ corresponds to the continuous version of this sequence at time t . Another kind of limit we are interested in is $\lim_{\Delta t_N \rightarrow 0} c_n$ with a holden n , characterizing what happens just after the beginning of trading. The former class of limits is called the “first class of limits”, and the latter is called the “second class of limits” in Holden and subrahmanyam (1992). To start the work, the following proposition establishes some preliminary results for the main results.

PROPOSITION 3. *The sequence $\{c_n\}$ in Theorem 1 can be achieved as follows. Given c_n and c_{n-1} , c_{n-2} is determined by the unique root in $(0, 1)$ of equation*

$$(3.22) \quad (c_n^2 + 1)(2 - c_{n-2}^2)c_{n-1}^3 = 2(1 + c_{n-1}^2)^{1/2}c_n c_{n-2}^2$$

with terminal values $c_{N-1} = \sqrt{2}$, $c_N = 1$. Moreover, the following monotonicity holds:

$$(3.23) \quad c_{N-1} > c_{N-2} > \cdots, c_n > c_{n-1} > c_2 > c_1.$$

b_n has a representation of c_n and c_{n-1}

$$(3.24) \quad b_n = \frac{c_n(c_n^2 + 1)^{1/2}(2 - c_{n-1}^2)}{3c_{n-1}^2},$$

and also does a_n

$$(3.25) \quad a_n = \frac{2 - c_n^2}{c_n^2 + 1}b_n.$$

Based on Proposition 3, we obtain all endogenous parameters' limits when trading frequency goes to infinity as well as the speeds of convergence with which the limits are obtained.²

THEOREM 2. *When $N \rightarrow \infty$ (equivalently, $\Delta t_N \rightarrow 0$), the sequences $\{a_n\}$, $\{b_n\}$, $\{c_n\}$ in Theorem 1 have limits:*

$$(3.26) \quad \lim_{N \rightarrow \infty} c_{[Nt]} = 0,$$

$$(3.27) \quad \lim_{N \rightarrow \infty} b_{[Nt]} = \infty,$$

$$(3.28) \quad \lim_{N \rightarrow \infty} a_{[Nt]} = \infty,$$

²In fact, continuous versions for discrete parameters often take values 0 or ∞ , singly providing little for depiction of the realistic situation with frequent but not continuous trading. While when combined with the convergence speeds, they can make a closer estimation for the realistic situation.

for any $t \in (0, 1)$. Moreover

$$(3.29) \quad \lim_{N \rightarrow \infty} \frac{c_{[Nt]}}{\Delta t_N^{1/4}} = \left(\frac{2}{3} \frac{1}{1-t}\right)^{1/4},$$

$$(3.30) \quad \lim_{N \rightarrow \infty} b_{[Nt]} \Delta t_N^{1/4} = \left(\frac{2}{3}\right)^{3/4} (1-t)^{1/4},$$

$$(3.31) \quad \lim_{N \rightarrow \infty} a_{[Nt]} \Delta t_N^{1/4} = 2 * \left(\frac{2}{3}\right)^{3/4} (1-t)^{1/4},$$

and the limits of c_n, b_n and a_n with n holden when $N \rightarrow \infty$ correspond to $t = 0$ respectively in above results.

The unrevealed information Σ_n satisfies, for any $t \in (0, 1]$,

$$(3.32) \quad \lim_{N \rightarrow \infty} \Sigma_{[Nt]} = 0$$

with

$$(3.33) \quad \Sigma_0 \exp\{-\ln(1 + c_{N-1}^2) \Delta t_N^{-1}\} < \Sigma_{[Nt]} < \Sigma_0 \exp\{-\ln(1 + c_1^2) \Delta t_N^{-1}\}.$$

The liquidity parameter λ_n satisfies, for a holden n ,

$$(3.34) \quad \lim_{N \rightarrow \infty} \lambda_n = \infty,$$

and for any $t \in (0, 1]$,

$$(3.35) \quad \lim_{N \rightarrow \infty} \lambda_{[Nt]} = 0.$$

The trading intensity β_n satisfies, for a holden n ,

$$(3.36) \quad \lim_{N \rightarrow \infty} \beta_n = 0,$$

and for any $t \in (0, 1]$,

$$(3.37) \quad \lim_{N \rightarrow \infty} \beta_{[Nt]} = \infty.$$

Estimated at the beginning of trading, Model 1 in limit implies infinity guaranteed profits and zero risky profits since Theorem 2 shows that a_n and b_n with n holden are of order $\Delta t_N^{-1/4}$ in (3.5) and (3.6). Thus the results in the two periods case are confirmed.

Now, examine the limit behaviors of the endogenous parameters- unrevealed information, liquidity parameter and trading intensity. The first class of limits of unrevealed information sequence (3.32) shows that the private information is dissipated immediately (in an arbitrary small time horizon). Thus the strong-form efficiency characterized by Fama (1970) can be realized within any positive time t when trading happens continuously. Inequality (3.33)

indicates that when N increases, prices incorporate the fundamental value at an exponential speed. (3.37) says, the trading intensity goes to infinity at any calendar time $t > 0$. While the second class of limits (3.36) shows that in the initial periods, the insider trades little on private information. It is striking that the initial low trading intensities (or expected trading volumes³) can eliminate most information asymmetry so quickly. This stems from the fact that the market maker responses to every unit of the order extremely sensitively in initial periods, as shown by (3.34). By contrast, by (3.35), at any positive calendar time t when market maker has lost the high sensitivity due to the little scale of unrevealed information, the insider would like to trade extremely aggressively on her information.

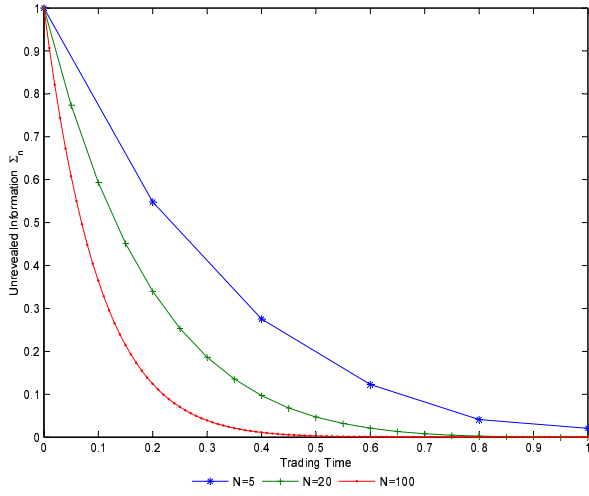
These results are similar to those of Holden and Subrahmanyam (1992) model with competitive risk-neutral insiders and are in substantial contrast to those of the Kyle (1985) with a single insider. Chau and Vayanos (2008) also establishes a monopolistic insider trading model in which the market obtains a strong form efficiency when trading frequency is sufficiently large. In their model, with stationary in the pattern of information arrival, the insider chooses to trade quickly to avoid costs linked to impatience generated by time-discounting, public revelation of information or mean-reverting profitability. Unlike them, the strong form efficiency in our model is motivated by the risk aversion of insider. Moreover, recall that in Chau and Vayanos (2008) (also in Caldentey and Stacchetti (2010) after an endogenous time) , the insider can earn positive profits even when $\Delta t_N \rightarrow 0$, since although the market maker's estimation error goes to zero, the insider can compensate this by trading infinitely intensively on the new private information flowing in. In our model, however, the market maker's estimation error goes to zero at an exponential speed, larger than the polynomial speed at which the insider speeds up her trading, and thus insider's profits vanish very soon.

3.3. Numerical Results

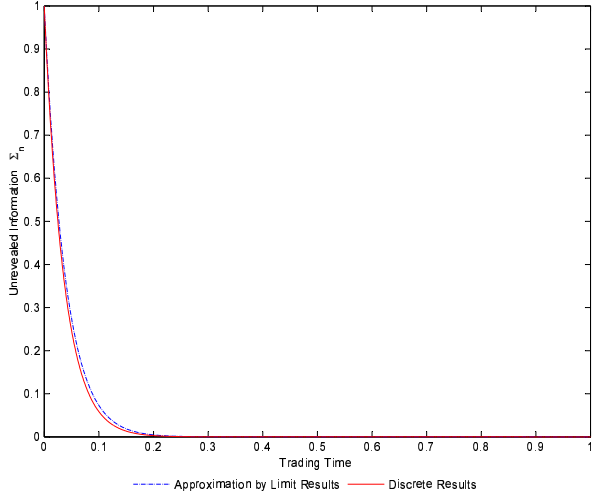
To illustrate Model 1 numerically, we consider the model's implication in a variety of settings. We are interested in how information is released through trading, how the insider's trading intensity changes through time, how the market maker adjusts price in response to the order flow, and how lengthening the number of trading periods affects some of these parameters.

The specific parameterization that we choose is $\Sigma_0 = 1, \sigma_u = 0.5$ and this is also the

³Indeed, $E \frac{1}{2} |x_n| = \frac{1}{\sqrt{2\pi}} \beta_n \sqrt{\Sigma_{n-1}}$. Therefore, when N is large enough, for a holden n , $E \frac{1}{2} |x_n| \approx \frac{1}{\sqrt{2\pi}} (\frac{2}{3})^{1/4} (\Delta t_N)^{3/4}$ and for any $t > 0$, $E \frac{1}{2} |x_{[Nt]}| \approx \frac{1}{\sqrt{2\pi}} (\frac{2}{3(1-t)})^{1/4} (\Delta t_N)^{3/4}$. Thus the initial periods possess relatively low expected trading volumes.

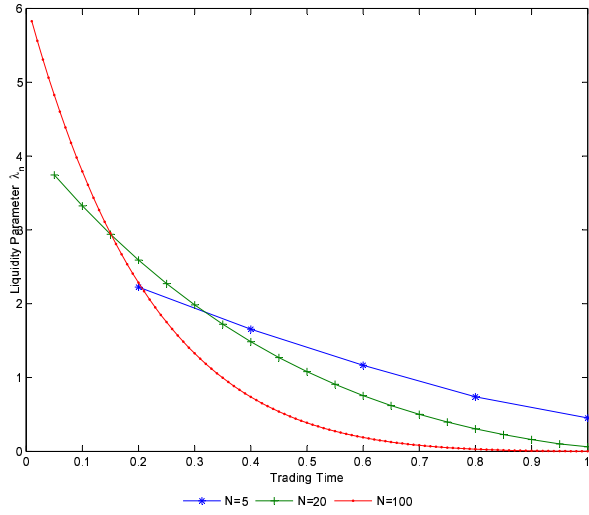


(a) Unrevealed information Σ_n with changing period numbers $N = 5, N = 20, N = 100$.

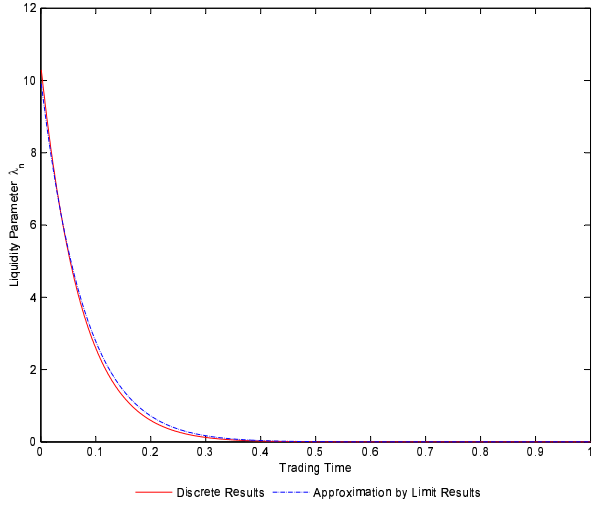


(b) The approximation by limit results and the actual discrete results when $N=1000$.

Figure 1: (Model 1) Numeric solutions of the unrevealed information Σ_n with one unit of initial variance of information, half unit of noise trader variance across all periods.

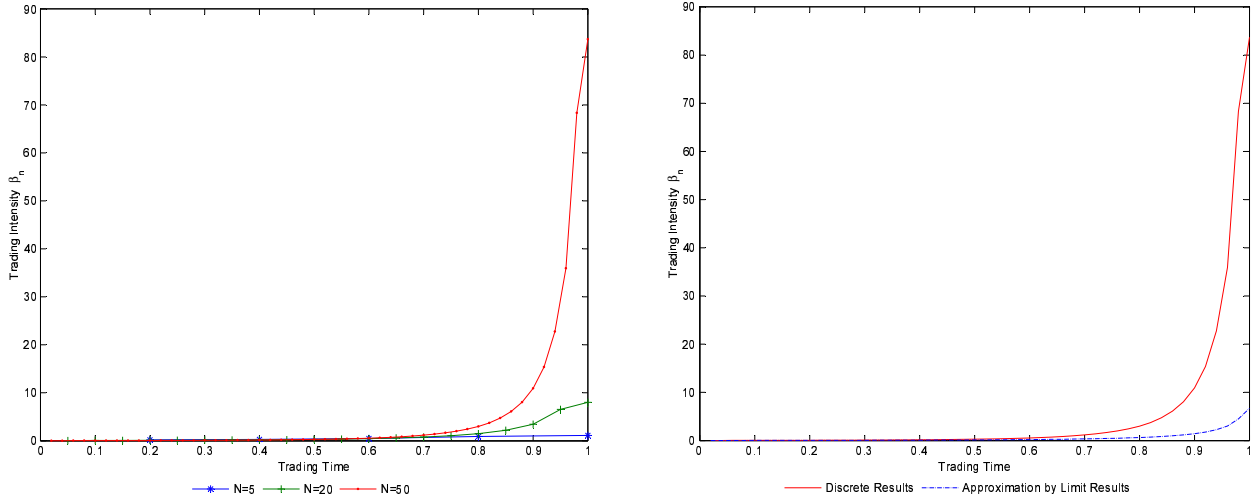


(a) Liquidity parameter λ_n with changing period numbers $N = 5, N = 20, N = 100$.



(b) The approximation by limit results and the actual discrete results when $N=1000$.

Figure 2: (Model 1) Numeric solutions of the liquidity parameter λ_n with one unit of initial variance of information, half unit of noise trader variance across all periods.



(a) Intensity trading on private information β_n with changing period numbers $N = 5, N = 20, N = 100$.

(b) The approximation by limit results and the actual discrete results when $N=50$.

Figure 3: (Model 1) Numeric solutions of the intensity trading on private information β_n with one unit of initial variance of information, half unit of noise trader variance across all periods.

initialization for the other two models' simulations. Figures 1, 2, and 3 plot Σ_n , λ_n and β_n respectively with the trading time horizon fixed between commencement $t = 0$ and end of trading $t = 1$. Among them, the subfigures 1(a), 2(a), and 3(a) plot for different values of period number N , while the other subfigures 1(b), 2(b), and 3(b) show the comparison between discrete model results and their approximations calculated from the corresponding limit results.

Figure 1(a) shows the evolution of unrevealed information Σ_n . For each trading number N , Σ_n declines to zero very rapidly through time and as the number of periods increases, the dropping speed increases dramatically. In fact, when $N = 100$, by the 7th period, more than percent 95 information asymmetry has been eliminated. Thus, the risk-averse insider prefers to the trading pattern with trading concentrated at initial periods to diminish the risk in future profits. Foster and Viswanathan (1996) also examine this trading pattern numerically, stemming from the “rat race” effect among competitive insiders with high correlated private signals. By contrast, in Model 1, it is the risk aversion that motivates this pattern, which applies even with a monopolistic insider setting.

Figure 2(a) investigates how the market maker responses to the order flow. The high information asymmetry implies a high adverse selection early on and the following little unrevealed information implies a low adverse selection latter. As the number of trading rounds increasing, the contrast of adverse selections between the early and the later rounds

is more marked since the higher value for the early rounds and lower for the later is producing a more dramatic decline.

Figure 3(a) shows that β_n evolves in a manner contrary to those of Σ_n and λ_n . For each period number N , β_n is increasing through all trading periods. As mentioned earlier, this stems from the decreasing information available and the decreasing concern for the effect of current trading on future profits. Moreover, for large N , insider's trading on private information is more intense, with a sharper increase and a higher terminal value.

At last, figures 1(b), 2(b), 3(b) show that when N is large sufficient ($N=1000, 1000, 50$ respectively), the limit results obtained by asymptotic analysis can give a good characterization to the actual discrete results.

4. MODEL 2: THE EQUILIBRIUM OF THE RISKY-NEUTRAL INSIDER MODEL

4.1. The Discrete Equilibrium

Different with Model 1 in profit-maximization manner, insider in Model 2 treats the risky profits and guaranteed profits equally by maximizing the sum of their ex ante expectations. The following theorem characterizes the equilibrium in discrete case of Model 2.

THEOREM 3. *In Model 2 with trading period number N , a subgame perfect equilibrium exists. In this equilibrium, there are real numbers $\beta_n, \lambda_n, \alpha_n$ and Σ_n , such that:*

$$(4.1) \quad x_n = \beta_n(v - p_{n-1}),$$

$$(4.2) \quad p_n - p_{n-1} = \lambda_n y_n,$$

$$(4.3) \quad \Sigma_n = \text{var}(v|y_1, y_2, \dots, y_n),$$

$$(4.4) \quad E\left(\sum_{k=n}^N \pi_k | p_1, p_2, \dots, p_{n-1}, v\right) = \alpha_{n-1}(v - p_{n-1})^2 + \delta_{n-1}.$$

The above real numbers β_n, α_n and Σ_n can be represented as:

$$(4.5) \quad \delta_n = a_n \sigma_u \Delta t_N^{1/2} \Sigma_n^{1/2} \quad (n = 0, 1, 2, \dots, N-1),$$

$$(4.6) \quad \alpha_n = b_n \sigma_u \Delta t_N^{1/2} \Sigma_n^{-1/2} \quad (n = 0, 1, 2, \dots, N-1),$$

$$(4.7) \quad \beta_n = c_n \sigma_u \Delta t_N^{1/2} \Sigma_{n-1}^{-1/2} \quad (n = 1, 2, \dots, N).$$

in which the sequences $\{a_n\}, \{b_n\}, \{c_n\}$, with terminal values $a_{N-1} = 0, b_{N-1} = \frac{1}{2}, c_N = 1$,

are given recursively:

$$(4.8) \quad a_{n-1} = a_n \left(\frac{1}{c_n^2 + 1} \right)^{1/2} + b_n \left(\frac{1}{c_n^2 + 1} \right)^{3/2} c_n^2,$$

$$(4.9) \quad b_{n-1} = b_n \left(\frac{1}{c_n^2 + 1} \right)^{3/2} + \frac{c_n}{c_n^2 + 1},$$

$$(4.10) \quad a_n + b_n = \frac{1 - c_n^2}{c_n(1 + c_n^2)^{1/2}},$$

where $c_n > 0, n = 1, 2, \dots, N$.

Compared with Theorem 1 in Model 1, the only difference literally is insider's strategy formulation (4.10). Inspecting it shows the insider's trading intensity coefficient c_n is a decreasing function of $a_n + b_n$. This means that if insider has more ability to earn the ex ante expectation of future profits that cumulated from the next period to the end, then she will trade less aggressively at the current period to keep more information advantage for the next period.

Specifically, as in Model 1, we investigate the two periods case for Model 2 (with endogenous parameters added an upper index (2)) and compare our results to those of Kyle (1985) (with endogenous parameters added an upper index (0)). By (3.21), the ex ante expectation of profits in Kyle (1985) satisfies

$$E\left[\sum_{i=1}^2 \pi_i^{(0)}\right] = \alpha_0^{(0)} \Sigma_0 + \delta_0^{(0)} \approx 0.8776 \Sigma_0^{1/2} \sigma_u \Delta t_N^{1/2}.$$

In Model 2, the endogenous parameters result in a larger ex ante expectation of profits, i.e.,

$$E\left[\sum_{i=1}^2 \pi_i^{(2)}\right] = \alpha_0^{(2)} \Sigma_0 + \delta_0^{(2)} > E\left[\sum_{i=1}^2 \pi_i^{(0)}\right]$$

with

$$\alpha_0^{(2)} \approx 0.7385 \Sigma_0^{-1/2} \sigma_u \Delta t_N^{1/2}, \quad \delta_0^{(2)} \approx 0.1416 \Sigma_0^{1/2} \sigma_u \Delta t_N^{1/2}.$$

Moreover, we have,

$$\beta_1^{(2)} > \beta_1^{(0)}, \beta_2^{(2)} > \beta_2^{(0)}, \Sigma_1^{(2)} < \Sigma_1^{(0)}, \Sigma_2^{(2)} < \Sigma_2^{(0)}, \lambda_1^{(2)} > \lambda_1^{(0)}, \lambda_2^{(2)} < \lambda_2^{(0)}.$$

Thus, the insider trades more aggressively, reveals more information, and induces a higher adverse selection in the initial period and a lower adverse selection in the last period in Model 2 than in Kyle (1985) model. These results can generalize to the N-period case which we will show numerically.

4.2. The Limit Behavior When $N \rightarrow \infty$

Similarly, we need some preliminary results for the limit results, given by following.

PROPOSITION 4. *The sequence $\{c_n\}$ in Theorem 3 can be achieved as follows. Given c_n , c_{n-1} is determined by the unique root lies in $(0, 1)$ of equation*

$$(4.11) \quad (1 - c_{n-1}^2)c_n(1 + c_n^2) = c_{n-1}(1 + c_{n-1}^2)^{1/2}$$

with terminal values $c_N = 1$. Moreover, the following monotonicity holds:

$$(4.12) \quad c_N > c_{N-1} > \cdots, c_n > c_{n-1} > c_2 > c_1.$$

With the Proposition 3, the limit of discrete equilibrium of Model 2 follows. Unlike in Model 1, we focus on the first class of limits since the limit equilibrium exists.

THEOREM 4. *When $N \rightarrow \infty$, the sequences $\{a_n\}, \{b_n\}$ and $\{c_n\}$ in Theorem 3 have limits:*

$$(4.13) \quad \lim_{N \rightarrow \infty} c_{[Nt]} = 0,$$

$$(4.14) \quad \lim_{N \rightarrow \infty} b_{[Nt]} = \infty,$$

$$(4.15) \quad \lim_{N \rightarrow \infty} a_{[Nt]} = \infty,$$

for any $t \in (0, 1)$. Moreover,

$$(4.16) \quad \lim_{N \rightarrow \infty} \frac{c_{[Nt]}}{\Delta t_N^{1/2}} = \frac{1}{(1-t)^{1/2}},$$

$$(4.17) \quad \lim_{N \rightarrow \infty} b_{[Nt]} \Delta t_N^{1/2} = \frac{1}{2}(1-t)^{1/2},$$

$$(4.18) \quad \lim_{N \rightarrow \infty} a_{[Nt]} \Delta t_N^{1/2} = \frac{1}{2}(1-t)^{1/2}.$$

Insider dissipates her private information gradually, that is,

$$(4.19) \quad \lim_{N \rightarrow \infty} \Sigma_{[Nt]} = (1-t)\Sigma_0,$$

$$(4.20) \quad \lim_{N \rightarrow \infty} \lambda_{[Nt]} = \frac{\Sigma_0^{1/2}}{\sigma_u},$$

$$(4.21) \quad \lim_{N \rightarrow \infty} \frac{\beta_{[Nt]}}{\Delta t_N} = \frac{\sigma_u}{(1-t)\Sigma_0^{1/2}}.$$

From Theorem 4, the discrete equilibrium results of Model 2 converge to the continuous equilibrium results of Kyle (1985). Therefore, as trading happens more and more frequently, the difference between equilibriums in discrete case when insider takes the pricing rule as can

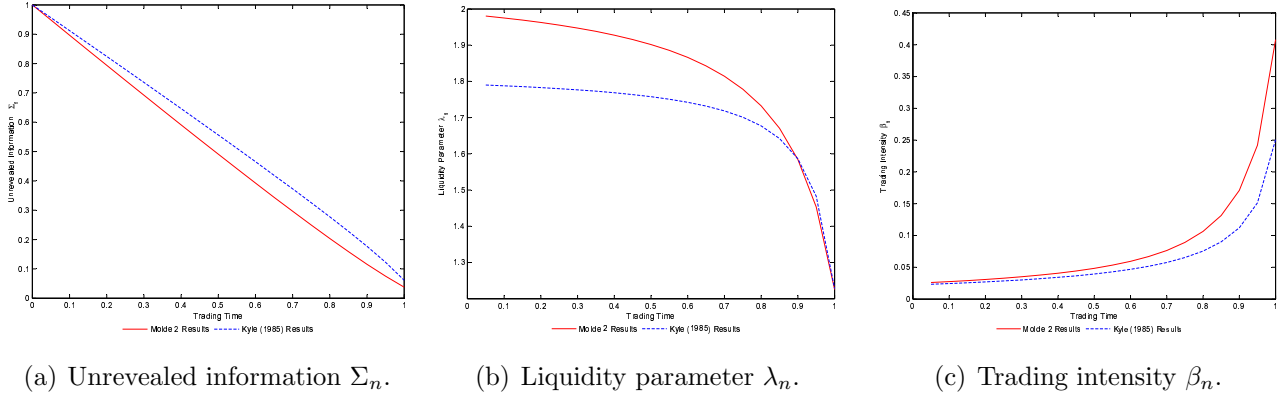


Figure 4: Equilibria in Model 2 and Kyle (1985) model when $N=20$.

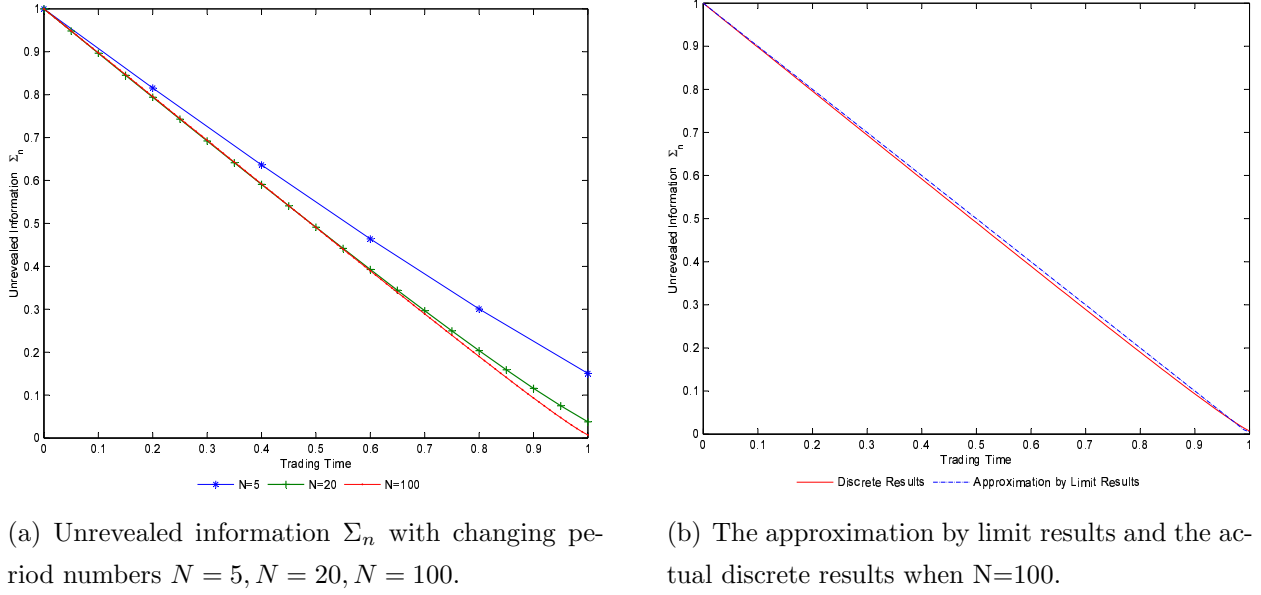
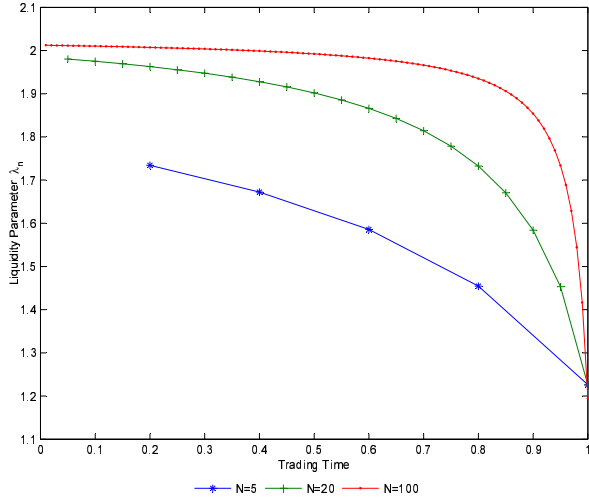


Figure 5: (Model 2) Numeric solutions of the unrevealed information Σ_n with one unit of initial variance of information, half unit of noise trader variance across all periods.

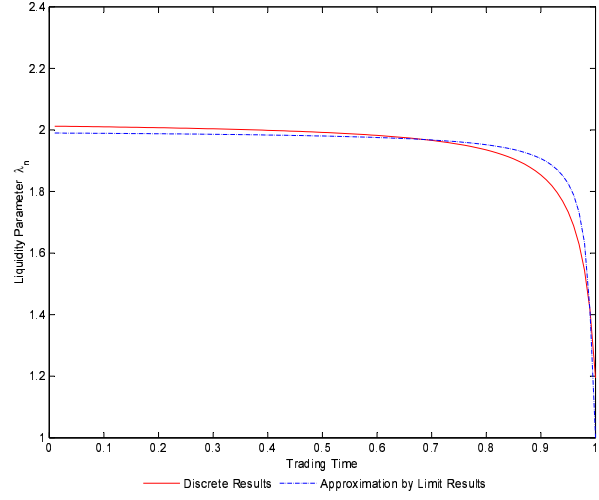
and cannot be influenced disappears. This fact might stem from the continuity of liquidity parameter when trading happens continuously in the sense the liquidity parameter that will arise can be deduced accurately from the former level, regardless of whether or not insider thinks she can influence it.

4.3. Numerical Results

Since the Model 2 has the same limit equilibrium as Kyle (1985), it is necessary to consider the discrete case depicted numerically. Figure 4 shows that compared to Kyle (1985), the insider in Model 2 trades more aggressively on private information (Figure 4(c)) and reveals

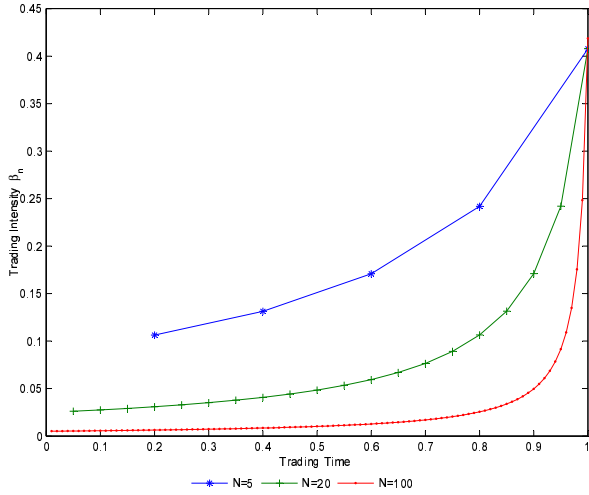


(a) Liquidity parameter λ_n with changing period numbers $N = 5, N = 20, N = 100$.

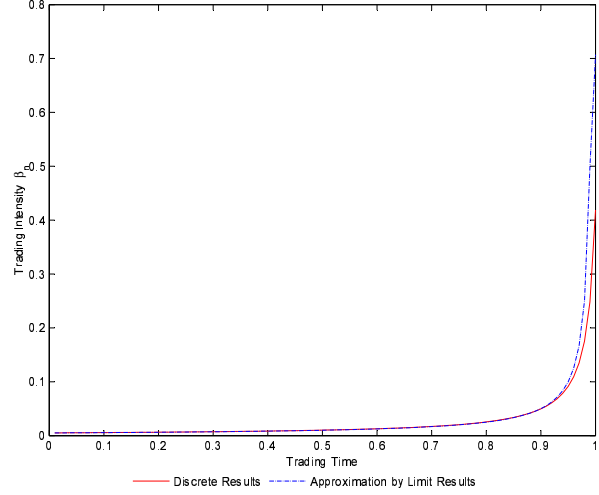


(b) The approximation by limit results and the actual discrete results when $N=100$.

Figure 6: (Model 2) numeric solutions of liquidity parameter λ_n with one unit of initial variance of information, half unit of noise trader variance across all periods.



(a) Intensity trading on private information β_n with changing period numbers $N = 5, N = 20, N = 100$.



(b) The approximation by limit results and the actual discrete results when $N=100$.

Figure 7: (Model 2) numeric solutions of intensity trading on private information β_n with one unit of initial variance of information, half unit of noise trader variance across all periods.

more information by any time $t > 0$ (Figure 4(a)). The more aggressive trading in Model 2 induces a higher adverse selection for a long time, and then results in a slightly lower adverse in the last few periods due to the less scale of unrevealed information (Figure 4(b)). Note also that $\lambda_n \sigma_u^2$ represents the expected liquidity cost or informed profits in the n th period. Thus, subfigure 4(b) implies that the insider in Model 2 can obtain a higher ex ante expectation of total profits across all periods compared to that in Kyle (1985).

Figure 5(a) shows that the risk-neutral insider exploits her private information slowly, at an almost constant speed even when there are only 5 trading opportunities. Additionally, a large trading opportunity implies more information being revealed publicly.

Figure 6(a) indicates that the adverse selection curve is concave, in contrast to the convex adverse selection curve in Model 1. Moreover, although the adverse selection is decreasing in both models, the most decline here happens approaching the end of trading, while in Model 1 it happens in initial periods. Another difference is that here the larger trading opportunity always results in a higher adverse selection before the end of trading, whereas it usually implies a lower adverse selection in Model 1.

Figure 7(a) shows that, like Model 1, for each period number N , β_n is increasing with time going on, and in contrast to Model 1, with large trading opportunity, insider here would like to trade more softly on private information than the case with small trading opportunity for all periods except the last one.

Finally, Figures 5(b), 6(b), 7(b) show that when N is 100, the limit results obtained by asymptotic analysis can characterize the actual discrete results well.

5. MODEL 3: THE EQUILIBRIUM OF THE RISK-SEEKING INSIDER MODEL

5.1. The Discrete Equilibrium

The risk-seeking insider in Model 3 behaves oppositely to the risk-averse insider in Model 1. The following theorem characterizes the equilibrium in discrete case of Model 3, with insider's strategies distinct from those in the former two models.

THEOREM 5. *In Model 3 with trading period number N , a subgame perfect linear equi-*

librium exists. In this equilibrium, there are real numbers $\beta_n, \lambda_n, \alpha_n$ and Σ_n , such that:

$$(5.1) \quad x_n = \beta_n(v - p_{n-1})$$

$$(5.2) \quad p_n - p_{n-1} = \lambda_n y_n$$

$$(5.3) \quad \Sigma_n = \text{var}(v|y_1, y_2, \dots, y_n)$$

$$(5.4) \quad E\left(\sum_{k=n}^N \pi_k |p_1, p_2, \dots, p_{n-1}, v\right) = \alpha_{n-1}(v - p_{n-1})^2 + \delta_{n-1}$$

The above real numbers β_n, α_n and Σ_n can be represented as:

$$(5.5) \quad \delta_n = a_n \sigma_u \Delta t_N^{1/2} \Sigma_n^{1/2} \quad (n = 0, 1, 2, \dots, N-1),$$

$$(5.6) \quad \alpha_n = b_n \sigma_u \Delta t_N^{1/2} \Sigma_n^{-1/2} \quad (n = 0, 1, 2, \dots, N-1),$$

$$(5.7) \quad \beta_n = c_n \sigma_u \Delta t_N^{1/2} \Sigma_{n-1}^{-1/2} \quad (n = 1, 2, \dots, N).$$

in which the sequences $\{a_n\}$, $\{b_n\}$, $\{c_n\}$, with terminal values $a_{N-1} = 0$, $b_{N-1} = \frac{1}{2}$, $c_N = 1$, are given recursively:

$$(5.8) \quad a_{n-1} = a_n \left(\frac{1}{c_n^2 + 1}\right)^{1/2} + b_n \left(\frac{1}{c_n^2 + 1}\right)^{3/2} c_n^2$$

$$(5.9) \quad b_{n-1} = b_n \left(\frac{1}{c_n^2 + 1}\right)^{3/2} + \frac{c_n}{c_n^2 + 1}$$

$$(5.10) \quad -3b_n c_n + (c_n^2 + 1)^{1/2} (1 - c_n^2) = 0$$

where $c_n > 0, n = 1, 2, \dots, N$.

From (5.10), we find that in the n th period, the insider's trading intensity coefficient c_n is decreasing with the marginal risky profits estimated in the $n+1$ th period b_n . This reflects the fact, in contrast to that in Model 1, the risk-seeking insider has an incentive to trade less currently to keep more information for the next period, provided her with more ability to earn risky profits in the next period.

Like the former 2 models, we can solve the equilibrium easily when $N = 2$. In Model 3, we add an upper index (3) to the endogenous parameters. Calculations show:

$$\alpha_0^{(3)} \approx 0.7587 \Sigma_0^{-1/2} \sigma_u \Delta t_N^{1/2}, \quad \delta_0^{(0)} \approx 0.0988 \Sigma_0^{1/2} \sigma_u \Delta t_N^{1/2}.$$

Therefore, at the beginning of trading, the risk-seeking insider in Model 3 obtains larger risky profits at the cost of smaller guaranteed profits relative to the Model 1, 2 and Kyle (1985) model.

5.2. The Limit Behavior When $N \rightarrow \infty$

Similarly, in Model 3, we have:

PROPOSITION 5. *The sequence $\{c_n\}$ in Theorem 5 can be achieved as follows. Given c_n , c_{n-1} is determined by the unique root lies in $(0, 1)$ of equation*

$$(5.11) \quad \frac{1}{c_{n-1}}(c_{n-1}^2 + 1)^{1/2}(1 - c_{n-1}^2) = \frac{1}{c_n^2 + 1}\left(\frac{1}{c_n} + 2c_n\right)$$

with terminal values $c_N = 1$. Moreover, the following monotonicity holds:

$$(5.12) \quad c_N > c_{N-1} > \cdots, c_n > c_{n-1} > c_2 > c_1,$$

and sequence $\{b_n\}$ has an expression of sequence $\{c_n\}$

$$(5.13) \quad b_n = \frac{(c_n^2 + 1)^{1/2}}{3c_n}(1 - c_n^2).$$

THEOREM 6. *When $N \rightarrow \infty$, the sequences $\{a_n\}$, $\{b_n\}$, and $\{c_n\}$ in Theorem 5 have limits:*

$$(5.14) \quad \lim_{N \rightarrow \infty} c_{[Nt]} = 0,$$

$$(5.15) \quad \lim_{N \rightarrow \infty} b_{[Nt]} = \infty,$$

$$(5.16) \quad \lim_{N \rightarrow \infty} a_{[Nt]} = \infty,$$

for any $t \in (0, 1)$. Moreover,

$$(5.17) \quad \lim_{N \rightarrow \infty} \frac{c_{[Nt]}}{\Delta t_N^{1/2}} = \frac{\sqrt{3}}{3} \frac{1}{(1-t)^{1/2}},$$

$$(5.18) \quad \lim_{N \rightarrow \infty} b_{[Nt]} \Delta t_N^{1/2} = \frac{\sqrt{3}}{3} (1-t)^{1/2},$$

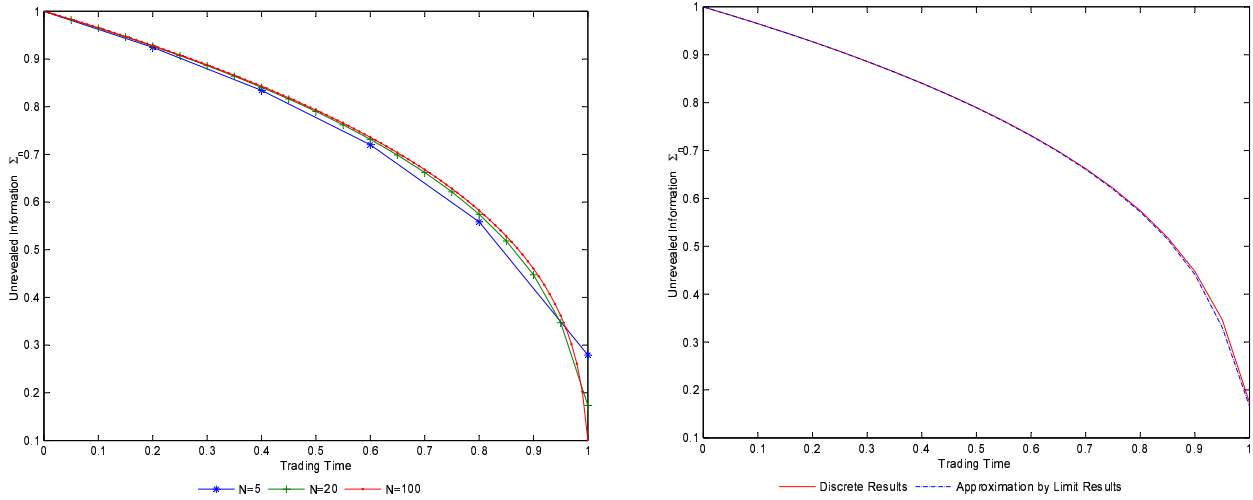
$$(5.19) \quad \lim_{N \rightarrow \infty} a_{[Nt]} \Delta t_N^{1/2} = \frac{\sqrt{3}}{6} (1-t)^{1/2}.$$

The insider exploits her private information slowly, that is,

$$(5.20) \quad \lim_{N \rightarrow \infty} \Sigma_{[Nt]} = (1-t)^{1/3} \Sigma_0,$$

$$(5.21) \quad \lim_{N \rightarrow \infty} \lambda_{[Nt]} = \frac{\sqrt{3} \Sigma_0^{1/2}}{3(1-t)^{1/3} \sigma_u},$$

$$(5.22) \quad \lim_{N \rightarrow \infty} \frac{\beta_{[Nt]}}{\Delta t_N} = \frac{\sqrt{3} \sigma_u}{3(1-t)^{2/3} \Sigma_0^{1/2}}.$$



(a) Unrevealed information Σ_n with changing period numbers $N = 5, N = 20, N = 100$.

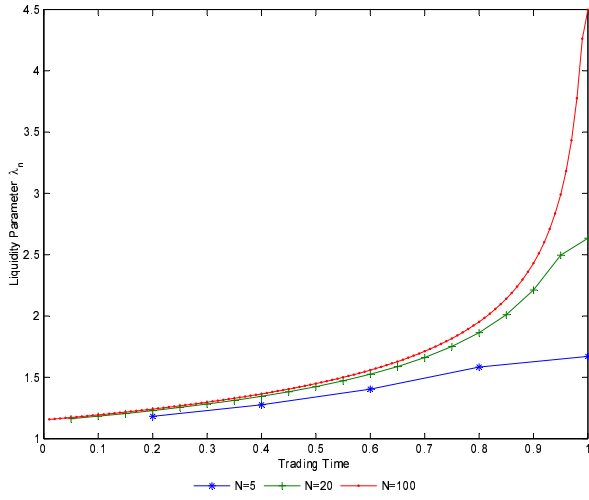
(b) The approximation by limit results and the actual discrete results when $N=20$.

Figure 8: (Model 3) Numeric solutions of the unrevealed information Σ_n with one unit of initial variance of information, half unit of noise trader variance across all periods.

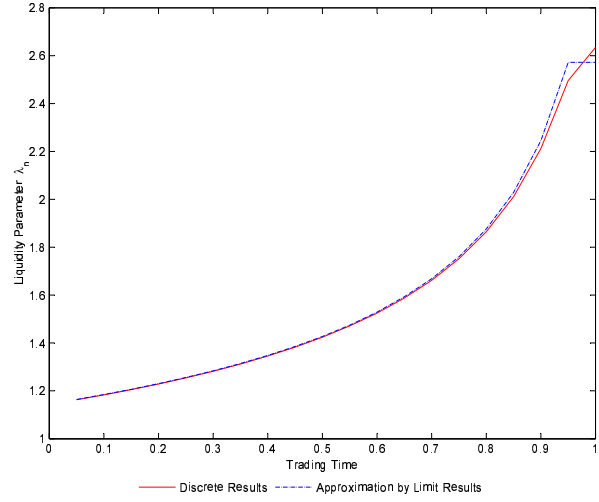
As shown by Theorem 6, the information revealing speed, liquidity parameter and trading intensity in limit are all increasing with calendar time t . Compared to the corresponding limit results in Kyle (1985) (or Model 2), the risk-seeking insider in model 3 always trades less aggressively, always acquires larger risky profits (and smaller guaranteed profits at the beginning of trading), and by any time $t > 0$ reveals less information. When $t < 1 - \frac{\sqrt{3}}{3}$, the adverse selection is lower than that in Kyle (1985) due to the low trading intensity while when $t > 1 - \frac{\sqrt{3}}{3}$, the adverse selection is higher than that in Kyle (1985) due to the large scale of unrevealed information. Moreover, (5.18) and (5.19) imply that insider's ability of earning risky profits is about twice that of earning guaranteed profits, whereas it is "half" in Model 1 and "equal to" in Model 2.

5.3. Numerical Results

Figure 8(a) depicts that the information released to price is of the least scale among our three models by any time $t > 0$. At the initial periods, the decline speed is low and only when time approaching the end, the speed is accelerated to exploit the large information remained unrevealed. Actually, the risk-seeking insider would like to maintain her information advantage to the end to acquire high future profits with high risk. These results are actually implying the "waiting game" effect once investigated by Foster and Viswanathan (1996) in which insiders make relatively small trades for the current periods and large for future, with the hope that the others would push the price to a wrong direction in the future.

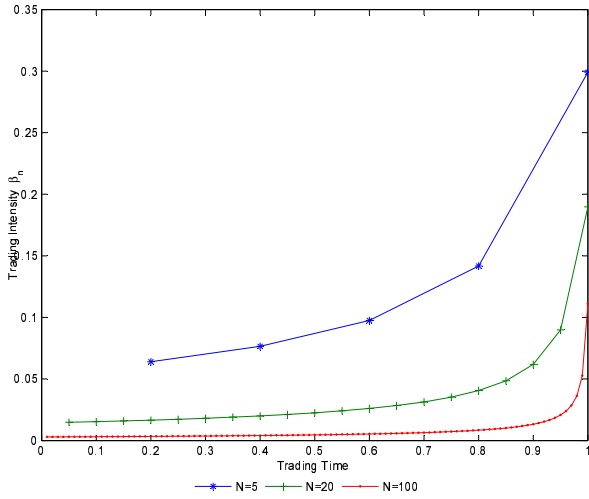


(a) Liquidity parameter λ_n with changing period numbers $N = 5, N = 20, N = 100$.

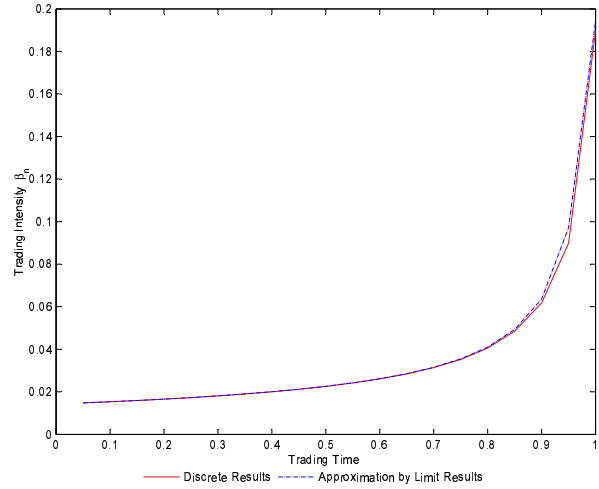


(b) The approximation by limit results and the actual discrete results when $N=20$.

Figure 9: (Model 3) numeric solutions of liquidity parameter λ_n with one unit of initial variance of information, half unit of noise trader variance across all periods.



(a) Intensity trading on private information β_n with changing period numbers $N = 5, N = 20, N = 100$.



(b) The approximation by limit results and the actual discrete results when $N=20$.

Figure 10: (Model 3) numeric solutions of intensity trading on private information β_n with one unit of initial variance of information, half unit of noise trader variance across all periods.

By contrast, the motivation here is the risk-seeking behavior of a monopolistic insider while it is the negative related signals endowed to competitive insiders there.

Figure 9(a) shows for each period number N , the adverse selection is increasing with trades, and this is in sharp contrast to the other models with decreasing adverse selection. This increase pattern is consistent with Figure 7(a)'s implication that most amount of the private information is dissipated at the latter trading periods. Moreover, for a large N , the market maker's sensitivity to order flow is higher and the increasing is more pronounced.

Figure 10(a) shows for every N , insider's trading intensity is increasing through all trading periods. Specifically, β_n is lower as more trading periods are added, different with that in Model 1 and same with Model 2.

At last, Comments about Figures 8(b), 9(b), 10(b) refers to the other two models.

6. Conclusion

We improve the Kyle (1985) model by loosening the assumption of constant pricing rule. By taking the effect insider's strategy has on pricing rule into consideration, we present three models vary with different risk attitudes of the insider.

Model 1 shows the risk-averse insider case, where the insider primarily maximizes the guaranteed profits. In equilibrium, the insider trades in a way similar to that produced by the "rat race" effect once depicted by Holden and Subrahmanyam (1992) and Foster and Viswanathan (1996). When trades happens more and more frequently, the insider exploits the private information at an exponential speed, yielding a strong-form efficient market within any positive time. Model 2 focuses on the risk-neutral insider case, where the insider primarily maximizes the ex ante expectation of profits. In the limit as period number goes to infinity, Model 2 obtains exactly the continuous equilibrium in Kyle (1985). Model 3 presents the risk-seeking insider case, where the insider primarily maximizes the risky profits. The risk-seeking behavior motivates results similar to those by "waiting game" effect in Foster and Viswanathan (1996) with large trades postponed and most information revealed in the latter periods of trading.

Comparison among the three models shows: 1, As to the information revealing speed, Model 1 is highest and Model 3 is lowest. This means that the more risk-averse one is, the faster she will exploit her information advantage. 2, The coefficient of trading intensity that increasing through trades for all the three models, implies the fact that the downward trend of effect current trading has on the future with time going on is robust respect to various risk attitudes. 3, The adverse selection is decreasing through trades in Model 1 and 2 with a lower decreasing speed in Model 2, whereas it is increasing in model 3. This means that

the more one is risk-seeking, the more likely relatively high adverse selection will be aroused when trading ends up.

Appendix A

PROOF OF PROPOSITION 1: (2.3) gives

$$\lambda'_1(\beta_1) = \frac{\Sigma_0[-\beta_1^2 \Sigma_0 + \sigma_u^2 \Delta t_N]}{[\beta_1^2 \Sigma_0 + \sigma_u^2 \Delta t_N]^2}.$$

By the Proposition 1 in Huddart et al., (2001), we have $\beta_1^2 \Sigma_0 < \sigma_u^2 \Delta t_N$. Hence, (2.5) holds. *Q.E.D.*

PROOF OF PROPOSITION 2: Denote $\tilde{y}_1, \tilde{y}_2, \dots, \tilde{y}_N$ as the orthonormalization of sequence y_1, y_2, \dots, y_N . Clearly, for each n , $\tilde{y}_n = \beta_n(v - p_{n-1}) + u_n$. Thus by definitions, any of Σ_k, λ_k , or p_k ($k = 1, \dots, N$.) cannot be affected by $b_n(y_1, \dots, y_{n-1})$ and c_n , since they are all determined by $\tilde{y}_k, k = 1, \dots, N$.

Proof of the other conclusions need backward induction. In the last period, insider earns

$$\begin{aligned} E[\pi_N | p_1, \dots, p_{N-1}, v] &= E[x_N(v - p_N) | y_1, \dots, y_{N-1}, v] \\ &= E[x_N(v - p_{N-1} - \lambda_N \tilde{y}_N) | y_1, \dots, y_{N-1}, v] \\ &= \beta_N(1 - \lambda_N \beta_N)(v - p_{N-1})^2 + (b_N(y_1, \dots, y_{N-1}) + c_N)(1 - \lambda_N \beta_N)(v - p_{N-1}). \end{aligned}$$

Thus $E[\pi_N | p_1, \dots, p_{N-1}, v]$ has a formulation as (2.7) with

$$\alpha_{N-1} = \beta_N(1 - \lambda_N \beta_N), \quad h_{N-1} = (b_N(y_1, \dots, y_{N-1}) + c_N)(1 - \lambda_N \beta_N), \quad \delta_{N-1} = 0.$$

If the conclusions hold for $n + 1$ th period, that is, there exists non-random real numbers α_n, h_n, δ_n , such that

$$E\left(\sum_{k=n+1}^N \pi_k | p_1, p_2, \dots, p_n, v\right) = \alpha_n(v - p_n)^2 + h_n(v - p_n) + \delta_n,$$

and $b_{n+1}(y_1, y_2, \dots, y_n), c_{n+1}$ can affect term h_n , but cannot affect terms α_n or δ_n . Then stepping back by one period, we have:

$$\begin{aligned} E\left[\sum_{k=n}^N \pi_k | p_1, p_2, \dots, p_{n-1}, v\right] &= E\left[\sum_{k=n+1}^N \pi_k + (v - p_n)x_n | y_1, y_2, \dots, y_{n-1}, v\right] \\ &= E[\alpha_n(v - p_{n-1} - \lambda_n \tilde{y}_n)^2 + h_n(v - p_{n-1} - \lambda_n \tilde{y}_n) + \delta_n + (v - p_{n-1} - \lambda_n \tilde{y}_n)x_n | y_1, y_2, \dots, y_{n-1}, v] \\ &= [\alpha_n(1 - \lambda_n \beta_n)^2 + \beta_n(1 - \lambda_n \beta_n)](v - p_{n-1})^2 + (b_n(y_1, \dots, y_{n-1}) + c_n + h_n)(1 - \lambda_n \beta_n) \\ &\quad (v - p_{n-1}) + \delta_n + \alpha_n \lambda_n^2 \sigma_u^2 \Delta t_N. \end{aligned}$$

Hence (2.7), with (2.8) - (2.10) holds for n . Thus, $b_n(y_1, \dots, y_{n-1})$ and c_n cannot affect $\alpha_{n-1}(v - p_{n-1})^2 + \delta_{n-1}$ since they cannot affect price p_{n-1} or parameters $\alpha_n, \lambda_n, \delta_n$ in the formulations (2.8) and (2.10). In conclusion, Proposition 2 holds.

Q.E.D.

PROOF OF PROPOSITION 3: Firstly, from (3.10), we have (3.25). Then substituting for a_n and a_{n-1} from (3.25) into (3.8), and rearranging yields

$$(A.1) \quad b_{n-1} = 2\left(\frac{1}{c_n^2 + 1}\right)^{3/2} \left(\frac{c_{n-1}^2 + 1}{2 - c_{n-1}^2}\right) b_n.$$

Noting that both (A.1) and (3.9) are expressions for b_{n-1} , their equivalency gives (3.24). Substituting for b_n and b_{n-1} from (3.24) into (3.9), and rearranging shows (3.22).

The monotonicity is verified as follows. Firstly, the equation (3.22) may be written as

$$(A.2) \quad (1 - c_{n-2}^2/2)(1 + c_{n-1}^2)^{1/2} \frac{c_{n-1}^2}{c_{n-2}^2} = \frac{(1 + c_{n-1}^2)/c_{n-1}}{(1 + c_n^2)/c_n}.$$

A direct calculation shows $c_{N-1} > 1 > c_{N-2} > c_{N-3}$. Secondly, suppose for a general n , the inequality

$$(A.3) \quad c_{n-1} < c_n < 1$$

holds. Then claim that $c_{n-2} < c_{n-1}$, otherwise $c_{n-2} \geq c_{n-1}$, a contradiction follows. In fact, for (A.2), by (A.3), $RHS > 1$. But

$$LHS \leq (1 - c_{n-1}^2/2)(1 + c_{n-1}^2)^{1/2} \frac{c_{n-1}^2}{c_{n-2}^2} \leq 1.$$

Thus, equation (A.2) cannot hold. In conclusion, by the backward induction, the monotonicity (3.23) holds.

Q.E.D.

PROOF OF THEOREM 2: There are three steps in this proof. In step one we show that for any continuous time $t \in (0, 1)$, in the limit as $N \rightarrow \infty$, $c_{[Nt]}$ converges to zero and both $b_{[Nt]}$ and $a_{[Nt]}$ converge to infinity. In step two, we give the convergence speeds of $a_{[Nt]}, b_{[Nt]}, c_{[Nt]}$. In step three, based on the former two steps, we give the characteristics of limit behaviors for sequences $\{\Sigma_n\}$, $\{\lambda_n\}$, and $\{\beta_n\}$ as $N \rightarrow \infty$.

Step one: This step employs a method once used in the limit equilibrium in Holden and Subrahmanyam (1992). To emphasize the dependence, denote c_n in economy with N periods

by c_n^N . As seen from (3.22) in Proposition 3, the strategy coefficient c_n^N depends only on the remaining opportunity number $N - n$, that is

$$(A.4) \quad c_n^N = c_{n+k}^{N+k} \quad \text{for any natural numbers } N, k, \text{ with } n \leq N.$$

Combining this fact with the monotonicity property (3.23), we know

$$(A.5) \quad c_n^N \text{ is a decreasing function of } N - n, \text{ with } n \leq N - 1.$$

Now, hold a particular time $t \in (0, 1)$. For any subsequence of $\{1, 2, \dots, n, \dots\}$, we can choose a sub-subsequence from it, denoted as $N_1, N_2, \dots, N_k, \dots$, such that⁴

$$(A.6) \quad N_{k+1} - N_k > [N_{k+1}t] - [N_k t],$$

then $c_{[N_k t]}^{N_k}$ is decreasing with k and hence has a limit as $k \rightarrow \infty$, denoted as c_t . For the same reason $c_{[N_k t]-1}^{N_k}$ also has a limit, denoted as c'_t . *Claim that $c_t = c'_t$, and the proof follows.* For holden n_0 , as $N \rightarrow \infty$, $c_{n_0}^N$ has a limit since it is decreasing with N . That is, for any $\epsilon > 0$, there exists N_0 , when $N, N' > N_0$, we have

$$(A.7) \quad |c_{n_0}^N - c_{n_0}^{N'}| < \epsilon.$$

Accordingly, when k is big enough, such that $N_k - [N_k t] + n_0 > N_0$, then (A.4) and (A.7) give

$$|c_{N_k t}^{N_k} - c_{[N_k t]-1}^{N_k}| = |c_{n_0}^{N_k - [N_k t] + n_0} - c_{n_0}^{N_k - [N_k t] + 1 + n_0}| < \epsilon.$$

From the arbitrariness of ϵ , we have $c_t = \lim_{k \rightarrow \infty} c_{[N_k t]}^{N_k} = \lim_{k \rightarrow \infty} c_{[N_k t]-1}^{N_k} = c'_t$. Hence, the claim has been proved. An examination of this proof shows $\lim_{k \rightarrow \infty} c_{[N_k t]-2}^{N_k} = \lim_{k \rightarrow \infty} c_{[N_k t]-1}^{N_k} = \lim_{k \rightarrow \infty} c_{[N_k t]}^{N_k} = c_t$. Thus, when $N \rightarrow \infty$, substituting $c_n = c_{n-1} = c_{n-2} = c_t$ into equation (3.22), we have

$$(1 + c_t^2)(2 - c_t^2)c_t^3 = 2(1 + c_t^2)^{1/2}c_t^3$$

with a unique real root $c_t = 0$. In conclusion,

$$(A.8) \quad \lim_{k \rightarrow \infty} c_{[N_k t]}^{N_k} = 0.$$

By the arbitrariness of subsequence we choose, (A.8) implies $\lim_{N \rightarrow \infty} c_{[N t]}^N = 0$, i.e., (3.26) holds. Further, from (3.26), (3.27) and (3.28) can be easily obtained from (3.24) and (3.25).

⁴ (A.6) can be satisfied since $N_k - [N_k t] \geq (1 - t)N_k \rightarrow \infty$ as $k \rightarrow \infty$.

Step two: In this step, it is crucial to find the speed of $c_{[Nt]}^{(N)}$ converging to zero. To do this, take the function \ln on both sides of (3.22), and rearrange, yielding

$$(A.9) \quad 3 \ln c_{n-1} - 2 \ln c_{n-2} - \ln c_n = \frac{1}{2} \ln(1 + c_{n-1}^2) - \ln(1 + c_n^2) - \ln(1 - \frac{1}{2}c_{n-2}^2).$$

Define

$$(A.10) \quad d_n = c_n^2, \quad q_n = \ln c_n.$$

Then by Taylor expansion near zero $\ln(1+x) = x - \frac{1}{2}x^2 + O(x^3)$, (A.9) can be written as

$$(A.11) \quad \begin{aligned} 3q_{n-1} - 2q_{n-2} - q_n &= \frac{1}{2}(d_{n-1} - \frac{1}{2}d_{n-1}^2) - (d_n - \frac{1}{2}d_n^2) - (-\frac{1}{2}d_{n-2} - \frac{1}{8}d_{n-2}^2) \\ &\quad + O(d_{n-2}^3 + d_{n-1}^3 + d_n^3). \end{aligned}$$

Let

$$(A.12) \quad \begin{aligned} d_n &= d_t \Delta t_N^\beta, \\ d_{n-1} &= (d_t - d'_t \Delta t_N) \Delta t_N^\beta + O(\Delta t_N^{2+\beta}), \\ d_{n-2} &= (d_t - 2d'_t \Delta t_N) \Delta t_N^\beta + O(\Delta t_N^{2+\beta}), \end{aligned}$$

in which β is a parameter to be fixed later. By Taylor expansion near zero $\ln(1+x) = x + O(x^2)$, (A.10) and (A.12) give

$$(A.13) \quad \begin{aligned} q_n &= \frac{1}{2} \ln d_n = \frac{1}{2} \beta \ln \Delta t_N + \frac{1}{2} \ln d_t, \\ q_{n-1} &= \frac{1}{2} \ln d_{n-1} = \frac{1}{2} \beta \ln \Delta t_N + \frac{1}{2} \ln d_t - \frac{1}{2} \frac{d'_t}{d_t} \Delta t_N + O(\Delta t_N^2), \\ q_{n-2} &= \frac{1}{2} \ln d_{n-2} = \frac{1}{2} \beta \ln \Delta t_N + \frac{1}{2} \ln d_t - \frac{d'_t}{d_t} \Delta t_N + O(\Delta t_N^2). \end{aligned}$$

Substituting (A.13) into LHS of (A.11) and rearranging yields

$$LHS = \frac{1}{2} \frac{d'_t}{d_t} \Delta t_N + O(\Delta t_N^2).$$

Similarly,

$$RHS = -\frac{3}{2} d'_t \Delta t_N^{1+\beta} + \frac{3}{8} d_t^2 \Delta t_N^{2\beta} + O(\Delta t_N^{2+\beta}) + O(\Delta t_N^{3\beta}).$$

Equating LHS to RHS yields $\beta = \frac{1}{2}$, $\frac{1}{2} \frac{d'_t}{d_t} = \frac{3}{8} d_t^2$. Combining this differential equation with the terminal value $d_t|_{t=1} = \infty$, we get $d_t = (\frac{2}{3} \frac{1}{1-t})^{1/2}$. In conclusion, $\frac{d_{[Nt]}}{\Delta t_N^{1/2}} \rightarrow d_t$ ($N \rightarrow \infty$), and equivalently,

$$\frac{c_{[Nt]}}{\Delta t_N^{1/4}} = \frac{d_{[Nt]}^{1/2}}{\Delta t_N^{1/4}} \rightarrow \left(\frac{2}{3} \frac{1}{1-t}\right)^{1/4} \quad (N \rightarrow \infty).$$

This is exactly (3.29). (3.30) and (3.31) can be achieved from combining (3.29) (3.24) and (3.25). For holden n , the limits of c_n, b_n, a_n as $N \rightarrow \infty$ correspond to $t = 0$ in (3.29)-(3.31) respectively since $n/N \rightarrow 0$.

Step three: Now, we take the limits of sequences $\{\Sigma_n\}, \{\lambda_n\}$ and $\{\beta_n\}$ as $N \rightarrow \infty$ using the former preliminary results. From (3.17) and (3.7),

$$\Sigma_n = \frac{1}{(1 + c_n^2)(1 + c_{n-1}^2) \cdots (1 + c_2^2)(1 + c_1^2)} \Sigma_0 = \exp\left\{-\sum_{i=1}^n \ln(1 + c_i^2)\right\} \Sigma_0.$$

Thus, for $t \in (0, 1)$, the monotonicity property of sequence $\{c_n\}$ implies (3.33). Note that c_1^2 has order $O(\Delta t_N^{1/2})$ from which we know as $\Delta t_N \rightarrow 0$, $\exp\{-\ln(1 + c_1^2)\Delta t_N^{-1}\} \rightarrow 0$ and thus (3.33) gives (3.32). From (3.16) and (3.7),

$$\lambda_n = \frac{c_n \Sigma_{n-1}^{1/2}}{(1 + c_n^2) \sigma_u \Delta t_N^{1/2}},$$

implying (3.34) and (3.35). Results about sequence $\{\beta_n\}$ can be deduced easily from (3.7). *Q.E.D.*

PROOF OF THEOREM 3: In the last period, solutions are the same as those in Model 1, since for any strategy taken from X_N , insider's guaranteed profits are zero, and thus the three models degenerate to the same one.

Suppose in the $n + 1$ th period, conclusions hold. Then, if the informed submission in n th period is $\beta_n(v - p_{n-1})$, the profits accumulated from n th to the last period would be

$$E\left[\sum_{k=n}^N \pi_k | p_1, \dots, p_{n-1}, v\right] = \alpha_{n-1}(v - p_{n-1})^2 + \delta_{n-1}$$

with

$$\alpha_{n-1} = \alpha_n(1 - \lambda_n \beta_n)^2 + \beta_n(1 - \lambda_n \beta_n), \quad \delta_{n-1} = \delta_n + \alpha_n \lambda_n^2 \sigma_u^2 \Delta t_N.$$

Note that relationships (3.19) and (3.20) in Model 1 still hold in Model 2. Thus, by the law of iterated expectation,

$$E\left(\sum_{k=n}^N \pi_k\right) = \frac{b_n \Sigma_{n-1}^{1/2} \sigma_u^2 \Delta t_N}{(\beta_n^2 \Sigma_{n-1} + \sigma_u^2 \Delta t_N)^{1/2}} + \frac{\beta_n \Sigma_{n-1} \sigma_u^2 \Delta t_N}{\beta_n^2 \Sigma_{n-1} + \sigma_u^2 \Delta t_N} + a_n \sigma_u^2 \Delta t_N \left(\frac{\Sigma_{n-1}}{\beta_n^2 \Sigma_{n-1} + \sigma_u^2 \Delta t_N}\right)^{1/2}.$$

A tedious calculation gives

$$\frac{dE(\sum_{k=n}^N \pi_k)}{d\beta_n} = \frac{-(a_n + b_n) \beta_n \Sigma_{n-1}^{3/2} \sigma_u^2 \Delta t_N}{(\beta_n^2 \Sigma_{n-1} + \sigma_u^2 \Delta t_N)^{3/2}} + \frac{\Sigma_{n-1} \sigma_u^4 \Delta t_N^2 - \beta_n^2 \Sigma_{n-1}^2 \sigma_u^2 \Delta t_N}{(\beta_n^2 \Sigma_{n-1} + \sigma_u^2 \Delta t_N)^2}.$$

Accordingly, the FOC yields

$$(A.14) \quad \beta_n = c_n \sigma_u \Delta t_N^{1/2} \Sigma_{n-1}^{-1/2}$$

with c_n satisfying (4.10). While the SOC requires:

$$\begin{aligned} \frac{d^2 E(\sum_{k=n}^N \pi_k)}{d\beta_n^2} &= -(a_n + b_n) \Sigma_{n-1}^{1/2} \sigma_u^2 \Delta t_N \frac{(-2\beta_n^2 \Sigma_{n-1}^2 + \Sigma_{n-1} \sigma_u^2 \Delta t_N)}{(\beta_n^2 \Sigma_{n-1} + \sigma_u^2 \Delta t_N)^{5/2}} + \frac{2\beta_n^3 \Sigma_{n-1}^3 \sigma_u^2 \Delta t_N - 6\beta_n \Sigma_{n-1}^2 \sigma_u^4 \Delta t_N^2}{(\beta_n^2 \Sigma_{n-1} + \sigma_u^2 \Delta t_N)^3} \\ &< 0. \end{aligned}$$

Substituting (A.14) into the above yields

$$(A.15) \quad -(a_n + b_n)(-2c_n^2 + 1)(c_n^2 + 1)^{-\frac{5}{2}} + (2c_n^3 - 6c_n)(c_n^2 + 1)^{-3} < 0.$$

Combined with (4.10), (A.15) can be satisfied by $c_n > 0$ in our equilibrium.

Q.E.D.

PROOF OF PROPOSITION 4: From (4.10), we have,

$$(A.16) \quad b_n = \frac{1 - c_n^2}{c_n(1 + c_n^2)^{1/2}} - a_n.$$

Substituting (A.16) into (4.8) yields

$$(A.17) \quad a_{n-1} = a_n \left(\frac{1}{1 + c_n^2} \right)^{3/2} + \frac{(1 - c_n^2)c_n}{(1 + c_n^2)^2}.$$

The sum of equation (4.9) plus (A.17) gives

$$(A.18) \quad a_{n-1} + b_{n-1} = (a_n + b_n) \left(\frac{1}{1 + c_n^2} \right)^{3/2} + \frac{2c_n}{(1 + c_n^2)^2}.$$

Substituting for $a_n + b_n$ and $a_{n-1} + b_{n-1}$ from (4.10) into (A.18) and rearranging yields (4.11).

To show the monotonicity, change (4.11) to

$$(A.19) \quad \frac{1 - c_{n-1}^2}{c_{n-1}(1 + c_{n-1}^2)^{1/2}} = \frac{1}{c_n(1 + c_n^2)}.$$

Since the LHS of (A.19) is decreasing with c_{n-1} , and the RHS is decreasing with c_n , c_{n-1} can be considered as an increasing function of c_n . Combined with another fact $c_{N-1} < c_N$, this fact implies $c_N > c_{N-1} > \dots, > c_2 > c_1$.

Q.E.D.

PROOF OF THEOREM 4: The proof of (4.13) - (4.15) is similar to that in the step one of Theorem 2 and is omitted. Take \ln on both sides of (4.11), we have

$$(A.20) \quad \ln(1 - c_{n-1}^2) + \ln c_n + \ln(1 + c_n^2) = \ln c_{n-1} + \frac{1}{2} \ln(1 + c_{n-1}^2).$$

By Taylor expansion near zero $\ln(1+x) = x - \frac{1}{2}x^2 + O(x^3)$ and let $c_n = c_t \Delta t^\alpha$, $c_{n-1} = c_{t-\Delta t} \Delta t^\alpha = (c_t - c'_t \Delta t_N + O(\Delta t_N^2)) \Delta t^\alpha$, (A.20) gives

$$\begin{aligned} & -\frac{3}{2}[(c_t - c'_t \Delta t_N + O(\Delta t_N^2))^2 \Delta t_N^{2\alpha}] - \frac{1}{4}(c_t - c'_t + O(\Delta t_N^2))^4 \Delta t_N^{4\alpha} + c_t^2 \Delta t_N^{2\alpha} - \frac{1}{2}c'_t \Delta t_N^{4\alpha} + O(\Delta t_N^{6\alpha}) \\ & = -\frac{c'_t}{c_t} \Delta t_N + \frac{O(\Delta t_N^2)}{c_t} - \frac{1}{2}(-\frac{c'_t}{c_t} \Delta t_N + \frac{O(\Delta t_N^2)}{c_t})^2 + O(-\frac{c'_t}{c_t} \Delta t_N + \frac{O(\Delta t_N^2)}{c_t})^3 + O(\Delta t_N^{6\alpha}) \end{aligned}$$

which implies $\alpha = \frac{1}{2}$, $\frac{1}{2}c_t^2 = \frac{c'_t}{c_t}$. Combined with the terminal condition $c_t|_{t=1} = \infty$, we have $c_t = \frac{1}{(1-t)^{1/2}}$, i.e., (4.16) has been proved.

Now to show the limit result for sequence $\{b_n\}$, let $b_n = b_t \Delta t_N^\alpha$, $b_{n-1} = b_{t-\Delta t_N} \Delta t_N^\alpha = (b_t - b'_t \Delta t_N + O(\Delta t_N^2)) \Delta t_N^\alpha$, and by Taylor expansions near zero $(1+x)^k = 1 + kx + O(x^2)$, (4.9) gives

$$(-b'_t + \frac{3}{2}b_t c_t^2) \Delta t_N^{1+\alpha} - c_t \Delta t_N^{1/2} + O(\Delta t_N^{3/2}) + O(\Delta t_N^{2+\alpha}) = 0.$$

Thus, $\alpha = -\frac{1}{2}$, $-b'_t + \frac{3}{2}c_t^2 b_t - c_t = 0$. Since $b_t|_{t=1} = \infty$, (4.17) holds. Combined with (4.16) and (4.17), (4.10) gives (4.18).

At last, show the other parameters' limit results (4.19) - (4.21). As in Model 1, we have a difference equation for sequence $\{\Sigma_n\} : \Sigma_{n-1} - \Sigma_n = \Sigma_n c_n^2$, which implies that the continuous version of sequence $\{\Sigma_n\}$ satisfies $-d\Sigma_t = \Sigma_t \frac{1}{1-t} dt$ and thus (4.19) holds. (4.20) and (4.21) can be obtained similarly to those in Model 1. Q.E.D.

PROOF OF THEOREM 5: Suppose in equilibrium, in the $n+1$ th period, the conclusions hold. Then strategy $\beta_n(v - p_{n-1})$ in the n th period implies

$$E\left[\sum_{k=n}^N \pi_k |p_1, \dots, p_{n-1}, v\right] = \alpha_{n-1}(v - p_{n-1})^2 + \delta_{n-1}$$

with

$$\alpha_{n-1} = \alpha_n(1 - \lambda_n \beta_n)^2 + \beta_n(1 - \lambda_n \beta_n), \quad \delta_{n-1} = \delta_n + \alpha_n \lambda_n^2 \sigma_u^2 \Delta t_N.$$

The following relationship still holds:

$$(A.21) \quad \alpha_{n-1}(\beta_n) = b_n \sigma_u \Delta t_N^{1/2} \Sigma_n^{-1/2} \left(\frac{\sigma_u^2 \Delta t_N}{\beta_n^2 \Sigma_{n-1} + \sigma_u^2 \Delta t_N} \right)^{3/2} + \frac{\beta_n \sigma_u^2 \Delta t_N}{\beta_n^2 \Sigma_{n-1} + \sigma_u^2 \Delta t_N}.$$

Thus the FOC yields $\beta_n = c_n \sigma_u \Delta t_N^{1/2} \Sigma_{n-1}^{-1/2}$ with c_n satisfying (5.10), and the SOC is

$$(A.22) \quad -3b_n - (c_n^2 + 1)^{-1/2} c_n (1 + 3c_n^2) < 0.$$

Combined with (5.10), (A.22) is satisfied since $c_n > 0$ in equilibrium. Q.E.D.

PROOF OF PROPOSITION 5: Firstly, (5.13) yields from (5.10). Then substituting for b_n and b_{n-1} from (5.13) into (5.9) and rearranging yields (5.11). Denote the LHS of (5.11) as $f_1(c_{n-1})$ RHS of it as $f_2(c_n)$. Calculations show

$$\frac{df_1(c_{n-1})}{dc_{n-1}} < 0, \quad \frac{df_2(c_n)}{dc_n} < 0.$$

Thus, c_{n-1} , as a function of c_n , is increasing with it. Combined this fact with $c_N > c_{N-1}$, (5.12) holds. Q.E.D.

PROOF OF THEOREM 6: Firstly, (5.11) can be changed to

$$(A.23) \quad (c_{n-1}^2 + 1)^{1/2}(1 - c_{n-1}^2)(c_n^2 + 1)c_n = (1 + 2c_n^2)c_{n-1}.$$

Let $c_n = c_t \Delta t^\alpha$, $c_{n-1} = c_{t-\Delta t} \Delta t^\alpha = (c_t - c'_t \Delta t) \Delta t^\alpha + O(\Delta t^{2+\alpha})$. Then (A.23) implies

$$\Delta t^\alpha \left[-\frac{3}{2} c_t^3 \Delta t^{2\alpha} + c'_t \Delta t \right] + O(\Delta t^{5\alpha}) + O(\Delta t^{3\alpha+1}) + O(\Delta t^{2+\alpha}) = 0,$$

from which, we have $\alpha = \frac{1}{2}$, $-\frac{3}{2} c_t^3 + c'_t = 0$. Combined with the terminal value $c_t|_{t=1} = \infty$, we know $c_t = \frac{\sqrt{3}}{3} \frac{1}{(1-t)^{1/2}}$, thus (5.17) is proved.

Now, show the limit results for sequences $\{b_n\}, \{a_n\}$. From (5.13) and (5.17), we have limit result for $\{b_n\}$, i.e., (5.18). Further, (5.8) can be changed to

$$a_{n-1}(c_n^2 + 1)^{3/2} = a_n(c_n^2 + 1) + b_n c_n^2.$$

Let $a_n = a_t \Delta t^a$, $a_{n-1} = a_{t-\Delta t} \Delta t^a = (a_t - a'_t \Delta t) \Delta t^a + O(\Delta t^{2+\alpha})$. Similarly,

$$-a'_t \Delta t^{1+a} + \frac{1}{2} a_t c_t^2 \Delta t^{1+a} + O(\Delta t^{2+a}) = \frac{\sqrt{3}}{9} \frac{1}{(1-t)^{1/2}} \Delta t^{1/2}.$$

Which implies $a = -\frac{1}{2}$, $-a'_t + \frac{1}{2} a_t c_t^2 = \frac{\sqrt{3}}{9} \frac{1}{(1-t)^{1/2}}$, and thus, $a_t = \frac{\sqrt{3}}{6} (1-t)^{1/2}$, i.e., (5.19) is proved. Calculations for continuous versions of sequences $\{\Sigma_n\}$, $\{\lambda_n\}$ and $\{\beta_n\}$ are similar to those in the former two models.

REFERENCES

- ADMATI, A., AND PFLEIDERER (1988): "A Theory of Intraday Patterns: Volume and Price Variability," *Review of Financial Studies*, 1, 3–40.
- BARUCH, S. (2002): "Insider Trading and Risk Aversion," *Journal of Financial Markets*, 5, 451–464.
- CALDENTHEY R., AND E. STACCHETTI (2010): "Insider Trading With A Random Deadline," *Econometrica*, 78, 245–283.

- CHAU, M., AND D. VAYANOS (2008) : “Strong-Form Efficiency with Monopolistic Insiders,” *The Review of Financial Studies*, 21, 2275–2306.
- FAMA, E. (1970): “Efficient Capital Markets: A Review of Theory and Empirical Work,” *The Journal of Finance* , 25, 383–471.
- FOSTER, F. AND S. VISWANATHAN (1996): “Strategic Trading When Agents Forecast the Forecast of Others,” *The Journal of Finance*, 51, 1437–1478.
- HUDDART, S., J. HUGHES AND C. LEVINE (2001): “Public Disclosure and Dissimulation of Insider Traders,” *Econometrica*, 69, 665–681.
- HOLDEN, C., AND A. SUBRAHMANYAM (1992): “Long-Lived Private Information and Imperfect Competition,” *Journal of Finance* , 47, 247–270.
- (1994): “Risk Aversion, Imperfect Competition and Long Lived Information,” *Economics Letters*, 44, 181–190.
- HUDDART, S., J. HUGHES AND M. WILLIAMS (2010): “Pre-Announcement of Insiders’ Trades,” Working paper, Pennsylvania State University.
- KALLENBERG, O. (2002): *Foundations of Modern Probability*. 2nd ed. New York: Springer-Verlag.
- KYLE, A. (1985): “Continuous Auctions and Insider Trading,” *Econometrica*, 53, 1315–1335.
- ZHANG, W. (2004): “Risk Aversion, Public Disclosure, and Long-Lived Information,” *Economics Letters* 85, 327–334.

Institute of Applied mathematics, Academy of Mathematics and Systems Science, Chinese Academy of Sciences, Beijing 100080, PR China.

and

Department of Business Statistics and Econometrics, Guanghua School of Management, Peking University, Beijing, 100871, PR China.; zhoudeqing@amss.ac.cn.