

Rational Term Structure Models with Geometric Lévy Martingales

Dorje C. Brody*, Lane P. Hughston†, and Ewan Mackie‡

**Mathematical Sciences, Brunel University, Uxbridge UB8 3PH, UK*

†*Department of Mathematics, Imperial College London, London SW7 2BZ, UK*

‡*Imperial College Business School, London SW7 2BZ, UK*

(Dated: November 4, 2018)

In the “positive interest” models of Flesaker-Hughston, the nominal discount bond system is determined by a one-parameter family of positive martingales. In the present paper we extend this analysis to include a variety of distributions for the martingale family, parameterised by a function that determines the behaviour of the market risk premium. These distributions include jump and diffusion characteristics that generate various properties for discount bond returns. For example, one can generate skewness and excess kurtosis in the bond returns by choosing the martingale family to be given by (a) exponential gamma processes, or (b) exponential variance gamma processes. The models are “rational” in the sense that the discount bond price is given by a ratio of weighted sums of positive martingales. Our findings lead to semi-analytical formulae for the prices of options on discount bonds. A number of general results concerning Lévy interest rate models are presented as well.

I. INTEREST RATE MODELS: THE VOLATILITY APPROACH

From a modern perspective there are two main approaches to the modelling of interest rates. These are the “volatility approach” and the “pricing kernel approach”. Both have been investigated extensively in the case of a Brownian filtration, but rather less so in the general situation when bond prices are allowed to jump. The main purpose of this paper is to present some new term structure models admitting jumps based on parametric families of geometric Lévy martingales; but in doing so we shall take the opportunity to make some observations about the present state of interest rate modelling, both in the Brownian setting and the more general Lévy-Ito setting.

The volatility approach, in the case of a Brownian market filtration, is at present perhaps the most important and widely implemented interest rate modelling methodology, and it is the best understood. The celebrated HJM framework (Heath *et al.* 1992) belongs to this category, as does also the so-called Libor market model in its various manifestations (see e.g. Rebonato 2002, Musiela & Rutkowski 2005, and references cited therein), and a number of the “classical” short-rate models can be reformulated in this way as well. The volatility approach thus deserves special attention. We shall discuss the Brownian case first, and then its rather less well understood extension to the jump category.

The setup is as follows. The discount bond volatility, the market price of risk, and the initial yield curve, constitute the “primitive data” of the model. We have a probability space $(\Omega, \mathcal{F}, \mathbb{P})$ equipped with the augmented filtration $\{\mathcal{F}_t\}_{t \geq 0}$ associated with a Brownian motion $\{W_t\}_{t \geq 0}$ of one or more dimensions. Here and in what follows \mathbb{P} denotes the “physical” measure; most of the discussion will focus on \mathbb{P} rather than on alternative measures. The interest rate markets are represented by a system of unit-principal discount bonds $\{P_{tT}\}_{T \geq t \geq 0}$ and

a unit-initialised money-market account $\{B_t\}_{t \geq 0}$ satisfying a system of dynamical equations of the following form:

$$dP_{tT} = r_t P_{tT} dt + \Omega_{tT} P_{tT} (dW_t + \lambda_t dt), \quad dB_t = r_t B_t dt. \quad (1)$$

Here P_{tT} is the random value at time t of the bond that matures at time T , $\{r_t\}_{t \geq 0}$ is the short rate, $\{\Omega_{tT}\}_{T \geq t \geq 0}$ is the bond volatility, and $\{\lambda_t\}_{t \geq 0}$ is the market price of risk. In the multi-dimensional setting, $\{\Omega_{tT}\}$, $\{\lambda_t\}$, and $\{W_t\}$ are vector-valued processes, and in equation (1) there is an implied “dot product” between $\{\Omega_{tT}\}$ and dW_t , and also between Ω_{tT} and λ_t . We shall assume that the family of processes $\{P_{tT}\}$ is differentiable with respect to T in a suitable sense. We also assume that the family of processes $\{\Omega_{tT}\}$ is differentiable with respect to T in a suitable sense, and that for any fixed T it holds that $\lim_{t \rightarrow T} \Omega_{tT} = 0$. For some versions of the theory (such as the original formulation of HJM) one imposes a finite time horizon over which the model is defined; whereas for other versions the time horizon is infinite. We mostly consider the latter case here, and we assume that $\lim_{T \rightarrow \infty} P_{0T} = 0$.

Given the initial bond prices $\{P_{0T}\}_{T \geq 0}$, we find, under suitable conditions, that the solution for the discount bond system is

$$P_{tT} = P_{0T} B_t \exp \left(\int_0^t \Omega_{sT} (dW_s + \lambda_s ds) - \frac{1}{2} \int_0^t \Omega_{sT}^2 ds \right), \quad (2)$$

and that for the money-market account we have

$$B_t = \exp \left(\int_0^t r_s ds \right). \quad (3)$$

We require, in particular, that the conditions

$$\int_0^t |\Omega_{sT} \lambda_s| ds < \infty, \quad \int_0^t \Omega_{sT}^2 ds < \infty, \quad \int_0^t |r_s| ds < \infty \quad (4)$$

hold almost surely for all $t > 0$. If we set $\lim_{t \rightarrow T} P_{tT} = 1$ for all $T \geq 0$, we can invert equation (2) to obtain

$$B_t = (P_{0t})^{-1} \exp \left(- \int_0^t \Omega_{st} (dW_s + \lambda_s ds) + \frac{1}{2} \int_0^t \Omega_{st}^2 ds \right). \quad (5)$$

For the short rate r_t we then have

$$r_t = -\partial_t \ln P_{0t} + \int_0^t \Omega_{st} \partial_t \Omega_{st} ds - \int_0^t \partial_t \Omega_{st} (dW_s + \lambda_s ds), \quad (6)$$

where ∂_t denotes differentiation with respect to t . Putting these ingredients together we are led to the following expression for the bond prices:

$$P_{tT} = P_{0tT} \frac{\exp \left(\int_0^t \Omega_{sT} (dW_s + \lambda_s ds) - \frac{1}{2} \int_0^t \Omega_{sT}^2 ds \right)}{\exp \left(\int_0^t \Omega_{st} (dW_s + \lambda_s ds) - \frac{1}{2} \int_0^t \Omega_{st}^2 ds \right)}. \quad (7)$$

Here $P_{0tT} = P_{0T}/P_{0t}$ denotes the t -forward price made at time 0 for a T -maturity bond. We see that $\{B_t\}$ and $\{P_{tT}\}$ are determined by the specification of the volatility $\{\Omega_{tT}\}$,

the market price of risk $\{\lambda_t\}$, and the initial bond prices $\{P_{0t}\}$. This is the sense in which these are the primitive data of the model. In particular, there is no need to model the short rate as such separately—it is a “derived” quantity in the volatility approach. Two further conditions are required, namely, that the processes $\{\Lambda_t\}$ and $\{\bar{P}_{tT}\}$ defined by

$$\Lambda_t = \exp \left(- \int_0^t \lambda_s dW_s - \frac{1}{2} \int_0^t \lambda_s^2 ds \right). \quad (8)$$

for $t \geq 0$, and

$$\bar{P}_{tT} = P_{0T} \exp \left(\int_0^t (\Omega_{sT} - \lambda_s) dW_s - \frac{1}{2} \int_0^t (\Omega_{sT} - \lambda_s)^2 ds \right). \quad (9)$$

for $0 \leq t \leq T$, are martingales (rather than merely local martingales). These conditions are needed if we are to make economic sense of the models and to put them into practice.

But how do we put the volatility approach into practice? As long as we are primarily interested in pricing and hedging, but less so (at least from a modelling perspective) in portfolio allocation, scenario analysis, and forecasting, then a transformation to the risk-neutral measure \mathbb{Q} has the effect of removing the market price of risk from the equations; and the problem of modelling the evolution of the term structure of interest rates is transformed into the problem of modelling $\{\Omega_{tT}\}$ under \mathbb{Q} . In the methodology that has been adapted by practitioners the idea is that we specify $\{\Omega_{tT}\}$ exogenously, under \mathbb{Q} or under an appropriate set of forward measures, up to some overall parametric or functional freedom. This freedom is used to calibrate the model to the prices of derivatives, typically interest rate caps and swaptions. The general line of attack outlined above has in one form or another been widely implemented by financial institutions, and has been in use for more than two decades.

The volatility approach does nevertheless suffer from various defects, conceptual and practical, and it is reasonable to ask if one can do better. We shall not attempt a detailed critique here, but the following points can be made. One problem with the volatility approach is that it is difficult to impose a transparent condition on the discount bond volatility structure that ensures interest rate positivity (see, e.g., Brody & Hughston 2002). There is no clear economic motivation for choosing one volatility structure over another, and the fact that the volatility is modelled in the risk-neutral measure (or some other “unnatural” measure) further removes the model from economic reality. In this respect the elimination of the market price of risk is ultimately a shortcoming rather than a virtue. Originally it was thought that (following the triumph of the Black-Scholes formula) the lack of any need to model the actual returns of bonds was a “good thing”. The argument was that market volatilities could be inferred from option prices, whereas market returns could not, and therefore it would save a lot of trouble if one could avoid having to model the latter. But those were the days in which “derivative risk management” was mostly about pricing and hedging. The industry is wiser now, and there is a general perception to the effect that “buy side” concerns, which have always been somewhat less well-developed mathematically, involving the aforementioned issues of portfolio allocation, scenario analysis, and forecasting, are just as relevant to the “sell side” as they are to their colleagues on the other side of the Chinese wall. This argues for the reinstatement of \mathbb{P} and the abolition of \mathbb{Q} .

II. PRICING KERNEL APPROACH

An alternative to the volatility approach is to base the theory on pricing kernels. The pricing kernel method allows for interest rate positivity, and it generalises readily to models not based on Brownian motion. The connection with economic thinking is clearer, and the extension to other asset classes (such as foreign exchange or inflation-linked products) is cleaner. The method is rooted in \mathbb{P} , so that although the use of other measures arises naturally enough in the course of various specific calculations there is no temptation to model “in the risk neutral measure” from the outset, a short cut that has often been taken in industry implementations in the past, but is in the final analysis limiting. It follows also that $\{\lambda_t\}$ is present all along in the pricing kernel approach as part of the modelling framework, and is not swept underneath a \mathbb{Q} -rug.

The idea is as follows. We assume the absence of arbitrage opportunities, but not market completeness. The filtration $\{\mathcal{F}_t\}$, which we take to satisfy the “usual conditions”, need not be Brownian, so jumps can be accommodated. Asset price processes have the càdlàg property. We assume the existence of an established pricing kernel $\{\pi_t\}_{t \geq 0}$ satisfying $\pi_t > 0$ almost surely for $t \geq 0$, and such that for any asset with price process $\{S_t\}_{t \geq 0}$ and cumulative dividend process $\{\Delta_t\}_{t \geq 0}$, the associated “deflated” or “discounted, risk-adjusted” price process $\{\bar{S}_t\}_{t \geq 0}$ defined by

$$\bar{S}_t = \pi_t S_t + \int_0^t \pi_s d\Delta_s \quad (10)$$

is a \mathbb{P} -martingale. Thus if $\{S_t\}_{t \geq 0}$ represents the price of an asset that pays no dividend, then $\{\pi_t S_t\}_{t \geq 0}$ is a martingale. If an asset delivers a single random cash flow H_T at T , and derives its value from that cash flow, then its value at $t < T$ is

$$S_t = \frac{1}{\pi_t} \mathbb{E}[\pi_T H_T | \mathcal{F}_t]. \quad (11)$$

In the case of a discount bond, which generates a cash flow of unity at T , we have

$$P_{tT} = \frac{1}{\pi_t} \mathbb{E}[\pi_T | \mathcal{F}_t] \quad (12)$$

for $t < T$. It follows that we can use the pricing kernel as a basis for interest rate modelling. In particular, if we model $\{\pi_t\}$ parametrically, then we can generate families of bond price processes, and use the resulting freedom to calibrate the model to the prices of select market instruments, as in the volatility approach.

According to Ushbayev (2011), the notion of a “pricing kernel” dates back to the 1970s, and is used for example in Ross (1978), who has apparently modified the term “market kernel” used by Garman (1976). Authors have employed a variety of terms for essentially the same concept. Economists often speak of the “marginal rate of substitution”. The term “state price density” appears in Dothan & Williams (1978). One finds the term “stochastic discount factor” in Cox & Martin (1983), whereas the term “state price deflator” is used by Duffie (1992).

The idea of using the pricing kernel as a basis for interest rate modelling appears rather explicitly in Constantinides (1992). The following brief excerpt from this reference is indicative of the point of view proposed therein (we have changed his notation slightly to conform with ours): “We assert the existence of a positive state-price density or pricing

kernel $\{\pi_t\}$ such that the nominal price at time t of a claim to a nominal payoff H_T at some future date T is given by [our equation] (12), where $\mathbb{E}[-|\mathcal{F}_t]$ denotes the expectation conditional on the information at time t . The ... approach taken here is to explore directly the time-series process of $\{\pi_t\}$, which yields plausible implications about the term structure of interest rates. I stress that in this ... approach it is unnecessary to assume a representative consumer economy in which the consumer has von Neumann-Morgenstern preferences.”

There are several different but more or less equivalent ways of representing the structure of the pricing kernel. Perhaps the most straightforward is to regard the short rate and the market price of risk as being the primitive data, and write the pricing kernel in the form

$$\pi_t = \exp \left(- \int_0^t r_s ds - \int_0^t \lambda_s dW_s - \frac{1}{2} \int_0^t \lambda_s^2 ds \right). \quad (13)$$

This line of attack works particularly well in the case of the “classical” short rate models, such as those of Vasicek (1977) and Cox *et al.* (1985), where one typically starts with an ansatz for the interest rate and the market price of risk. Then one can deduce the bond prices by use of (12), and the prices of derivatives based on bond prices (i.e. interest rate derivatives) by use of (11). The difficulty of this approach is that from an economic perspective it is unnatural to model the interest rate and market risk aversion processes “separately”. In economic analysis, these typically go hand in hand. Furthermore, the initial term structure is buried away in the specification of the primitive data, and there is no obvious prescription for calibrating the model, so one has to proceed on a case by case basis. Indeed, this is just what practitioners did before the advent of the HJM method.

We are thus led to ask the following question: do we actually lose anything by adopting the pricing kernel method, as opposed to the volatility method? In a Brownian setting the answer is no. In fact, the pricing kernel itself can be expressed in terms of the volatility $\{\Omega_{tT}\}$, the market price of risk $\{\lambda_t\}$, and the initial bond prices $\{P_{0t}\}$, as follows:

$$\pi_t = P_{0t} \exp \left(\int_0^t (\Omega_{st} - \lambda_s) dW_s - \frac{1}{2} \int_0^t (\Omega_{st} - \lambda_s)^2 ds \right). \quad (14)$$

This can be proved if, making use of (3), one inserts (5) into (13) and simplifies the result (see Jin & Glasserman 2001 and Tsujimoto 2010). Thus, any Brownian “volatility model” can be converted into a “pricing kernel model” and vice-versa. More precisely, we can regard $\{\Omega_{tT}\}$, $\{\lambda_t\}$, and $\{P_{0t}\}$ as being specified up to some overall parametric freedom, thus inducing a corresponding parametrisation of the pricing kernel, which can then be calibrated to market data and/or market forecasts by various schemes.

The upshot of this is that the various “approaches” to modelling interest rates amount to different ways of representing the pricing kernel, such as the formulae given by (13) and (14), which in turn suggest various distinct way of parameterising the resulting models. We shall, in what follows, consider yet another representation of the pricing kernel, namely that associated with the so-called Flesaker-Hughston (FH) models. In this representation (Flesaker & Hughston 1996, 1997, 1998) the pricing kernel takes the form

$$\pi_t = \int_t^\infty (-\partial_s P_{0s}) M_{ts} ds, \quad (15)$$

where $\{M_{ts}\}_{s \geq t \geq 0}$ is a family of positive unit-initialised martingales. Thus, we require that $M_{0s} = 1$ for $s \geq 0$, that $M_{ts} > 0$ for $0 \leq t \leq s < \infty$, and that $\mathbb{E}[M_{us}|\mathcal{F}_t] = M_{ts}$ for

$0 \leq t \leq u \leq s < \infty$. It follows from the assumed asymptotic property of the initial term structure, without further restriction on the martingale family, that the right side of (15) is finite almost surely. In particular, by use of the Fubini theorem, the martingale property, and the fundamental theorem of calculus, one finds that $\mathbb{E}[\pi_t] = P_{0t}$. As a consequence of equation (12) we deduce that the discount bond system takes the rational form

$$P_{tT} = \frac{\int_T^\infty (-\partial_s P_{0s}) M_{ts} ds}{\int_t^\infty (-\partial_s P_{0s}) M_{ts} ds}. \quad (16)$$

To model the interest rate system we thus need to specify the initial term structure $\{P_{0t}\}$ together with a family of positive martingales. The FH model originated as an attempt to characterise the complete family of HJM-type models with positive interest rates and valid over an arbitrary time horizon. The work was presented at the Cornell/Queen's University Derivative Securities conference organised by R. Jarrow and S. Turnbull in April 1995 (cf. Hughston 2003). A generalised version of the model was presented by Rutkowski (1997), and it was made clear in this later work that the model was not tied to the use of a Brownian filtration. In the words of Rutkowski (1997): "From a theoretical viewpoint, the basic input of the generalised Flesaker-Hughston model is a strictly positive supermartingale ...". The relation of the FH models to the HJM theory and other approaches has been discussed in detail by a number of authors, including Jin & Glasserman (2001), Cairns (2004), Hunt & Kennedy (2004), Musiela & Rutkowski (2005), and Bjork (2009). Other representations of the pricing kernel method that offer interesting insights include the use of potentials (Rogers 1997), and Wiener chaos (Brody & Hughston 2004, Hughston & Rafailidis 2005); these will not be considered here. We return to the FH representation in the context of Lévy models.

III. LÉVY MODELS FOR INTEREST RATES

One important deficiency of the volatility approach to interest rate modelling is that in its more successful implementations it has been so deeply intertwined with Brownian motion based modelling techniques that little by way of consensus has emerged either in the industry or among academics on how best to incorporate jumps into the scheme. This being the case, it will not be amiss here to attempt to make some progress on the matter.

The theory of Lévy models for asset pricing has an extensive literature. We refer the reader, for example, to Madan & Seneta (1990), Madan & Milne (1991), Heston (1993), Gerber & Shiu (1994), Eberlein & Keller (1995), Eberlein & Jacod (1997), Chan (1999), Kallsen & Shiryaev (2002), Fujiwara & Miyahara (2003), Schoutens (2003), Cont & Tankov (2004), Esche & Schweizer (2005), Hubalek & Sgarra (2006), and references cited therein. By a Lévy process on a probability space $(\Omega, \mathcal{F}, \mathbb{P})$ we mean a process $\{X_t\}$ such that $X_0 = 0$, $X_t - X_s$ is independent of \mathcal{F}_s for $t \geq s$, and $\mathbb{P}(X_t - X_s \leq y) = \mathbb{P}(X_{t+h} - X_{s+h} \leq y)$ for $h > 0$. Here $\{\mathcal{F}_t\}$ denotes the augmented filtration generated by $\{X_t\}$. For $\{X_t\}$ to give rise to a Lévy model for asset prices, we require that it should possess exponential moments; that is,

$$\mathbb{E}[e^{\alpha X_t}] < \infty \quad (17)$$

for $t \geq 0$, for α in some connected real interval A containing the origin. The stationary and independent increments property implies that there exists a Lévy exponent $\psi(\alpha)$ such that

$$\mathbb{E}[e^{\alpha X_t}] = e^{t\psi(\alpha)} \quad (18)$$

for $\alpha \in A$. Then the process defined by

$$M_t = e^{\alpha X_t - t\psi(\alpha)} \quad (19)$$

is a martingale, called the associated geometric Lévy martingale (or Esscher martingale), with parameter α . More generally, let $\{\alpha_t\}$ be an $\{\mathcal{F}_t\}$ -predictable process, chosen in such a way that $\alpha_t \in A$ for $t \geq 0$, and such that the local martingale defined by

$$M_t = \exp \left(\int_0^t \alpha_s dX_s - \int_0^t \psi(\alpha_s) ds \right) \quad (20)$$

is a martingale. If a predictable process $\{\alpha_t\}$ satisfies these conditions then we say it is admissible. Then we are led to consider an asset pricing model of the following form. Let the exogenously specified short rate $\{r_t\}$ be $\{\mathcal{F}_t\}$ -adapted, and be such that the unit-initialised money market account defined as in (3) is finite almost surely for $t > 0$. Let the $\{\mathcal{F}_t\}$ -adapted risk aversion and volatility processes $\{\lambda_t\}$ and $\{\sigma_t\}$ be positive, and be such that $\{-\lambda_t\}$, $\{\sigma_t\}$, and $\{\sigma_t - \lambda_t\}$ are admissible in the sense noted above. The pricing kernel is taken to be given by

$$\pi_t = \exp \left(- \int_0^t r_s ds - \int_0^t \lambda_s dX_s - \int_0^t \psi(-\lambda_s) ds \right), \quad (21)$$

and the associated expression for the price of a typical non-dividend-paying asset is

$$S_t = S_0 \exp \left(\int_0^t r_s ds + \int_0^t R(\lambda_s, \sigma_s) ds + \int_0^t \sigma_s dX_s - \int_0^t \psi(\sigma_s) ds \right), \quad (22)$$

where

$$R(\lambda, \sigma) = \psi(\sigma) + \psi(-\lambda) - \psi(\sigma - \lambda). \quad (23)$$

is the excess rate of return function associated with the given Lévy exponent. It is a remarkable property of the function $R(\lambda, \sigma)$, arising as a consequence of the convexity of the Lévy exponent, that if the volatility and the risk aversion are positive, then the excess rate of return is positive, and is monotonically increasing in its arguments (Brody *et al.* 2011). In general the excess rate of return is nonlinear, and hence in a general Lévy setting the process $\{\lambda_t\}$ no longer admits the interpretation of being the market price of risk, but instead should be viewed as a measure of investor risk aversion.

The theory of interest rates can be developed in just this spirit in a way that generalises the HJM framework to the Lévy category. In particular, we are able to give a consistent treatment of the risk premium associated with interest rate products in such a way that the risk premium is positive for bonds. Interest rate models admitting jumps have been pursued by a number of authors, including, *inter alia*, Shirakawa (1991), Jarrow & Madan (1995), Björk *et al.* (1997), Björk *et al.* (1997), Eberlein & Raible (1999), Raible (2000), Eberlein *et al.* (2005), Eberlein & Kluge (2006a,b, 2007), and Filipović *et al.* (2010), to mention a few. Our approach is novel inasmuch as we introduce a pricing kernel at the outset, rather than attempting to model the interest rate system through a set of dynamical equations. A rather general class of Lévy interest rate models exhibiting the positive excess rate of return property can thus be constructed as follows. The idea is to model the pricing kernel and the associated discount bond system. There is no need to introduce a system of instantaneous

forward rates. Let the pricing kernel be given by (21), and write P_{tT} for the price at t of a bond that matures at T to deliver one unit of currency. For the Lévy discount bond model we have:

$$P_{tT} = P_{0T} \exp \left(\int_0^t r_s ds + \int_0^t R(\lambda_s, \Omega_{sT}) ds + \int_0^t \Omega_{sT} dX_s - \int_0^t \psi(\Omega_{sT}) ds \right). \quad (24)$$

We require (a) that $\{\lambda_t\}$ and $\{\Omega_{tT}\}$ are positive, (b) that $\{-\lambda_t\}$, $\{\Omega_{tT}\}$, and $\{\Omega_{tT} - \lambda_t\}$, are admissible in the sense indicated above, and (c) that $\{\Omega_{tT}\}$ should vanish as t approaches T . The maturity condition $\lim_{t \rightarrow T} P_{tT} = 1$ allows one to solve for the money market account in terms of $\{\Omega_{tT}\}$ and $\{\lambda_t\}$, as in the Brownian case:

$$B_t = \frac{1}{P_{0t}} \exp \left(- \int_0^t \Omega_{st} dX_s + \int_0^t \psi(\Omega_{st} - \lambda_s) ds - \int_0^t \psi(-\lambda_s) ds \right). \quad (25)$$

Inserting the expression for the money market account back into the bond price, we obtain:

$$P_{tT} = P_{0tT} \frac{\exp \left(\int_0^t (\Omega_{sT} - \lambda_s) dX_s - \int_0^t \psi(\Omega_{sT} - \lambda_s) ds \right)}{\exp \left(\int_0^t (\Omega_{st} - \lambda_s) dX_s - \int_0^t \psi(\Omega_{st} - \lambda_s) ds \right)}, \quad (26)$$

where $P_{0tT} = P_{0T}/P_{0t}$. If we substitute the expression for the money market account back into equation (21), and simplify the result, we deduce the following:

Proposition 1. *The pricing kernel in a Lévy interest rate model can be expressed in terms of the initial term structure $\{P_{0t}\}$, the bond volatility $\{\Omega_{tT}\}$, and the risk aversion $\{\lambda_t\}$ as:*

$$\pi_t = P_{0t} \exp \left(\int_0^t (\Omega_{st} - \lambda_s) dX_s - \int_0^t \psi(\Omega_{st} - \lambda_s) ds \right). \quad (27)$$

This result offers one a rather general method for modelling an arbitrage-free interest rate system in the physical measure when there are jumps. In particular, if we model the volatility structure and the risk aversion exogenously, and specify the initial term structure, then we determine the pricing kernel, the discount bond system, and the money market account. In practice, as in the Brownian case, the volatility structure and the risk aversion process can be modelled parametrically, up to some undetermined functional degrees of freedom, to be fixed by calibration to the prices of market instruments at time zero. Indeed, one could treat the Lévy exponent itself as part of the “functional freedom” of the model.

One can also consider an extension of the FH models to the Lévy category as a basis for representing the pricing kernel. We shall construct the required martingale families from the Esscher martingales associated with various Lévy processes. Thus we fix a probability space $(\Omega, \mathcal{F}, \mathbb{P})$ and a Lévy process $\{X_t\}_{t \geq 0}$ admitting exponential moments as before, and for a suitable deterministic function $\{\phi_t\}_{t \geq 0}$ we define a martingale family $\{M_{ts}\}$ by setting

$$M_{ts} = \frac{e^{\phi_s X_t}}{\mathbb{E}[e^{\phi_s X_t}]}. \quad (28)$$

We note that $M_{ts} > 0$ and $M_{0s} = 1$. We require that $\phi_s \in A$ for all $t \geq 0$. By making various choices for $\{X_t\}$ we are thus able to generate a variety of interest rate models, each with some functional freedom given by the choice of $\{\phi_t\}$. In the general setting, both $\{\phi_s\}$ and $\{X_t\}$

are vectorial, and the components of $\{X_t\}$ are independent processes. For the present we look at one-dimensional models. In Section IV we consider first the case of a geometric Brownian motion (GBM) family. In this instance there are of course no jumps, but the calculations involved are indicative of the more general case, and are of some interest in their own right. Expressions are derived for discount bonds, the short rate, the bond volatility, and the risk aversion. In Section V we establish necessary and sufficient conditions on $\{\phi_t\}$ to ensure the positivity of the risk premium in the case of the GBM family, and in Section VI we solve the associated option pricing problem. In Sections VII, VIII, and IX we proceed to construct models based on the Esscher martingale families associated with jump-diffusion processes, gamma processes, and variance-gamma processes, and to examine their properties.

IV. GBM FAMILY

Writing $\{W_t\}_{t \geq 0}$ for a standard Brownian motion, we obtain a geometric Lévy martingale family of the form

$$M_{ts} = \exp\left(\phi_s W_t - \frac{1}{2}\phi_s^2 t\right) \quad (29)$$

for $0 \leq t \leq s$. This leads to the following system of discount bond prices:

$$P_{tT} = \frac{\int_T^\infty \rho_s \exp(\phi_s W_t - \frac{1}{2}\phi_s^2 t) ds}{\int_t^\infty \rho_s \exp(\phi_s W_t - \frac{1}{2}\phi_s^2 t) ds} \quad (30)$$

for $0 \leq t \leq T < \infty$ (cf. Brody & Friedman 2009). The function $\{\rho_t\}_{t \geq 0}$ denotes the initial “term-structure density” (Brody & Hughston 2001), and is given by $\rho_t = -\partial_t P_{0t}$. We make note of the fact that if the initial interest rates are positive and if $\lim_{t \rightarrow \infty} P_{0t} = 0$, then $\{\rho_t\}$ fulfils the requirements of a density function: namely, that $\rho_s > 0$ for $s \geq 0$, and that

$$\int_0^\infty \rho_s ds = 1. \quad (31)$$

By use of the relation $r_t = -\lim_{s \rightarrow t} \partial_t P_{st}$ it follows that the short rate is of the form

$$r_t = \frac{\rho_t \exp(\phi_t W_t - \frac{1}{2}\phi_t^2 t)}{\int_t^\infty \rho_s \exp(\phi_s W_t - \frac{1}{2}\phi_s^2 t) ds}. \quad (32)$$

Simulations of the bond price (30) and the short rate (32) are presented in Figure 1. We note that $\{r_t\}$ need not in general be bounded from above. Some rational term-structure models, such as the rational lognormal model (Flesaker & Hughston 1996), and the separable second-chaos models (Hughston & Rafailidis 2005) have bounded interest rates. See Cairns (2004) for further discussion on this point. By an application of Ito’s lemma to equation (30), we deduce that the dynamical equation of the bond price system is given by

$$\frac{dP_{tT}}{P_{tT}} = (r_t - \Phi_{tt}(\Phi_{tT} - \Phi_{tt})) dt + (\Phi_{tT} - \Phi_{tt}) dW_t, \quad (33)$$

where

$$\Phi_{tT} = \frac{\int_T^\infty \phi_s \rho_s \exp(\phi_s W_t - \frac{1}{2}\phi_s^2 t) ds}{\int_T^\infty \rho_s \exp(\phi_s W_t - \frac{1}{2}\phi_s^2 t) ds}, \quad (34)$$

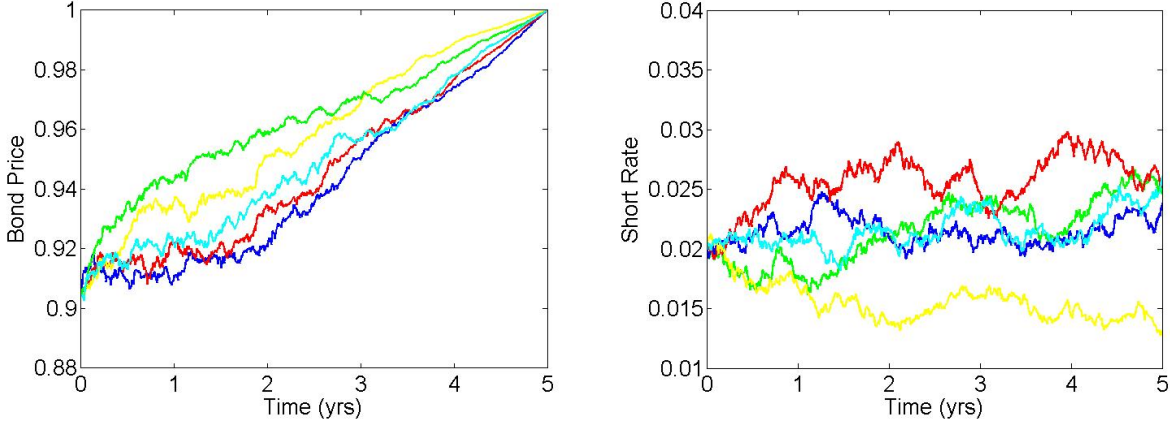


FIG. 1: *GBM family*. Simulations of the bond price process (30) and the short rate process (32) in a rational term-structure model with a parametric martingale family based on a geometric Brownian motion. The bond maturity is five years, the initial term structure is assumed to be flat so that $P_{0t} = e^{-0.02t}$, and we set $\phi_s = 0.3e^{-0.02s}$.

and $\Phi_{tt} = \lim_{s \rightarrow t} \Phi_{st}$. We note that the bond volatility is of the form $\Omega_{tT} = \Phi_{tT} - \Phi_{tt}$, and that the market price of risk is given by $\lambda_t = -\Phi_{tt}$. The bond volatility and the market price of risk together give us the risk premium associated with an investment in a discount bond:

$$\lambda_t \Omega_{tT} = \Phi_{tt} (\Phi_{tt} - \Phi_{tT}). \quad (35)$$

Since $\{\Omega_{tT}\}$ and $\{\lambda_t\}$ are determined by $\{\Phi_{tT}\}$, which in turn is determined by $\{\rho_t\}$ and $\{\phi_t\}$ via (34), we conclude that the model is fully characterised by the specification of the initial term structure $\{\rho_t\}$ and the martingale volatility structure $\{\phi_t\}$. It is worth remarking that even if the volatility $\{\phi_t\}$ of the martingale family (29) is deterministic, both the bond price and the short rate exhibit nontrivial stochastic dynamics.

V. POSITIVITY OF RISK PREMIUM IN THE GBM FAMILY

In the case of a volatility-based representation for the pricing kernel we were able to identify the condition for the positivity of the excess rate of return above the short rate. That is, we require that $R(\lambda_t, \Omega_{tT}) > 0$, where $R(\lambda, \sigma)$ is defined by (23), and this can be satisfied if we specify exogenously that the risk aversion and the volatility are positive. In the case of an FH model, it is not immediately apparent from expression (35) for the excess rate of return that the required conditions are satisfied. Since $\{\rho_t\}$ is fixed by the initial term structure, the relevant condition for the positivity of the excess rate of return must be imposed on the choice of the functional model parameter $\{\phi_t\}$. We shall establish necessary and sufficient conditions on $\{\phi_t\}$ such that $\lambda_t \Omega_{tT} > 0$.

Proposition 2. *In an FH model based on a GBM family with functional model parameter $\{\phi_t\}$, a sufficient condition to ensure that the risk premium is positive is that either $\{\phi_t\}$ should be positive and decreasing, or that $\{\phi_t\}$ should be negative and increasing.*

Proof. Suppose that ϕ_s is positive for all $s \geq 0$. Then it follows from (34) that Φ_{tt} is positive. Differentiating (34) with respect to T we obtain

$$\partial_T \Phi_{tT} = f_{tT} (\Phi_{tT} - \phi_T), \quad (36)$$

where

$$f_{tT} = \frac{\rho_T \exp(\phi_T W_t - \frac{1}{2} \phi_T^2 t)}{\int_T^\infty \rho_s \exp(\phi_s W_t - \frac{1}{2} \phi_s^2 t) ds} \quad (37)$$

is the instantaneous forward rate defined as usual by $f_{tT} = -\partial_T \ln P_{tT}$, which is positive in any FH model. Next we observe that (34) can be written in the form

$$\Phi_{tT} = \int_T^\infty \phi_s \mu_{tT}(s) ds, \quad (38)$$

where

$$\mu_{tT}(s) = \frac{\rho_s \exp(\phi_s W_t - \frac{1}{2} \phi_s^2 t)}{\int_T^\infty \rho_s \exp(\phi_s W_t - \frac{1}{2} \phi_s^2 t) ds}. \quad (39)$$

Note that $\mu_{tT}(s)$ is positive and that

$$\int_T^\infty \mu_{tT}(s) ds = 1. \quad (40)$$

Thus, according to (38), Φ_{tT} is a weighted average of the values of ϕ_s for s greater than or equal to T . It follows that if ϕ_s is decreasing as a function of s , then $\Phi_{tT} < \phi_T$, for $0 < t < T$. This in turn implies, by use of (36), that $\partial_T \Phi_{tT} < 0$, and hence by (35) that the risk premium is positive. A similar argument shows that if ϕ_s is negative and increasing for $s \geq 0$, then the risk premium is positive. \square

Proposition 3. *In an FH model based on a GBM family with functional model parameter $\{\phi_t\}$, assume that for any admissible initial term-structure density $\{\rho_t\}$ the risk premium is positive. Then $\{\phi_t\}$ must be either positive and decreasing, or negative and increasing.*

Proof. If $\Phi_{tt}(\Phi_{tt} - \Phi_{tT}) > 0$, then either (i) $\Phi_{tt} > 0$ and $\Phi_{tT} - \Phi_{tt} < 0$ holds; or (ii) $\Phi_{tt} < 0$ and $\Phi_{tT} - \Phi_{tt} > 0$ holds. Assume that (ii) holds. Let us define a random probability measure $\mu_t(s)$ by setting $\mu_t(s) = \mu_{tt}(s)$ where $\mu_{tT}(s)$ is defined in (39). Note that $\{\mu_t(s)\}_{s \geq t}$ has the property that $\mu_0(s) = \rho_s$. We can then express the condition $\Phi_{tt} < 0$ in the form

$$\int_t^\infty \phi_s \mu_t(s) ds < 0, \quad (41)$$

which must hold for all $0 \leq t < T \leq \infty$. Specifically, at $t = 0$ we have

$$\int_0^\infty \phi_s \rho_s ds < 0. \quad (42)$$

Since this has to hold for an arbitrary density ρ_s , it has to hold, in particular, for the limiting case of a delta function $\rho_s = \delta(s - t)$ for any $t > 0$. It follows that ϕ_s must be negative for

all $s \geq 0$. Next we observe that since $\Phi_{tT} - \Phi_{tt} > 0$ holds by assumption, the fact that this inequality must hold, in particular, for T slightly greater than t implies that

$$\left. \frac{\partial \Phi_{tT}}{\partial T} \right|_{T=t} > 0 \quad (43)$$

for all $t \geq 0$. By (36) and the fact that the instantaneous forward rates are positive, we deduce that $\Phi_{tt} > \phi_t$ for all $t \geq 0$. Therefore, we obtain

$$\int_t^\infty \phi_s \mu_t(s) ds > \phi_t \quad (44)$$

for all $t \geq 0$. Now letting $\rho_s = \delta(s - u)$ for any $u > t$, we deduce that $\phi_u > \phi_t$. Similar arguments can be used in the case where (i) $\Phi_{tt} > 0$ and $\Phi_{tT} - \Phi_{tt} < 0$ holds. \square

VI. OPTION PRICING IN THE GBM CASE

We consider the option pricing problem in the case of the geometric Brownian motion family. First we discuss the problem of option pricing in a general Lévy model, and then we specialise to the Brownian case. The price at time 0 of a European call option expiring at time t , with strike price K , on a discount bond maturing at time T , is given by

$$C_{0t} = \mathbb{E}[\pi_t(P_{tT} - K)^+]. \quad (45)$$

We assume that $0 < K < 1$. By use of (12) it follows that

$$C_{0t} = \mathbb{E}[(\mathbb{E}_t[\pi_T] - K\pi_t)^+], \quad (46)$$

and hence by (16) we have

$$C_{0t} = \mathbb{E} \left[\left(\int_T^\infty \rho_s M_{ts} ds - K \int_t^\infty \rho_s M_{ts} ds \right)^+ \right]. \quad (47)$$

Recall that the martingale family appearing in (47) takes the form

$$M_{ts} = \exp(\phi_s X_t - \psi(\phi_s)t). \quad (48)$$

For an option price in the general setting we thus obtain

$$C_{0t} = \mathbb{E} \left[\left(\int_T^\infty \rho_s e^{\phi_s X_t - \psi(\phi_s)t} ds - K \int_t^\infty \rho_s e^{\phi_s X_t - \psi(\phi_s)t} ds \right)^+ \right]. \quad (49)$$

We observe that if $\{\phi_s\}$ is decreasing in s , then the function $P(t, T, \xi)$ defined by

$$P(t, T, \xi) = \frac{\int_T^\infty \rho_s \exp(\phi_s \xi - \psi(\phi_s)t) ds}{\int_t^\infty \rho_s \exp(\phi_s \xi - \psi(\phi_s)t) ds} \quad (50)$$

is decreasing in the variable ξ . The argument is as follows. A short calculation shows that

$$\frac{\partial \ln P(t, T, \xi)}{\partial \xi} = \Phi_{tT}(\xi) - \Phi_{tt}(\xi), \quad (51)$$

where the function $\Phi_{tT}(\xi)$ is defined by

$$\Phi_{tT}(\xi) = \frac{\int_T^\infty \phi_s \rho_s \exp(\phi_s \xi - \psi(\phi_s)t) ds}{\int_T^\infty \rho_s \exp(\phi_s \xi - \psi(\phi_s)t) ds}. \quad (52)$$

We observe that if $\{\phi_s\}$ is decreasing then

$$\frac{\partial \Phi_{tT}(\xi)}{\partial T} < 0. \quad (53)$$

This follows from the fact that

$$\frac{\partial \Phi_{tT}(\xi)}{\partial T} = f_{tT}(\xi) (\Phi_{tT}(\xi) - \phi_T), \quad (54)$$

where

$$f_{tT}(\xi) = \frac{\rho_T \exp(\phi_T \xi - \psi(\phi_T)t)}{\int_T^\infty \rho_s \exp(\phi_s \xi - \psi(\phi_s)t) ds}. \quad (55)$$

We note that $\Phi_{tT}(\xi)$ is for each value of ξ a weighted average of ϕ_s for $s \geq T$. Thus, if ϕ_s is decreasing, then the right-hand side of equation (54) is negative. If the right-hand side of (54) is positive (*resp.* negative) then (51) is positive (*resp.* negative). It follows that if ϕ_s is decreasing in s , then $P(t, T, \xi)$ is decreasing in ξ , as claimed. A similar argument shows that if ϕ_s is increasing in s for all $s \geq 0$ then $P(t, T, \xi)$ is increasing in ξ .

Let us assume now that $P(t, T, \xi)$ is monotonic in ξ , and write $P^+(t, T)$ and $P^-(t, T)$ for the upper and lower extremal values of $P(t, T, \xi)$ as ξ varies. Then for any K in the range $[P^-(t, T), P^+(t, T)]$ we can find a number ξ^* such that

$$P(t, T, \xi^*) = K. \quad (56)$$

This enables us to truncate the expectation in (49) at the point where the maximum function becomes nonpositive. The price of an option in the general Lévy case then takes the form

$$C_{0t} = \int_T^\infty \rho_s m_{ts} ds - K \int_t^\infty \rho_s m_{ts} ds, \quad (57)$$

where

$$m_{ts} = \mathbb{E} \left[\Theta \left(\int_T^\infty \rho_s M_{ts} ds - K \int_t^\infty \rho_s M_{ts} ds \right) M_{ts} \right], \quad (58)$$

and Θ is the Heaviside function. In particular, when the underlying Lévy martingale is a geometric Brownian motion, and $\{\phi_s\}$ is positive and decreasing, the option price simplifies to the following expression:

$$C_{0t} = \int_T^\infty \rho_s N \left(\frac{\xi^*}{\sqrt{t}} - \phi_s \sqrt{t} \right) ds - K \int_t^\infty \rho_s N \left(\frac{\xi^*}{\sqrt{t}} - \phi_s \sqrt{t} \right) ds, \quad (59)$$

where $N(x)$ denotes the normal distribution function. We remark that when $\{\phi_t\}$ is a strictly monotonic function the resulting discount bond prices and interest rates are Markovian. This is because the functions $P(t, T, \xi)$ and $f_{tT}(\xi)$ are monotonic functions of ξ , and $P_{tT} = P(t, T, X_t)$ and $f_{tT} = f_{tT}(X_t)$.

VII. GEOMETRIC JUMP-DIFFUSION FAMILY

Merton (1976) extended the Black-Scholes option-pricing theory to include equity prices driven by a jump-diffusion process. In term-structure modelling it is also desirable to incorporate both jump risk and diffusion risk. For simplicity we focus on the case of normally distributed jump sizes. We introduce a Poisson process $\{N_t\}_{t \geq 0}$, with rate parameter λ , to represent the number of jumps occurring by time t . The size of the i^{th} jump is modelled by a random variable J_i . Jump sizes are independent and identically distributed random variables, each such that $J_i \sim N(\mu, \delta^2)$. If the diffusion component is driven by an independent Brownian motion $\{W_t\}$, we obtain an expression for the bond price as follows. Writing $\{J_t\}$ for the compound Poisson process defined by

$$J_t = \sum_{i=1}^{N_t} J_i, \quad (60)$$

and introducing a single functional degree of freedom ϕ_s , by use of (28) we obtain a geometric martingale family of the form

$$M_{ts} = \exp \left(\phi_s(W_t + J_t) - \frac{1}{2}\phi_s^2 t - \lambda t(e^{\phi_s \mu + \frac{1}{2}\phi_s^2 \delta^2} - 1) \right). \quad (61)$$

This leads to the following discount bond price:

$$P_{tT} = \frac{\int_T^\infty \rho_s \exp \left(\phi_s(W_t + J_t) - \frac{1}{2}\phi_s^2 t - \lambda t(e^{\phi_s \mu + \frac{1}{2}\phi_s^2 \delta^2} - 1) \right) ds}{\int_t^\infty \rho_s \exp \left(\phi_s(W_t + J_t) - \frac{1}{2}\phi_s^2 t - \lambda t(e^{\phi_s \mu + \frac{1}{2}\phi_s^2 \delta^2} - 1) \right) ds}, \quad (62)$$

and for the short rate we have

$$r_t = \frac{\rho_t \exp \left(\phi_t(W_t + J_t) - \frac{1}{2}\phi_t^2 t - \lambda t(e^{\phi_t \mu + \frac{1}{2}\phi_t^2 \delta^2} - 1) \right)}{\int_t^\infty \rho_s \exp \left(\phi_s(W_t + J_t) - \frac{1}{2}\phi_s^2 t - \lambda t(e^{\phi_s \mu + \frac{1}{2}\phi_s^2 \delta^2} - 1) \right) ds}. \quad (63)$$

Sample paths of the bond price (62) and the short rate (63) are simulated in Figure 2. In Merton (1976) a key idea used to price options is the notion that idiosyncratic risk can be modelled with a return equal to the risk-free rate. In Merton's model it is assumed that the jump risk is purely idiosyncratic and can be diversified away by holding a suitably broad portfolio. In our model jump risk is being priced. The resulting risk premium is implicit in the choice of pricing kernel, and is determined by the functional model parameter $\{\phi_t\}$.

To derive an expression for the price of a call option with strike K , we need to evaluate the expectation in (49). By use of the tower property of conditional expectation we condition on the number of Poisson jumps N_t to obtain

$$C_{0t} = \mathbb{E} \left[\mathbb{E} \left[\left(\int_T^\infty \rho_s M_{ts} ds - K \int_t^\infty \rho_s M_{ts} ds \right)^+ \middle| N_t \right] \right]. \quad (64)$$

Our task is first to compute the conditional expectation, which is essentially Gaussian, and then the unconditional expectation, which is an expectation over the Poisson randomness.

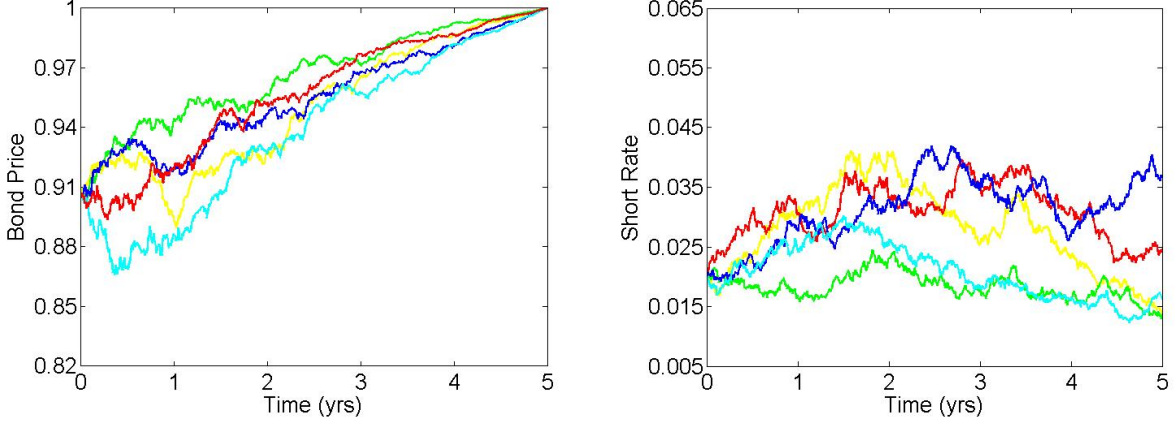


FIG. 2: *Jump-diffusion family*. Simulations of the bond price (62) and the short rate (63) in a rational term-structure model with a parametric martingale family based on a geometric jump-diffusion process. The bond maturity is five years, the initial term structure is given by $P_{0t} = e^{-0.02t}$, and we set $\phi_s = 0.3e^{-0.02s}$. The rate parameter of the Poisson process is $\lambda = 20$. The jump sizes have mean $\mu = 0$, and standard deviation $\delta = 0.09$.

As we have shown in the previous section, if $\{\phi_s\}$ is decreasing for $s \geq 0$ then we can find a number ξ^* such that $P(t, T, \xi^*) = K$, where

$$P(t, T, \xi) = \frac{\int_t^\infty \rho_s \exp\left(\phi_s \xi - \frac{1}{2}\phi_s^2 t - \lambda t(e^{\phi_s \mu + \frac{1}{2}\phi_s^2 \delta^2} - 1)\right) ds}{\int_t^\infty \rho_s \exp\left(\phi_s \xi - \frac{1}{2}\phi_s^2 t - \lambda t(e^{\phi_s \mu + \frac{1}{2}\phi_s^2 \delta^2} - 1)\right) ds}. \quad (65)$$

Hence, after a calculation, we are able to deduce that the price of a call option in the case of a geometric jump-diffusion martingale family is given by

$$C_{0t} = \sum_{n=0}^{\infty} \left(\int_T^\infty \frac{e^{-\Lambda(s)t} (\Lambda(s)t)^n}{n!} \rho_s N\left(\frac{\xi^* - n\mu}{v_n(t)} - \phi_s v_n(t)\right) ds - K \int_t^\infty \frac{e^{-\Lambda(s)t} (\Lambda(s)t)^n}{n!} \rho_s N\left(\frac{\xi^* - n\mu}{v_n(t)} - \phi_s v_n(t)\right) ds \right), \quad (66)$$

where $\Lambda(s) = \lambda \exp(\phi_s \mu - \frac{1}{2}\phi_s^2 \delta^2)$ and $v_n(t)^2 = t + n\delta^2$.

VIII. GEOMETRIC GAMMA FAMILY

We begin with a brief review of the theory of the gamma processes. Let α and β be positive constants. By a gamma process with growth rate α and variance rate β^2 we mean a process $\{\gamma_t\}_{t \geq 0}$ with independent increments such that $\gamma_0 = 0$ and such that γ_t has a gamma distribution with mean αt and variance $\beta^2 t$. Writing $m = \alpha^2/\beta^2$ and $\kappa = \beta^2/\alpha$, we have $\alpha = \kappa m$ and $\beta^2 = \kappa^2 m$. The density of γ_t is then given by

$$\mathbb{P}(\gamma_t \in du) = \frac{u^{mt-1} e^{-u/\kappa}}{\kappa^{mt} \Gamma(mt)} du \quad (67)$$

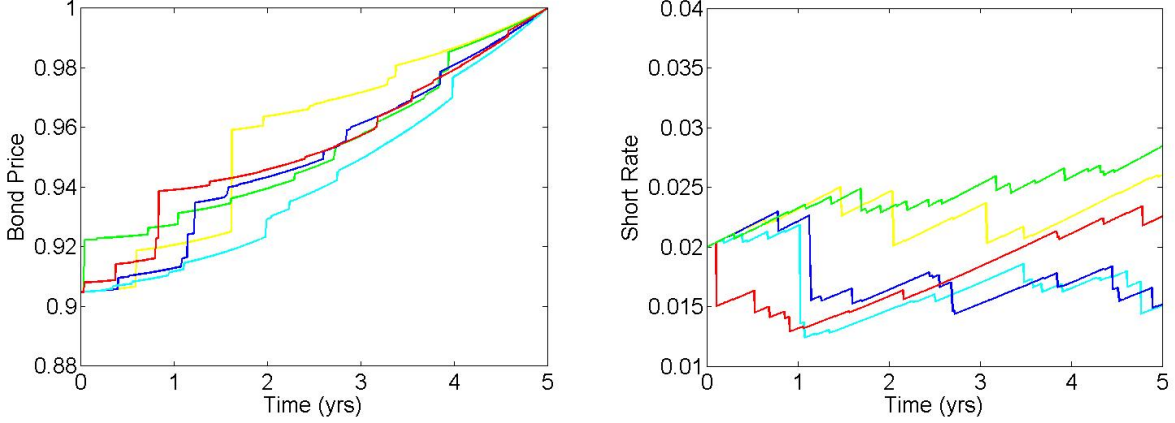


FIG. 3: *Gamma family* Simulations of the bond price (71) and the short rate (72) in a rational term-structure model with a parametric martingale family based on a geometric gamma process. The bond maturity is five years, the initial term structure is given by $P_{0t} = e^{-0.02t}$, and we set $\phi_s = -e^{-0.02s}$. The rate parameter of the underlying gamma process is $m = 1$ and the scale parameter is $\kappa = 0.5$.

for $u > 0$. Here $\Gamma(a)$ is the standard gamma function, which for $a > 0$ is defined by

$$\Gamma(a) = \int_0^\infty u^{a-1} e^{-u} du. \quad (68)$$

A calculation shows that for $\lambda > -\kappa^{-1}$ the moment generating function of γ_t is given by

$$\mathbb{E}[e^{-\lambda\gamma_t}] = (1 + \kappa\lambda)^{-mt}, \quad (69)$$

from which it follows that $\mathbb{E}[\gamma_t] = \kappa mt$ and $\text{var}[\gamma_t] = \kappa^2 mt$. The exponential martingale associated with $\{\gamma_t\}$ is given by $(1 + \kappa\lambda)^{mt} e^{-\lambda\gamma_t}$. See Schoutens (2003), Cont & Tankov (2004), Yor (2007), and Brody *et al.* (2008) for further details of the gamma process.

Now fix m and κ , let the function $\{\phi_s\}$ satisfy $\phi_s < \kappa^{-1}$ for $s \geq 0$, and define a one-parameter family of positive martingales $\{M_{ts}\}$ by setting

$$M_{ts} = (1 - \kappa\phi_s)^{mt} e^{\phi_s\gamma_t}. \quad (70)$$

Writing $\{\rho_s\}$ as before for the initial term structure density, we obtain from equation (16) the following expression for the discount bond prices:

$$P_{tT} = \frac{\int_t^\infty \rho_s (1 - \phi_s \kappa)^{mt} e^{\phi_s \gamma_t} ds}{\int_t^\infty \rho_s (1 - \phi_s \kappa)^{mt} e^{\phi_s \gamma_t} ds}, \quad (71)$$

and for the associated short rate we have

$$r_t = \frac{\rho_t (1 - \phi_t \kappa)^{mt} e^{\phi_t \gamma_t}}{\int_t^\infty \rho_s (1 - \phi_s \kappa)^{mt} e^{\phi_s \gamma_t} ds}. \quad (72)$$

Sample paths associated with the bond price and the short rate are shown in Figure 3. Since a gamma process only has upward jumps, and since the bond price is an increasing function

of the underlying Lévy process when $\{\phi_s\}$ is (negative and) increasing, we find that jumps in $\{\gamma_t\}$ induce downward jumps in the short rate process, as is evident from the simulation.

In the geometric gamma model we can obtain a semi-analytical expression for the price of a European style call option with strike price K . As in previous sections we know that if $\{\phi_s\}$ is negative and increasing for $s \geq 0$ then we can find a ξ^* such that $P(t, T, \xi^*) = K$, where in this case we define

$$P(t, T, \xi) = \frac{\int_T^\infty \rho_s (1 - \phi_s \kappa)^{mt} e^{\phi_s \xi} ds}{\int_t^\infty \rho_s (1 - \phi_s \kappa)^{mt} e^{\phi_s \xi} ds}. \quad (73)$$

We deduce, using (49), that the price of the call option is given by

$$C_{0t} = \int_T^\infty \rho_s \Gamma(mt, \xi^* (\kappa^{-1} - \phi_s)) ds - K \int_t^\infty \rho_s \Gamma(mt, \xi^* (\kappa^{-1} - \phi_s)) ds. \quad (74)$$

Here we have written

$$\Gamma(a, x) = \int_x^\infty \frac{u^{a-1} e^{-u}}{\Gamma(a)} du \quad (75)$$

for the upper incomplete gamma function.

IX. GEOMETRIC VG FAMILY

A more sophisticated model can be constructed if the underlying Lévy process is taken to be of the variance gamma (VG) type. The VG process was introduced in the finance literature by Madan & Seneta (1990), and since then has been studied by a number of authors (see, e.g., Madan *et al.* 1998). It will be useful for our purposes to begin with a brief exposition of the theory of the VG process, treating it in a manner consistent with our earlier discussion of the gamma process. Let $\{\gamma_{1,t}\}_{t \geq 0}$ and $\{\gamma_{2,t}\}_{t \geq 0}$ be a pair of independent gamma processes, each with scale parameter unity and rate parameter m . Thus $\mathbb{E}[\gamma_{1,t}] = mt$ and $\text{var}[\gamma_{1,t}] = mt$, and similarly for $\{\gamma_{2,t}\}$. Now let κ_1, κ_2 be a pair of nonnegative constants and set

$$U_t = \kappa_1 \gamma_{1,t} - \kappa_2 \gamma_{2,t}. \quad (76)$$

To investigate the properties of the process thus defined we calculate the moment generating function of U_t . The result is:

$$\mathbb{E} [e^{\lambda(\kappa_1 \gamma_{1,t} - \kappa_2 \gamma_{2,t})}] = (1 - \kappa_1 \lambda)^{-mt} (1 + \kappa_2 \lambda)^{-mt} = (1 - (\kappa_1 - \kappa_2) \lambda - \kappa_1 \kappa_2 \lambda^2)^{-mt}, \quad (77)$$

for λ in a suitable range. We claim that $\{U_t\}$ is identical in law to a process of the form

$$V_t = \mu \Gamma_t + \sigma W_{\Gamma_t}, \quad (78)$$

where μ and σ are constants, where $\{\Gamma_t\}_{t \geq 0}$ is a scaled gamma process satisfying $\mathbb{E}[\Gamma_t] = t$, and where $\{W_{\Gamma_t}\}_{t \geq 0}$ represents the subordination of a standard Brownian motion by $\{\Gamma_t\}$. We shall refer to $\{V_t\}$ as a drifted VG process. To see the relation between $\{U_t\}$ and $\{V_t\}$ we calculate the moment generating function of V_t to obtain

$$\mathbb{E} [e^{\lambda(\mu \Gamma_t + \sigma W_{\Gamma_t})}] = (1 - \kappa_\Gamma \mu \lambda - \frac{1}{2} \kappa_\Gamma \sigma^2 \lambda^2)^{-m_\Gamma t}. \quad (79)$$

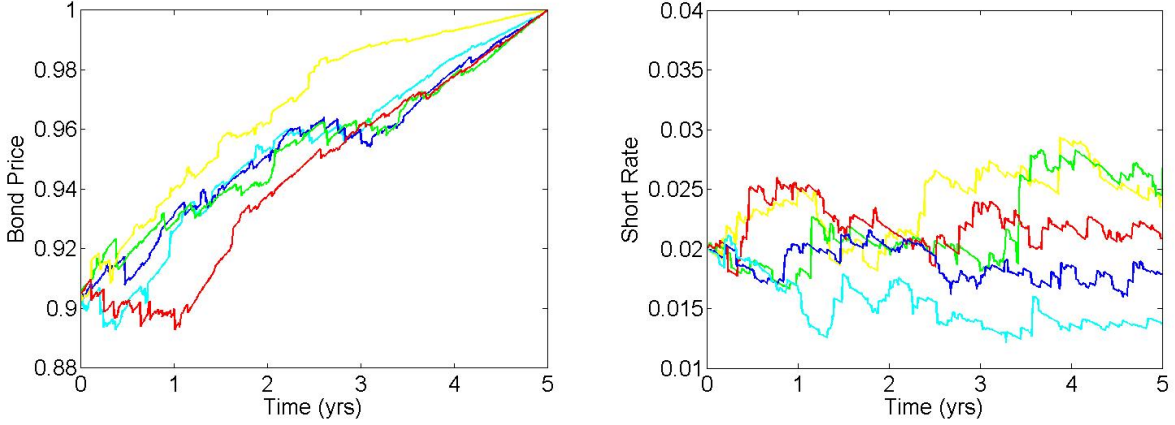


FIG. 4: *VG family*. Simulations of the bond price (82) and the short rate (83) in a rational term-structure model with a parametric martingale family based on a geometric variance gamma process. The bond maturity is five years, the initial term structure is given by $P_{0t} = e^{-0.02t}$, and we set $\phi_s = e^{-0.02s}$. The parameters of the VG process are $\mu = 0.5$, $\sigma = 0.3$, and $m = 5$.

Here κ_Γ is the scale parameter of $\{\Gamma_t\}$ and m_Γ is the rate parameter of $\{\Gamma_t\}$. We observe that (77) and (79) take the same form if $m_\Gamma = m$. The two moment generating functions can then be identified if we set $\kappa_\Gamma \mu = \kappa_1 - \kappa_2$ and $\frac{1}{2} \kappa_\Gamma \sigma^2 = \kappa_1 \kappa_2$. Next we impose the normalisation $\mathbb{E}[\Gamma_t] = t$, which implies $\kappa_\Gamma m_\Gamma = 1$. This allows us to express μ and σ in terms of κ_1 , κ_2 , and m . We find that $\mu = (\kappa_1 - \kappa_2)m$ and $\sigma^2 = 2\kappa_1 \kappa_2 m$, and hence

$$\kappa_1 = \frac{1}{2m} \left(\mu + \sqrt{\mu^2 + 2\sigma^2 m} \right) \quad \text{and} \quad \kappa_2 = \frac{1}{2m} \left(-\mu + \sqrt{\mu^2 + 2\sigma^2 m} \right). \quad (80)$$

Since $\{U_t\}$ and $\{V_t\}$ are Lévy processes, the fact that the moment generating functions agree is sufficient to ensure that the processes are identical in law. The theory of the VG process thus outlined is consistent with that of Madan *et al.* (1998). The parametrisation that we have chosen is for our purposes more transparent. In particular, the limiting cases where $\kappa_1 = 0$ or $\kappa_2 = 0$ are incorporated. We define a family of positive martingales by setting

$$M_{ts} = \left(1 - \frac{\mu}{m} \phi_s - \frac{\sigma^2}{2m} \phi_s^2 \right)^{mt} e^{\phi_s V_t}. \quad (81)$$

Then, using equation (16), we deduce that the bond price takes the form

$$P_{tT} = \frac{\int_t^\infty \rho_s \left(1 - \frac{\mu}{m} \phi_s - \frac{\sigma^2}{2m} \phi_s^2 \right)^{mt} e^{\phi_s V_t} ds}{\int_t^\infty \rho_s \left(1 - \frac{\mu}{m} \phi_s - \frac{\sigma^2}{2m} \phi_s^2 \right)^{mt} e^{\phi_s V_t} ds}, \quad (82)$$

and that the associated short rate is given by

$$r_t = \frac{\rho_t \left(1 - \frac{\mu}{m} \phi_t - \frac{\sigma^2}{2m} \phi_t^2 \right)^{mt} e^{\phi_t V_t}}{\int_t^\infty \rho_s \left(1 - \frac{\mu}{m} \phi_s - \frac{\sigma^2}{2m} \phi_s^2 \right)^{mt} e^{\phi_s V_t} ds}. \quad (83)$$

Simulations of the bond price (82) and the short rate (83) are presented in Figure 4.

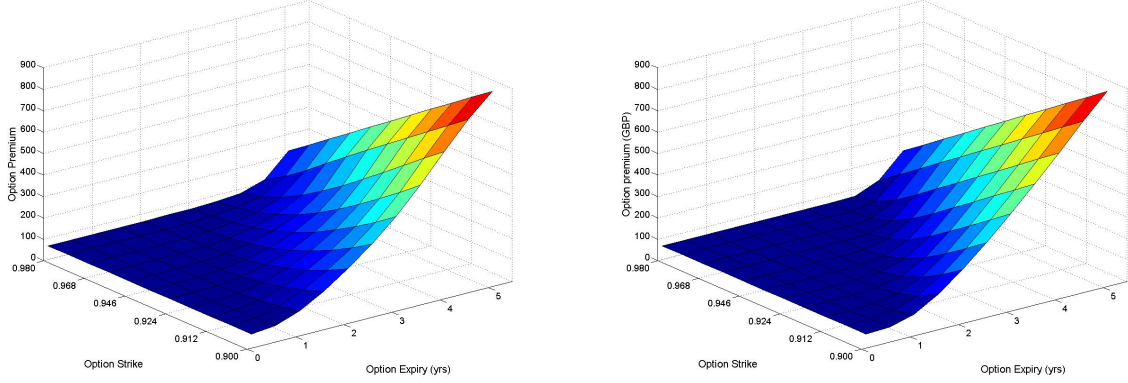


FIG. 5: *Option surfaces.* Simulations of the option price (57) when the underlying term-structure model is based on (left) the geometric jump-diffusion process (61) and (right) the geometric variance gamma process (81). The initial term structure is given by $P_{0t} = e^{-0.03t}$, and we set $\phi_s = e^{-0.02s}$. The rate parameter of the Poisson process is $\lambda = 5$. The jump sizes have mean $\mu = 0$, and standard deviation $\delta = 1$. The parameters of the VG process are $\mu = 0.02$, $\sigma = 0.3$, and $m = 20$.

We proceed to derive the price of a bond option in the setting of the geometric VG martingale family. In the case of a call option with expiry t and strike K on a bond with maturity T , let us consider expression (47), into which we substitute (81). As before, when $\{\phi_s\}$ is decreasing for $s \geq 0$ we are able to find a number ξ^* such that $P(t, T, \xi^*) = K$, where

$$P(t, T, \xi) = \frac{\int_t^\infty \rho_s \left(1 - \frac{\mu}{m} \phi_s - \frac{\sigma^2}{2m} \phi_s^2\right)^{mt} e^{\phi_s \xi} ds}{\int_t^\infty \rho_s \left(1 - \frac{\mu}{m} \phi_s - \frac{\sigma^2}{2m} \phi_s^2\right)^{mt} e^{\phi_s \xi} ds}. \quad (84)$$

In terms of the critical level ξ^* we deduce that the price of the option is given by

$$C_{0t} = \int_T^\infty \rho_s \Psi \left[\frac{\xi^*}{\sigma \Phi(s)}, -\left(\frac{\mu}{\sigma} + \sigma \phi_s\right) \Phi(s), mt \right] ds - K \int_t^\infty \rho_s \Psi \left[\frac{\xi^*}{\sigma \Phi(s)}, -\left(\frac{\mu}{\sigma} + \sigma \phi_s\right) \Phi(s), mt \right] ds, \quad (85)$$

where $\Phi(s) = \left(m - \mu \phi_s - \frac{1}{2} \sigma^2 \phi_s^2\right)^{-\frac{1}{2}}$ and

$$\Psi(a, b, c) = \int_0^\infty N \left(\frac{a}{\sqrt{u}} + b \sqrt{u} \right) \frac{u^{c-1} e^{-u}}{\Gamma(c)} du. \quad (86)$$

In Figure 5 we present examples of price surfaces of European-style call options for the jump-diffusion and VG families of models. The figures each contain one hundred prices computed over a range of strikes and option expiries. The computing times for one-hundred call prices for the Gaussian, jump-diffusion, gamma, and VG families of term-structure models were 6 seconds, 54 seconds, 10 seconds, and 6 seconds, respectively.

Acknowledgments

The authors would like to thank seminar participants at the Imperial College Workshop on Stochastics, Control and Finance, London, April 2010, at the Fifth General Conference on Advanced Mathematical Methods in Finance, Bled, Slovenia, May 2010, at the Fields Institute Workshop on Financial Derivatives and Risk Management, Toronto, May 2010, at the Sixth World Congress of the Bachelier Finance Society, Toronto, June 2010, at the Workshop on Mathematical Finance and Related Issues, Kyoto, September 2010, at the Bank of Japan, Tokyo, September 2010, and at the Department of Economics, Hitotsubashi University, Tokyo, September 2010, for useful comments. L. P. Hughston thanks R. Miura, J. Sekine, and H. Sugita for hospitality. E. Mackie acknowledges support by EPSRC, and thanks A. S. Iqbal and S. Lyons for helpful discussions.

-
- [1] Bjork, T. (2009) *Arbitrage Theory in Continuous Time*, third edition. Oxford University Press.
 - [2] Bjork, T., Di Masi, G., Kabanov, Y., & Runggaldier, W. (1997) Towards a general theory of bond markets. *Finance and Stochastics* **1**, 141-174.
 - [3] Bjork, T., Kabanov, Y. & Runggaldier, W. (1997) Bond market structure in the presence of marked point processes. *Mathematical Finance* **7**, 211-239.
 - [4] Brody, D. C. & Freidman, R. (2009) Information of interest. *Risk Magazine*, December issue, 101-106.
 - [5] Brody, D. C. & Hughston, L. P. (2001) Interest rates and information geometry. *Proc. Roy. Soc. Lond. A* **457**, 1343-1364.
 - [6] Brody, D. C. & Hughston, L. P. (2002) Entropy and information in the interest rate term structure. *Quantitative Finance* **2**, 70-80.
 - [7] Brody, D. C. & Hughston, L. P. (2004) Chaos and coherence: a new framework for interest rate modelling. *Proc. Roy. Soc. Lond. A* **460**, 85-110.
 - [8] Brody, D. C., Hughston, L. P. & Macrina, A. (2008) Dam rain and cumulative gain. *Proc. Roy. Soc. Lond. A* **464**, 1801-1822.
 - [9] Brody, D. C., Hughston, L. P. & Mackie, E. (2011) General theory of geometric Lévy models for dynamic asset pricing. arXiv:1111.2169.
 - [10] Cairns, A. J. G. (2004) *Interest Rate Models: An Introduction*. Princeton University Press.
 - [11] Chan, T. (1999) Pricing contingent claims on stocks driven by Lévy processes. *Annals of Applied Probability* **9**, 504-528.
 - [12] Constantinides, G. M. (1992) A theory of the nominal term structure of interest rates. *Review of Financial Studies* **5**, 531-552.
 - [13] Cont, R. & Tankov, P. (2004) *Financial Modelling with Jump Processes*. Chapman & Hall, London.
 - [14] Cox, S. H. & Martin, J. D. (1983). Abandonment value and capital budgeting under uncertainty. *J. Economics and Business* **35**, 331-341.
 - [15] Cox, J. C., Ingersoll, J. & Ross, S. A. (1985) A theory of the term structure of interest rates. *Econometrica* **53**, 385-407.
 - [16] Dothan, U. & Williams, J. T. (1978). Valuation of assets on a Markov state space. *Economics Letters* **1**, 163-166.

- [17] Duffie, D. (1992) *Dynamic Asset Pricing*. Princeton University Press.
- [18] Eberlein, E. & Jacod, J. (1997) On the range of option prices. *Finance and Stochastics* **1**, 131-140.
- [19] Eberlein, E., Jacod, J. & Raible, S. (2005) Lévy term structure models: No-arbitrage and completeness. *Finance and Stochastics* **1**, 67-88.
- [20] Eberlein, E. & Keller, U. (1995) Hyperbolic distributions in finance. *Bernoulli* **1**, 281-299.
- [21] Eberlein, E. & Kluge, W. (2006a) Exact pricing formulae for caps and swaptions in a Lévy term structure model. *J. Computational Finance* **9**, 99-125.
- [22] Eberlein, E. & Kluge, W. (2006b) Valuation of floating range notes in Lévy term structure models. *Mathematical Finance* **16**, 237-254.
- [23] Eberlein, E. & Kluge, W. (2007) Calibration of Lévy term structure models. In: *Advances in Mathematical Finance, Festschrift Volume in Honour of Dilip Madan*. R. Elliott, M. Fu, R. Jarrow & Ju-Yi Yen (eds.). Birkhäuser, Basel.
- [24] Eberlein, E. & Raible, S. (1999) Term structure models driven by general Lévy processes. *Mathematical Finance* **9**, 31-53.
- [25] Esche, F. & Schweizer, M. (2005) Minimal entropy preserves the Lévy property: how and why. *Stoch. Proc. Appl.* **115** (2), 299-327.
- [26] Filipović, D., Tappe, S. & Teichmann, J. (2010) Term structure models driven by Wiener process and Poisson measures: existence and positivity. *SIAM J. Financial Mathematics* **1**, 523-554.
- [27] Flesaker, B. & Hughston, L. P. (1996) Positive interest. *Risk Magazine* **9**, 46-49; reprinted in *Vasicek and Beyond*, L.P. Hughston (ed), Risk Publications, London (1996); and in *Hedging with Trees: Advances in Pricing and Risk Managing Derivatives* (M. Broadie & P. Glasserman, eds.), Risk Publications, London (1998).
- [28] Flesaker, B. & Hughston, L. P. (1997) International models for interest rates and foreign exchange. *Net Exposure* **3**, 55-79; reprinted in *The New Interest Rate Models*, L. P. Hughston (ed.), Risk Publications, London (2000).
- [29] Flesaker, B. & Hughston, L. P. (1998) Positive interest: An afterword. In *Hedging with Trees*, M Broadie, P Glasserman (eds), London: Risk Publications.
- [30] Garman, M. B. (1976) A general theory of asset valuation under diffusion state processes. Working Paper No. 50, Institute of Business and Economic Research, U. California, Berkeley.
- [31] Gerber, H. U. & Shiu, E. S. W. (1994) Option pricing by Esscher transforms (with discussion). *Transactions of the Society of Actuaries* **46**, 99-191.
- [32] Heath, D., Jarrow, R. & Morton, A. (1992) Bond pricing and the term structure of interest rates: a new methodology for contingent claims valuation. *Econometrica* **60**, 77-105.
- [33] Heston, S. L. (1993) Invisible parameters in option prices. *J. Finance* **48**, 993-947.
- [34] Hubalek, F. & Sgarra, C. (2006) On the Esscher transform and entropy for exponential Lévy models. *Quantitative Finance* **6**, 125-145.
- [35] Hughston, L. P. (2003) The past, present, and future of term structure modelling. Chapter 7 in *Modern Risk Management: A History, introduced by Peter Field*, 107-132. Risk Publications, London.
- [36] Hughston, L. P. & Rafailidis, A. (2005) A chaotic approach to interest rate modelling. *Finance and Stochastics* **9**, 43-65.
- [37] Hunt, P. J. & Kennedy, J. E. (2004) *Financial Derivatives in Theory and Practice*, revised edition. John Wiley & Sons, Chichester.

- [38] Jarrow, R. & Madan, D. B. (1995) Option pricing using the term structure of interest rates to hedge systematic discontinuities in asset returns. *Mathematical Finance* **5**, 311-336.
- [39] Jin, Y. & Glasserman, P. (2001) Equilibrium positive interest rates: a unified view. *Review of Financial Studies* **14**, 187-214.
- [40] Kallsen, J. & Shiryaev, A. N. (2002) The cumulant process and Esscher's change of measure. *Finance and Stochastics* **6** (4), 97-428.
- [41] Madan, D. Carr, P. & Chang, E. C. (1998) The variance gamma process and option pricing. *European Finance Review* **2**, 79-105.
- [42] Madan, D. & Seneta, E. (1990) The variance gamma (V.G.) model for share market returns. *J. Business* **63**, 511-524.
- [43] Madan, D. & Milne, F. (1991) Option pricing with V.G. martingale components. *Mathematical Finance* **1**, 39-55.
- [44] Merton, R. C. (1976) Option pricing when underlying stock returns are discontinuous. *J. Financial Economics* **3**, 125-144.
- [45] Musiela, M. & Rutkowski, M. (2005) *Martingale Methods in Financial Modelling*. Springer-Verlag, Berlin.
- [46] Raible, S. (2000) *Lévy Processes in Finance: Theory, Numerics, and Empirical Facts*, PhD Thesis, University of Freiburg.
- [47] Rogers, L. C. G. (1997) The potential approach to the term structure of interest rates and foreign exchange rates. *Mathematical Finance* **7**, 157-176.
- [48] Ross, S. A. (1978) The current status of the capital asset pricing model (CAPM). *J. Finance* **33**, 885-901.
- [49] Rutkowski, M. (1997) A note on the Flesaker-Hughston model of the term structure of interest rates. *Applied Mathematical Finance* **4**, 151-163.
- [50] Schoutens, W. (2003) *Lévy Processes in Finance: Pricing Financial Derivatives*. Wiley, New York.
- [51] Shirakawa, H. (1991) Interest rate option pricing with Poisson-Gaussian forward rate curve processes. *Mathematical Finance* **1**, 77-94.
- [52] Tsujimoto, T. (2010) *Calibration of the chaotic interest rate model*. PhD thesis, University of St Andrews.
- [53] Ushbayev, A. (2011) private communication.
- [54] Vasicek, O. (1977) An equilibrium characterisation of the term structure. *J. Financial Economics* **5**, 177-188.
- [55] Yor, M. (2007) Some remarkable properties of gamma processes. In: *Advances in Mathematical Finance, Festschrift Volume in Honour of Dilip Madan*. R. Elliott, M. Fu, R. Jarrow & Ju-Yi Yen (eds.). Birkhäuser, Basel.