

Robustness of a perturbed topological phase

Sébastien Dusuel,¹ Michael Kamfor,^{2,3} Román Orús,^{4,5} Kai Phillip Schmidt,² and Julien Vidal³

¹*Lycée Saint-Louis, 44 Boulevard Saint-Michel, 75006 Paris, France*

²*Lehrstuhl für Theoretische Physik I, Otto-Hahn-Straße 4, TU Dortmund, 44221 Dortmund, Germany*

³*Laboratoire de Physique Théorique de la Matière Condensée, CNRS UMR 7600, Université Pierre et Marie Curie, 4 Place Jussieu, 75252 Paris Cedex 05, France*

⁴*School of Mathematics and Physics, The University of Queensland, QLD 4072, Australia*

⁵*Max-Planck-Institut für Quantenoptik, Hans-Kopfermann-Straße 1, 85748 Garching, Germany*

We investigate the stability of the topological phase of the toric code model in the presence of a uniform magnetic field by means of variational and high-order series expansion approaches. We find that when this perturbation is strong enough, the system undergoes a topological phase transition whose first- or second-order nature depends on the field orientation. When this transition is of second order, it is in the Ising universality class except for a special line on which the critical exponent driving the closure of the gap varies continuously, unveiling a new topological universality class.

PACS numbers: 71.10.Pm, 75.10.Jm, 03.65.Vf, 05.30.Pr

Introduction — The concept of topological quantum order was introduced by Wen in the late 1980s, to characterize the chiral spin state supposed to be relevant for high-temperature superconductivity [1]. Since then, it has been shown to be crucial for characterizing different states of matter, among which are fractional quantum Hall states, and it has become the cornerstone of topological quantum computation [2, 3]. Topologically ordered quantum systems are mainly characterized by a ground-state degeneracy which depends on the Euler-Poincaré characteristic. For connected orientable surfaces, this number is directly related to the genus. Topologically ordered states cannot be characterized by local order parameters and thus fail to be described by Landau symmetry-breaking theory. Importantly, this nonlocality often implies anyonic statistics and a robustness of the corresponding system with respect to any local perturbation [2, 4, 5], so that they might be used as reliable quantum memories [6]. However, it has early been realized in the seminal paper of Kitaev [2] that “*Of course, the perturbation should be small enough, or else a phase transition may occur.*”

The main motivation of the present work is precisely to investigate this robustness in the simplest model displaying topological quantum order, namely, the toric code [2], and in the presence of the simplest local perturbation, i.e., a uniform magnetic field. This model, which might be implemented in Josephson junction arrays [7], may indeed be considered as the “Ising model of topological quantum phase transitions” and has already been studied for special directions of the field [8–12] (see also Ref. 13 for a related problem in Wen’s model [14]). Here, we address this problem for an arbitrary field direction and determine the extension of the topological phase originating from the zero-field limit. To compute this phase diagram, one faces several difficulties since (i) the lack of a local order parameter prohibits any field-theoretical

approach to analyze the critical properties and (ii) one can neither perform Monte-Carlo simulations (sign problem) nor reliable exact diagonalizations (only small sizes are available). Consequently, we combine two different techniques. First, we perform high-order series expansion in the small-field limit using perturbative continuous unitary transformations (PCUT) [15] and compute the ground-state energy as well as the low-energy gap. Unfortunately, although such an expansion is very efficient to characterize second-order transitions [11], it cannot locate first-order transitions except in very special situations [12]. Second, we use a variational approach based on infinite projected entangled pair states (iPEPS) [16–18] which is, by contrast, especially sensitive to first-order transitions (see, for instance, Ref. 19). Combining these two methods, we determined the boundaries of the topological phase of the toric code model in an arbitrary uniform magnetic field. The resulting phase diagram displays many interesting features since, depending on the direction of the field, the breakdown of the topological phase may be achieved through a first- or a second-order transition. In the latter case, the universality class is always of Ising type except on a special line where the critical exponent driving the closure of the gap varies continuously.

Model and limiting cases — The Hamiltonian of the toric code in a uniform magnetic field reads

$$H = -J \sum_s A_s - J \sum_p B_p - \mathbf{h} \cdot \sum_i \boldsymbol{\sigma}_i,$$

where $A_s = \prod_{i \in s} \sigma_i^x$ and $B_p = \prod_{i \in p} \sigma_i^z$ (σ_i^α ’s are the usual Pauli matrices). Subscript s (p) refer to sites (plaquettes) of a square lattice and i runs over all bonds where spins are located [2]. Without loss of generality, we restrict our study to $h_\alpha \geq 0$, the spectrum being unchanged under the transformation $h_\alpha \rightarrow -h_\alpha$.

In the zero-field limit, H is exactly solvable since

$[A_s, B_p] = 0$. As shown in Ref. 2, the ground-state degeneracy depends on the surface topology so that the system is topologically ordered. In this limit, the ground-state energy per spin is $e_0 = -J$. Elementary excitations are obtained by acting onto the ground states with σ_i^z (charge excitations) or σ_i^x (flux excitations) operators which locally change the eigenvalues of A_s or B_p . On a torus, only pairs of such elementary excitations can be created so that, in this case, one has an equidistant spectrum with an energy gap $\Delta = 4J$. By contrast, for open boundary conditions, the gap is $\Delta = 2J$ since one can create states with only one charge or only one flux. Charges and fluxes behave individually as hard-core bosons but have mutual anyonic (semionic) statistics [2]. In the opposite limit $J = 0$, the ground state is unique and fully polarized in the field direction whatever the boundary conditions so it is not topologically ordered anymore. It is thus obvious that at least one phase transition occurs between these two limiting cases.

In the presence of the field, A_s 's and B_p 's are no longer conserved so that H is no longer integrable. However, for some special directions of the field, some mappings onto well-known problems exist. In the following and without loss of generality, we set $J = 1/2$.

- $h_y = 0$ – The first simple example is obtained when the field points in the x (or z) direction. In this case, the problem is equivalent to the two-dimensional (2D) transverse-field quantum Ising model [8, 9] which is known to display a second-order transition for $h_x = 0.1642(2)$ [20]. When both x and z components of the field are nonvanishing, the Hamiltonian H is equivalent to the 3D classical \mathbb{Z}_2 gauge Higgs model [10]. In the plane $h_y = 0$, the phase diagram consists of two second-order lines which originate from the Ising points ($h_x = 0$ and $h_z = 0$) and intersect at a multicritical point located at the symmetric point $h_x = h_z = 0.1703(2)$ [11].

- $h_x = h_z = 0$ – When the field points in the y direction, H is self-dual (its spectrum is invariant under the exchange $h_y \leftrightarrow J$). In addition, it is isospectral to the 2D quantum compass model [21] which is also equivalent to that of the Xu-Moore model [22]. In this case, a first-order transition occurs at the point $h_y = J$ [12, 19].

Methods : PCUT and iPEPS — Away from these special directions, no mapping onto existing models is known so far. To analyze the full phase diagram, we have first computed the low-energy spectrum using the PCUT (together with the finite-lattice method [23]) in the small-field limit, which has already been proven to be very efficient in this context [11, 12]. This approach provides a natural description in terms of dressed anyonic quasiparticles in the thermodynamical limit. We focused on the ground-state energy per spin e_0 and the one-quasiparticle gap Δ which have been computed at order 10 and 8, respectively. The lengthy expressions of these quantities can be found in the supplementary material. We emphasize that, at such high orders, e_0 (Δ) is determined

with a relative precision lower than 10^{-3} (10^{-2}) for all directions of the magnetic field and inside the topological phase. Of course, as for any series expansion, such error bars can only be roughly estimated using various resummation schemes (see Ref. 24 for a detailed discussion).

The PCUT method allows us to determine the set of points (h_x, h_y, h_z) where Δ vanishes and hence where there might be a continuous transition. However, we know that for $h_x = h_z = 0$, the transition is first order and thus not detectable by the condition $\Delta = 0$. This is the main reason for using a complementary tool based on a variational approach, the so-called iPEPS algorithm, which also allows to estimate e_0 in the thermodynamic limit with a rather good accuracy [17–19]. The main parameter in this method is the so-called bond dimension D of the PEPS tensors [16–18] which drives the amount of entanglement of the ansatz states.

Our main motivation for choosing such ansatz states is that eigenstates of the toric code (zero-field limit) are described by $D = 2$ PEPS [25] whereas for $J = 0$, eigenstates of H are $D = 1$ (completely separable) states. Obviously, in the large D limit, this variational method gives the exact ground state but, in practice, we have checked that the difference between $D = 2$ and $D = 3$ lies within the error bars of the PCUT calculation so that, for the sake of simplicity, we restrict our analysis to $D = 2$ only. Once the bond parameter is fixed, one still has the freedom to choose different ansatz states. Here, we choose a PEPS structure similar to that proposed in Ref. 17, but we allow four different tensors for the four spins of each elementary plaquette (instead of two in Ref. 17). Such a choice leads to $8D^4 - 1$ variational parameters (instead of $4D^4 - 1$) and thus improves the results. Other technical details of the algorithm have also been adapted to tackle four-spin interactions.

One may argue that in order to capture the topological properties of the ground state in the general case (such as a nontrivial topological entropy [26]), one would need to implement some gauge symmetries in the tensor network ansatz [27]. But, such properties reflect nonlocal features and are not crucial for computing local quantities such as the ground-state energy.

Keeping all these approximations in mind, let us describe the general strategy to determine a transition point and its nature (first or second order). For a fixed direction of the field we wish to compute the critical value of the field's strength h beyond which the system is no more in a topological phase. To do so, one proceeds in three steps : (i) compute the iPEPS ground-state energy e_0^{iPEPS} for different values of h by minimizing the tensor parameters; (ii) determine the point h^* at which $e_0^{\text{iPEPS}} < e_0^{\text{PCUT}}$ where e_0^{PCUT} denotes the PCUT ground-state energy; (iii) compute the value h_c for which the one-quasiparticle gap vanishes using the PCUT expression of Δ and resummation techniques. Then two situations must be distinguished. Either $h^* > h_c$, in which

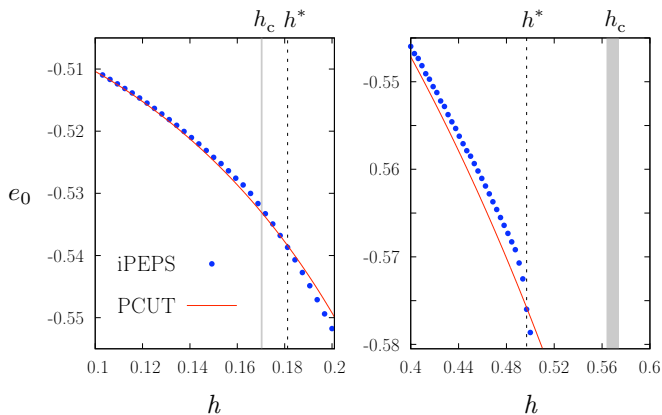


FIG. 1. (Color online) Comparison of iPEPS and PCUT ground-state energy for two different field directions. The width of the (gray) band defining h_c results from different Dlog Padé approximants. Left : $\mathbf{h} = h(1, 0, 1)$ and $h^* > h_c$ indicating a second-order transition at h_c . Right : $\mathbf{h} = h(\cos \frac{7\pi}{16}, \sin \frac{7\pi}{16}, \cos \frac{7\pi}{16})$ and $h^* < h_c$ indicating a first-order transition at h^* .

case we can trust the PCUT result and its prediction of a second-order transition at h_c . The iPEPS approach is indeed variational and invalidates the PCUT's prediction when $e_0^{\text{iPEPS}} < e_0^{\text{PCUT}}$. Or $h^* < h_c$, in which case a transition occurs before the gap Δ vanishes. This means that there are some level crossings due to higher-energy levels which are not captured by the PCUT approach, indicating a first-order transition confirmed by the discontinuity of the slope of the iPEPS energy [see *e.g.* Fig. 1 (right)]. Note that one may indeed directly compute the derivative of e_0^{iPEPS} as a function of h and look for singularities but this approach is less precise. Obviously, the precision in the determination of h^* and h_c plays a fundamental role in this scheme. For a given direction, the maximum orders at which we computed e_0 and Δ as well as the form of the chosen variational states allow us to estimate the transition point with an accuracy of a few percent as can be seen in Fig. 1.

Phase diagram — A sketch of the 3D phase diagram is shown in Fig. 2 and can be summarized as follows. First, we find that the transition point $\mathbf{h} = (0, 1/2, 0)$ is part of a 2D first-order transition sheet \mathcal{S}_1 . Second, the second-order transition lines of the $h_y = 0$ plane give rise to a 2D second-order transition sheet \mathcal{S}_2 (defined by $\Delta = 0$) when the y -component of the field is nonvanishing. These sheets that intersect on a nontrivial line define the boundaries of the topological phase. Given the difficulty for investigating the full 3D space with iPEPS, we focused on some special planes in which we determined the coordinates of the intersection point of \mathcal{S}_1 and \mathcal{S}_2 . For instance, in the $(0, h_y, h_z)$ plane, we found that this intersection occurs around the point $\mathbf{h} = (0, 0.49, 0.11)$. When the transition is second order, the gap is expected to behave as $\Delta \sim (h - h_c)^{z\nu}$ in the vicinity of the critical

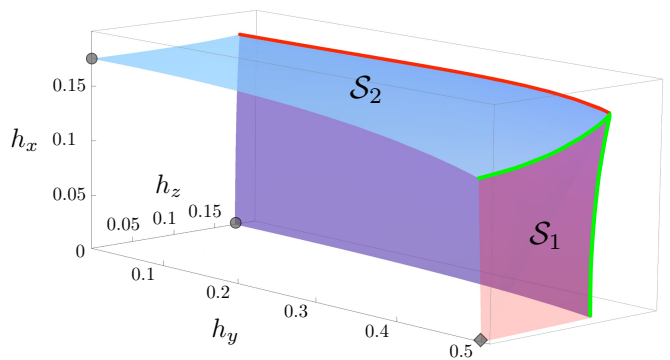


FIG. 2. (Color online) Sketch of the 3D phase diagram. Dots correspond to Ising points and the diamond is the self-dual point of the h_y line. Green lines are the intersections of the first-order sheet \mathcal{S}_1 and the second-order sheet \mathcal{S}_2 (computed from the bare series given in supplementary material). The multicritical line $h_x = h_z$ with continuously varying critical exponents is shown as a thick (red) line.

point h_c . Note that here, we do not have access to the dynamical exponent z and to the correlation length exponent ν independently but only to their product. For all investigated directions, we found that $z\nu$ was compatible with the well-established Ising value $z\nu = 0.630(1)$. This leads us to conclude that \mathcal{S}_2 lies in the Ising universality class (as was already found in the plane $h_y = 0$ [10, 11]) for all directions except for the special case $h_x = h_z$.

The multicritical line — As discussed in [10, 11] for $h_y = 0$, the two second-order transition lines merge in a multicritical point at $h_x = h_z$ for which the gap exponent is clearly different from the Ising value. The most important result of the present study is that when $h_y \neq 0$, this multicritical point gives rise to a multicritical line on which this exponent varies continuously. First of all, let us point out that the multicritical line intersects \mathcal{S}_1 around the point $\mathbf{h} = (0.17, 0.46, 0.17)$. Once again these values are obtained with a relative precision of a few percent. Along this multicritical line, we have computed the exponent $z\nu$ using standard resummation techniques based on Dlog Padé approximants (see Ref. 24 for details). Our results are displayed in Fig. 3 and show that this exponent varies from 0.69 at $h_y = 0$ up to a value close to 1 at $h_y = 0.46$ along this line. Except in the range $h_y \in [0.20, 0.35]$, one gets a rather good convergence suggesting that divergencies observed in this region are due to spurious poles in the Dlog Padé approximants. We thus conjecture that $z\nu$ varies continuously and that its variation of $\sim 50\%$ cannot be attributed to extrapolation errors and reveals a new universality class. Since it is not associated to a symmetry breaking but rather reflects the breakdown of a topological phase, we will call it topological.

At this stage, it is difficult to determine the key ingredients for a system to belong to this class (since we do not have any local order parameter) but it is likely

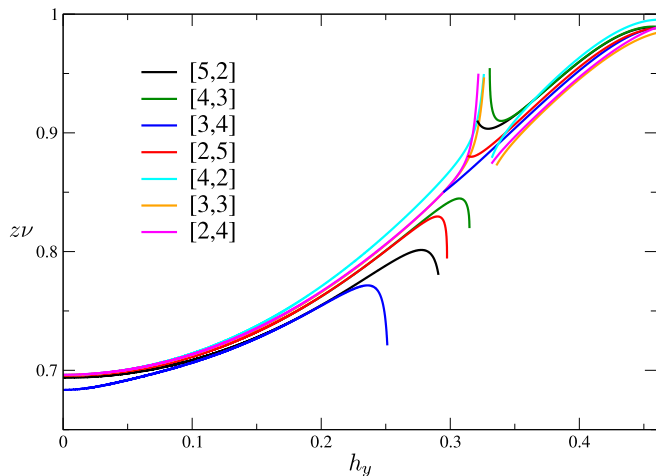


FIG. 3. (Color online) Critical exponent $z\nu$ as a function of h_y along the line $h_x = h_z$ computed for various Dlog Padé approximants $[m, n]$. Strange behaviors near $h_y \simeq 0.3$ are likely due to spurious pole structures and should not be considered as relevant.

that the mutual semionic statistics of charges and fluxes is one of them. More generally, let us underline that continuously varying critical exponents are not common in two-dimensional quantum systems. During the completion of this work, some conformal quantum critical lines in 2+1 dimensions have been proposed [28, 29] but their relevance for the toric code in a magnetic field is still an open question.

Discussion and outlook — In the present work, we have determined the boundaries of the topological phase of the toric code in a field using two state-of-the-art and complementary methods. This topological “bubble” is made of first-order and second-order sheets. Interestingly, second-order transitions seem to be in the Ising universality class except on a multicritical line on which the gap vanishes with continuously varying exponents giving rise to a new “topological” universality class. Of course, it would also be valuable to study the large-field limit of this model to investigate the outer part of the bubble. Notably the fate of the first-order line observed in the $h_y = 0$ plane [10, 11] is an interesting question. Finally, a complete understanding of the low-energy spectrum of the topological phase certainly requires the study of bound states as already seen in the transverse-field case [12].

R.O. acknowledges financial support from the ARC, UQ, and the EU through a Marie Curie International Incoming Fellowship, as well as discussions with B. Bauer, P. Corboz, J. Jordan, L. Tagliacozzo, and G. Vidal. K.P.S. and M.K. acknowledge financial support from the DFG and thank ESF and EuroHors for funding through

the EURYL.

-
- [1] X.-G. Wen, Phys. Rev. B **40**, 7387 (1989); Int. J. Mod. Phys. B **4**, 239 (1990).
 - [2] A. Y. Kitaev, Ann. Phys. (N.Y.) **303**, 2 (2003).
 - [3] R. W. Ogburn and J. Preskill, Lect. Notes Comput. Sci. **1509**, 341 (1999).
 - [4] I. Klich, Ann. Phys. (N.Y.) **325**, 2120 (2010).
 - [5] S. Bravyi, M. B. Hastings, and S. Michalakis, J. Math. Phys. **51**, 093512 (2010).
 - [6] E. Dennis, A. Kitaev, A. Landahl, and J. Preskill, J. Math. Phys. **43**, 4452 (2002).
 - [7] S. Gladchenko, D. Olaya, E. Dupont-Ferrier, B. Douçot, L. B. Ioffe, and M. E. Gershenson, Nat. Phys. **5**, 48 (2009).
 - [8] A. Hamma and D. A. Lidar, Phys. Rev. Lett. **100**, 030502 (2008).
 - [9] S. Trebst, P. Werner, M. Troyer, K. Shtengel, and C. Nayak, Phys. Rev. Lett. **98**, 070602 (2007).
 - [10] I. S. Tupitsyn, A. Kitaev, N. V. Prokof'ev, and P. C. E. Stamp, Phys. Rev. B **82**, 085114 (2010).
 - [11] J. Vidal, S. Dusuel, and K. P. Schmidt, Phys. Rev. B **79**, 033109 (2009).
 - [12] J. Vidal, R. Thomale, K. P. Schmidt, and S. Dusuel, Phys. Rev. B **80**, 081104(R) (2009).
 - [13] J. Yu, S.-P. Kou, and X.-G. Wen, Europhys. Lett. **84**, 17004 (2008).
 - [14] X.-G. Wen, Phys. Rev. Lett. **90**, 016803 (2003).
 - [15] F. Wegner, Ann. Phys. (Leipzig) **3**, 77 (1994); J. Stein, J. Stat. Phys. **88**, 487 (1997); C. Knetter and G. S. Uhrig, Eur. Phys. J. B **13**, 209 (2000); C. Knetter, K. P. Schmidt, and G. S. Uhrig, J. Phys. A **36**, 7889 (2003).
 - [16] F. Verstraete and J. I. Cirac, arXiv:cond-mat/0407066.
 - [17] J. Jordan, R. Orús, G. Vidal, F. Verstraete, and J. I. Cirac, Phys. Rev. Lett. **101**, 250602 (2008).
 - [18] R. Orús and G. Vidal, Phys. Rev. B **80**, 094403 (2009).
 - [19] R. Orús, A. C. Doherty, and G. Vidal, Phys. Rev. Lett. **102**, 077203 (2009).
 - [20] H.-X. He, C. J. Hamer, and J. Oitmaa, J. Phys. A **23**, 1775 (1990).
 - [21] H.-D. Chen and J. Hu, Phys. Rev. B **76**, 193101 (2007).
 - [22] Z. Nussinov and E. Fradkin, Phys. Rev. B **71**, 195120 (2005).
 - [23] S. Dusuel, M. Kamfor, K. P. Schmidt, R. Thomale, and J. Vidal, Phys. Rev. B **81**, 064412 (2010).
 - [24] J. Oitmaa, C. J. Hamer, and W. H. Zheng, *Series Expansion Methods for Strongly Interacting Lattice Models* (Cambridge University Press, Cambridge, 2006).
 - [25] F. Verstraete, M. M. Wolf, D. Pérez-García, and J. I. Cirac, Phys. Rev. Lett. **96**, 220601 (2006).
 - [26] A. Kitaev and J. Preskill, Phys. Rev. Lett. **96**, 110404 (2006); M. Levin and X.-G. Wen, **96**, 110405 (2006).
 - [27] N. Schuch, I. Cirac, and D. Pérez-García, Ann. Phys. (N.Y.) **325**, 2153 (2010); X. Chen, B. Zeng, Z.-C. Gu, I. L. Chuang, and X.-G. Wen, Phys. Rev. B **82**, 165119 (2010); L. Tagliacozzo and G. Vidal, arXiv:1007.4145.
 - [28] E. Ardonne, P. Fendley, and E. Fradkin, Ann. Phys. (N.Y.) **310**, 493 (2004).
 - [29] S. V. Isakov, P. Fendley, A. W. W. Ludwig, S. Trebst, and M. Troyer, arXiv:1012.3806.

SUPPLEMENTARY MATERIAL

Here are the series expansions obtained using the PCUT method in the small-field limit $h_x, h_y, h_z \ll J$. Setting $S_k = h_x^k + h_z^k$, $P_{2k} = h_x^k h_z^k$ and $J = 1/2$, the ground-state energy per spin e_0 at order 10 reads

$$\begin{aligned}
e_0 = & -\frac{1}{2} - \frac{S_2}{2} - \frac{h_y^2}{4} - \frac{15S_4}{8} - \frac{7S_2h_y^2}{32} + \frac{P_4}{4} - \frac{13h_y^4}{192} - \frac{147S_6}{8} - \frac{371S_4h_y^2}{128} + \frac{113S_2P_4}{32} - \frac{1045S_2h_y^4}{3456} + \frac{2003P_4h_y^2}{384} \\
& - \frac{197h_y^6}{3072} - \frac{18003S_8}{64} - \frac{1954879S_6h_y^2}{36864} + \frac{6685S_4P_4}{128} - \frac{34054175S_4h_y^4}{3981312} + \frac{146861S_2P_4h_y^2}{2304} - \frac{15343549S_2h_y^6}{26542080} \\
& + \frac{20869P_8}{384} + \frac{5020085P_4h_y^4}{497664} - \frac{163885h_y^8}{1769472} - \frac{5420775S_{10}}{1024} - \frac{1563459523S_8h_y^2}{1327104} + \frac{39524033S_6P_4}{36864} \\
& - \frac{1115105409427S_6h_y^4}{5733089280} + \frac{10058235445S_4P_4h_y^2}{7962624} - \frac{4219640835497S_4h_y^6}{191102976000} + \frac{5650925S_2P_8}{6912} + \frac{20854097563S_2P_4h_y^4}{143327232} \\
& - \frac{483890940281S_2h_y^8}{382205952000} + \frac{1202498305P_8h_y^2}{1990656} + \frac{1994817656221P_4h_y^6}{71663616000} - \frac{186734746441h_y^{10}}{1146617856000}. \tag{1}
\end{aligned}$$

Similarly, for $0 \leq h_x \leq h_z$, and the one-quasiparticle (dressed charge) gap Δ at order 8 reads

$$\begin{aligned}
\Delta = & 1 - 4h_z - h_y^2 - 4h_z^2 + 2h_x^2h_z + \frac{11}{4}h_y^2h_z - 12h_z^3 + 5h_x^4 + 17h_x^2h_y^2 - \frac{15}{16}h_y^4 + 3h_x^2h_z^2 - 9h_y^2h_z^2 - 36h_z^4 + \frac{27}{2}h_x^4h_z \\
& + \frac{17}{4}h_y^4h_z + \frac{9}{4}h_x^2h_y^2h_z + \frac{83}{4}h_x^2h_z^3 + \frac{473}{64}h_y^2h_z^3 - 176h_z^5 + 92h_x^6 + \frac{14267}{96}h_y^2h_x^4 + 71h_z^2h_x^4 + \frac{13621}{1152}h_y^4h_x^2 + 63h_x^4h_z^2 \\
& + \frac{1305}{8}h_y^2h_z^2h_x^2 - \frac{575}{384}h_y^6 - \frac{2625}{4}h_z^6 - \frac{7971}{64}h_y^2h_z^4 - \frac{135619}{3456}h_y^4h_z^2 + \frac{495}{2}h_x^6h_z + \frac{1142149}{4608}h_x^4h_y^2h_z - \frac{3031}{13824}h_x^2h_y^4h_z \\
& + \frac{799973}{110592}h_y^6h_z + \frac{925}{4}h_x^4h_z^3 + \frac{13807}{48}h_x^2h_y^2h_z^3 + \frac{1782929}{20736}h_y^4h_z^3 + \frac{28633}{64}h_x^2h_z^5 - \frac{238621}{1152}h_y^2h_z^5 - \frac{14771}{4}h_z^7 + \frac{35649}{16}h_x^8 \\
& + \frac{7715431}{3072}h_x^6h_y^2 + \frac{3032191}{31104}h_x^4h_y^4 + \frac{98263727}{3981312}h_x^2h_y^6 - \frac{26492351}{7962624}h_y^8 + \frac{80999}{96}h_x^6h_z^2 + \frac{2199571}{4608}h_x^4h_y^2h_z^2 \\
& + \frac{24547709}{165888}h_x^2h_y^4h_z^2 - \frac{1495320677}{19906560}h_y^6h_z^2 + \frac{19263}{16}h_x^4h_z^4 + \frac{5186533}{1728}h_x^2h_y^2h_z^4 - \frac{1760584999}{1990656}h_y^4h_z^4 + \frac{118029}{64}h_x^2h_z^6 \\
& - \frac{4663837}{1728}h_y^2h_z^6 - \frac{940739}{64}h_z^8. \tag{2}
\end{aligned}$$

The (dressed flux) gap for $h_x > h_z$ is straightforwardly obtained by exchanging h_x and h_z in this expression.

Errata :

- For $h_y = 0$, one recovers expressions given in Eq. (8) of Ref. 11 up to a typo : the term proportional to $(h_x^8 + h_z^8)$ is missing.

- For $h_x = h_z = 0$, one recovers expressions given in Eq. (4) of Ref. 12 up to a typo : the term proportional to t^{10} must be corrected by a factor 2.