

# Engineering Multilevel Graph Partitioning Algorithms (Extended Abstract)

Peter Sanders, Christian Schulz  
Email: [sanders@kit.edu](mailto:sanders@kit.edu), [christian.schulz@kit.edu](mailto:christian.schulz@kit.edu)

Karlsruhe Institute of Technology, Karlsruhe, Germany

**Abstract.** We present a multi-level graph partitioning algorithm using novel local improvement algorithms and global search strategies transferred from the multi-grid community. Local improvement algorithms are based max-flow min-cut computations and more localized FM searches. By combining these techniques, we obtain an algorithm that is fast on the one hand and on the other hand is able to improve the best known partitioning results for many inputs. For example, in Walshaw's well known benchmark tables we achieve 317 improvements for the tables 1%, 3% and 5% imbalance. Moreover, in 118 additional cases we have been able to reproduce the best cut in this benchmark.

## 1 Introduction

*Graph partitioning* is a common technique in computer science, engineering, and related fields. Good partitionings of unstructured graphs are very valuable in the area of *high performance computing*. In this area graph partitioning is mostly used to partition the underlying graph model of computation and communication. Roughly speaking, vertices in this graph represent computation units and edges denote communication. Now this graph needs to be partitioned such there are few edges between the blocks (pieces). In particular, if we want to use  $k$  PEs (processing elements) we want to partition the graph into  $k$  blocks of about equal size. In this paper we focus on a version of the problem that constrains the maximum block size to  $(1 + \epsilon)$  times the average block size and tries to minimize the total cut size, i.e., the number of edges that run between blocks.

A successful heuristic for partitioning large graphs is the *multilevel graph partitioning* (MGP) approach depicted in Figure 1 where the graph is recursively *contracted* to achieve smaller graphs which should reflect the same basic structure as the initial graph. After applying an *initial partitioning* algorithm to the smallest graph, the contraction is undone and, at each level, a *local refinement* method is used to improve the partitioning induced by the coarser level.

Although several successful multilevel partitioners have been developed in the last 13 years, we had the impression that many aspects of the method are not well understood. We therefore have built our own graph partitioner KaPPa [17] (Karlsruhe Parallel Partitioner) and somewhat astonishingly, we found several opportunities for improvement with significant impact on partitioning quality and scalability. This motivated us to go a step backwards and look deeper into sequential graph partitioning with main focus on quality (total cut weight). That means we want to put every component of the multilevel approach on trail and engineer a graph partitioner that improves known methods especially for large graphs. This paper is a first step in this direction which focuses on local improvement methods and overall search strategies.

We begin in Section 2 by introducing basic concepts. After shortly presenting Related Work in Section 3 we continue describing novel local improvement methods in Section 4. This is followed by Section 5 where we present new global search methods. Section 6 is a summary of extensive experiments done to tune the algorithm and evaluate its performance. We have implemented these techniques in the graph partitioner KaFFPa (Karlsruhe Fast Flow Partitioner) which is written in C++. Experiments reported in Section 6 indicate that KaFFPa scales well to large networks and is able to compute partitions of very high quality.

## 2 Preliminaries

### 2.1 Basic concepts

Consider an undirected graph  $G = (V, E, c, \omega)$  with edge weights  $\omega : E \rightarrow \mathbb{R}_{>0}$ , node weights  $c : V \rightarrow \mathbb{R}_{\geq 0}$ ,  $n = |V|$ , and  $m = |E|$ . We extend  $c$  and  $\omega$  to sets, i.e.,  $c(V') := \sum_{v \in V'} c(v)$  and  $\omega(E') := \sum_{e \in E'} \omega(e)$ .  $\Gamma(v) := \{u : \{v, u\} \in E\}$  denotes the neighbors of  $v$ .

We are looking for *blocks* of nodes  $V_1, \dots, V_k$  that partition  $V$ , i.e.,  $V_1 \cup \dots \cup V_k = V$  and  $V_i \cap V_j = \emptyset$  for  $i \neq j$ . The *balancing constraint* demands that  $\forall i \in 1..k : c(V_i) \leq L_{\max} := (1 + \epsilon)c(V)/k + \max_{v \in V} c(v)$  for some parameter  $\epsilon$ . The last term in this equation arises because each node is atomic and therefore a deviation of the heaviest node has to be allowed. The objective is to minimize the total *cut*  $\sum_{i < j} w(E_{ij})$  where  $E_{ij} := \{\{u, v\} \in E : u \in V_i, v \in V_j\}$ . An abstract view of the partitioned graph is the so called *quotient graph*, where vertices represent blocks and edges are induced by connectivity between blocks. An example can be found in Figure 2. By default, our initial inputs will have unit edge and node weights. However, even those will be translated into weighted problems in the course of the algorithm.

A matching  $M \subseteq E$  is a set of edges that do not share any common nodes, i.e., the graph  $(V, M)$  has maximum degree one. *Contracting* an edge  $\{u, v\}$  means to replace the nodes  $u$  and  $v$  by a

new node  $x$  connected to the former neighbors of  $u$  and  $v$ . We set  $c(x) = c(u) + c(v)$  so the weight of a node at each level is the number of nodes it is representing in the original graph. If replacing edges of the form  $\{u, w\}, \{v, w\}$  would generate two parallel edges  $\{x, w\}$ , we insert a single edge with  $\omega(\{x, w\}) = \omega(\{u, w\}) + \omega(\{v, w\})$ .

*Uncontracting* an edge  $e$  undos its contraction. In order to avoid tedious notation,  $G$  will denote the current state of the graph before and after a (un)contraction unless we explicitly want to refer to different states of the graph.

The multilevel approach to graph partitioning consists of three main phases. In the *contraction* (coarsening) phase, we iteratively identify match-

ings  $M \subseteq E$  and contract the edges in  $M$ . This is repeated until  $|V|$  falls below some threshold. Contraction should quickly reduce the size of the input and each computed level should reflect the global structure of the input network. In particular, nodes should represent densely connected subgraphs.

Contraction is stopped when the graph is small enough to be directly partitioned in the *initial partitioning phase* using some other algorithm. We could use a trivial initial partitioning algorithm if we contract until exactly  $k$  nodes are left. However, if  $|V| \gg k$  we can afford to run some expensive algorithm for initial partitioning.

In the *refinement* (or uncoarsening) phase, the matchings are iteratively uncontracted. After uncontracting a matching, the refinement algorithm moves nodes between blocks in order to improve the cut size or balance. The nodes to move are often found using some kind of local search. The intuition behind this approach is that a good partition at one level of the hierarchy will also be a good partition on the next finer level so that refinement will quickly find a good solution.

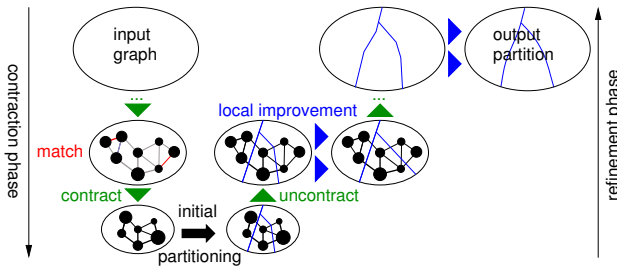
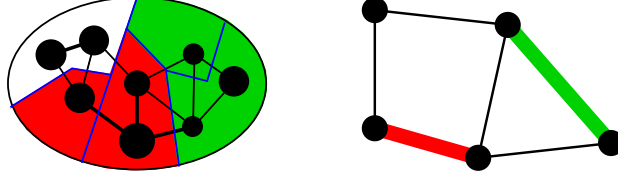


Fig. 1. Multilevel graph partitioning.



**Fig. 2.** A graph which is partitioned into five blocks and its corresponding quotient graph  $Q$  which has five nodes and six edges. Two pairs of blocks are highlighted in red and green.

## 2.2 More advanced concepts

This section gives a brief overview over the algorithms KaFFPa uses during contraction and initial partitioning. KaFFPa makes use of techniques proposed in [17] namely the application of edge ratings, the GPA algorithm to compute high quality matchings, pairwise refinements between blocks and it also uses Scotch [22] as an initial partitioner [17].

*Contraction.* The contraction starts by rating the edges using a *rating function*. The rating function indicates how much sense it makes to contract an edge based on *local* information. Afterwards a *matching* algorithm tries to maximize the sum of the ratings of the contracted edges looking at the *global* structure of the graph. While the rating functions allows us a flexible characterization of what a “good” contracted graph is, the simple, standard definition of the matching problem allows us to reuse previously developed algorithms for weighted matching. Matchings are contracted until the graph is “small enough”. We employed the ratings  $\text{expansion}^2(\{u, v\}) := \frac{\omega(\{u, v\})^2}{c(u)c(v)}$  and  $\text{innerOuter}(\{u, v\}) := \frac{\omega(\{u, v\})}{\text{Out}(v) + \text{Out}(u) - 2\omega(u, v)}$  where  $\text{Out}(v) := \sum_{x \in \Gamma(v)} \omega(\{v, x\})$ , since they yielded the best results in [17]. The rating function  $\text{expansion}^2$  has the disadvantage that it evaluates to one on the first level of an unweighted graph. Therefore we use  $\text{innerOuter}$  on the first level to infer structural information of the graph and use  $\text{expansion}^2$  on the other levels of the hierarchy. As a further measure to avoid unbalanced inputs to the initial partitioner, KaFFPa never allows a node  $v$  to participate in a contraction if the weight of  $v$  exceeds  $1.5n/20k$ .

We used the *Global Path Algorithm (GPA)* which runs in near linear time to compute matchings. The Global Path Algorithm was proposed in [19] as a synthesis of the Greedy algorithm and the Path Growing Algorithm [7]. We choose this algorithm since in [17] it gives empirically considerably better results than Sorted Heavy Edge Matching or Heavy Edge Matching [24].

Similar to the Greedy approach, GPA scans the edges in order of decreasing weight but rather than immediately building a matching, it first constructs a collection of paths and even cycles. Afterwards, optimal solutions are computed for each of these paths and cycles using dynamic programming.

*Initial Partitioning.* The contraction is *stopped* when the number of remaining nodes is below  $\max(60k, n/(60k))$ . The graph is then small enough to be initially partitioned by some other partitioner. Our framework allows using kMetis or Scotch for initial partitioning. As observed in [17], Scotch [22] produces better initial partitions than Metis, and therefore we also use it in KaFFPa.

*Refinement* Recall that the refinement phase iteratively uncontracts the matchings contracted during the contraction phase. After a matching is uncontracted, some local improvement methods are applied in order to reduce the cut while maintaining the balancing constraint.

We implemented two kinds of local improvement schemes within our framework. The first scheme is so call *quotient graph style refinements* [17]. The approach is a more local approach which uses the underlying

*quotient graph*. Each edge in the quotient graph yields a pair of blocks which share a non empty boundary. On each of these pairs we can apply a 2-way local improvement method which only moves nodes between the current two blocks. Note that this approach enables us to integrate flow based improvement techniques between two blocks which are described in Section 4.1.

Our 2-way local search algorithm works as in [17]. We present it here for completeness. It is basically the FM-algorithm [11]: For each of the two blocks  $A, B$  under consideration, a priority queue of nodes eligible to move is kept. The priority is based on the *gain*, i.e., the decrease in edge cut when the node is moved to the other side. Each node is moved at most once within a single local search. The queues are initialized in random order with the nodes at the partition boundary.

There are different possibilities to select a block from which a node shall be moved. The classical FM-algorithm [11] alternates between both blocks. We employ the *TopGain* strategy from [17] which selects the block with the largest gain and breaks ties randomly if the the gain values are equal. In order to achieve a good balance, TopGain adopts the exception that the block with larger weight is used when one of the blocks is overloaded. After a stopping criterion is applied we rollback to the best found cut within the balance constraint.

The second scheme is so call *k-way local search*. This method has a more global view since it is not restricted to moving nodes between two blocks only. It also basically the FM-algorithm [11]. We now outline the variant we use. Our variant uses only one priority queue  $P$  which is initialized with a subset  $S$  of the partition boundary in a random order. The priority is based on the max gain  $g(v) = \max_P g_P(v)$  where  $g_P(v)$  is the decrease in edge cut when moving  $v$  to block  $P$ . Again each node is moved at most once. Ties are broken randomly if there is more than one block that will give max gain when moving  $v$  to it. Local search then repeatedly looks for the highest gain node  $v$ . However a node  $v$  is not moved, if the movement would lead to an unbalanced partition. The *k-way local search* is stopped if the priority queue  $P$  is empty (i.e. each node was moved once) or a stopping criteria described below applies. Afterwards the local search is rolled back the lowest cut fulfilling the balanced cut that occurred during this local search. This procedure is then repeated until no improvement is found or a maximum number of iterations is reached.

We adopt the stopping criteria proposed in [21]. This stopping rule is derived using a random walk model. Gain values in each step are modelled as identically distributed, independent random variables whose expectation  $\mu$  and variance  $\sigma^2$  is obtained from the previously observed  $p$  steps since the last improvement. [21] derived that it is unlikely that the local search will produce a better cut if

$$p\mu^2 > \alpha\sigma^2 + \beta$$

for some tuning parameters  $\alpha$  and  $\beta$ . Parameter  $\beta$  is a base value that avoids stopping just after a small constant number of steps that happen to have small variance. We also set it to  $\ln n$ .

There are different ways to initialize  $P$ , e.g. the complete partition boundary or only the nodes which are incident to more than two partitions (corner nodes). Our implementation takes the complete partition boundary for initialization. In Section 4.2 we introduce multi-try *k-way* searches which is a more localized *k-way* search inspired by KaSPar [21]. This method initializes the priority queue with only a single boundary node and its neighbors which are also boundary nodes.

The main difference of our implementation to the implementation in [21] is that we use only one priority queue. In [21] each block maintains a priority queue. A priority queue is called eligible if the highest gain node in this queue can be moved to its target block without violating the balance constraint. Their local search repeatedly looks for the highest gain node  $v$  in any eligible priority queue and moves this node.

### 3 Related Work

There has been a huge amount of research on graph partitioning so that we refer the reader to [12,24,30] for more material. All successful methods that are able to obtain good partitions for large real world graphs are based on the multilevel principle outlined in Section 2. The basic idea can be traced back to multigrid solvers for solving systems of linear equations [25,9] but more recent practical methods are based on mostly graph theoretic aspects in particular edge contraction and local search. Well known software packages based on this approach include Chaco [16], Jostle [30], Metis [24], Party [8], and Scotch [22].

KaSPar [21] is a new graph partitioner based on the central idea to (un)contract only a single edge between two levels. It yields the best partitioning results for many of the biggest graphs in [27].

KaPPa [17] is a "classical" matching based MGP algorithm designed for scalable parallel execution and its local search only considers independent pairs of blocks at a time.

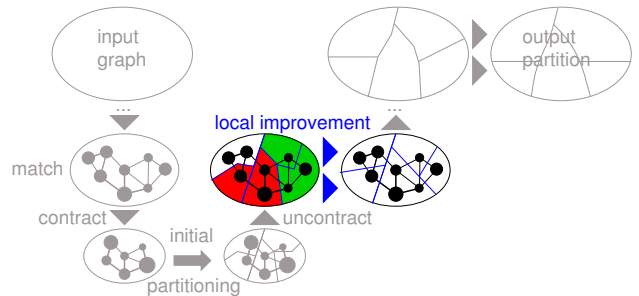
DiBaP [20] is a multi-level graph partitioning package where local improvement is based on diffusion which also yields partitions of very high quality.

MQI [18] is a flow-based method for improving graph cuts when cut quality is measured by quotient-style metrics such as expansion or conductance. Given an undirected graph with an initial partitioning, they build up a completely new directed graph which is then used to solve a max flow problem. Furthermore, they have been able to show that there is an improved quotient cut if and only if the maximum flow is less than  $ca$ , where  $c$  is the initial cut and  $a$  is the number of vertices in the smaller block of the initial partitioning. This approach is currently only feasible for  $k = 2$ .

The concept of *iterated multilevel algorithms* was introduced by [26,28]. The main idea is to iterate the coarsening and uncoarsening phase and use the information gathered. That means that once the graph is partitioned, edges that are between two blocks will not be matched and therefore will also not be contracted. This ensures increased quality of the partition if the refinement algorithms guarantees not to find a worse partition than the initial one.

### 4 Local Improvement

Recall that once a matching is uncontracted a local improvement method tries to reduce the cut size of the projected partition. We now present two novel local improvement methods. The first method 4.1 is based on max-flow min-cut computations between pairs of blocks, i.e. improving a given 2-partition. Since each edge of the quotient graph yields a pair of blocks which share a non empty boundary, we integrated this method into the quotient graph style refinement scheme which is described in Section 2.2. The second method 4.2 is called multi-try FM which is a more localized  $k$ -way local search. Roughly speaking, a  $k$ -way local search is repeatedly started with a priority queue which is initialized with only one random boundary node and its neighbors that are also boundary nodes. At the end of the section we shortly show how the pair wise refinements can be scheduled and how the more localized search can be incorporated with this scheduling.



#### 4.1 Using Max-Flow Min-Cut Computations for Local Improvement

We now explain how flows can be used to improve a given partition of two blocks and therefore can be used as a refinement algorithm in a multilevel framework. For simplicity we assume  $k = 2$ . However it is clear that this refinement method fits perfectly into the quotient graph style refinement algorithms.

To start with the description of the constructed max-flow min-cut problem, we need a few notations. Given a two-way partition  $P : V \rightarrow \{1, 2\}$  of a graph  $G$  we define the *boundary nodes* as  $\delta := \{u \mid \exists (u, v) \in E : P(u) \neq P(v)\}$ . We define *left boundary nodes* to be  $\delta_l := \delta \cap \{u \mid P(u) = 1\}$  and *right boundary nodes* to be  $\delta_r := \delta \cap \{u \mid P(u) = 2\}$ . Given a set of nodes  $B \subset V$  we define its *border*  $\partial B := \{u \in B \mid \exists (u, v) \in E : v \notin B\}$ . From now on we call  $B$  *corridor* unless otherwise mentioned. The set  $\partial_l B := \partial B \cap \{u \mid P(u) = 1\}$  is called *left corridor border* and the set  $\partial_r B := \partial B \cap \{u \mid P(u) = 2\}$  is called *right corridor border*. We say an  $B$ -corridor induced subgraph  $G'$  is the node induced subgraph  $G[B]$  plus two nodes  $s, t$  and additional edges starting from  $s$  or ending in  $t$ . An  $B$ -corridor induced subgraph has the *cut property*  $C$  if each  $(s, t)$ -min-cut in  $G'$  induces a cut within the balance constrained in  $G$ .

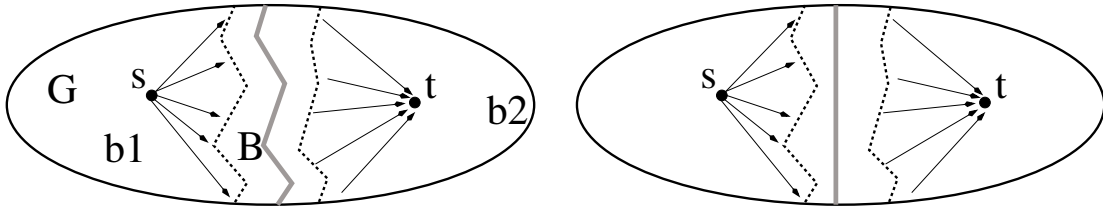
The main idea is to construct an  $B$ -corridor induced subgraph  $G'$  with cut property  $C$ . On this graph we solve the max-flow min-cut problem. The computed min-cut yields a feasible improved cut within the balance constrained in  $G$ . The construction is as follows (see also Figure 3).

First we need to find an corridor  $B$  such that the  $B$ -corridor induced subgraph will have the cut property  $C$ . This can be done by performing two Breadth First Searches (BFS). Each node touched during these searches belongs to the corridor  $B$ . The first BFS is initialized with the left boundary nodes  $\delta_l$ . It is only expanded with nodes that are in block 1. As soon as the weight of the area found by this BFS would exceed  $(1 + \epsilon)\frac{n}{2} - w(\text{block } 2)$ , we stop the BFS. The second BFS is done analog for block 2.

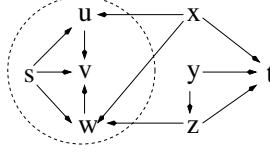
In order to achieve the cut property  $C$ , the  $B$ -corridor induced subgraph  $G'$  gets additional  $s$ - $t$  edges. Therefore  $s$  is connected to all left corridor border nodes  $\partial_l B$  and all right corridor border nodes  $\partial_r B$  are connected to  $t$ . All of these new edges get the edge weight  $\infty$ . Note that this are directed edges.

The constructed  $B$ -corridor subgraph  $G'$  has the cut property  $C$  since the worst case new weight of block 2 is lower or equal to  $w(\text{block } 2) + (1 + \epsilon)\frac{n}{2} - w(\text{block } 2) = (1 + \epsilon)\frac{n}{2}$ . Indeed the same holds for the worst case new weight of block 1.

There are multiple ways to improve this method. First, if we found an improved edge cut, we can apply this method again since the initial boundary has changed which implies that it is most likely that the corridor  $B$  will also change. Second, we can adaptively control the size of the corridor  $B$  which is found by the BFS. This enables us to search for cuts that fulfill our balance constrained even in a larger corridor (say  $\epsilon' = \alpha\epsilon$  for some parameter  $\alpha$ ), i.e. if the found min-cut in  $G'$  for  $\epsilon'$  fulfills the balance constraint in  $G$ , we accept it and increase  $\alpha$  to  $\min(2\alpha, \alpha')$  where  $\alpha'$  is an upper bound for  $\alpha$ . Otherwise the cut is not accepted and we



**Fig. 3.** The construction of a feasible flow problem which yields optimal cuts in  $G'$  and an improved cut within the balance constraint in  $G$ . On the left hand side the initial construction is shown and on the right hand side we see the improved partition.



**Fig. 4.** A small graph where  $C = \{s, u, v, w\}$  is a closed vertex set.

decrease  $\alpha$  to  $\max(\frac{\alpha}{2}, 1)$ . This method is iterated until a maximal number of iterations is reached or if the computed cut yields a feasible partition without an decreased edge cut. We call this method *adaptive flow iterations*.

**Most Balanced Minimum Cuts.** Picard and Queyranne have been able to show that one  $(s, t)$  max-flow contains information about all minimum  $(s, t)$ -cuts in the graph. Here finding all minimum cuts reduces to a straight forward enumeration. Having this in mind the idea to search for min-cuts in larger corridors becomes even more attractive. Roughly speaking, we present a heuristic that, given a max-flow, creates min-cuts that are better balanced. First we need a few notations. For a graph  $G = (V, E)$  a set  $C \subseteq V$  is a closed vertex set iff for all vertices  $u, v \in V$ , the conditions  $u \in C$  and  $(u, v) \in E$  imply  $v \in C$ . An example can be found in Figure 4.

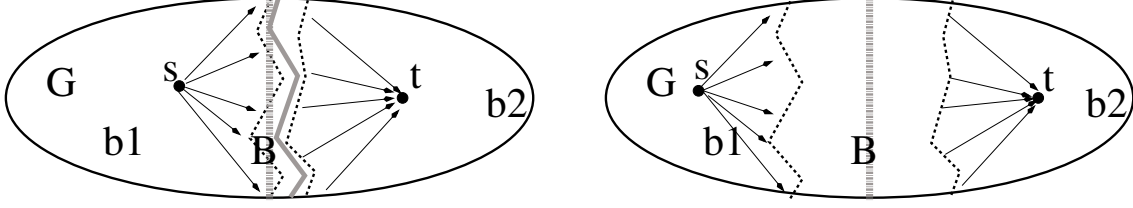
**Lemma 1 (Picard and Queyranne [23]).** *There is a 1-1 correspondence between the minimum  $(s, t)$ -cuts of a graph and the closed vertex sets containing  $s$  in the residual graph of a maximum  $(s, t)$ -flow.*

To be more precise for a given closed vertex set  $C$  containing  $s$  of the residual graph the corresponding min-cut is  $(C, V \setminus C)$ . To enumerate all minimum cuts of a graph [23] a further reduced graph is computed which is described below. However, the problem of finding the minimum cut with the best balance (most balanced minimum cut) is NP-hard [10,1].

The minimum cut that is identified by the labeling procedure of Ford and Fulkerson [13] is the one with the smallest possible source set. We now define how the representation of the residual graph can be made more compact [23] and then explain the heuristic we use to obtain closed vertex sets on this graph to find min-cuts that have a better balance. After computing a maximum  $(s, t)$ -flow, we compute the strongly connected components of the residual graph using the algorithm proposed in [3,14]. We make the representation more compact by contracting the components and refer to it as *minimum cut representation*. This reduction is possible since two vertices that lie on a cycle have to be in the same closed vertex set of the residual graph. The result is a weighted, directed and acyclic graph (DAG). Note that still each closed vertex set of the minimum cut representation induces a minimum cut.

As proposed in [23] we make the minimum cut representation even more compact: We eliminate the component  $T$  containing the sink  $t$ , and all its predecessors (since they cannot belong to a closed vertex set not containing  $T$ ) and the component  $S$  containing the source, and all its successors (since they must belong to a closed vertex set containing  $S$ ) using a BFS.

We are now left with a further reduced graph. On this graph we search for closed vertex sets (containing  $S$ ) since they still induce  $(s, t)$ -min-cuts in the original graph. This is done by using the following heuristic which is repeated a few times. The main idea is that a topological order yields complements of closed vertex sets quite easily. Therefore, we first compute a random topological order, e.g. using a randomized DFS. Next we sweep through this topological order and sequentially add the components to the complement of the closed vertex set. Note that each of the computed complements of closed vertex sets  $\tilde{C}$  also yields a



**Fig. 5.** On the left hand side it is not possible in the small corridor around the initial cut to find the dashed minimum cut which has optimal balance; however if we solve a larger flow problem on the right hand side and search for a cut with good balance we can find the dashed minimum cut with optimal balance but not every min cut is feasible for the underlying graph partitioning problem.

closed vertex set  $(V \setminus \tilde{C})$ . That means by sweeping through the topological order we compute closed vertex sets each inducing a min-cut having a different balance. We stop when we have reached the best balanced minimum cut induced through this topological order with respect to the original graph partitioning problem. The closed vertex set with the best balance occurred during the repetitions of this heuristic is returned. Note that this procedure may find cuts that are not feasible, e.g. if there is no feasible minimum cut. Therefore the algorithm is combined with the adaptive strategy from above. We call this method *balanced adaptive flow iterations*.

## 4.2 Multi-try FM

This refinement variant is organized in rounds. In each round we put *all* boundary nodes of the current block pair into a todo list. The todo list is then permuted. Subsequently we begin a  $k$ -way local search starting with a random node of the list if it is still a boundary node and its neighboring nodes that are also boundary nodes. Note that the difference to the global  $k$ -way search described in Section 2.2 is the initialisation of the priority queue. If the selected random node was already touched by a previous  $k$ -way search in this round then no search is started. Either way the node is removed from the todo list (simply swapping it with the last element and executing a pop\_back on that list). For a starting  $k$ -way search it is not allowed to move nodes that have been touched in a previous run. This way we can assure that at most  $n$  nodes are touched during one round of the algorithm. This algorithm uses the adaptive stopping criteria from [21] which is described in Section 2.2.

## 4.3 Scheduling Quotient Graph Refinement.

There are two possibilities to schedule the execution of two way refinement algorithms on the quotient graph. Clearly the first simple idea is to traverse the edges of  $Q$  in a random order and perform refinement on them. This is iterated until no change occurred or a maximum number of iterations is reached. The second algorithm is called *active block scheduling*. The main idea behind this algorithm is that the local search should be done in areas in which change still happens and somewhat avoid unnecessary local search. The algorithm begins by setting every block of the partition active. Now the scheduling is organized in rounds. In each round, the algorithm refines adjacent pairs of blocks, which have at least one active block, in a random order. If changes occur during this search both blocks are marked active for the next round of the algorithm. After each pair-wise improvement a multi-try fm search initialized is started. It is initialized with the boundaries of the current pair of blocks. Now each block which changed during this search is also marked active. The algorithm stops if no active block is left. Pseudocode for the algorithm can be found in Figure 6.

```

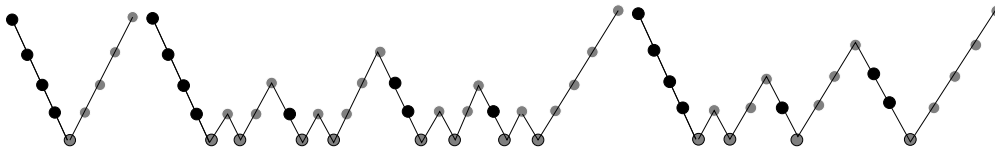
1: procedure activeBlockScheduling()
2:   set all blocks active
3:   while there are active blocks
4:      $A := \langle \text{edge } (u,v) \text{ in quotient graph : } u \text{ is active or } v \text{ is active} \rangle$ 
5:     set all blocks inactive
6:     permute A randomly
7:     for each (u,v) in A do
8:       pairWiseImprovement(u,v)
9:       start multi-try fm search initialized with boundary of u and v
10:      if anything changed during local search then
11:        activate blocks that have changed during local or kway search

```

**Fig. 6.** Pseudocode for the active block scheduling algorithm. In our implementation the pair wise improvement step starts with a FM local search which is followed by a max-flow min-cut based improvement.

## 5 Global Search

Iterated Multilevel Algorithms were introduced by [26,28] (see Section 3). For the rest of this paper Iterated Multilevel Algorithms are called *V*-cycles unless otherwise mentioned. The main idea is that if a partition of the graph is available then it can be reused during the coarsening and uncoarsening phase. To be more precise, the multi-level scheme is repeated several times and once the graph is partitioned, edges between two blocks will not be matched and therefore will also not be contracted such that a given partition can be used as initial partition of the coarsest graph. This ensures increased quality of the partition if the refinement algorithms guarantees not to find a worse partition than the initial one. Indeed this is only possible if the matching includes random a factor such as random tie-breaking, so that each iteration is very likely to give different coarser graphs. Interestingly, in the multigrid community Full-Multigrid methods are generally preferable to simple *V*-cycles [2]. Therefore, we now introduce two novel global search strategies namely *W*-cycles and *F*-cycles for graph partitioning. A *W*-cycle works as follows: on *each* level we perform *two independent trials* using different random seeds for tie breaking during contraction, and local search. Again once the graph is partitioned, edges that are between blocks aren't matched. A *F*-cycle works similar to an *W*-cycle with the difference that the global number of independent trials on each level is bounded by 2. Examples for the different cycle types can be found in Figure 7 and Pseudocode can be found in Figure 8. Again once the graph is partitioned for the first time, then this partition is used in the sense that edges between two blocks aren't contracted. In most cases the initial partitioner is not able to improve this partition from scratch or even to find this partition. Therefore no further initial partitioning is used if the graph already has a partition available. These methods can be used to find very high quality partitions but on the other hand they are more expensive than a single MGP run. However, experiments in Section 6 show that all cycle variants are more efficient than simple plain restarts of the algorithm. In order to bound the runtime of the *W*- and *F*-cycle, the independent trials are only performed every  $d$ 'th level. Our default value for  $d$  is 2.



**Fig. 7.** From left to right: A single MGP *V*-cycle, a *W*-cycle and a *F*-cycle. The single *V*-cycle has 5 coarsening steps, the *W*-cycle has 15 coarsening steps and the *F*-cycle has 10 coarsening steps.

<pre> 1: <b>procedure</b> <i>W-Cycle</i>(<i>G</i>) 2:   <i>G'</i> =coarsen(<i>G</i>) 3:   <b>if</b> <i>G'</i> small enough <b>then</b> 4:     initial partition <i>G'</i> if not partitioned 5:     apply partition of <i>G'</i> to <i>G</i> 6:     perform refinement on <i>G</i> 7:   <b>else</b> 8:     <i>W-Cycle</i>(<i>G'</i>) and apply partition to <i>G</i> 9:     perform refinement on <i>G</i> 10:    <i>G''</i> =coarsen(<i>G</i>) 11:    <i>W-Cycle</i>(<i>G''</i>) and apply partition to <i>G</i> 12:    perform refinement on <i>G</i> </pre>	<pre> 1: <b>procedure</b> <i>F-Cycle</i>(<i>G</i>) 2:   <i>G'</i> =coarsen(<i>G</i>) 3:   <b>if</b> <i>G'</i> small enough <b>then</b> 4:     initial partition <i>G'</i> if not partitioned 5:     apply partition of <i>G'</i> to <i>G</i> 6:     perform refinement on <i>G</i> 7:   <b>else</b> 8:     <i>F-Cycle</i>(<i>G'</i>) and apply partition to <i>G</i> 9:     perform refinement on <i>G</i> 10:    <b>if</b> no. rec. calls on cur. level &lt; 2 <b>then</b> 11:      <i>G''</i> =coarsen(<i>G</i>) 12:      <i>F-Cycle</i>(<i>G''</i>) and apply partition to <i>G</i> 13:      perform refinement on <i>G</i> </pre>
--	---

**Fig. 8.** Pseudocode for the different cycle variants.

## 6 Experiments

*Implementation.* We have implemented the algorithm described above using C++. Overall, our program consists of about 12 500 lines of code. Priority queues for the local search are based on binary heaps. Hash tables use the library (extended STL) provided with the GCC compiler. For the following comparisons we used Scotch 5.1.9. and DiBaP 2.0.0. The flow problems are solved using Andrew Goldbergs Network Optimization Library HIPR [4] which is integrated into our code.

*System.* We have run our code on a cluster with 200 nodes each equipped with two Quad-core Intel Xeon processors (X5355) which run at a clock speed of 2.667 GHz, have 2x4 MB of level 2 cache each and run Suse Linux Enterprise 10 SP 1. Our program was compiled using GCC Version 4.3.2 and optimization level 3.

*Instances.* We report experiments on two suites of instances summarized in Table 6. These are the same instances as used for the evaluation of KaPPa [17]. We present them here for completeness. *rggX* is a *random geometric graph* with  $2^X$  nodes where nodes represent random points in the unit square and edges connect nodes whose Euclidean distance is below  $0.55\sqrt{\ln n/n}$ . This threshold was chosen in order to ensure that the graph is almost connected. *DelaunayX* is the Delaunay triangulation of  $2^X$  random points in the unit square. Graphs *bcsstk29..fetooth* and *ferotor..auto* come from Chris Walshaw’s benchmark archive [29]. Graphs *bel*, *nld*, *deu* and *eur* are undirected versions of the road networks of Belgium, the Netherlands, Germany, and Western Europe respectively, used in [6]. Instances *af\_shell9* and *af\_shell10* come from the Florida Sparse Matrix Collection [5]. *coAuthorsDBLP*, *coPapersDBLP*, *citationCiteseer*, *coAuthorsCiteseer* and *cnr2000* are examples of social networks taken from [15]. For the number of partitions  $k$  we choose the values used in [29]: 2, 4, 8, 16, 32, 64. Our default value for the allowed imbalance is 3 % since this is one of the values used in [29] and the default value in Metis.

*Configuring the Algorithm.* We currently only define a *Strong* version (the final paper will also contain a fast version). The *coarsening phase* uses GPA as matching algorithm. InnerOuter is employed as rating on the first level and expansion<sup>\*2</sup> on the other levels. In the *initial partitioning phase* we perform  $100/\log k$  initial partitioning attempts using Scotch as an initial partitioner. The *refinement phase* first employs  $k$ -way

Medium sized instances			Large instances		
graph	$n$	$m$	graph	$n$	$m$
rgg17	$2^{17}$	1 457 506	rgg20	$2^{20}$	13 783 240
rgg18	$2^{18}$	3 094 566	Delaunay20	$2^{20}$	12 582 744
Delaunay17	$2^{17}$	786 352	fetooth	78 136	905 182
Delaunay18	$2^{18}$	1 572 792	598a	110 971	1 483 868
bcsstk29	13 992	605 496	ocean	143 437	819 186
4elt	15 606	91 756	l44	144 649	2 148 786
fesphere	16 386	98 304	wave	156 317	2 118 662
cti	16 840	96 464	m14b	214 765	3 358 036
memplus	17 758	108 384	auto	448 695	6 629 222
cs4	33 499	87 716	deu	4 378 446	10 967 174
pwt	36 519	289 588	eur	18 029 721	44 435 372
bcsstk32	44 609	1 970 092	af_shell10	1 508 065	51 164 260
body	45 087	327 468	Social networks		
t60k	60 005	178 880	coAuthorsDBLP	299 067	1 955 352
wing	62 032	243 088	citationCiteseer	434 102	32 073 440
brack2	62 631	733 118	coAuthorsCiteseer	227 320	1 628 268
finan512	74 752	522 240	cnr2000	325 557	3 216 152
bel	463 514	1 183 764	coPapersDBLP	540 486	30 491 458
nld	893 041	2 279 080			
af_shell9	504 855	17 084 020			

**Table 1.** Basic properties of the graphs from our benchmark set. The large instances are split into five groups: geometric graphs, FEM graphs, street networks, sparse matrices, and social networks. Within their groups, the graphs are sorted by size.

refinement (since it converges very fast) which uses the adaptive search strategy from [21] with  $\alpha = 10$ . We continue by performing quotient-graph style refinements. Here we use the active block scheduling algorithm which is combined with the multi-try local search (again  $\alpha = 10$ ). A refinement of a pair of blocks works as follows: It is started by a pair wise FM search which is followed by the max-flow min-cut algorithms (including the most balancing heuristics). We set the upper bound factor for the flow regions sizes to  $\alpha' = 8$ . As *global search* we use at most two F-cycles. Initial Partitioning is only performed if previous partitioning information is *not* available. Otherwise, we use the given input partition.

*Experiment Description.* We performed two types of experiments namely normal tests and tests for effectiveness. Both are described below.

**Normal Tests:** Here we perform 10 repetitions for the small networks and 5 repetitions for the other. We report the arithmetic average of computed cut size, running time and the best cut found. When further averaging over multiple instances, we use the geometric mean in order to give every instance the same influence on the final figure.<sup>1</sup>

**Effectiveness Tests:** Here each algorithm configuration has the same time for computing a partition. Therefore, for each graph and  $k$  we compute a timing fingerprint of all algorithm variants and remember the largest execution time  $t$ . Now each algorithm gets time  $3t$  to compute a good partition, i.e. taking the best partition out of repeated runs. If a variant can perform a next run depends on the remaining time, i.e. we flip a coin with corresponding probabilities such that the expected time over multiple runs is  $3t$ .

<sup>1</sup> Because we have multiple repetitions for each instance, we compute the geometric mean of the average (**Avg.**) edge cut values for each instance or the geometric mean of the best (**Best.**) edge cut value occurred. The same is done for the runtime  $t$  of each algorithm configuration.

## 6.1 Algorithmic Insights about Flows

**Flows.** We now evaluate how much the usage of max-flow min-cut algorithms improves the final partitioning results and check its effectiveness. For this test we use a basic two-way FM configuration (-Flow, -MB, +FM). This configuration uses the Global Paths Algorithm as matching algorithm, Scotch as initial partitioner and the active block scheduling algorithm equipped with the two way FM algorithm described in Section 2.2. Edge rating functions are used as described in Section 2.2. Note that during this test our main focus is the evaluation of flows and therefore we don't use  $k$ -way refinement and multi-try fm search. For comparisons this configuration is then extended by a specific algorithm, e.g. (+Flow, -MB, +FM) with a flow upper bound factor  $\alpha' = 8$  means that the underlying algorithm configuration uses Flow, FM but not the most balancing heuristics.

Variant	(+Flow, -MB, -FM )				(+Flow, +MB, -FM)				(+Flow, -MB, +FM)				(+Flow, +MB, +FM)			
$\alpha'$	Avg.	Best.	Bal.	$t$	Avg.	Best.	Bal.	$t$	Avg.	Best.	Bal.	$t$	Avg.	Best.	Bal.	$t$
16	3 031	2 888	1,025	4,17	2 950	2 841	1,023	3,92	2 802	2 704	1,025	4,30	2 774	2 688	1,023	5,01
8	3 044	2 905	1,025	2,11	2 962	2 855	1,023	2,07	2 806	2 705	1,025	2,41	2 778	2 693	1,023	2,72
4	3 126	2 963	1,024	1,24	3 041	2 933	1,021	1,29	2 825	2 723	1,025	1,62	2 800	2 706	1,022	1,76
2	3 374	3 180	1,022	0,90	3 274	3 107	1,018	0,96	2 869	2 758	1,024	1,31	2 855	2 746	1,021	1,39
1	3 698	3 488	1,018	0,76	3 587	3 410	1,016	0,80	2 926	2 804	1,024	1,19	2 923	2 802	1,023	1,22
(-Flow, -MB, +FM)	2 974	2 851	1,025	1,13												

**Table 2.** The final score of different algorithm configurations compared against the basic FM configuration.

In Table 2 we see that using Flow on its own, i.e. no FM-algorithm is used at all, yields cuts and run times which are worse than the basic FM configuration. However, the results get better if we enable the most balanced minimum cut heuristic (MB), e.g. for  $\alpha' = 16$  we get cuts that are lower than the cuts produced by the basic FM heuristic. In some cases, flows and flows with MB aren't able to produce results that are comparable to the basic FM configuration. Perhaps, this is due to the lack of the method to accept suboptimal cuts which yields small flow problems and therefore bad cuts. Consequently, we also combined both methods to fix this problem. In Table 2 we can see that the combination of flows with local search produces lower cuts and the results get even better if we enable MB, albeit increased run time. Table 3 shows that these combinations are also more effective than the repeated execution of the basic two-way FM configuration.

Effectiveness (+Flow, +MB, -FM)	Avg.	Best.	Bal.	Effectiveness (+Flow, -MB, +FM)	Avg.	Best.	Bal.	Effectiveness (+Flow, +MB, +FM)	Avg.	Best.	Bal.
$\alpha' = 1$	3 389	3 351	1,016	$\alpha' = 1$	2 786	2 759	1,024	$\alpha' = 1$	2 781	2 754	1,023
2	3 088	3 049	1,017	2	2 748	2 724	1,024	2	2 735	2 711	1,021
4	2 922	2 892	1,022	4	2 721	2 698	1,025	4	2 702	2 682	1,022
8	2 865	2 841	1,023	8	2 718	2 690	1,025	8	2 699	2 675	1,023
16	2 870	2 839	1,023	16	2 730	2 697	1,025	16	2 711	2 682	1,022
(-Flow, -MB, +FM)	2 833	2 803	1,025	(-Flow, -MB, +FM)	2 831	2 801	1,025	(-Flow, -MB, +FM)	2 827	2 799	1,025

**Table 3.** Each table is the result of an effectiveness test for six different algorithm configurations.

## 6.2 Algorithmic Insights about Global Search Strategies.

In Table 4 we compared the different global search strategies against a normal V-cycle. The only parameter varied during this test is the global search strategy. Clearly, for each global search strategy cuts decreases albeit increased run time. However, the effectiveness results also indicate that each configuration is superior to repeated executions of one single V-cycle. On the one hand this is due to the time saved using the active block strategy which converges very quickly in later cycles. On the other we save time for initial partitioning which is only performed the first time the algorithm arrives in the initial partitioning phase.

Algorithm	Avg.	Best.	Bal.	$t$	Eff. Avg.	Eff. Best.
2 F-cycle	2 895	2 773	1,023	2,31	2 806	2 760
3 V-cycle	2 895	2 776	1,023	2,49	2 810	2 766
2 W-cycle	2 889	2 765	1,024	2,77	2 810	2 760
1 W-cycle	2 934	2 810	1,024	1,38	2 815	2 773
1 F-cycle	2 941	2 813	1,024	1,18	2 816	2 783
2 V-cycle	2 918	2 796	1,024	1,67	2 817	2 778
1 V-cycle	2 973	2 841	1,024	0,85	2 834	2 801

**Table 4.** Test results for normal and effectiveness tests for different global search strategies and different parameters.

## 6.3 Knockout / Removal Tests

We now turn into two kinds of experiments: Component removal tests and Knockout tests. In the component removal tests we take KaFFPa Strong and remove components step by step yielding weaker and weaker variants of the algorithm. For the knockout tests only one component is removed at a time.

$k$	Strong			-Kway			-Multitry			-Cyc			-MB			-Flow		
	Avg.	Best.	$t$	Avg.	Best.	$t$	Avg.	Best.	$t$	Avg.	Best.	$t$	Avg.	Best.	$t$	Avg.	Best.	$t$
2	561	548	2,85	561	548	2,87	564	549	2,68	568	549	1,42	575	551	1,33	627	582	0,85
4	1 286	1 242	5,13	1 287	1 236	5,28	1 299	1 244	4,26	1 305	1 248	2,40	1 317	1 254	2,18	1 413	1 342	1,02
8	2 314	2 244	7,52	2 314	2 241	7,82	2 345	2 273	5,34	2 356	2 279	3,11	2 375	2 295	2,70	2 533	2 441	1,32
16	3 833	3 746	11,26	3 829	3 735	11,73	3 907	3 813	6,40	3 937	3 829	3,79	3 970	3 867	3,32	4 180	4 051	1,80
32	6 070	5 936	16,36	6 064	5 949	17,12	6 220	6 087	7,72	6 269	6 138	4,77	6 323	6 177	4,20	6 573	6 427	2,60
64	9 606	9 466	25,09	9 597	9 449	26,09	9 898	9 742	9,69	9 982	9 823	6,35	10 066	9 910	5,71	10 359	10 199	3,94
Avg.	2 683	2 617	8,93	2 682	2 614	9,23	2 729	2 656	5,55	2 748	2 668	3,27	2 773	2 686	2,92	2 934	2 823	1,66

Effectiveness	Strong		-Kway		-Multitry		-Cyc		-MB		-Flow	
$k$	Avg.	Best.	Avg.	Best.	Avg.	Best.	Avg.	Best.	Avg.	Best.	Avg.	Best.
2	550	547	550	548	550	548	549	548	552	549	581	573
4	1 251	1 240	1 251	1 243	1 257	1 246	1 255	1 245	1 263	1 252	1 316	1 299
8	2 263	2 242	2 270	2 249	2 280	2 267	2 277	2 263	2 289	2 273	2 408	2 387
16	3 773	3 745	3 769	3 742	3 830	3 795	3 828	3 799	3 846	3 813	4 029	3 996
32	6 000	5 943	6 001	5 947	6 116	6 078	6 139	6 099	6 170	6 128	6 403	6 369
64	9 523	9 463	9 502	9 437	9 745	9 702	9 811	9 754	9 881	9 829	10 139	10 085
Avg.	2 636	2 616	2 636	2 618	2 668	2 650	2 669	2 653	2 684	2 666	2 799	2 775

**Table 5.** Removal tests: each configuration is same as left neighbor minus the component shown at the top of the column. The first table shows detailed results for all  $k$  in a normal test. The second table shows the results for an effectivity test.

In Table 5 and in Table 6 details results for normal tests and for effectivity tests are shown for all  $k$ . Notice that in order to achieve high quality partitions we don't need the perform classical  $k$ -way refinement. Table 6 shows that changes in solution quality are really small. However, the usage of  $k$ -way refinement speeds up overall runtime of the algorithm; hence we included it into our Strong configuration.

$k$	Strong			-Kway			-Multitry			-MB			-Flows		
	Avg.	Best.	$t$	Avg.	Best.	$t$	Avg.	Best.	$t$	Avg.	Best.	$t$	Avg.	Best.	$t$
2	561	548	2,85	561	548	2,86	561	548	2,72	564	548	2,70	582	559	1,94
4	1 286	1 242	5,14	1 287	1 236	5,29	1 293	1 240	4,23	1 290	1 239	4,68	1 312	1 252	2,95
8	2 314	2 244	7,52	2 314	2 241	7,81	2 337	2 271	5,24	2 322	2 249	6,88	2 347	2 270	4,88
16	3 833	3 746	11,19	3 829	3 735	11,69	3 894	3 799	6,27	3 838	3 747	10,41	3 870	3 779	8,22
32	6 070	5 936	16,38	6 064	5 949	17,15	6 189	6 055	7,67	6 082	5 948	15,42	6 110	5 977	13,17
64	9 606	9 466	25,08	9 597	9 449	26,02	9 834	9 680	9,78	9 617	9 478	24,02	9 646	9 509	21,19
Avg.	2 683	2 617	8,93	2 682	2 614	9,23	2 717	2 646	5,52	2 690	2 619	8,34	2 724	2 643	6,33

Effectiveness	$k$	Strong			-Kway			-Multitry			-MB			-Flows		
		Avg.	Best.	$t$	Avg.	Best.	$t$	Avg.	Best.	$t$	Avg.	Best.	$t$	Avg.	Best.	$t$
	2	550	547		550	548		550	548		550	548		560	556	
	4	1 251	1 240		1 251	1 243		1 254	1 243		1 251	1 241		1 266	1 252	
	8	2 263	2 242		2 270	2 249		2 276	2 262		2 270	2 246		2 281	2 259	
	16	3 771	3 742		3 767	3 741		3 810	3 781		3 773	3 747		3 797	3 767	
	32	6 000	5 943		6 002	5 950		6 090	6 055		6 006	5 955		6 028	5 977	
	64	9 523	9 463		9 502	9 437		9 681	9 636		9 525	9 470		9 548	9 494	
	Avg.	2 636	2 616		2 636	2 618		2 658	2 642		2 639	2 619		2 659	2 637	

**Table 6.** Knockout tests: each configuration is the same as KaFFPa Strong minus the component shown at the top of the column. The first table shows detailed results for all  $k$  in a normal test. The second table shows the results for an effectivity test.

#### 6.4 Comparison with other Partitioners

We now switch to our suite of larger graphs since that's what KaFFPa was designed for and because we thus avoid the effect of overtuning our algorithm parameters to the instances used for calibration. We compare ourselves with KaSPa Strong, KaPPa Strong, DiBaP Strong, Scotch and Metis. Table 7 summarizes the results. We excluded the European and German road network as well as the Random Geometric Graph since

$k$	KaFFPa Strong			KaSPa Strong			KaPPa Strong			DiBaP			Scotch			Metis		
	Best.	Avg.	$t$	Best.	Avg.	$t$	Best.	Avg.	$t$	Best.	Avg.	$t$	Best.	Avg.	$t$	Best.	Avg.	$t$
2	3 988	4 001	22,68	4 013	4 047	24,94	4 089	4 180	11,63	4 285	5 155	2,25	4 331	- 0,74		4 581	4 809	0,32
4	10 467	10 559	50,18	10 548	10 610	32,09	10 940	11 168	19,76	11 133	11 341	2,79	11 648	- 1,62		11 815	12 399	0,33
8	19 288	19 553	76,39	19 332	19 507	44,11	20 255	20 609	25,46	20 980	21 451	4,31	21 806	- 2,60		22 398	23 006	0,34
16	31 474	31 953	111,49	31 676	32 000	65,43	32 821	33 219	26,66	33 859	34 389	7,19	36 052	- 3,72		36 164	37 087	0,36
32	48 195	48 506	145,04	48 770	49 254	94,42	50 085	50 573	21,84	51 088	51 773	12,14	54 340	- 4,99		54 896	55 746	0,40
64	69 936	70 363	199,84	71 506	72 024	126,59	72 837	73 316	16,44	74 144	74 676	21,17	78 207	- 6,37		78 498	79 318	0,44
	20 986	21 172	80,93	21 185	21 364	54,97	21 839	22 163	19,56	22 460	23 461	6,07	23 503	- 2,68		23 954	24 661	0,36

**Table 7.** Results for our large benchmark suite.

DiBaP can't handle singletons and KaPPa runs out of memory for  $k = 2$  for the European road network. As

recommended by Henning Meyerhenke DiBaP was with 3 bubble repetitions, 14 FOS/L consolidations and 10 FOS/L iterations. Detailed per instance results can be found in the Appendix Table 11.

## 6.5 The Walshaw Benchmark

We now apply KaFFPa to Walshaw’s benchmark archive [29] using the rules used there, i.e., running time is no issue but we want to achieve minimal cut values for  $k \in \{2, 4, 8, 16, 32, 64\}$  and balance parameters  $\epsilon \in \{0, 0.01, 0.03, 0.05\}$ . We tried all combinations except the case  $\epsilon = 0$  because flows aren’t made for this case.

We ran KaFFPa Strong with a time limit of two hours and report the best result obtained in the appendix. KaFFPa computed 317 partitions which are better than previous best partitions reported there: 99 for 1%, 108 for 3% and 110 for 5%. Moreover, it reproduced equally sized cuts in 118 additional cases.

## 7 Conclusions and Future Work

KaFFPa is an approach to graph partitioning which currently computes the best known partitions for many large graphs, at least when a certain imbalance is allowed. This success is due to new local improvement methods, which are based on max-flow min-cut computations and more localized local searches, and global search strategies which were transferred from the multigrid community.

A lot of opportunities remain to further improve KaFFPa. For example we did not try to handle the case  $\epsilon = 0$  since this may require different local search strategies. Furthermore, we want to try other initial partitioning algorithms and ways to integrate KaFFPa into other metaheuristics like evolutionary search.

Moreover, we would like to go back to parallel graph partitioning. Note that our max-flow min-cut local improvement methods fit very well into the parallelization scheme of KaPPa [17]. We also want to combine KaFFPa with the  $n$ -level idea from KaSPar [21]. Other refinement algorithms, e.g., based on diffusion or MQI could be tried within our framework of pairwise refinement.

The current implementation of KaFFPa is a research prototype rather than a widely usable tool. However, we are planning an open source release available for download.

*Acknowledgements.* We would like to thank Vitaly Osipov for supplying data for KaSPar and Henning Meyerhenke for providing a DiBaP-full executable. We also thank Tanja Hartmann and Robert Görke for concrete advises regarding balanced min cuts.

## References

1. P. Bonsma. Most balanced minimum cuts. *Discrete Applied Mathematics*, 158(4):261–276, 2010.
2. W.L. Briggs and S.F. McCormick. *A multigrid tutorial*. Society for Industrial Mathematics, 2000.
3. J. Cheriyan and K. Mehlhorn. Algorithms for dense graphs and networks on the random access computer. *Algorithmica*, 15(6):521–549, 1996.
4. B.V. Cherkassky and A.V. Goldberg. On Implementing the Push-Relabel Method for the Maximum Flow Problem. *Algorithmica*, 19(4):390–410, 1997.
5. T. Davis. The University of Florida Sparse Matrix Collection, <http://www.cise.ufl.edu/research/sparse/matrices>, 2008.
6. D. Delling, P. Sanders, D. Schultes, and D. Wagner. Engineering route planning algorithms. In *Algorithmics of Large and Complex Networks*, volume 5515 of *LNCS State-of-the-Art Survey*, pages 117–139. Springer, 2009.
7. D. Drake and S. Hougardy. A simple approximation algorithm for the weighted matching problem. *Information Processing Letters*, 85:211–213, 2003.

8. R. Preis et al. PARTY partitioning library. <http://wwwcs.uni-paderborn.de/fachbereich/AG/monien/RESEARCH/PART/party.html>.
9. R. P. Fedorenko. A relaxation method for solving elliptic difference equations. *USSR Comput. Math. and Math. Phys.*, 5(1):1092–1096, 1961.
10. U. Feige and M. Mahdian. Finding small balanced separators. In *Proceedings of the thirty-eighth annual ACM symposium on Theory of computing*, pages 375–384. ACM, 2006.
11. C. M. Fiduccia and R. M. Mattheyses. A Linear-Time Heuristic for Improving Network Partitions. In *19th Conference on Design Automation*, pages 175–181, 1982.
12. P.O. Fjallstrom. Algorithms for graph partitioning: A survey. *Linkoping Electronic Articles in Computer and Information Science*, 3(10), 1998.
13. L. Ford and D. Fulkerson. Flows in networks. 1962.
14. H.N. Gabow. Path-Based Depth-First Search for Strong and Biconnected Components. *Information Processing Letters*, 2000.
15. R. Geisberger, P. Sanders, and D. Schultes. Better approximation of betweenness centrality. In *10th Workshop on Algorithm Engineering and Experimentation*, pages 90–108, San Francisco, 2008. SIAM.
16. B. Hendrickson. Chaco: Software for partitioning graphs. <http://www.sandia.gov/~bahendr/chaco.html>.
17. M. Holtgrewe, P. Sanders, and C. Schulz. Engineering a Scalable High Quality Graph Partitioner. *24th IEEE International Parallel and Distributed Processing Symposium*, 2010.
18. K. Lang and S. Rao. A flow-based method for improving the expansion or conductance of graph cuts. *Integer Programming and Combinatorial Optimization*, pages 383–400, 2004.
19. J. Maue and P. Sanders. Engineering algorithms for approximate weighted matching. In *6th Workshop on Exp. Algorithms (WEA)*, volume 4525 of *LNCS*, pages 242–255. Springer, 2007.
20. H. Meyerhenke, B. Monien, and T. Sauerwald. A new diffusion-based multilevel algorithm for computing graph partitions of very high quality. In *IEEE International Symposium on Parallel and Distributed Processing, 2008. IPDPS 2008.*, pages 1–13, 2008.
21. V. Osipov and P. Sanders. n-Level Graph Partitioning. *18th European Symposium on Algorithms (see also arxiv preprint arXiv:1004.4024)*, 2010.
22. F. Pellegrini. Scotch home page. <http://www.labri.fr/pelegriin/scotch>.
23. J.C. Picard and M. Queyranne. On the structure of all minimum cuts in a network and applications. *Combinatorial Optimization II*, pages 8–16, 1980.
24. K. Schloegel, G. Karypis, and V. Kumar. Graph partitioning for high performance scientific simulations. In J. Dongarra et al., editor, *CRPC Par. Comp. Handbook*. Morgan Kaufmann, 2000.
25. R. V. Southwell. Stress-calculation in frameworks by the method of “Systematic relaxation of constraints”. *Proc. Roy. Soc. Edinburgh Sect. A*, pages 57–91, 1935.
26. M. Toulouse, K. Thulasiraman, and F. Glover. Multi-level cooperative search: A new paradigm for combinatorial optimization and an application to graph partitioning. *Euro-Par 99 Parallel Processing*, pages 533–542, 1999.
27. C. Walshaw. The Graph Partitioning Archive, <http://staffweb.cms.gre.ac.uk/~c.walshaw/partition/>, 2008.
28. C. Walshaw. Multilevel refinement for combinatorial optimisation problems. *Annals of Operations Research*, 131(1):325–372, 2004.
29. C. Walshaw and M. Cross. Mesh Partitioning: A Multilevel Balancing and Refinement Algorithm. *SIAM Journal on Scientific Computing*, 22(1):63–80, 2000.
30. C. Walshaw and M. Cross. JOSTLE: Parallel Multilevel Graph-Partitioning Software – An Overview. In F. Magoules, editor, *Mesh Partitioning Techniques and Domain Decomposition Techniques*, pages 27–58. Civil-Comp Ltd., 2007. (Invited chapter).

Graph/ $k$	2		4		8		16		32		64	
3elt	<b>89</b>	89	<b>199</b>	199	<b>342</b>	342	571	<b>569</b>	987	<b>969</b>	1 595	<b>1 564</b>
add20	678	<b>594</b>	1 197	<b>1 177</b>	1 740	<b>1 704</b>	2 156	<b>2 121</b>	<b>2 565</b>	2 687	<b>3 071</b>	3 236
data	<b>188</b>	188	<b>378</b>	383	<b>659</b>	660	1 170	<b>1 162</b>	2 002	<b>1 865</b>	2 954	<b>2 885</b>
uk	<b>19</b>	19	<b>40</b>	41	<b>82</b>	84	<b>150</b>	152	260	<b>258</b>	<b>431</b>	438
add32	<b>10</b>	10	<b>30</b>	33	<b>66</b>	66	<b>117</b>	117	<b>212</b>	212	498	<b>493</b>
bcsstk33	<b>10 097</b>	10 097	21 556	<b>21 508</b>	34 183	<b>34 178</b>	55 447	<b>54 860</b>	79 324	<b>78 132</b>	110 656	<b>108 505</b>
whitaker3	<b>126</b>	126	<b>380</b>	380	<b>655</b>	656	1 105	<b>1 093</b>	<b>1 700</b>	1 717	2 588	<b>2 567</b>
crack	<b>183</b>	183	<b>362</b>	362	<b>677</b>	678	1 109	<b>1 092</b>	1 720	<b>1 707</b>	2 620	<b>2 566</b>
wing_nodal	<b>1 695</b>	1 696	3 576	<b>3 572</b>	5 445	<b>5 443</b>	<b>8 417</b>	8 422	12 129	<b>11 980</b>	16 332	<b>16 134</b>
fe_4elt2	<b>130</b>	130	<b>349</b>	349	<b>605</b>	605	<b>1 006</b>	1 014	<b>1 647</b>	1 657	2 575	<b>2 537</b>
vibrobox	11 538	<b>10 310</b>	<b>19 155</b>	19 199	24 702	<b>24 553</b>	34 384	<b>32 167</b>	42 711	<b>41 399</b>	49 924	<b>49 521</b>
bcsstk29	<b>2 818</b>	2 818	8 070	<b>8 035</b>	14 291	<b>13 965</b>	23 280	<b>21 768</b>	36 125	<b>34 886</b>	58 613	<b>57 054</b>
4elt	<b>138</b>	138	<b>320</b>	321	<b>534</b>	534	<b>938</b>	939	1 576	<b>1 559</b>	2 623	<b>2 596</b>
fe_sphere	<b>386</b>	386	<b>766</b>	768	<b>1 152</b>	1 152	<b>1 710</b>	1 730	<b>2 520</b>	2 565	3 670	<b>3 663</b>
cti	<b>318</b>	318	<b>944</b>	944	<b>1 752</b>	1 802	<b>2 865</b>	2 906	<b>4 180</b>	4 223	6 016	<b>5 875</b>
memplus	5 596	<b>5 489</b>	9 805	<b>9 559</b>	12 126	<b>11 785</b>	13 564	<b>13 241</b>	15 232	<b>14 395</b>	17 595	<b>16 857</b>
cs4	<b>366</b>	367	<b>938</b>	940	<b>1 455</b>	1 467	<b>2 124</b>	2 195	<b>2 990</b>	3 048	<b>4 141</b>	4 154
bcsstk31	<b>2 699</b>	2 701	<b>7 296</b>	7 444	<b>13 274</b>	13 371	24 546	<b>24 277</b>	38 860	<b>38 086</b>	60 612	<b>60 528</b>
fe_pwt	<b>340</b>	340	<b>704</b>	704	<b>1 437</b>	1 441	<b>2 799</b>	2 806	<b>5 552</b>	5 612	<b>8 314</b>	8 454
bcsstk32	<b>4 667</b>	4 667	<b>9 208</b>	9 247	21 253	<b>20 855</b>	<b>36 968</b>	37 372	62 994	<b>61 144</b>	97 299	<b>95 199</b>
fe_body	<b>262</b>	262	<b>598</b>	599	<b>1 040</b>	1 079	<b>1 806</b>	1 858	<b>2 968</b>	3 202	<b>5 057</b>	5 282
t60k	<b>75</b>	75	<b>208</b>	211	<b>454</b>	465	<b>818</b>	849	<b>1 361</b>	1 391	<b>2 143</b>	2 211
wing	<b>784</b>	787	<b>1 616</b>	1 666	<b>2 509</b>	2 589	<b>3 889</b>	4 131	<b>5 747</b>	5 902	<b>7 842</b>	8 132
brack2	<b>708</b>	708	<b>3 013</b>	3 027	<b>7 110</b>	7 144	<b>11 745</b>	11 969	<b>17 751</b>	17 798	26 766	<b>26 557</b>
finan512	<b>162</b>	162	<b>324</b>	324	<b>648</b>	648	<b>1 296</b>	1 296	<b>2 592</b>	2 592	10 752	<b>10 560</b>
fe_tooth	<b>3 815</b>	3 819	<b>6 870</b>	6 938	<b>11 492</b>	11 650	<b>17 592</b>	18 115	<b>25 695</b>	25 977	<b>35 722</b>	35 980
fe_rotor	<b>2 031</b>	2 045	7 538	<b>7 405</b>	13 032	<b>12 959</b>	20 888	<b>20 773</b>	<b>32 678</b>	32 783	47 980	<b>47 461</b>
598a	<b>2 388</b>	2 388	<b>7 956</b>	7 992	<b>16 050</b>	16 179	<b>25 892</b>	26 196	<b>40 003</b>	40 513	<b>57 795</b>	59 098
fe_ocean	<b>387</b>	387	<b>1 831</b>	1 856	<b>4 140</b>	4 251	<b>8 035</b>	8 276	<b>13 224</b>	13 660	<b>20 828</b>	21 548
144	<b>6 478</b>	6 479	15 635	<b>15 196</b>	<b>25 281</b>	25 455	<b>38 221</b>	38 940	<b>56 897</b>	58 126	<b>80 451</b>	81 145
wave	<b>8 665</b>	8 682	<b>16 881</b>	16 891	<b>29 124</b>	29 207	<b>43 027</b>	43 697	<b>62 567</b>	64 198	<b>86 127</b>	88 863
m14b	<b>3 826</b>	3 826	<b>12 981</b>	13 034	<b>25 854</b>	25 921	<b>42 358</b>	42 513	<b>67 454</b>	67 770	<b>99 661</b>	101 551
auto	<b>9 958</b>	10 004	<b>26 669</b>	26 941	45 892	<b>45 731</b>	<b>77 163</b>	77 618	<b>121 645</b>	123 296	<b>174 527</b>	175 975

**Table 8.** Computing partitions from scratch  $\epsilon = 1\%$ . In each  $k$ -column the results computed by KaFFPa are on the left and the current Walshaw cuts are presented on the right side.

Graph/ $k$	2		4		8		16		32		64	
3elt	<b>87</b>	87	<b>198</b>	198	<b>335</b>	336	<b>563</b>	565	962	<b>958</b>	1 558	<b>1 542</b>
add20	702	<b>576</b>	1 186	<b>1 158</b>	1 724	<b>1 690</b>	2 104	<b>2 095</b>	<b>2 490</b>	2 493	<b>3 035</b>	3 152
data	<b>185</b>	185	<b>369</b>	378	<b>640</b>	650	<b>1 127</b>	1 133	1 846	<b>1 802</b>	2 922	<b>2 809</b>
uk	<b>18</b>	18	<b>39</b>	40	<b>78</b>	81	<b>141</b>	148	<b>245</b>	251	418	<b>414</b>
add32	<b>10</b>	10	<b>30</b>	33	<b>66</b>	66	<b>117</b>	117	<b>212</b>	212	496	<b>493</b>
bcsstk33	<b>10 064</b>	10 064	<b>20 865</b>	21 035	<b>34 078</b>	34 078	54 847	<b>54 510</b>	78 129	<b>77 672</b>	108 668	<b>107 012</b>
whitaker3	<b>126</b>	126	<b>378</b>	378	<b>652</b>	655	<b>1 090</b>	1 092	<b>1 680</b>	1 686	2 539	<b>2 535</b>
crack	<b>182</b>	182	<b>360</b>	360	<b>673</b>	676	1 086	<b>1 082</b>	1 692	<b>1 679</b>	2 561	<b>2 553</b>
wing_nodal	<b>1 678</b>	1 680	<b>3 545</b>	3 561	<b>5 374</b>	5 401	<b>8 315</b>	8 316	11 963	<b>11 938</b>	16 097	<b>15 971</b>
fe_4elt2	<b>130</b>	130	<b>342</b>	343	<b>597</b>	598	<b>996</b>	1 007	<b>1 621</b>	1 633	<b>2 513</b>	2 527
vibrobox	11 538	<b>10 310</b>	18 975	<b>18 778</b>	24 268	<b>24 171</b>	33 721	<b>31 516</b>	42 159	<b>39 592</b>	49 270	<b>49 123</b>
bcsstk29	<b>2 818</b>	2 818	7 993	<b>7 983</b>	13 867	<b>13 817</b>	22 494	<b>21 410</b>	34 892	<b>34 407</b>	56 682	<b>55 366</b>
4elt	<b>137</b>	137	<b>319</b>	319	<b>523</b>	523	918	<b>914</b>	1 539	<b>1 537</b>	<b>2 570</b>	2 581
fe_sphere	<b>384</b>	384	<b>764</b>	764	<b>1 152</b>	1 152	<b>1 705</b>	1 706	2 483	<b>2 477</b>	3 568	<b>3 547</b>
cti	<b>318</b>	318	<b>916</b>	917	<b>1 714</b>	1 716	<b>2 773</b>	2 778	<b>4 029</b>	4 132	<b>5 683</b>	5 763
memplus	5 466	<b>5 355</b>	9 593	<b>9 418</b>	12 085	<b>11 628</b>	13 384	<b>13 130</b>	15 124	<b>14 264</b>	17 183	<b>16 724</b>
cs4	<b>360</b>	361	<b>928</b>	936	<b>1 439</b>	1 467	<b>2 090</b>	2 126	<b>2 935</b>	3 014	<b>4 080</b>	4 107
bcsstk31	<b>2 676</b>	2 676	<b>7 150</b>	7 181	<b>13 020</b>	13 246	23 536	<b>23 504</b>	38 048	<b>37 459</b>	58 738	<b>58 667</b>
fe_pwt	<b>340</b>	340	<b>700</b>	704	<b>1 411</b>	1 416	<b>2 776</b>	2 784	<b>5 496</b>	5 606	<b>8 228</b>	8 346
bcsstk32	<b>4 667</b>	4 667	<b>8 742</b>	8 778	20 223	<b>20 035</b>	<b>35 572</b>	35 788	60 766	<b>59 824</b>	<b>92 094</b>	92 690
fe_body	<b>262</b>	262	<b>598</b>	598	<b>1 016</b>	1 033	<b>1 734</b>	1 767	<b>2 810</b>	2 906	<b>4 799</b>	4 982
t60k	<b>71</b>	71	<b>203</b>	207	<b>449</b>	454	<b>805</b>	822	<b>1 343</b>	1 391	<b>2 115</b>	2 198
wing	<b>773</b>	774	<b>1 605</b>	1 636	<b>2 471</b>	2 551	<b>3 862</b>	4 015	<b>5 645</b>	5 832	<b>7 727</b>	8 043
brack2	<b>684</b>	684	<b>2 834</b>	2 839	<b>6 871</b>	6 980	<b>11 462</b>	11 622	<b>17 211</b>	17 491	<b>26 026</b>	26 366
finan512	<b>162</b>	162	<b>324</b>	324	<b>648</b>	648	<b>1 296</b>	1 296	<b>2 592</b>	2 592	10 629	<b>10 560</b>
fe_tooth	<b>3 788</b>	3 792	<b>6 796</b>	6 862	<b>11 313</b>	11 422	<b>17 318</b>	17 655	<b>25 208</b>	25 624	<b>35 044</b>	35 830
fe_rotor	<b>1 959</b>	1 960	<b>7 128</b>	7 182	<b>12 479</b>	12 546	20 397	<b>20 356</b>	<b>31 345</b>	31 763	<b>46 783</b>	47 049
598a	<b>2 367</b>	2 367	<b>7 842</b>	7 873	<b>15 740</b>	15 820	<b>25 704</b>	25 927	<b>38 803</b>	39 525	<b>57 070</b>	58 101
fe_ocean	<b>311</b>	311	<b>1 696</b>	1 698	<b>3 921</b>	3 974	<b>7 648</b>	7 838	<b>12 550</b>	12 746	<b>20 049</b>	21 033
144	<b>6 438</b>	6 438	15 128	<b>15 122</b>	<b>25 119</b>	25 301	<b>37 782</b>	37 899	<b>56 399</b>	56 463	<b>78 626</b>	80 621
wave	<b>8 594</b>	8 616	<b>16 668</b>	16 822	<b>28 513</b>	28 664	<b>42 308</b>	42 620	<b>61 756</b>	62 281	<b>85 254</b>	86 663
m14b	<b>3 823</b>	3 823	<b>12 948</b>	12 977	<b>25 522</b>	25 550	<b>42 015</b>	42 061	66 401	<b>65 879</b>	<b>96 881</b>	100 064
auto	<b>9 683</b>	9 716	<b>25 836</b>	25 979	<b>44 841</b>	45 109	<b>75 792</b>	76 016	<b>120 174</b>	120 534	<b>171 584</b>	172 357

**Table 9.** Computing partitions from scratch  $\epsilon = 3\%$ . In each  $k$ -column the results computed by KaFFPa are on the left and the current Walshaw cuts are presented on the right side.

Graphi/ $k$	2		4		8		16		32		64	
3elt	<b>87</b>	87	<b>197</b>	197	<b>330</b>	330	<b>558</b>	560	952	<b>950</b>	<b>1 528</b>	1 539
add20	691	<b>550</b>	1 171	<b>1 157</b>	1 703	<b>1 675</b>	2 112	<b>2 081</b>	<b>2 440</b>	2 463	<b>2 996</b>	3 152
data	182	<b>181</b>	<b>363</b>	368	629	<b>628</b>	1 092	<b>1 086</b>	1 813	<b>1 777</b>	2 852	<b>2 798</b>
uk	<b>18</b>	18	<b>39</b>	39	<b>76</b>	78	<b>139</b>	139	<b>242</b>	246	<b>404</b>	410
add32	<b>10</b>	10	<b>30</b>	33	<b>63</b>	63	<b>117</b>	117	<b>212</b>	212	<b>486</b>	491
bcsstk33	<b>9 914</b>	9 914	20 216	<b>20 198</b>	<b>33 922</b>	33 938	54 692	<b>54 323</b>	77 564	<b>77 163</b>	107 832	<b>106 886</b>
whitaker3	<b>126</b>	126	<b>378</b>	378	<b>647</b>	650	1 087	<b>1 084</b>	<b>1 673</b>	1 686	<b>2 512</b>	2 535
crack	<b>182</b>	182	<b>360</b>	360	<b>667</b>	667	<b>1 077</b>	1 080	1 682	<b>1 679</b>	<b>2 526</b>	2 548
wing_nodal	1 669	<b>1 668</b>	<b>3 524</b>	3 536	<b>5 346</b>	5 350	<b>8 266</b>	8 316	<b>11 855</b>	11 879	16 111	<b>15 873</b>
fe_4elt2	<b>130</b>	130	<b>335</b>	335	<b>581</b>	583	<b>986</b>	991	<b>1 600</b>	1 633	<b>2 493</b>	2 516
vibrobox	11 486	<b>10 310</b>	18 856	<b>18 778</b>	23 948	<b>23 930</b>	33 113	<b>31 235</b>	41 812	<b>39 592</b>	48 841	<b>48 200</b>
bcsstk29	<b>2 818</b>	2 818	7 942	<b>7 936</b>	<b>13 575</b>	13 614	21 971	<b>20 924</b>	34 452	<b>33 818</b>	55 873	<b>54 935</b>
4elt	<b>137</b>	137	<b>315</b>	315	<b>516</b>	516	<b>901</b>	902	<b>1 520</b>	1 532	<b>2 554</b>	2 565
fe_sphere	<b>384</b>	384	<b>762</b>	764	<b>1 152</b>	1 152	<b>1 688</b>	1 692	<b>2 433</b>	2 477	<b>3 535</b>	3 547
cti	<b>318</b>	318	<b>889</b>	890	<b>1 684</b>	1 708	2 735	<b>2 725</b>	<b>3 957</b>	4 037	<b>5 609</b>	5 684
memplus	5 362	<b>5 267</b>	9 690	<b>9 299</b>	12 078	<b>11 555</b>	13 349	<b>13 078</b>	14 992	<b>14 170</b>	16 758	<b>16 454</b>
cs4	<b>353</b>	356	<b>922</b>	936	<b>1 435</b>	1 467	<b>2 083</b>	2 126	<b>2 923</b>	2 958	4 055	<b>4 052</b>
bcsstk31	<b>2 670</b>	2 676	<b>7 088</b>	7 099	<b>12 865</b>	12 941	<b>23 202</b>	23 254	<b>37 282</b>	37 459	57 748	<b>57 534</b>
fe_pwt	<b>340</b>	340	<b>700</b>	700	<b>1 405</b>	1 405	<b>2 748</b>	2 772	<b>5 431</b>	5 545	<b>8 136</b>	8 310
bcsstk32	<b>4 622</b>	4 622	<b>8 441</b>	8 454	<b>19 601</b>	19 678	<b>35 014</b>	35 208	<b>59 456</b>	59 824	91 110	<b>91 006</b>
fe_body	<b>262</b>	262	<b>589</b>	596	<b>1 014</b>	1 017	<b>1 701</b>	1 723	<b>2 787</b>	2 807	<b>4 642</b>	4 834
t60k	<b>65</b>	65	<b>195</b>	196	<b>445</b>	454	<b>801</b>	818	<b>1 337</b>	1 376	<b>2 106</b>	2 168
wing	<b>770</b>	770	<b>1 597</b>	1 636	<b>2 456</b>	2 528	<b>3 842</b>	3 998	<b>5 586</b>	5 806	<b>7 651</b>	7 991
brack2	<b>660</b>	660	<b>2 731</b>	2 739	<b>6 634</b>	6 671	<b>11 240</b>	11 358	<b>17 137</b>	17 256	<b>25 827</b>	26 281
finan512	<b>162</b>	162	<b>324</b>	324	<b>648</b>	648	<b>1 296</b>	1 296	<b>2 592</b>	2 592	10 604	<b>10 560</b>
fe_tooth	<b>3 773</b>	3 773	<b>6 718</b>	6 825	<b>11 185</b>	11 337	<b>17 230</b>	17 404	<b>24 977</b>	25 216	<b>34 704</b>	35 466
fe_rotor	<b>1 940</b>	1 950	<b>6 999</b>	7 045	<b>12 353</b>	12 380	<b>19 935</b>	20 132	<b>31 016</b>	31 450	<b>46 006</b>	46 608
598a	<b>2 336</b>	2 336	<b>7 738</b>	7 763	<b>15 502</b>	15 544	<b>25 560</b>	25 585	<b>38 884</b>	39 144	<b>56 586</b>	57 412
fe_ocean	<b>311</b>	311	<b>1 686</b>	1 697	<b>3 902</b>	3 941	<b>7 457</b>	7 618	<b>12 373</b>	12 720	<b>19 764</b>	20 667
144	<b>6 361</b>	6 362	15 321	<b>15 122</b>	25 078	<b>25 025</b>	37 505	<b>37 433</b>	<b>56 041</b>	56 463	<b>78 645</b>	79 296
wave	<b>8 535</b>	8 563	<b>16 543</b>	16 662	<b>28 493</b>	28 615	<b>42 179</b>	42 482	<b>61 386</b>	61 788	<b>84 247</b>	85 658
m14b	<b>3 802</b>	3 802	<b>12 945</b>	12 976	<b>25 151</b>	25 292	<b>41 538</b>	41 750	<b>65 087</b>	65 231	<b>96 580</b>	98 005
auto	<b>9 450</b>	9 450	<b>25 310</b>	25 399	<b>44 360</b>	44 520	75 195	<b>75 066</b>	<b>119 125</b>	120 001	<b>171 355</b>	171 459

**Table 10.** Computing partitions from scratch  $\epsilon = 5\%$ . In each  $k$ -column the results computed by KaFFPa are on the left and the current Walshaw cuts are presented on the right side.

graph	k	KaFFPa Strong			KaSPa Strong			KaPPa Strong			DiBaP			Scotch			Metis		
		Best	Avg.	t	Best	Avg.	t	Best	Avg.	t	Best	Avg.	t	Best	Avg.	t	Best	Avg.	t
fe_tooth	2	3 789	3 829	5.43	3 844	3 987	5.86	3 951	4 336	3.75	4 390	4 785.2	0.98	4 259	4 259	0.38	4 372	4 529	0.08
fe_tooth	4	6 812	6 946	12.62	6 937	6 999	8.54	7 012	7 189	5.22	7 492	8 081.8	1.10	8 304	8 304	0.72	7 805	8 280	0.08
fe_tooth	8	11 595	11 667	18.22	11 482	11 564	13.43	12 272	12 721	6.83	12 186	12 532.4	1.78	12 999	12 999	1.09	13 334	13 768	0.08
fe_tooth	16	17 907	18 056	27.53	17 744	17 966	21.24	18 302	18 570	7.18	19 389	19 615.8	2.86	20 816	20 816	1.59	20 035	20 386	0.09
fe_tooth	32	25 585	25 738	41.42	25 888	26 248	35.12	26 397	26 617	5.28	26 518	27 073.4	5.05	28 430	28 430	2.13	28 547	29 052	0.10
fe_tooth	64	35 497	35 597	57.23	36 259	36 469	49.65	36 862	37 002	4.71	37 271	37 458	8.78	38 401	38 401	2.69	39 233	39 381	0.12
598a	2	2 367	2 372	7.73	2 371	2 384	6.50	2 387	2 393	5.64	2 414	2 435.6	1.90	2 417	2 417	0.39	2 444	2 513	0.14
598a	4	7 896	7 993	13.29	7 897	7 921	11.15	8 235	8 291	10.24	8 200	8 200	2.39	8 246	8 246	0.95	8 466	8 729	0.15
598a	8	15 830	16 182	25.60	15 929	15 984	22.31	16 502	16 641	12.21	16 585	16 663	3.59	17 490	17 490	1.63	17 170	17 533	0.16
598a	16	26 211	26 729	41.81	26 046	26 270	38.39	26 467	26 825	17.74	26 693	27 131	6.14	29 804	29 804	2.37	27 857	28 854	0.17
598a	32	39 863	39 976	68.82	39 625	40 019	60.60	40 946	41 190	18.16	40 908	41 456.6	10.96	44 756	44 756	3.21	43 256	44 213	0.19
598a	64	57 325	57 860	107.20	58 362	58 945	87.52	59 148	59 387	14.15	58 978	59 371.6	18.50	64 561	64 561	4.11	61 888	62 703	0.22
fe_ocean	2	311	311	5.27	317	317	5.55	314	317	3.21	348	1 067.6	0.62	402	402	0.18	540	579	0.11
fe_ocean	4	1 789	1 789	9.36	1 801	1 810	9.40	1 756	1 822	6.30	1 994	1 994	0.69	2 000	2 000	0.44	2 102	2 140	0.11
fe_ocean	8	4 012	4 087	13.58	4 044	4 097	14.33	4 104	4 252	6.33	5 208	5 305.2	1.24	4 956	4 956	0.81	5 256	5 472	0.12
fe_ocean	16	7 966	8 087	21.14	7 992	8 145	22.41	8 188	8 350	5.62	9 356	9 501.8	1.97	9 351	9 351	1.27	10 115	10 377	0.13
fe_ocean	32	12 660	12 863	31.73	13 320	13 518	36.53	13 593	13 815	4.34	15 893	16 230.2	3.09	15 089	15 089	1.83	16 565	16 877	0.15
fe_ocean	64	20 606	20 739	66.39	21 326	21 739	62.46	21 636	21 859	3.68	24 692	24 894.8	6.02	23 246	23 246	2.49	24 198	24 531	0.17
144	2	6 451	6 482	16.12	6 455	6 507	12.81	6 559	6 623	7.45	7 146	7 146	2.38	6 695	6 695	0.66	6 804	6 972	0.20
144	4	15 485	15 832	34.62	15 312	15 471	24.73	16 870	16 963	13.33	16 169	16 550.4	3.17	16 899	16 899	1.44	17 144	17 487	0.21
144	8	25 282	25 626	53.65	25 130	25 409	38.13	26 300	26 457	20.11	26 121	26 871.2	4.54	28 172	28 172	2.24	28 006	28 194	0.22
144	16	38 483	38 669	85.52	37 872	38 404	69.35	39 010	39 319	26.04	39 618	40 066.6	7.77	43 712	43 712	3.12	42 861	43 041	0.24
144	32	56 672	56 827	121.75	57 082	57 492	106.40	58 331	58 631	24.60	57 683	58 592.2	13.03	63 224	63 224	4.14	61 716	62 481	0.26
144	64	78 828	79 477	147.98	80 313	80 770	144.77	82 286	82 452	19.11	81 997	82 216.6	23.22	88 246	88 246	5.25	86 534	87 208	0.30
wave	2	8 665	8 681	14.23	8 661	8 720	16.19	8 832	9 132	8.24	8 994	10 744	2.02	9 337	9 337	0.83	9 169	9 345	0.19
wave	4	16 804	16 908	38.36	16 806	16 920	29.56	17 008	17 250	14.51	17 382	17 608.8	2.52	19 995	19 995	1.72	19 929	21 906	0.20
wave	8	28 882	29 339	62.99	28 681	28 817	46.61	30 690	31 419	20.63	29 893	32 246.4	3.74	33 357	33 357	2.61	33 223	33 639	0.21
wave	16	42 292	43 538	97.53	42 918	43 208	75.97	44 831	45 048	20.54	45 227	45 596.8	6.32	48 903	48 903	3.53	48 404	49 000	0.22
wave	32	62 566	62 647	124.43	63 025	63 159	112.19	63 981	64 390	14.94	63 594	64 464	10.50	70 581	70 581	4.68	68 062	68 604	0.25
wave	64	84 970	85 649	195.61	87 243	87 554	150.37	88 376	88 964	12.51	87 741	88 487.2	18.61	96 759	96 759	5.90	92 148	94 083	0.29
m14b	2	3 823	3 823	19.82	3 828	3 846	20.03	3 862	3 954	11.16	3 898	3 941.6	3.53	3 872	3 872	0.70	4 036	4 155	0.31
m14b	4	12 953	13 031	38.87	13 015	13 079	26.51	13 543	13 810	18.77	13 494	13 519.2	4.72	13 484	13 484	1.71	13 932	14 560	0.33
m14b	8	26 006	26 179	65.15	25 573	25 756	45.33	27 330	27 393	24.97	26 743	26 916.2	7.10	27 839	27 839	2.86	28 138	28 507	0.34
m14b	16	43 176	43 759	91.08	42 212	42 458	83.25	45 352	45 762	28.11	44 666	45 515.6	12.75	50 778	50 778	4.25	48 314	49 269	0.36
m14b	32	67 417	67 512	142.37	66 314	66 991	133.88	68 107	69 075	29.94	67 888	68 957	22.30	75 453	75 453	5.72	72 746	74 135	0.40
m14b	64	98 222	98 536	189.96	99 207	100 014	198.23	101 053	101 455	25.26	99 994	100 653	37.37	109 404	109 404	7.38	107 384	108 141	0.44
auto	2	9 725	9 775	74.25	9 740	9 768	68.39	9 910	10 045	30.09	10 094	11 494.2	6.94	10 666	10 666	1.61	10 781	12 147	0.83
auto	4	25 841	25 891	151.14	25 988	26 062	75.60	28 218	29 481	64.01	26 523	27 958	9.92	29 046	29 046	3.52	27 629	30 318	0.86
auto	8	44 847	45 299	257.71	45 099	45 232	97.60	46 272	46 652	85.89	48 326	48 346.4	14.24	49 999	49 999	5.42	49 691	52 422	0.87
auto	16	75 792	77 429	317.81	76 287	76 715	153.46	78 713	79 769	87.41	80 198	81 742.6	24.60	84 462	84 462	7.84	85 562	89 139	0.91
auto	32	121 016	121 687	366.47	121 269	121 862	246.50	12 460	125 500	71.77	124 443	125 043	40.76	133 403	133 403	10.58	133 026	134 086	0.99
auto	64	173 155	173 624	490.74	174 612	174 914	352.09	177 038	177 595	62.64	175 091	175 758	66.23	193 170	193 170	13.68	188 555	189 699	1.08
delaunay_n20	2	1 680	1 687	57.94	1 711	1 731	196.33	1 858	1 882	35.43	1 994	2 265.4	2.91	1 874	1 874	1.18	2 054	2 194	1.11
delaunay_n20	4	3 368	3 380	124.29	3 418	3 439	130.67	3 674	3 780	64.08	3 804	3 804	3.05	3 723	3 723	2.35	4 046	4 094	1.15
delaunay_n20	8	6 247	6 283	154.95	6 278	6 317	104.37	6 670	6 854	70.07	6 923	7 102.8	5.01	7 180	7 180	3.58	7 705	8 029	1.13
delaunay_n20	16	10 012	10 056	210.39	10 183	10 218	84.33	10 816	11 008	67.92	11 174	11 382	8.01	11 266	11 266	4.77	11 854	12 440	1.14
delaunay_n20	32	15 744	15 804	220.40	15 905	16 026	101.69	16 813	17 086	42.67	17 343	17 408.8	13.5	17 784	17 784	6.04	18 816	19 304	1.18
delaunay_n20	64	23 472	23 551	237.76	23 935	23 962	97.09	24 799	25 179	22.04	25 884	26 148.6	23.9	26 163	26 163	7.34	28 318	28 543	1.21
rgg_n_2_20_s0	2	2 088	2 119	94.68	2 162	2 201	198.61	2 377	2 498	33.24				2 832	2 832	1.41	3 023	3 326	1.57
rgg_n_2_20_s0	4	4 184	4 241	167.88	4 323	4 389	130.00	4 867	5 058	38.50				5 737	5 737	2.82	5 786	6 174	1.56
rgg_n_2_20_s0	8	7 684	7 729	192.45	7 745	7 915	103.66	8 995	9 391	46.06				11 251	11 251	4.48	11 365	11 771	1.54
rgg_n_2_20_s0	16	12 504	12 673	205.29	12 596	12 792	86.19	14 953	15 199	35.86				17 157	17 157	6.13	17 498	18 125	1.53
rgg_n_2_20_s0	32	20 078	20 400	207.80	20 403	20 478	100.03	23 430	23 917	26.04				28 078	28 078	7.96	27 765	28 495	1.58
rgg_n_2_20_s0	64	30 518	30 893	230.28	30 860	31 066	97.83	34 778	35 354	11.62				38 815	38 815	9.83	41 066	42 465	1.58
af_shell10	2	26 225	26 225	367.08	26 225	26 225	317.11	26 225	26 225	78.65	26 225	26 225	3.74	26 825	26 825	3.64	27 625	28 955	2.99
af_shell10	4	53 450	53 825	1 326.09	55 075	55 345	210.61	54 950	55 265	91.96	56 075	56 075	4.92	58 500	58 500	7.60	61 100	64 705	3.04
af_shell10	8	94 350	96 667	1 590.61	97 709	100 233	179.51	101 425	102 335	136.99	107 125	108 400	7.53	105 375	105 375	11.97	117 650	120 120	3.04
af_shell10	16	152 050	155 092	2 154.59	163 125	165 770	212.12	165 025	166 427	106.63	168 450	171 940	11.98	171 725	171 725	16.45	184 350	188 765	3.06
af_shell10	3																		