

A near optimal algorithm for finding Euclidean shortest path in polygonal domain

Rajasekhar Inkulu ^{*} Sanjiv Kapoor [†] S. N. Maheshwari [‡]

Abstract

We present an algorithm to find an *Euclidean Shortest Path* from a source vertex s to a sink vertex t in the presence of obstacles in \mathbb{R}^2 . Our algorithm takes $O(T + m(\lg m)(\lg n))$ time and $O(n)$ space. Here, $O(T)$ is the time to triangulate the polygonal region, m is the number of obstacles, and n is the number of vertices. This bound is close to the known lower bound of $O(n + m \lg m)$ time and $O(n)$ space. Our approach involve progressing shortest path wavefront as in continuous Dijkstra-type method, and confining its expansion to regions of interest.

1 Introduction

The shortest path problem in \mathbb{R}^d is that of finding a shortest route from one point to another among the presence of obstacles. Even in \mathbb{R}^3 under the Euclidean metric, it is not even known whether the shortest path problem in the presence of polyhedral obstacles is in NP though the problem has been shown to be NP-hard. This paper considers the case in \mathbb{R}^2 . The Euclidean shortest path problem in a polygonal region is one of the oldest and best-known in computational geometry due to its various applications. Mitchell [13] provides an extensive survey of research accomplished in determining shortest paths in polygonal and polyhedral domains.

We assume that the domain is defined by a simple polygon having m obstacles comprising a total of n vertices. There are two fundamentally different approaches in solving this problem: the visibility graph method, and the wavefront method. These approaches assume a triangulation of the domain, which can be accomplished in $O(n + m(\lg m)^{1+\epsilon})$ using the algorithm from Bar-Yehuda and Chazelle [1].

The visibility graph method is based on constructing a graph whose nodes are the vertices of the obstacles and the edges are pairs of mutually visible vertices. Welzl [17] provides an algorithm for constructing the visibility graph with n line segments in $O(n^2)$ time. Ghosh and Mount [3], and Kapoor and Maheshwari [9] found an algorithm to construct the visibility graph of time complexity $O(n \lg n + E)$, where E is the number of edges in the graph. Applying Dijkstra-type algorithm on this graph, one can determine a shortest path in $O(n \lg n + E)$. Unfortunately the visibility graph can have $\Omega(n^2)$ edges in the worst case, so any shortest path algorithm that depends on an explicit construction of the visibility graph will have a similar worst-case running-time.

Storer and Reif [15] presented $O(T + mn)$ time algorithm which constructs a data structure so that the shortest path from s to any point on the plane can be determined in $O(1)$ time. Using the concept of corridors, Kapoor and Maheshwari [8] presented an algorithm of time complexity $O(m^2 \lg n + n \lg n)$.

^{*}Department of Computer Science, Indian Institute of Technology, Guwahati, India. E-mail: rinkulu@iitg.ac.in

[†]Department of Computer Science, Illinois Institute of Technology, Chicago, USA. E-mail: kapoor@iit.edu

[‡]Department of Computer Science, Indian Institute of Technology, Delhi, India. E-mail: snm@cse.iitd.ernet.in

The second approach used by Hershberger and Suri [4], Mitchell [11], Mitchell [12], and Kapoor [6, 7] gave algorithms to find a shortest path by expanding a wavefront from source s till it reaches the destination t . This approach seems inherently more geometric than the graph-theoretic method based on visibility graphs. However, this method when directly applied does not achieve the known lower bound of $\Omega(n + m \log m)$, and resolving this is an open problem for several years. Mitchell [12] gave an algorithm for computing a shortest path map, an encoding of shortest paths from s to all points of the plane in $O(n^{3/2+\epsilon})$ time and space. More recently, Hershberger and Suri [5] presented $O(n \lg n)$ time algorithm.

In this paper, we combine corridors with the wavefront approach to obtain a $O(n+m(\lg m)(\lg n))$ time algorithm which uses $O(n)$ space for computing Euclidean shortest path among obstacles in \mathbb{R}^2 , whereas the Problem 21 of The Open Problems Project (TOPP) intends for a solution with $O(n + m \lg m)$ time using $O(n)$ space. We assume a model of computation where real arithmetic is allowed, though the results apply even when finite precision arithmetic is used (ignoring the numerical complexity of the schemes). Our algorithm proceeds by first triangulating the given polygonal region and then identifying the useful corridors and junctions among those triangles as in Kapoor et al. [8]. Then we initiate a shortest path wavefront from source and progress it as in continuous Dijkstra-type of method; however, to reduce the number of event points, we confine the wavefront to progress in regions of interest.

Section 2 gives basic definitions, properties, and the utility of various constructs that we use in developing the algorithm. Algorithm outline is mentioned in Section 3. Section 4 gives details of data structures and the operations on each of them. More technical details of algorithm are presented in Sections 5, 6, 7, 8, and 10. The algorithm in terms of event point types and their handling is described in Section 9. Both the analysis and proof of correctness are spread all through the paper, whereas the analysis required for the overall time and space complexity analysis is presented in Section 11. Section 12 concludes with possible generalizations.

2 Definitions and Properties

Let $v_l=v_0, v_1, \dots, v_{l-1}$ be l points, known as vertices, in the plane. The sequence of l line segments, known as edges, $e_l=e_0=v_0v_1, e_1=v_1v_2, \dots, e_{l-1}=v_{l-1}v_0$ together form a *closed polygonal chain*, say C . The polygonal chain C is *simple* if and only if $\forall_i e_i \cap e_{i+1} = v_{i+1}$ and $\forall_{i,j \neq i+1} e_i \cap e_j = \phi$. Then C with the region bounded by it together is known as a *simple polygon*, say P' . Let $\mathcal{O} = \{P_1, P_2, \dots, P_m\}$ be the set of simple polygons interior to C s.t. $\forall_{i,j \neq i} P_i \cap P_j = \phi$. Then $P = \bigcup_i P_i$ is known as the *polygonal domain* or *polygon with holes*, say \mathcal{P} . The set V comprising the vertices of \mathcal{P} is of size n , whereas the number of obstacles $|\mathcal{O}|$ is m . We denote the Euclidean shortest distance between two points p_1 and p_2 in \mathcal{P} with $d(p_1, p_2)$. We intend to find an Euclidean shortest path between two points in \mathcal{P} . Among these two points, one is termed as source s and the other is sink t . We consider both s and t as degenerate single point obstacles. In other words, $s, t \in \mathcal{O}$. We use the continuous Dijkstra's approach in finding a shortest path from s to t .

Wavefront Progression with Triangulation

Definition 2.1 *The shortest path wavefront $\mathcal{W}(d)$ at distance d is the locus of points at Euclidean shortest distance d from the source s .*

Initially, the wavefront is a circle centered at s with radius ϵ , where ϵ is a small positive constant. The algorithm proceeds by expanding the wavefront in \mathcal{P} . As the wavefront progresses, it may encounter various vertices and edges of \mathcal{P} . Let the shortest path wavefront be at distance d' from s . A point $p \in \mathcal{P}$ is considered as **traversed** if $d(p, s) \leq d'$. Otherwise, the point p is said to be untraversed. An edge e is traversed, if there exists a point $p \in e$ such that p is traversed. A region R is traversed, if for every point $p \in R$, p is traversed. An edge e is defined as **struck** if there exists a point $p \in e$ such that $d(p, s) = d'$ and for $p \neq p'$ and $p' \in e$, $d(p', s) \geq d'$. For any

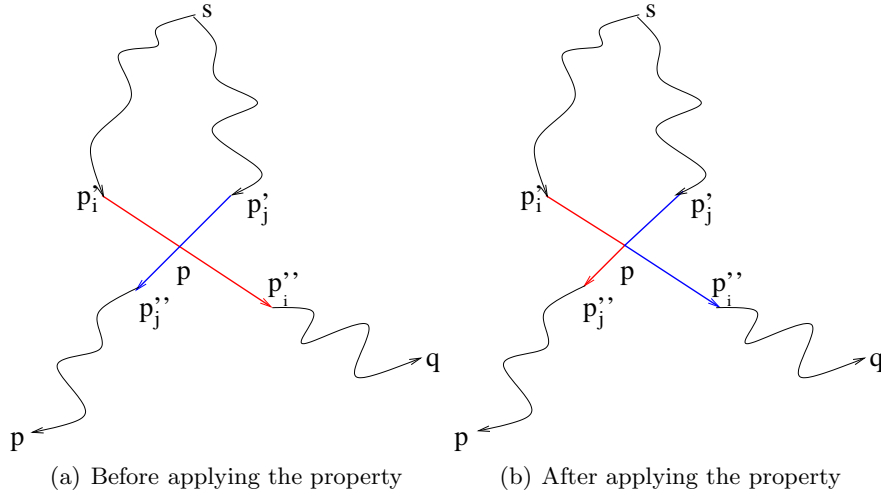


Figure 1: Non-contiguity property of shortest paths

vertex v of \mathcal{P} , when the wavefront strikes v , a new arc with center v may be initiated and inserted into the wavefront.

Property 2.1 A wavefront segment $w(v)$ is a circular arc with center $v \in \mathcal{P}$, such that each point on $w(v)$ has a shortest path to source s via v .

Property 2.2 At any stage of the algorithm, the wavefront $\mathcal{W}(d)$ comprises a contiguous (abutting) sequence of wavefront segments, $w(v_1), \dots, w(v_k)$ for some $k \leq n$.

The algorithm halts when the wavefront strikes t . Suppose $w(v_k)$ is the arc that struck t , $w(v_{k-1})$ is the arc that struck v_k , \dots , $w(s)$ is the arc that struck v_1 . Then our algorithm outputs the shortest path from s to t which comprises of line segments $sv_1, v_1v_2, \dots, v_{k-1}v_k$ and $v_k t$. Adding the Euclidean distances along these line segments yields the shortest distance from s to t .

Lemma 2.1 Consider shortest paths from source s to two points p_i and p_j in \mathcal{P} . Suppose the interior of a line segment in shortest path from s to p_i intersects with the interior of a line segment in shortest path from s to p_j . Then there always exists a shortest path from source s to p_i (resp. s to p_j) so that the interior of no line segment in shortest path from s to p_i (resp. s to p_j) intersects with the interior of line segments in the given shortest path from s to p_j (resp. s to p_j). This property is termed as **non-crossing property of shortest paths**.

Proof:

Consider the point p at which the interior of line segments $p'_i p''_i$ and $p'_j p''_j$ respectively belonging to shortest paths from s to p_i and p_j intersect. First, note that there exists at least two shortest paths from s to p : one via p'_i and the other via p'_j . Replacing the given shortest path to p''_i via p'_i with $p''_i p$ and pp'_j , and replacing the given shortest path to p''_j via p'_j with $p''_j p$ and pp'_i yields two shortest paths that do not cross with each other at p . Since this local operation reduces the number of interior intersection of line segments in both the shortest paths by one, repeatedly applying this operation at every such intersection point yields the required. \square

To guide the wavefront progression, we triangulate the polygonal domain using the algorithm by Bar-Yehuda and Chazelle [1]. First we triangulate $\mathcal{P} - \{s, t\}$, and obtain a triangulation. We locate s in a triangle $T = (v_1, v_2, v_3)$ and introduce triangulation edges sv_1, sv_2, sv_3 ; similarly, after

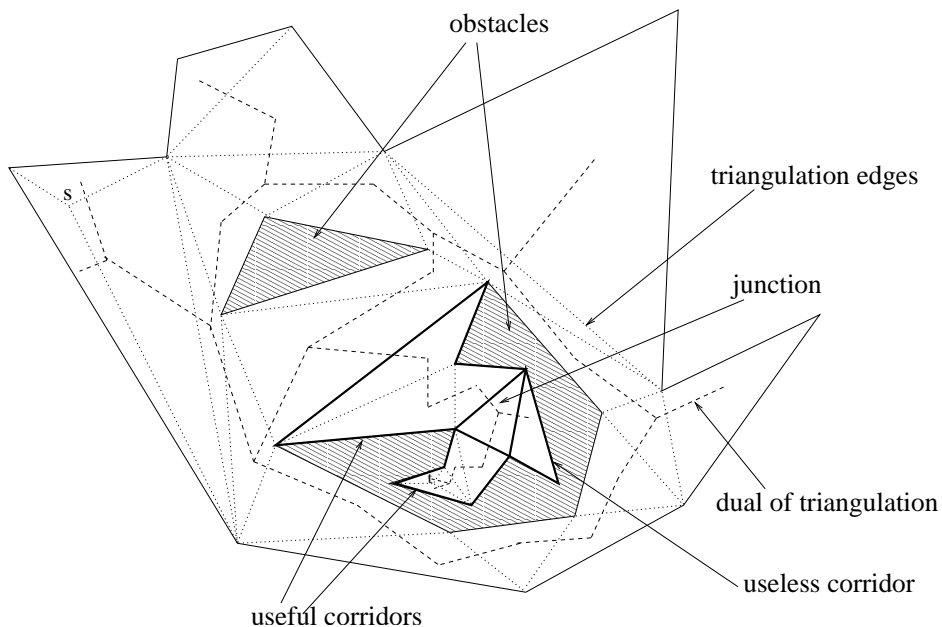


Figure 2: Corridors and Junctions

locating t , we introduce triangulation edges to yield a resultant triangulation, denoted with \mathcal{T} .

A sequence of wavefront segments in the wavefront, not necessarily contiguous, together are termed as a *section of wavefront*. We define a line segment l to be **reachable** by a section of wavefront, if there exists a point p on l and a point w on W such that the interior of line segment pw does not intersect any untraversed vertex/edge in \mathcal{P} . Typically, we are interested in reachable edges of triangulation \mathcal{T} . The wavefront is progressed based on its interaction with the reachable edges, and the interaction among the wavefront segments.

The algorithm is event based. Let $\mathcal{W}(d)$ be the wavefront. Primarily, the event points can be categorized into two: finding $d' \geq d$ so that the $\mathcal{W}(d')$ strikes a reachable triangulation edge; finding $d'' \geq d$ so that the $\mathcal{W}(d'')$ at which two wavefront segments intersect. The events occur as the wavefront progresses and are maintained in a min-heap, with the corresponding shortest distance at which the event occurs (d' or d'') as the key. The former causes the updates to the set of reachable edges, and the new segments may possibly be incorporated into the wavefront. The latter could cause some wavefront segments to change shape, some to be removed from the wavefront, and may change the set of reachable edges.

With this approach, there are $O(n)$ vertices from each of which a wavefront segment could be initiated; these $O(n)$ wavefront segments could interact with $O(n)$ triangulation edges, causing quadratic time complexity in terms of number of vertices in \mathcal{P} .

Corridors and Junctions

We intend to reduce the number of edges with which the wavefront interacts. This we accomplish by exploiting the structure in the triangulation and obtain a coarser data structure. The number of elements in the new data structure are $O(m)$ and the wavefront may strike $O(m)$ entities rather than $O(n)$, hence is an improvement.

The coarser structural elements obtained from triangulation are termed as corridors and junctions. We outline their descriptions from Kapoor et al. [10]. Consider the triangulation \mathcal{T} and its

dual graph. See Fig. 2. The dual graph is divided into paths where a path is composed of maximally connected vertices of degree two. Each such path defines a *corridor* formed by the sequence of dual regions or triangles corresponding to the vertices of the dual graph. A corridor is a region confined by (at most) four geometric entities - two convex chains on opposite sides, termed as *corridor convex chains*; and two edges, termed as (*wavefront*) *enter/exit bounding edges* or *enter/exit boundaries*, that are incident to both the corridor convex chains. Each of these convex chains' is a section of boundary of an upper or lower hull (see [2]). A junction is a triangle enclosed by at most three edges, each edge from a distinct corridor. A side of an edge belonging to a useful corridor convex chain or enter/exit bounding edge is known as a *bounding edge*. An end point of a bounding edge is known as a *bounding vertex*. An edge e in the dual graph is defined to be *useful* if there exists a simple path from s to t that is having a point in common with the triangles associated with dual edge e . Otherwise, it is *useless*. A corridor is defined to be *useful* if the triangles constituting the corridor contribute an useful edge in the dual graph. While partitioning \mathcal{P} into corridors and junctions, we define s and t as degenerate corridors. The algorithm starts with a subdivision of the polygonal region into $O(m)$ useful *corridors* and *junctions*.

The corridors can be classified by their structure into two types, *open and closed*. A corridor C is termed as an *open corridor* whenever there exists two points such that p_1 lies on one enter/exit boundary of C and p_2 lies on the other enter/exit boundary edge of C , and p_1 is visible to p_2 . See Fig. 3. Otherwise, a corridor is termed as a *closed corridor*. A closed corridor gives rise to two funnels each with an apex, and each funnel has two convex chains. See Fig. 4.

The advantages in progressing shortest path wavefront using corridors is two fold. First, rather than interacting with the $O(n)$ triangulation edges, it interacts with $O(m)$ corridor convex chains and corridor enter/exit bounding edges. Further, as explained latter, we exploit the coherence in the wavefront segments that are originated from the successive vertices along a corridor convex chain.

A corridor convex chain C is *reachable*, if there exist a bounding edge $b \in C$ that is reachable. A contiguous cycle of reachable corridor convex chains and/or enter/exit boundaries is termed as a **boundary cycle**.

As shown in Fig. 3(a), e_1, e_2, e_3 are the edges of a junction J and the corresponding b_1, b_2, b_3 are the bounding edges that are reachable from the initial wavefront segment $w(s)$. The initial wavefront comprises of $w(s)$ only. The bounding edges b_1, b_2, b_3 together form the boundary cycle BC . The first event that occurs when the wavefront, which is a circle, strikes b_1 of J . See Fig. 3(b). At that stage, the bounding edge b_1 in BC is replaced by convex chain C'_1 , bounding edge b_4 , and the convex chain C''_1 . The resultant boundary cycle is $C'_1, b_4, C''_1, b_2, b_3$. As the $w(s)$ progresses, the boundary cycle BC further changes as shown in Fig. 3(c). In general, as the wavefront expands, if the just struck edge e bounds an untraversed junction J then e is replaced by the other two edges of J in the boundary cycle under consideration. And if the edge e is a bounding edge of an untraversed corridor C , then e is replaced by the other bounding edge of C and corridor convex chains of C .

In the case of closed corridors, after the wavefront strikes the first apex point of the funnel, segments are initiated from the other apex point (provided the shortest distance to that has not already been determined) p , when the wavefront expands from s after a distance that equals the shortest distance from s to p . See Fig. 4.

As the wavefront progresses, a boundary cycle may split. See Fig. 5. This is possible when an edge e in a boundary cycle BC is reachable from the wavefront from both of its sides. In other words, e appears twice in BC as a bounding edge, and the boundary cycle splits into two when e is struck from either side. Consider a boundary cycle $BC = b_1, b_2 \dots b_i = (u_i, v_i) \dots b_j = (v_i, u_i) \dots b_k, b_1$. Note that both b_i and b_j represent the same edge, say e . When e is struck, the boundary cycle

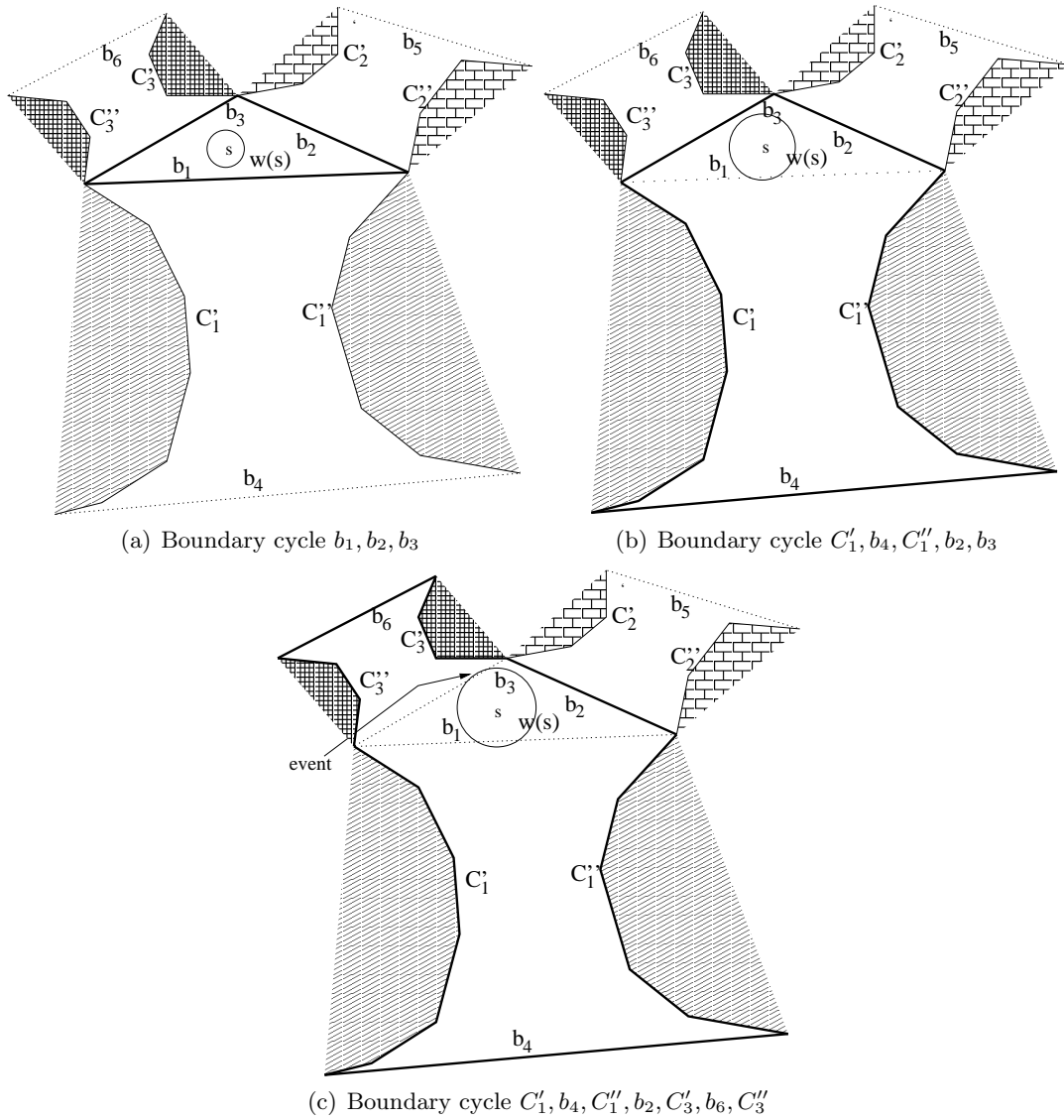


Figure 3: Boundary cycle as the initial wavefront expands

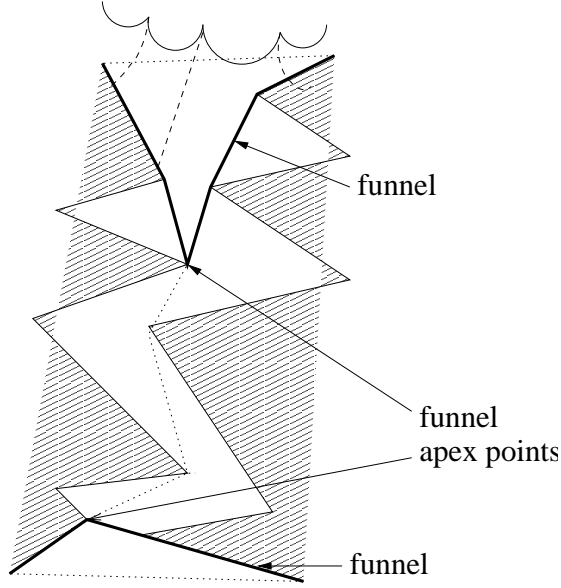


Figure 4: Wavefront progression in closed corridors

BC splits into two boundary cycles: $BC_i = b_1, \dots, b_{i-1}, b_{j+1}, \dots, b_k$ and $BC_j = b_{i+1}, \dots, b_{j-1}$. For any two boundary cycles BC', BC'' , and bounding edges $b' \in BC', b'' \in BC''$, if b' and b'' do not correspond to the same edge, then we say that BC', BC'' are *disjoint boundary cycles*. Therefore, BC_i and BC_j are disjoint boundary cycles. The corridor bounding edges in all boundary cycles together are denoted with ∂B . A sequence of contiguous bounding edges in ∂B is termed as a *section of boundary*.

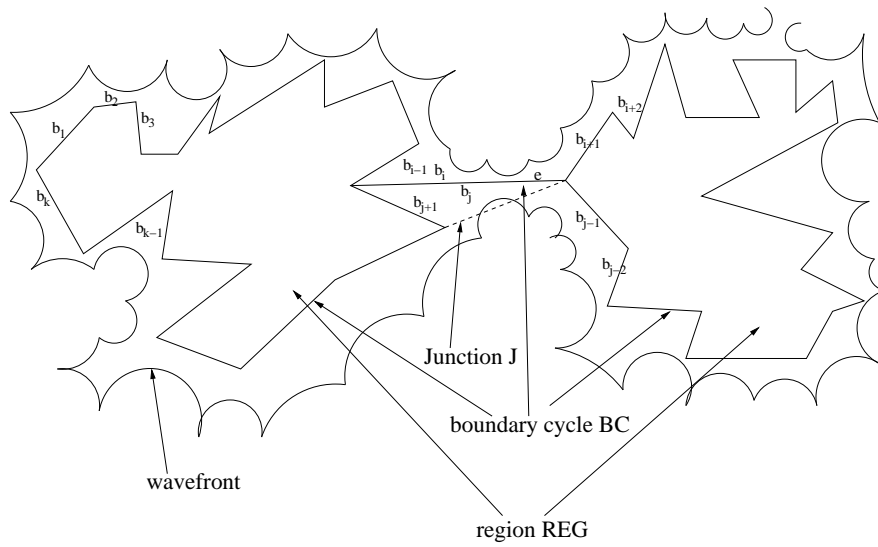
Associations and I-curves

Since there are $O(m)$ corridors, $O(m)$ junctions, and $O(n)$ wavefront segments, the interactions between the wavefront and the junction/corridor boundaries can be $O(nm)$. This has been perceived to be the bottleneck in implementing the wavefront method. To this end, we keep track of corridor convex chains, corridor enter/exit boundaries that are reachable from sections of wavefront, with the wavefront progress.

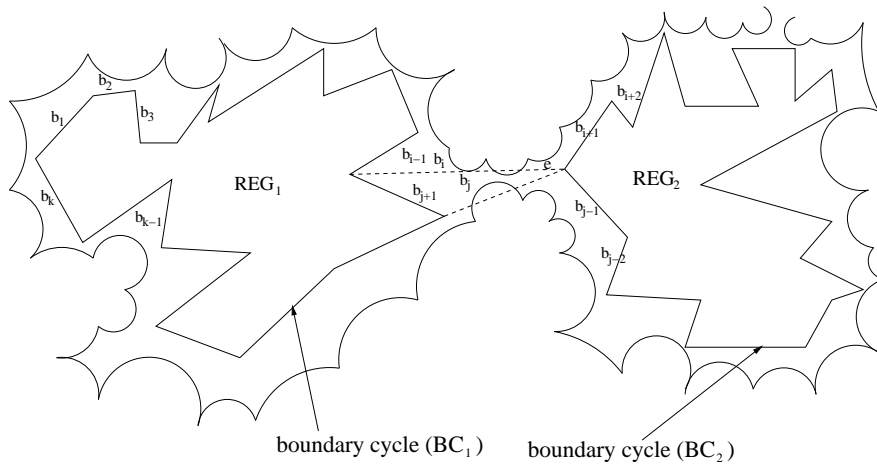
Consider a corridor convex chain or enter/exit boundary g in a boundary cycle. Let W_g be the set of wavefront segments from each of which g is reachable. Every wavefront segment $w \in W_g$ is **associated** with g (or, g is associated with segment w) if and only if a point on g has shortest Euclidean distance to s via the center of w . The association is defined by the relation: $\mathcal{A} \subseteq \mathcal{G} \times \mathcal{S}$, where \mathcal{G} is the set of corridor convex chains or enter/exit boundaries in the polygonal domain, and \mathcal{S} is the set of waveform segments formed during the course of algorithm. Note that the wavefront segments in W_g need not be contiguous in wavefront.

We maintain these associations for determining the wavefront progression at which the wavefront strikes ∂B . For every section of wavefront W , given its association with a section of boundary BS in a boundary cycle, we need only to compute the shortest distance between BS and W , which is more efficient than computing the shortest distance between W and whole of ∂B . Again, we update these associations locally whenever an event changes either BS or W . The following definition of I-curves helps in initiating and updating associations of wavefront segments or sections of wavefronts.

The Voronoi diagram of a given set of points S is the partition of the plane into regions so



(a) Junction J before boundary split



(b) Junction J after boundary split

Figure 5: Boundary split

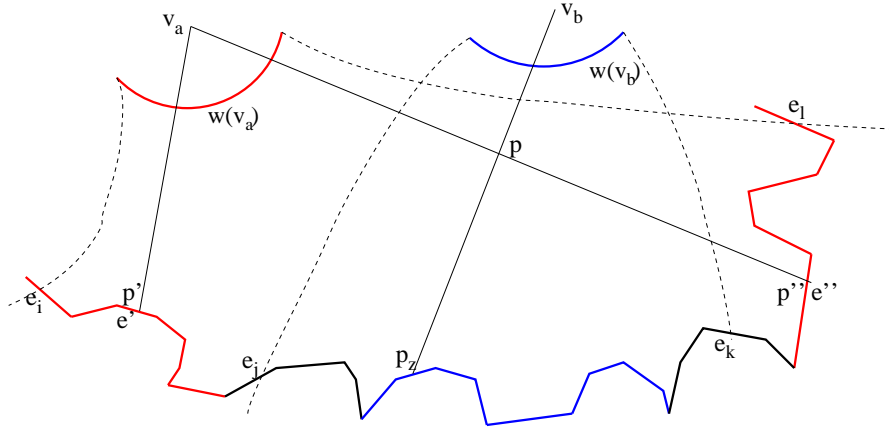


Figure 6: Contiguity property for segments

that all the points interior to a region are closer to one and only one point of S . To determine the associations for a wavefront segment, essentially we require Voronoi regions corresponding to each wavefront segment. Consider any two adjacent wavefront segments, $w(v_a), w(v_b)$, in the wavefront. The curve that separates the Voronoi regions of v_a and v_b is termed as an **I-curve**($w(v_a), w(v_b)$). Every point p on I-curve($w(v_a), w(v_b)$) has (at least) two shortest distance paths to s : one is via v_a (the line segment from p to v_a together with a shortest path from v_a to s) and the other is via v_b (the line segment from p to v_b together with a shortest path from v_b to s). In other words, I-curve($w(v_a), w(v_b)$) is a curve separating Voronoi regions belong to v_a and v_b in a weighted Voronoi diagram defined over v_a and v_b , with the respective weights $d(v_a, s), d(v_b, s)$ at v_a and v_b .

Let $w(v_i), \dots, w(v_j), w(v_{j+1}), \dots, w(v_k), w(v_{k+1}), \dots, w(v_l)$ be successive wavefront segments. When an I-curve($w(v_j), w(v_{j+1})$) intersects another I-curve($w(v_k), w(v_{k+1})$) at a point p , due to non-crossing property of shortest paths (Lemma 2.1), there is no need to progress wavefront segments $w(v_{j+1}), \dots, w(v_k)$ any further from p . To avoid overlaps of segments within the wavefront, we capture I-curve intersection as an event point and update the wavefront by removing $w(v_{j+1}), \dots, w(v_k)$ from the wavefront. Therefore, I-curves are also useful in identifying the wavefront changes.

Given that there could be number of boundary cycles, the associations of wavefront segments with the boundary edges on every cycle is of interest in determining the interactions. We show the following useful property:

Lemma 2.2 *There exists an association A such that the sequence of boundary edges on a boundary cycle that are associated with a segment is a contiguous sequence. This is known as the contiguity property for wavefront segments.*

Proof: Consider a sequence of bounding edges $e_i, \dots, e_j, \dots, e_k, \dots, e_l$ of a boundary cycle. Let two sections of boundary e_i, \dots, e_j and e_k, \dots, e_l are associated with wavefront segment $w(v_a)$ and another section of boundary e_j, \dots, e_k is associated with a segment $w(v_b)$. See Fig. 6. Also, let the shortest path from v_b to s does not pass through v_a , and vice versa.

From the definition of associations, for every bounding edge $e' \in \{e_i, \dots, e_j\}$, there exists a point p' on e' which has a shortest path to s via v_a . Similarly, for every bounding edge $e'' \in \{e_k, \dots, e_l\}$, there exists a point p'' on e'' which has a shortest path to s via v_b ; and for every bounding edge $e_z \in \{e_j, \dots, e_k\}$, there exists a point p_z on e_z which has a shortest path to s via v_b . But the line segment joining p_z to v_b , intersects either the line segment joining p' to v_a or the line segment joining p'' to v_a . This is because the point p_z occurs on the section of

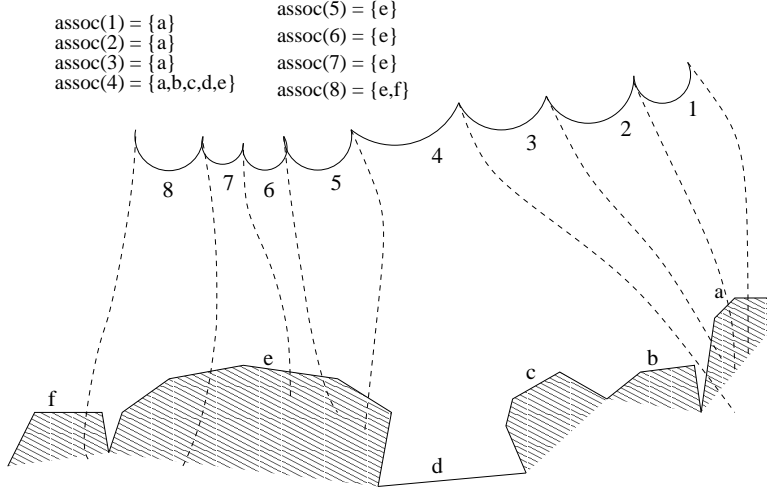


Figure 7: Associations of wavefront segments with convex chains and enter/exit boundaries

boundary between points p' and p'' . Suppose the line segment $p_z v_b$ intersects the line segment $p'' v_a$ at a point p (argument for the other case is symmetric). Because of the non-crossing property of shortest paths (Lemma 2.1), the intersection point p has at least two shortest paths to s : one via v_a , and, another via v_b . In turn, there exists two shortest paths from p'' (resp. p_z) to s : one via v_a , and the other via v_b . Hence $w(v_b)$ can be associated with e'' , and, $w(v_a)$ can be associated with e_z . \square

Fig. 7 shows the associations between a section of wavefront W and a section of boundary B with I-curves between adjacent segments of W .

Any corridor enter/exit boundary e is considered as traversed from the first time it got struck by a section of wavefront, and from there on e does not participate in associations. In other words, each corridor enter/exit boundary is struck by the wavefront at most only once. When a section of wavefront W strikes an untraversed junction J or corridor C , the updates to associations of W are termed as *wavefront split*; whereas the *wavefront merger* procedure updates the associations of sections of wavefront when an edge of already traversed junction J or corridor C is struck.

The following example describes both the wavefront split and merger. Consider a junction $J = (e_1, e_2, e_3)$ in which no edge is traversed yet. Suppose a section of wavefront SW_1 struck edge e_1 when the wavefront is $\mathcal{W}(d)$. Then we need to delete e_1 from all of its associations, and the associations of SW_1 needs to be updated to reflect the associations of wavefront segments in SW_1 to bounding edges corresponding to e_2 and e_3 . As shown in Fig. 8(a), the section of wavefront SW_1 is split into section of wavefront SW'_1 that is associated with e_2 , and the section of wavefront SW''_1 that is associated with e_3 , for $SW'_1 \cup SW''_1 = SW_1$.

For $d' > d$, when the wavefront is $\mathcal{W}(d')$, suppose e_2 is struck by SW'_1 as shown in Fig. 8(c). Now based on SW'_1 I-curves, the section of boundary associated with SW'_1 comprise $C'_1 \cup b_4 \cup C''_1$. For $d'' > d'$, when the wavefront is $\mathcal{W}(d'')$, suppose e_3 is struck by a section of wavefront SW_2 (see Fig. 8(c)). This causes a boundary split. Both the edges e_1 and e_2 are not considered as existing any more as they were respectively struck by SW_1 and SW'_1 in the past. Then based on SW_2 I-curves, we know that C'_1 and b_4 are reachable from SW_2 . Since there is a section of boundary that is common to both SW'_1 and SW_2 , we merge these two sections of wavefront. We merge two sections of wavefront whenever there is a boundary split. The wavefront merge procedure computes the association of $C'_1 \cup b_4 \cup C''_1$ with bunches in $SW'_1 \cup SW_2$, based on the proximity of each of C'_1, b_4, C''_1 with SW'_1 and SW_2 . Note that each section of wavefront shown in these pictures may comprise bunches which are not necessarily contiguous along the wavefront. This is true even for

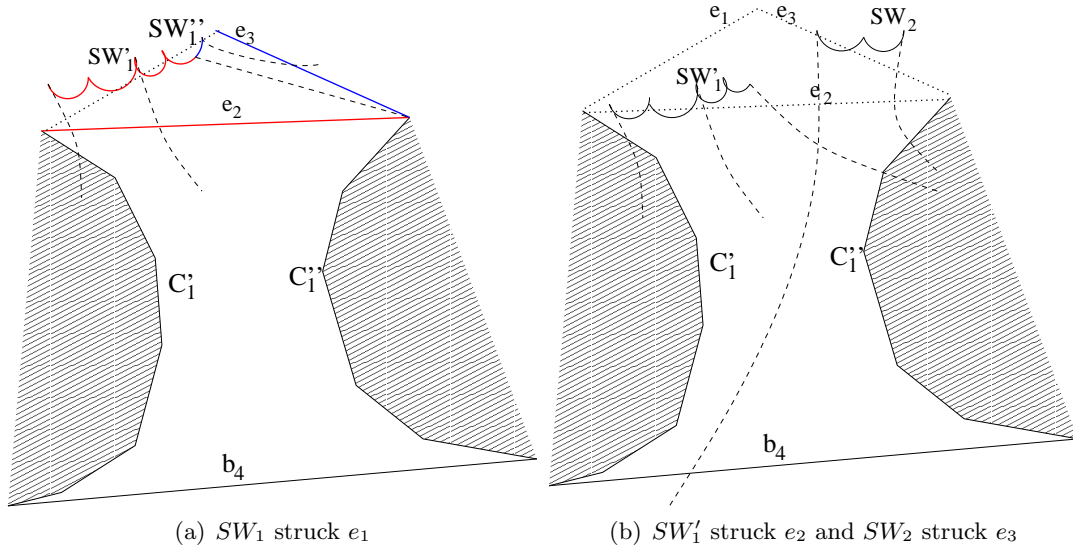


Figure 8: Wavefront split and merger

the resultant section of wavefront that is associated with $C_1' \cup b_4 \cup C_1''$.

Property 2.3 *A waveform merger is required whenever there is a boundary split.*

We associate either a section of boundary with a segment, or a section of wavefront with a $g \in \partial B$, such that neither a g nor a $w(v)$ participates in more than one association. This limits the number of interactions between the wavefront and ∂B to $O(n + m)$.

Bunches

The shortest distance computations and updates of associations are proportional to the number of associations involved. Given that n could be much larger than m , it would be interesting to explore whether the number of interactions/associations is a function of number of obstacles. Also, $O(n)$ wavefront segments could interact between themselves. To reduce the number of such possible events, either we need to reduce the number of wavefront segments initiated or show that the number of segment intersections are limited to $o(n^2)$. The latter is possible due to the following structure:

Definition 2.2 *Let v_j, v_{j+1}, \dots, v_k be a maximal list of successive vertices along a corridor convex chain CC such that for every two neighboring vertices p, q in this ordered list $d(s, q) = d(s, p) + d(p, q)$. Then, a **bunch** $B(v_j, v_k)$ is defined as the sequence of wavefront segments $w(v_j), w(v_{j+1}), \dots, w(v_k)$.*

The I-curves among segments within a bunch are straight-lines. Two I-curves are said to *diverge* if they are not intersecting, and will not intersect in future as the wavefront expands.

Lemma 2.3 *The intra-bunch I-curves among the segments within a bunch diverge.*

Proof: Consider a bunch B with wavefront segments $w(v_j), \dots, w(v_l)$. Suppose v_j lies on corridor convex chain C . See Fig. 9. Let p be a point interior to the hull formed by the vertices of C , and v_j, \dots, v_l occur in clockwise (resp. counter-clockwise) direction w.r.t. p . Since any two non-parallel lines can intersect at one point at most, and any edge $v_k v_{k+1}$ for $j < k \leq l - 1$ extended in counter-clockwise (resp. clockwise) direction w.r.t. p intersects all lines induced by edges in the set $\{v_j v_{j+1}, \dots, v_{k-1} v_k\}$, the I-curves will not intersect in future on wavefront expansion. \square

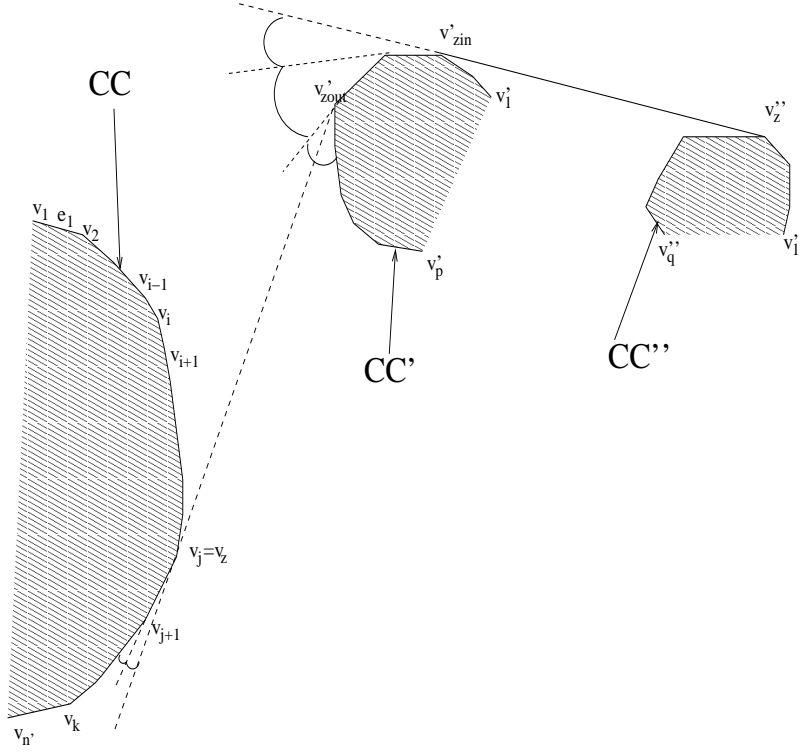


Figure 10: Bunch initiation

is initiated in bunch $B(v_z, v_{n'})$ with further wavefront expansion. See Fig. 11(c). Although the bunch $B(v_z, v_{n'})$ is inserted into the wavefront when $w(v_z)$ is initiated, the rest of the wavefront segments are in $B(v_z, v_{n'})$ when the wavefront strikes their corresponding centers. The satellite data associated with the nodes of the data structure corresponding to every bunch B facilitates in determining which wavefront segments within B are initiated.

Bunch I-curves and Associations

Since segments within a bunch does not interact between themselves, only the interactions between bunches, and the interaction of bunches with ∂B are of interest. Given that both the number of bunches and $|\partial B|$ are a function of number of corridors, which is again a function of number of obstacles, the total number of events is a function of m . Similar to associations of segments with the boundary sections, we are interested in associations between bunches and the boundary sections.

Consider a corridor convex chain or enter/exit boundary g in a boundary cycle. Let B_g be the set of bunches from each of which g is reachable. Every bunch $S \in B_g$ is **associated** with g (or, g is associated with bunch S) if and only if a point on g has shortest Euclidean distance to s via the center of a segment $w \in S$. The association is defined by the relation: $\mathcal{A} \subseteq \mathcal{G} \times \mathcal{B}$, where \mathcal{G} is the set of corridor convex chains or enter/exit boundaries in \mathcal{P} , and \mathcal{B} is the set of bunches formed during the course of algorithm. Again, note that it is not necessary for any two bunches in B_g to be contiguous in the wavefront. The example in Fig. 12(a) shows an association of bunches with ∂B , and how the associations are updated in Fig. 12(b).

Lemma 2.4 *There exists an association \mathcal{A} such that the sequence of boundary edges on a boundary cycle that are associated with a bunch is a contiguous sequence. This is known as contiguity property for bunches.*

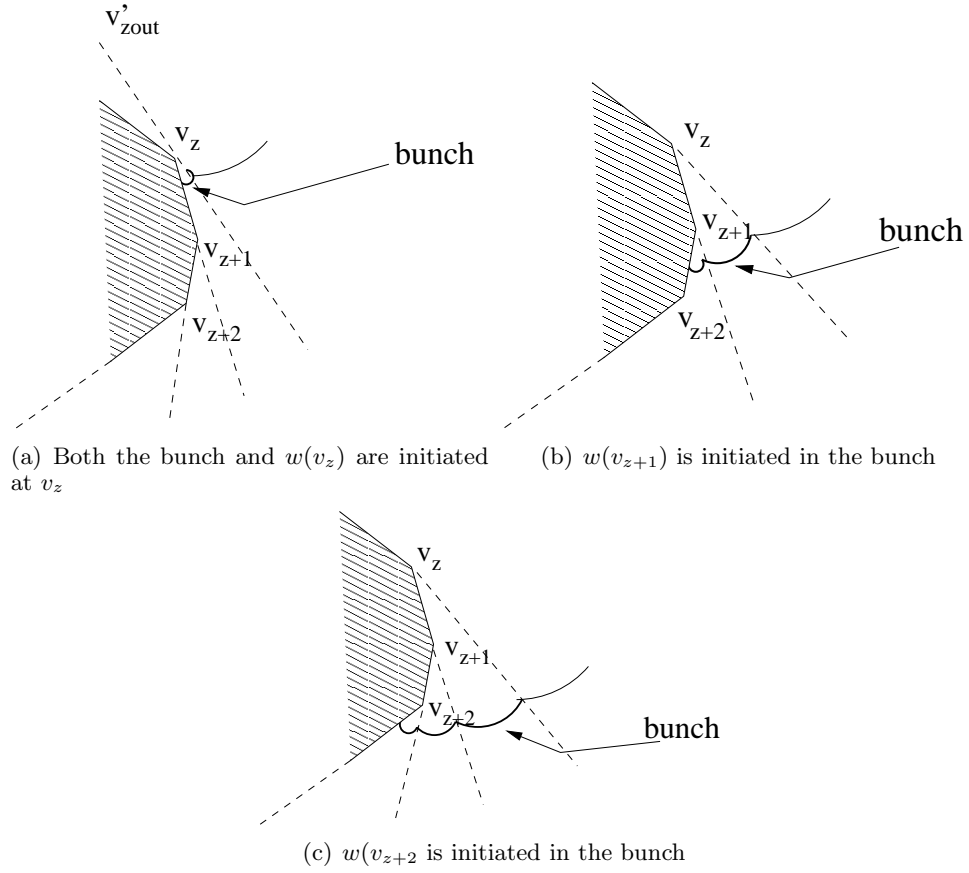


Figure 11: Initiation of wavefront segments within a bunch

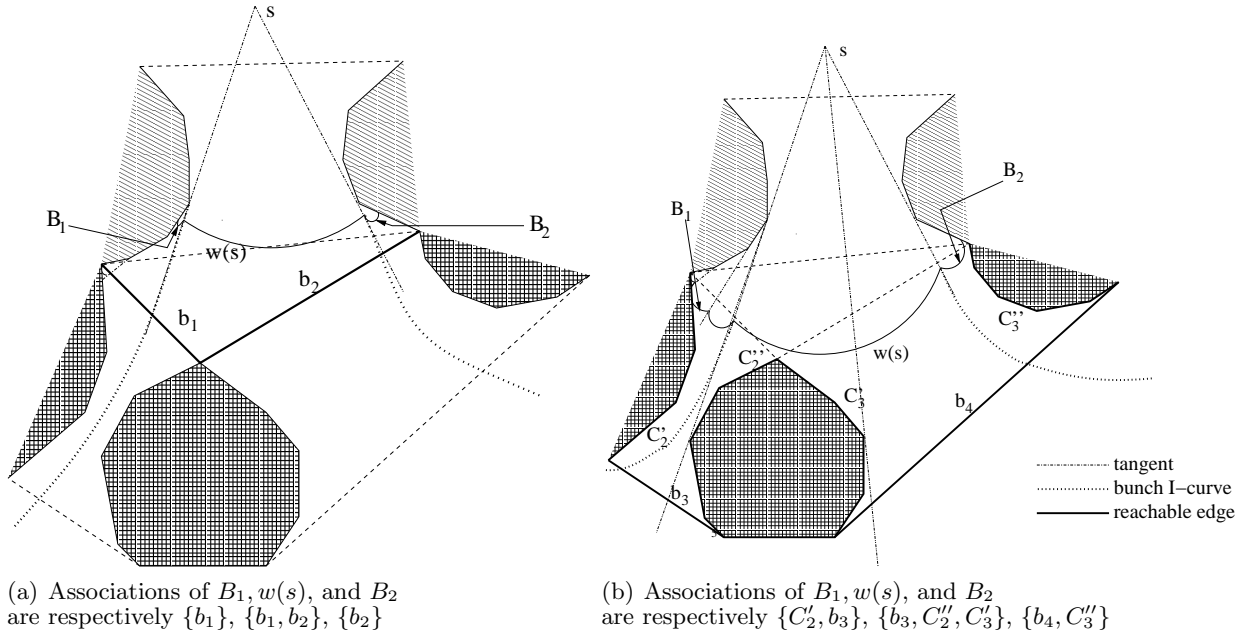


Figure 12: Associations of bunches with ∂B

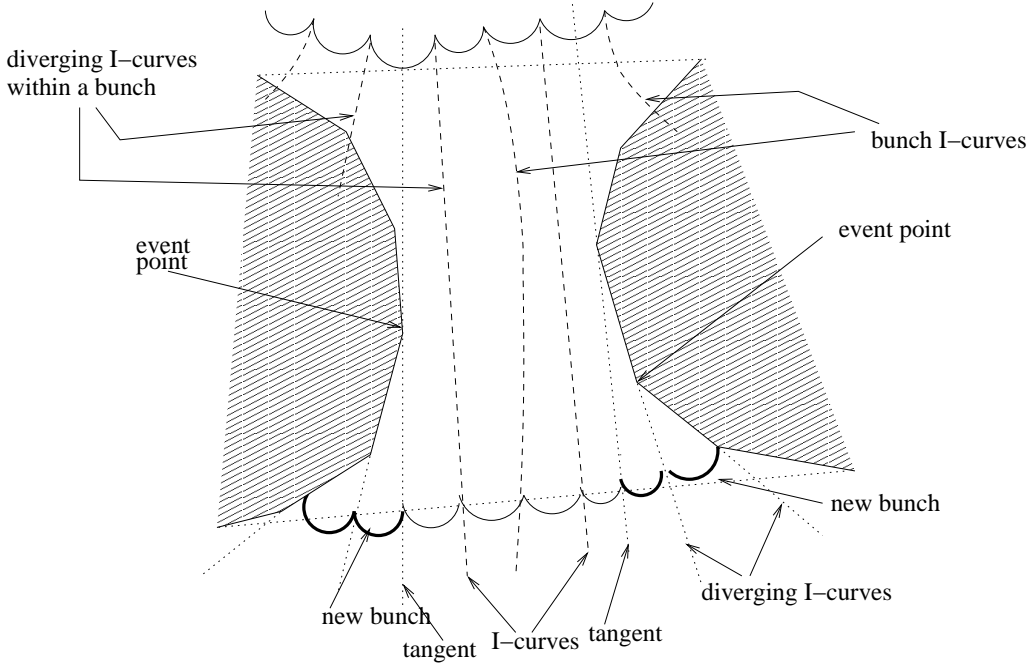


Figure 13: Open corridor with bunches

The proof for the above Lemma is similar to Lemma 2.2.

To help in associating bunches with ∂B , we define Voronoi regions corresponding to bunches. Let $w(v_i), w(v_{i+1}), \dots, w(v_k)$ be the segments of a bunch $B(v_i, v_k)$. Let $w(v_q), w(v_{q+1}), \dots, w(v_r)$ be the segments of a bunch $B(v_q, v_r)$. Let the bunches $B(v_i, v_k), B(v_q, v_r)$ be adjacent along the wavefront such that the wavefront segments $w(v_k)$ and $w(v_q)$ are adjacent. Then the I-curve (v_k, v_q) is the **inter-inter-bunch I-curve** between $B(v_i, v_k), B(v_q, v_r)$, denoted as $I\text{-curve}(B(v_i, v_k), B(v_q, v_r))$. Although the intra-bunch I-curves are diverging rays (Lemma 2.3), inter-bunch I-curves could be higher-order curves.

An example in Fig. 13 shows bunches, I-curves among wavefront segments in a bunch, inter-bunch I-curves. The following two definitions help in maintaining the associations:

Definition 2.3 Let B be the set of bunches associated either with a corridor convex chain or corridor enter/exit boundary C , i.e., $\forall b \in B, (C, b) \in \mathcal{A}$. When $|B| > 1$, a **waveform-section** for C , denoted by $WS(C)$, is the sequence of bunches in B . Note that the bunches in $WS(C)$ need not be contiguous in the wavefront.

Definition 2.4 Let a bunch b be associated to a set S , where each element of S is a corridor convex chain or enter/exit boundary. When $|S| > 1$, a **boundary-section** for bunch b , denoted with $BS(b)$, is the contiguous sequence of corridor convex chains or enter/exit boundaries in S .

Consider a corridor convex chain or enter/exit boundary C for which a waveform-section, $WS(C)$, is defined. The above partitioning ensures that if a bunch b , which has not yet struck C before, strikes a point $p \in C$ before striking any other bounding edge in ∂B , then the bunch b is guaranteed to be in $WS(C)$. Furthermore, consider a bunch b for which a boundary-section, $BS(b)$, is defined. On wavefront expansion, if the bunch b strikes ∂B , it would do so only by striking a point $p \in BS(b)$. In general, a section of wavefront represents either a sequence of bunches (not necessarily contiguous) in a waveform-section, or the bunch associated to a boundary-section.

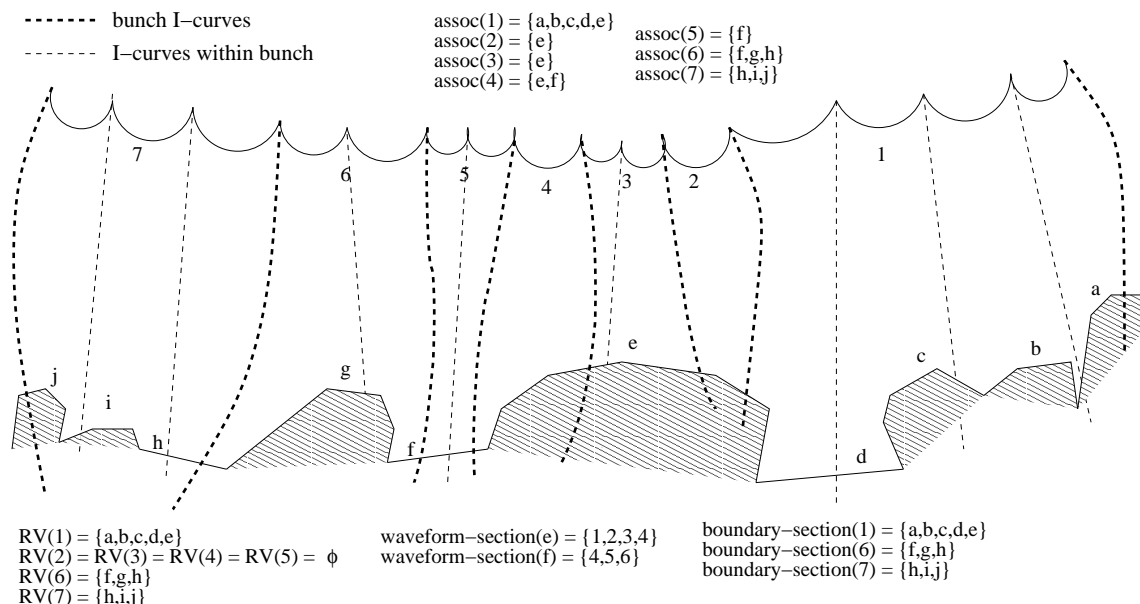


Figure 14: Associations, boundary-sections and waveform-sections of a section of wavefront

The RV defined below is used in initiating/updating boundary-/waveform-sections and it helps in the analysis.

Definition 2.5 Suppose a bunch a_r is associated with a contiguous sequence of corridor convex chains/exit boundaries, say B_S , i.e. $(e, a_r) \in \mathcal{A}, \forall e \in B_S$. If there exists at least one corridor convex chain or enter/exit boundary $C \in S$ such that C is solely associated with bunch a_r then $RV(a_r)$ is defined as B_S ; otherwise, $RV(a_r)$ is ϕ .

For a bunch b , suppose $|RV(b)| = 0$. Hence the bunch b is associated solely to at least one corridor convex chain or enter/exit boundary, say C . Then the waveform-section of C , $WS(C)$, is obtained as the (not necessarily contiguous) sequence of bunches associated with C . For a bunch b , we define boundary-section for b , $BS(b)$, only if $|RV(b)| > 1$. When defined, $BS(b)$ is the sequence of corridor convex chains/exit boundaries in $RV(b)$. The example in Fig. 14 shows RV s together with associations, boundary-sections, and waveform-sections.

Fig. 14 shows RV s, associations, boundary- and waveform-sections for a section of boundary and a section of wavefront.

As shown in Fig. 3, when the wavefront is initiated the boundary-section BS of $w(s)$ is $b_1 b_2 b_3$. We compute the shortest distance d' between BS and $w(s)$. When $w(s)$ strikes b_1 , a waveform-section WS_1 comprising the boundary C'_1, b_4, C'_1 is associated with $w(s)$ is initiated, and b_1 is deleted from BS . At the next event point i.e., when $w(s)$ strikes b_3 , a new waveform-section WS_2 comprising the boundary C''_3, b_6, C'_3 is associated with $w(s)$ is initiated, and b_3 is deleted from BS . We continue initiating/updating/deleting waveform- and boundary-sections until the wavefront strikes t .

Boundary-sections are primarily useful when the boundary splits. The data structure that stores the boundary sections' facilitates in finding the convex chain vertices that are visible from the vertices of wavefront segments. This in turn helps in initiating bunches.

3 Algorithm Outline

Initially, the wavefront is a segment $w(s)$ with radius ϵ , and the boundary-section (also, the initial boundary cycles) is the triangle in which s resides. The event points are based on the interaction of wavefront with the boundary cycles. The events occur as the wavefront progresses and are maintained in a min-heap, with the corresponding shortest distance at which an event occurs as the key. Based on the type of event, an event handler procedure is invoked to handle the event. The event points are categorized into the following types:

- Type-I Occurs when a segment $w(v)$ in a waveform-section WS strikes the associated corridor convex chain or enter/exit bounding edge C . This event is determined by computing the shortest distance between WS and C . The event handler accomplishes the following:
1. Updating relevant waveform-sections and their associations.
 2. Updating relevant boundary-sections and their associations.
 3. Handling relevant boundary splits if there are any.
 4. Using the new associations, computing the shortest distances and pushing corresponding event points to min-heap.
 5. If the event is occurred due to wavefront strike of an enter/exit bounding edge of a corridor C' , then Type-III events are pushed to the min-heap: these event points correspond to the wavefront progression at which new bunches from the convex chains of C' are initiated.
- Type-II Occurs when a segment $w(v)$ in a bunch B strikes the associated boundary-section BS . This event is determined by computing the shortest distance between BS and $w(v)$. The handling procedure is same as the Type-I handler.
- Type-III Occurs when a segment $w(v)$ in a section of wavefront SW strikes a corridor convex chain C at a point of tangency p such that the line segment vp is a tangent from v to C . Either a Type-I or a Type-II event could cause Type-III event. The handler procedure does the following:
1. A new bunch B is initiated from p .
 2. The associations of bunch B are determined and the relevant waveform-sections are updated.
 3. Also, shortest distance corresponding to new associations are pushed to min-heap.

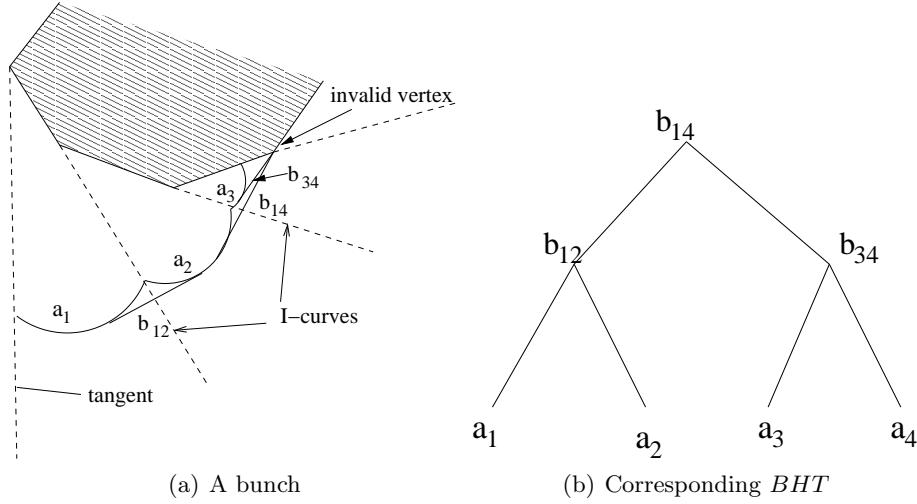


Figure 15: A bunch and its *BHT*

Type-IV Occurs when upper convex hull boundary approximations UH_i, UH_j of any two bunches b_i, b_j within a waveform-section WS intersect for the first time. This is determined by computing the shortest distance between pairs of bunches within WS . As there could be $O(m)$ bunches within a WS , this could lead to $O(m^2)$ computations. However, the number of events are reduced by utilizing the special structure in saving the waveform-sections (detailed in Subsection 4.2.1). The event handler primarily does the following:

1. Suppose SW is the section of wavefront between b_i and b_j such that t is not located in the region enclosed by $SW \cup \{b_i\} \cup \{b_j\}$. Since no wavefront segment in SW can cause a shortest path to t without crossing some wavefront segment not in SW , utilizing the non-crossing property of shortest paths (Lemma 2.1), bunches in SW are deleted from the wavefront.
2. Updating relevant waveform- and boundary-sections.
3. Pushing new shortest distances with the updated waveform- and boundary-sections.

The detailed descriptions of the determination and handling procedures are given in Section 9. We continue processing the events scheduled from the min-heap till the sink t is struck. When this happens, we compute the shortest path and distance from s to t .

4 Data Structures

This Section describes all the required data structures.

4.1 Bunch Hull Tree (*BHT*)

Each bunch is stored in a balanced tree structure, termed as a *bunch hull tree (BHT)*. Suppose that there is no bunch originated from a corridor convex chain CC . Let a vertex v_j of CC be struck by a wavefront segment $w(v'_{zout})$ such that the line $v'_{zout}v_j$ is a tangent to CC . Also, let $v_j \in \mathcal{W}(d)$. As shown in Fig. 10, a new bunch $B(v_j, v_{n'})$ is initiated i.e., a bunch hull tree $BHT(v_j, v_{n'})$ corresponding to $B(v_j, v_{n'})$ is constructed. A wavefront segment $w(v)$ in a bunch is termed as *initiated*

if $d(s, v)$ is determined. Since the wavefront struck v_j and hence $d(v_j, s)$ is known, $w(v_j)$ is initiated. At a given $\mathcal{W}(d)$, the wavefront segments of a bunch that are initiated are termed as *valid segments* and the other wavefront segments of bunch are termed as *invalid segments* (see Fig. 11). The invalid segments of $B(v_z, v_{n'})$ may possibly become valid in future as the wavefront progresses.

The leaves of $BHT(v_j, v_{n'})$ consists of $w(v_j), \dots, w(v_{n'})$, wherein $w(v_j)$ is the only valid segment and no wavefront segment initiated from the remaining vertices. An example is shown in Fig. 15. Each tree node p represents an upper hull of the wavefront segments at the leaves of the subtree at p . Let q, r be the child nodes of an internal node p of $BHT(v_j, v_{n'})$. Also, let UH_q, UH_r be the upper hulls at q and r respectively. The node p stores the common tangent segment br_p between UH_q and UH_r . This common tangent is known as a *bridge* between UH_q and UH_r . The upper hull at a node p of the tree can be determined from UH_q, br_p , and UH_r .

When initiating a BHT , only one wavefront segment within that BHT is initiated. Consider a leaf node l_{v_k} of $BHT(v_j, v_{n'})$ that corresponds to $w(v_k)$, where v_k is a vertex of CC and belongs to $\{v_j, \dots, v_{n'}\}$. From the definition of a bunch, $w(v_k)$ is added to $BHT(v_j, v_{n'})$ if and only if $d(s, v_k) = d(v_k, v_{k-1}) + d(v_{k-1}, v_{k-2}) + \dots + d(v_{j+1}, v_j) + d(v_j, s)$. Suppose that this is the case. To facilitate in automatic implicit insertion of $w(v_k)$ to BHT , the data member $wpupdate$ associated with l_{v_k} stores the negated Euclidean distance along CC between v_j and v_k . In other words, for $w(v_k)$ to be inserted to $BHT(v_j, v_{n'})$, the wavefront segments at $w(v_{j+1}), \dots, w(v_{k-1})$ needed to be initiated in that order and $w(v_{k-1})$ requires to strike v_k . The root node r stores $d(s, v_j)$ in a data member, *shortestdist*.

Property 4.1 *Let $\mathcal{W}(d)$ be the wavefront that caused a bunch $B(v_j, v_{n'})$ to be initiated. Let $v_k \in \{v_j, \dots, v_{n'}\}$. Suppose $w(v_k)$ is struck by $w(v_{k-1}) \in B(v_j, v_{n'})$ when the wavefront is $\mathcal{W}(d')$. Also, let r be the root node and l_{v_k} corresponds to $w(v_k)$ in $BHT(v_j, v_{n'})$. The wavefront segment $w(v_k)$ in $B(v_j, v_{n'})$ is valid if and only if $(d' - r.shortestdist + l_{v_k}.wpupdate) > 0$.*

The root node of $BHT(v_j, v_{n'})$ refers vertex v'_{zout} in *tangentstart*.

Lemma 4.1 *The variables stored at roots and leaves of all the BHT s are sufficient to compute the shortest distance and shortest path from any valid segment $w(v_k)$ to s .*

Proof: Let the leaf node l_{v_k} of $BHT(v_j, v_{n'})$ corresponds to v_k . Let $\mathcal{W}(d)$ be the wavefront that caused the initiation of bunch $B(v_j, v_{n'})$. Suppose $w(v_k)$ is struck by $w(v_{k-1})$ when the wavefront is $\mathcal{W}(d')$. Then d' is the $d(s, v_k)$. The shortest path from a point p on $w(v_k)$ to s consists of line segment pv_k , edges along v_k to v_{k-1} , v_{r-1} to v_{r-2} , \dots , v_{j+1} to v_z , and the tangent from v_z to *root.tangentstart*, including the shortest paths computed from $v_{zout'}$ in similar fashion, until reaching s . \square

Each internal node t_v stores the maximum *wpupdate* of its children. Since each leaf node l_{v_k} stores the *negated Euclidean distance* along CC between v_j and v_k , a negative *wpupdate* at t_v indicates that all wavefront segments stored in the leaves of the subtree rooted at t_v are invalid.

The important data members of a $BHT(v_j, v_{n'})$ are recapitulated w.r.t. a leaf node l_{v_k} , an internal node t_v , and the root r :

$l_{v_k}.wpupdate$	Negated Euclidean distance along CC between v_j and v_k
$t_v.wpupdate$	maximum <i>wpupdate</i> of its children
$r.tangentstart$	refers to v'_{zout} , given that $w(v'_{zout})$ is the wavefront segment that struck v_j to cause $B(v_j, v_{n'})$
$r.shortestdist$	stores $d(s, v_j)$

Initialization

Let a vertex v_z of CC is struck by a wavefront segment $w(v'_{zout})$ such that the line $v'_{zout}v_z$ is a tangent to CC . The following cases needs to be considered:

- (1) Neither $w(v_z)$ nor any $w(v_k)$ from CC is initiated.
- (2) $w(v_z)$ is not initiated but there exists a $w(v_k)$ for some $v_k \in \{v_{z+1}, \dots, v_{n'}\}$.
- (3) $w(v_z)$ is a valid segment in some BHT .
- (4) $w(v_z)$ is an invalid segment in some BHT .

For Case (1) (see Fig. 16(a)), we create a new $BHT(v_z, v_{n'})$. For the Case (2) (see Fig. 16(b)), we neither need to create nor modify any BHT s. Let SW' be the section of wavefront that struck v_k , which in turn caused a bunch. Since the sink vertex t is in its own corridor, progressing SW and/or a bunch initiated from v_z cannot reach this corridor without crossing SW' ; but, the non-crossing nature of shortest paths (Lemma 2.1) removes this case. We do nothing for the Case (3) (see Fig. 16(c)); the argument is same as Case (2). For the Case (4) (see Fig. 16(d)), let v_z belongs to $BHT(v_i, v_k)$, whose leaves are $l_i, l_{i+1}, \dots, l_z=l_j, l_{j+1}, \dots, l_k$. We split $BHT(v_i, v_k)$ into two BHT s, $BHT(v_i, v_{z-1})$ and $BHT(v_z, v_k)$, using the split procedure mentioned below. However, since $B(v_i, v_k)$ cannot reach corridor in which t resides without crossing $v'_{zout}v_z$, we delete $BHT(v_i, v_k)$. In this case, the split procedure essentially needs to create only $BHT(v_z, v_k)$ from $BHT(v_i, v_k)$.

Splitting

Consider a bunch $B(v_j, v_w)$ with wavefront segments $w(v_j), \dots, w(l_k), \dots, w(l_w)$ in that order. The process of forming two bunches $B(v_j, v_{k-1}), B(v_k, v_w)$ whose wavefront segments are $w(v_j), \dots, w(l_{k-1})$ and $w(v_k), \dots, w(l_w)$ respectively, is termed as a *bunch split*. This is required due to either of the following reasons:

- (a) Case (4) mentioned with the bunch initialization.
- (b) All the wavefront segments in bunch $B(v_j, v_w)$ are no more associated with the same corridor convex chain or enter/exit boundary.

The former is discussed in Case (4) part of bunch initialization.

Consider the latter. Suppose we require the procedure to form two BHT s: one with leaves l_j, \dots, l_{k-1} , and the other with leaves l_k, \dots, l_w i.e., we wish to form $BHT(v_j, v_{k-1})$ and $BHT(v_k, v_w)$ from $BHT(v_j, v_w)$. Let p_a be the least common ancestor (LCA) of nodes l_j, \dots, l_{k-1} , and let p_b be the LCA of nodes l_k, \dots, l_w . Then p_a with its subtree is the $BHT(l_j, l_{k-1})$, and p_b with its subtree is the $BHT(l_k, l_w)$. For both of these BHT s, we update the *wpupdate* data member for each internal node occurring along the leftmost and rightmost branches i.e., along the split paths. As *wpupdate* of no leaf node is changed, *wpupdate* of no other internal node needs to be changed. For $BHT(l_j, l_{k-1})$, the *tangentstart* and *shortestdist* members are same as the root of $BHT(v_j, v_w)$. For $BHT(l_k, l_w)$, *tangentstart* of root refers to v_z with a special flag enabled to denote that this bunch is formed during bunch splits which helps in finding shortest paths passing through v_k ; and, *shortestdist* stores the shortest Euclidean distance along the boundary of CC from v_j to v_k added with $d(s, v_j)$.

Property 4.2 *At any $\mathcal{W}(d)$, any vertex v_l is a leaf in at most one BHT .*

Lemma 4.2 *The bunch initiation takes $O(n)$ time.*

Proof: There are at most $O(n)$ leaf nodes in a BHT . At every node, we spend $O(1)$ time in initializing data members. Hence, the Case (1) takes $O(n)$. There is nothing to do in Cases (2) and (3). As the Lemma 4.3 shows, Case (4) takes $O(\lg n)$ time. \square

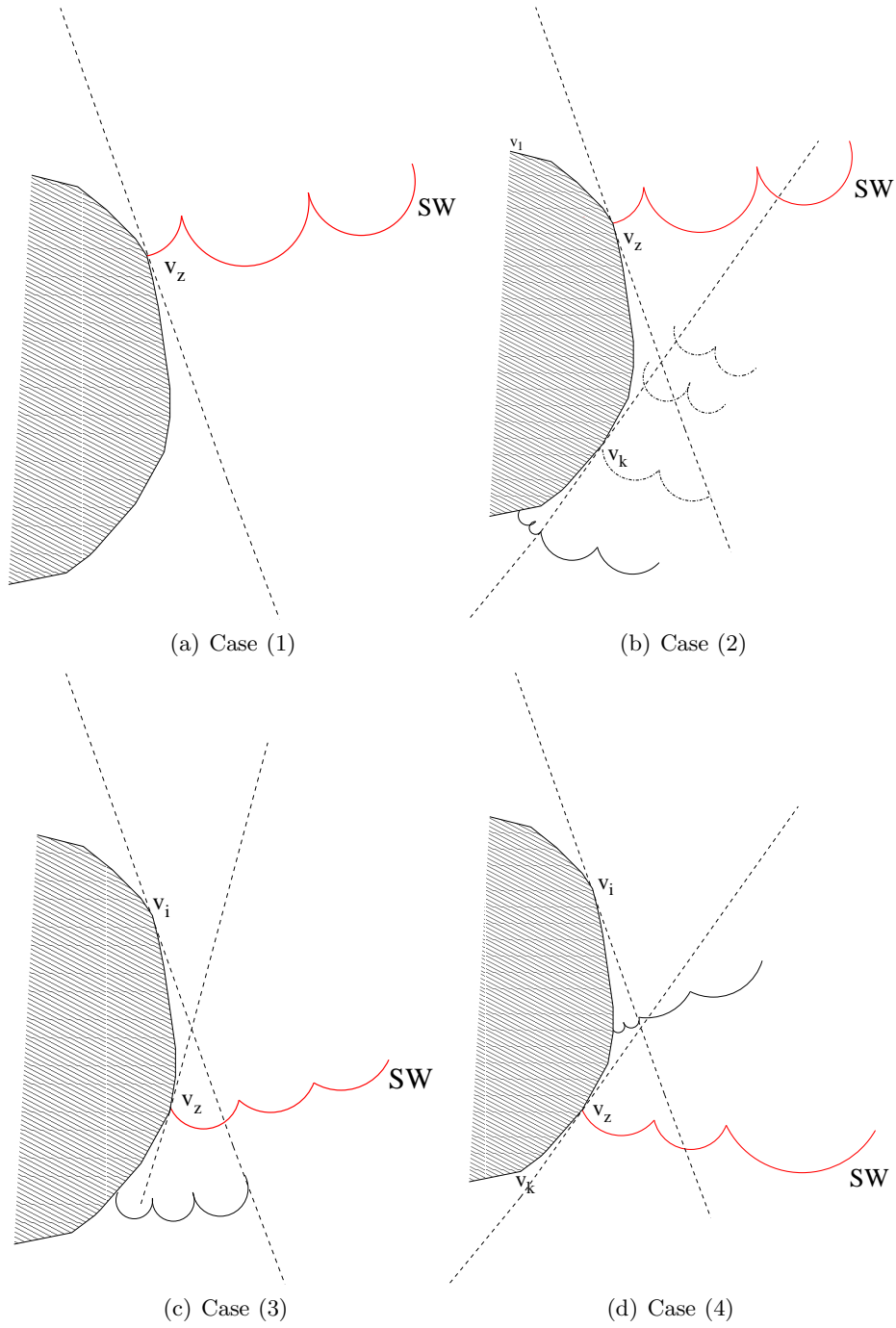


Figure 16: *BHT* Initialization

Lemma 4.3 *The split operation takes $O(\lg n)$ time.*

Proof: The number of leaves in a bunch are $O(n)$. Computing LCAs, p_a and p_b , take $O(1)$ time. As *BHTs* are balanced trees, updating *wupdate* along the split paths take $O(\lg n)$ time. Updates required at the root node take $O(1)$ time. \square

Lemma 4.4 *The total number of bunches at any point of execution of the algorithm are $O(m)$.*

Proof: In Case (1), we create a new bunch. In Cases (2) and (3), we are not creating any new bunches. In Case (4), we are deleting T_{old} immediately after creating T_{new} . Therefore, at any instance at most two bunches corresponding to a corridor convex chain are alive, one moving towards/across one corridor enter/exit boundary, and the second towards/across the other corridor enter/exit boundary. Since there are $O(m)$ corridors with each having at most two convex chains, there can be at most $O(m)$ bunches at any instance during the entire algorithm. A split at a junction/corridor causes a bunch to divide into (at most) three bunches; once an enter/exit boundary b caused a bunch to split, the same b cannot cause split of any other bunch, causing $O(m)$ splits in total. \square

4.2 Waveform- and Boundary- Section Trees

The computation of event points require computing the shortest distance for the wavefront to strike the boundary ∂B either at a point on the corridor convex chain or at a corridor entry/exit boundary. The Euclidean distances need only be computed between:

- (i) Waveform-section WS and the associated corridor convex chain or corridor enter/exit boundary C .
- (ii) Boundary-section BS and the associated bunch B .

To compute these distances, a naive approach would in case (i) compares the distance of each bunch in WS with C , in case (ii) compares the distance of each corridor convex chain or corridor enter/exit boundary in BS with B . This would lead to a time complexity which is quadratic in number of corridors. In order to improve the time complexity, in case (i), we consider a convex hull approximation of WS ; in case (ii), we consider a convex hull approximation of BS . The convex-hull approximation of WS (resp. BS) is defined by the minimum area convex figure enclosing the WS (resp. BS). Using the convex representation, we can efficiently determine when the wavefront next strikes the boundary.

Since the convex-hull approximations are to be maintained as the wavefront changes dynamically, a hierarchical representation of the convex-hull of boundary- and waveform-sections is constructed and maintained dynamically using a balanced tree structure. The data structures to store the waveform-sections and the boundary-sections are described in Subsections 4.2.1 and 4.2.2. The shortest distance computations using these trees are described in Section 5.

4.2.1 Waveform Section Tree (WST)

The convex hull approximation of a section of wavefront is maintained as a balanced tree. This tree is termed as a *waveform-section tree*, or WST . Each leaf of a WST refers to a *BHT*. As *BHT* is a convex approximation of a bunch, it is immediate that each leaf node refers to an upper hull. At every internal node p of a WST , is maintained an upper hull of the wavefront segments (bunches) at the leaves of the subtree rooted at p . Let $W(u)$ be the upper hull (implicitly) stored at a node u of a hull tree. Let u be any internal node of WST . Let $P(u)$ be the path from the root to the node u . Each internal node u maintains $offset(u) = d - \sum_{w \in P(u)} offset(w)$. Whenever $offset(u) < 0$

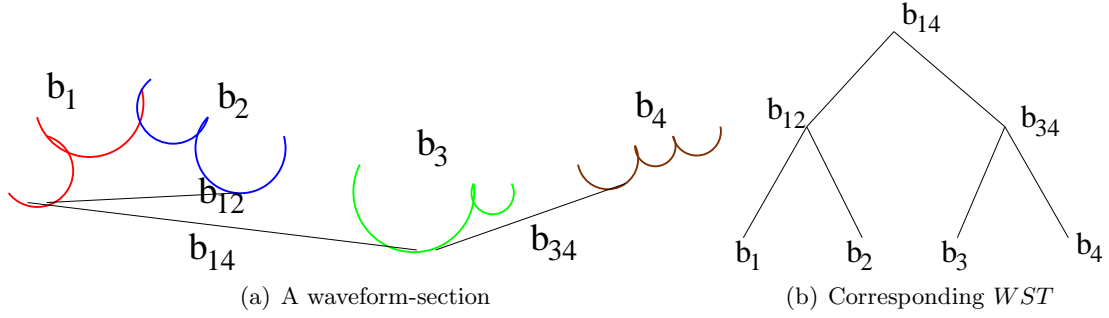


Figure 17: A waveform-section and its WST

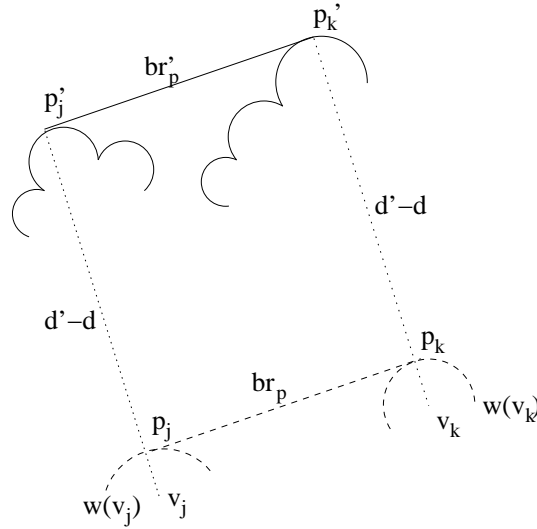


Figure 18: Bridge movement with the wavefront expansion

then $W(u)$ is invalid. See Fig. 17.

As is standard, [14], at each internal node we will maintain bridges between the two hulls at the child nodes. Let q, r be the child nodes of an internal node p of WST . Let $S_q = \{b_i, b_{i+1}, \dots, b_{j-1}\}$ and $S_r = \{b_j, b_{j+1}, \dots, b_k\}$ be the bunches at the leaf nodes of the subtrees rooted at q and r respectively. Formally, we define the bridge br_p at node p as a line segment joining two points, p_j on a valid segment of b_j and p_k on a valid segment of b_k , such that both the p_j and p_k are points of tangencies. Let $LINE(p_j, p_k)$ be the line obtained by extending the line segment $p_j p_k$ infinitely at both of its ends. The bridge br_p is defined such that the bunches $\bigcup_{l \in \{i, \dots, k\}} b_l$, all belong to one of the closed half-planes defined by $LINE(p_i, p_k)$. The upper hull UH_p at node p is computed from the upper hulls UH_q, UH_r at nodes q and r respectively. The information stored at internal nodes is same as in Overmars et al. [14].

Let p_j lies on wavefront segment $w(v_j)$ of b_j , and p_k lies on wavefront segment $w(v_k)$ of b_k . The slope of the lines $v_j p_j$ and $v_k p_k$ are saved at p to facilitate in constructing bridge br_p at a given wavefront propagation. Consider the maintenance of bridges at internal nodes with the wavefront expansion.

Property 4.3 For $p_j \in w(v_j), p_k \in w(v_k)$, let $br_p = (p_j, p_k)$ be a bridge at node p of a WST when the wavefront is $\mathcal{W}(d)$, and p_j, p_k are the point of tangencies on $w(v_j)$ and $w(v_k)$ respectively. Let p'_j be a point at Euclidean distance $(|v_j p_j| + d' - d)$ from v_j along the vector $\overrightarrow{v_j p'_j}$. Also, let p'_k be a

point at Euclidean distance $(|v_k p_k| + d' - d)$ from v_k along the vector $\overrightarrow{v_k p_k}$. If $p'_j, p'_k \in \mathcal{W}(d')$, then the line segment $p'_j p'_k$ is a bridge br'_p of WST at node p when the wavefront is $\mathcal{W}(d')$. See Fig. 18.

As the wavefront expands, the bridge br_p moves as fast as any point on a bunch b_r , for $i \leq r \leq k$, expands. Therefore, the traversal of p_j (or p_k) could happen due to some bunch b_r , where $r < i$ or $r > k$ i.e., b_r would be located in a subtree other than the one rooted at p . We handle the bridge maintenance in this case by introducing the notion of dirty bridges in Section 10.

Primitive Operations on WST

In the Overmars et al. [14] structure each leaf node represents a point. However, our data structure contains a bunch at the leaf node. Our data structure operations involve insertion of bunches, deletion of bunches, tree splitting, and merging of trees. Since all the points defining a bunch are contiguous geometrically and do not overlap with other bunches stored in WST , the time complexity to insert/delete a BHT from WST is upper bounded by the time complexity to insert/delete a point from Overmars structure. Although the bunch itself is maintained as a hull tree, note that we never need to traverse BHT while inserting/deleting/splitting/merging hull trees in WST . At each node of WST , we maintain the same information as in Overmars et al. [14] structure.

Splitting a convex hull tree is performed on the balanced tree as specified in Preparata et al. [2]. The offset at each node on the split path and in the two trees can be computed along the path. The combination of two convex hulls is computed by the bridge construction procedure, taking offset of the hulls into account.

Merging two trees is performed by finding the height in the tree at which the two trees are to be merged. The offset of the two hulls to be merged at that node can be computed and bridge construction follows the procedure in Preparata et al. [2].

Lemma 4.5 *The upper hull tree of a set of bunches can be maintained dynamically at the worst-case cost of $O((\lg m)(\lg n))$ per insertion/deletion/merge/split. And, the data structure uses $O(n)$ space.*

Proof: From Lemma 4.4, the number of bunches at the leaves of the hull tree at any stage of the algorithm are $O(m)$. The analysis is same as given in Preparata et al. [2], except that we need to spend $O(\lg m)$ to locate the leaf node l at which we are interested in inserting/deleting a bunch. And for constructing bridges at any node along the path from the from l to root, we spend $O(\lg n)$ time. \square

4.2.2 Boundary Section Tree (BST)

The convex hull approximation of a section of boundary is maintained as a balanced tree. This tree is termed as a *boundary-section tree* or BST . Each leaf of a BST refers to an upper hull of a corridor convex chain or enter/exit boundary. Every node p of a BST is an upper hull of the corridor convex chains or enter/exit boundaries stored at the leaves of the subtree rooted at p . The bridges at internal nodes are defined same as in the case of WST . See Fig. 19. We remember the endpoints of bridges as in Overmars et al. [14].

In Overmars et al. [14] structure, each leaf node contains a point. However, our data structure contains an upper hull at each leaf node (node that enter/exit boundary is a degenerate upper hull). Our data structure operations involve insertion and deletion of upper hulls. Since all the

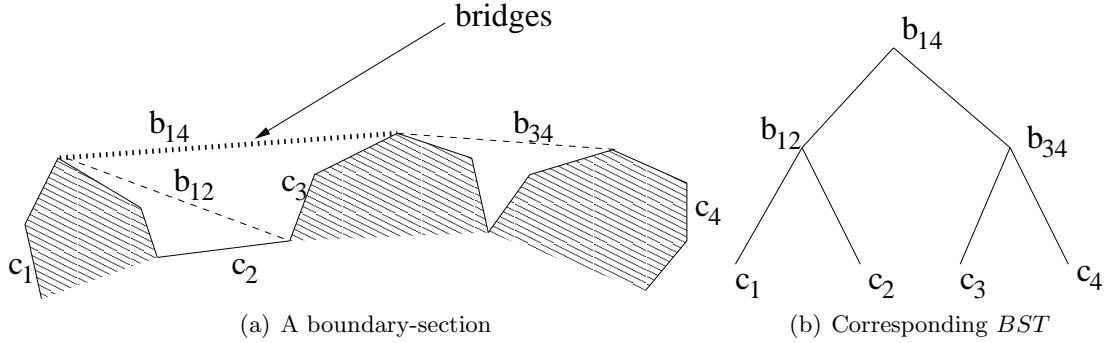


Figure 19: A boundary-section and its BST

points defining any upper hull are contiguous geometrically and do not overlap with other upper hulls stored at leaf nodes of a BST , the time complexity to insert/delete an upper hull from BST is upper bounded by the time complexity to insert/delete a point from Overmars et al. structure. At each node of BST , we maintain the same information as in Overmars et al. structure.

Lemma 4.6 *The upper hull tree of a contiguous set of corridor convex chains or enter/exit bounding edges can be dynamically maintained at the worst-case cost of $O((\lg m)(\lg n))$ per insertion/deletion/merge/split. And, the data structure uses $O(n)$ space.*

Proof: Since the number of upper corridor convex chains and enter/exit boundaries are $O(m)$, the proof is same as in Lemma 4.5. \square

4.3 Boundary Cycle List (BCL)

To help in boundary splits, all the boundary cycles are saved in a data structure. We use a doubly-linked circular list, termed as *Boundary Cycle List* L_{BC} to denote each boundary cycle BC . Every node in L_{BC} refers to either a BST or WST . Let BS be a contiguous boundary in BC . Let ST_1 is either a BST or WST , and ST_2 is another BST or WST . Let the sections of contiguous boundaries in ST_1 and ST_2 respectively be BS_1 and BS_2 . Also, let $BS_1 \cup BS_2 = BS$. For every two such sections of boundary BS_1 and BS_2 , there exists two nodes in L_{BC} that are adjacent and referring to ST_1 and ST_2 .

Each event point corresponding to the strike of wavefront with the boundary, pushes to event heap a reference to an entry p in list L_{BC} , so that p refers to a BST or WST involved in the occurrence of this event. New BST s or WST s can be inserted/deleted to this list in $O(1)$ time as we refer to the node at which change is happening. Also when boundary splits, to partition one BCL into two takes $O(1)$ time only as the computations are local. From Lemma 4.4, the space requirement is $O(m)$.

4.4 Corridors and Junctions

The partitioned polygonal domain \mathcal{P}' into corridors and junctions is modeled as a graph $G(V, E)$. The set V of vertices in G comprise the set of junctions in \mathcal{P}' , and the set E of edges in G comprise the set of corridors in \mathcal{P}' . Let $e \in E$ be an edge in G corresponding to a corridor C in \mathcal{P}' , and let $v \in V$ be a vertex in G corresponding to a junction J in \mathcal{P}' . Then v lies on e if and only if C and J share an edge in \mathcal{P}' . In other words, two vertices $v_1, v_2 \in V$ are adjacent in G whenever there is a corridor that is adjacent to junctions corresponding to these vertices. Note that the maximum degree of G is three.

Each edge in G refers to a corridor, which comprise at most two convex chains and two enter/exit boundaries. Each of these convex chains is stored in an array data structure, which is envisaged as a tree.

5 Shortest Distance Computations

5.1 BST and its Association

The shortest Euclidean distance between a boundary-section BS and its associated bunch B is the minimum amount of wavefront expansion required for some segment within the bunch B to strike a point in the boundary-section BS . The computation starts at the root node of BST corresponding to boundary-section BS .

Let $\{l_i, \dots, l_j, \dots, l_k\}$ be the upper hull vertices at node l_p , and let $\{r_{i'}, \dots, r_{j'}, \dots, r_{k'}\}$ be the upper hull vertices at node r_p so that l_p and r_p are the left and right children of node p . Also, let the line segment $l_j r_{j'}$ is the bridge at node p . Then we call the hulls formed by the ordered list of vertices $\{l_i, \dots, l_j\}$, $\{r_{j'}, \dots, r_{k'}\}$ as the outer hulls at nodes l_p and r_p respectively. Similarly, we call the hulls formed by the ordered list of vertices $\{l_j, \dots, l_k\}$, $\{r_{i'}, \dots, r_{j'}\}$ as the inner hulls at nodes l_p and r_p respectively. The definitions of outer and inner hulls are applicable to (implicit) hulls stored at any node of BST , other than the root.

Starting from the root node of BST , we recurse on its nodes as described below. Consider the shortest distance computation involved at node p of BST .

(a) Suppose that bunch B associated with BST does not intersect with the upper hull UH_p at p . Then the shortest distance from B is to either of the following:

- (1) br_p
- (2) outer hull at node l_p
- (3) outer hull at node r_p

We compute the shortest distance between the vertices of B and each of these. In Case (1), we found the required shortest distance. In Case (2), we recurse on outer hull at node l_p ; in Case (3), we recurse on outer hull at node r_p . The recursion bottoms whenever the shortest distance is to a bridge or to a corridor convex chain or to an enter/exit boundary. Suppose recursively traversing BST lead the shortest distance to happen at a leaf l , which refers to a corridor convex chain. Since we stored each corridor convex chain as a tree, we continue recursing over the tree referred by leaf l until we find an edge with which we can compute the shortest distance from B . The case in which leaf refers to a corridor enter/exit boundary, is similar.

(b) Suppose that bunch B associated with BST does intersect with the upper hull UH_p at p . Then B intersects with either of the following:

- (4) br_p
- (5) outer hull at node l_p
- (6) outer hull at node r_p

Computing shortest distances from valid segments in B to each of these, we determine which among these are traversed. In Case (4), the bridge br_p is split to recurse on the inner hulls at l_p and r_p . In Case (5), we recurse on the outer hull at l_p ; in Case (6), we recurse on the outer hull at r_p .

Now consider the sub-procedure required in (a) and (b): finding the shortest distance d between bunch B and a line segment L (or a degenerate point p). To this end, we exploit the unimodal property of shortest distance between the wavefront segments in B and L . We do binary search over the valid wavefront segments in B to find d , which is similar to computing the shortest distance between two convex chains.

Lemma 5.1 *The shortest distance between the bunch B and a bridge or exit boundary located at a node of BST or an edge located at a leaf node of a corridor convex chain (which is a leaf node of BST) can be computed in $O((\lg m)(\lg n))$ time amortized over the number of bridges in all the BST s.*

Proof: Since there are $O(m)$ useful corridors and corridor boundaries together, there are $O(m)$ elements in all the BST s together at any point of execution of the algorithm. Hence, every BST is of $O(\lg m)$ depth during the entire algorithm.

Finding the shortest distance between the bunch B and a bridge/edge takes $O(\lg n)$ time by doing binary search over the possible $O(n)$ intra-bunch I-curves.

Suppose that there is no change in both BST and B . Then no case mentioned under (a) and (b), takes more than $O((\lg n)(\lg m))$ time, as in the worst case we need to traverse BST along its depth doing binary search over the I-curves of B during this traversal. In Case (4), we may traverse the inner hulls of both the nodes at every stage. But that traversal can be charged to the bridge that was intersecting B . Once a bridge is split it won't split again, as each bridge is treated similar to an edge being struck by the wavefront.

Suppose the shortest distance from bunch B is found to a leaf node of BST , which is a corridor convex chain, CH . We can compute the shortest distance between BHT and CH in $O(\lg n)$ time. The exit boundary stored at a leaf node of BST is treated in the same way as a bridge of BST . \square

5.2 WST and its Association

The shortest Euclidean distance between a waveform-section WS and its associated corridor convex chain or enter/exit boundary C is the minimum amount of wavefront expansion required for some wavefront segment within the waveform-section WS to strike C .

Let us consider the case in which WS is associated with a corridor convex chain C . Let the tree corresponding to C be HT . Since the intra-bunch I-curves diverge, inter-bunch I-curves in the given waveform-section play a major role. The computation starts at the root node of WST corresponding to the waveform-section WS . At a node p of WST if corridor convex chain C does not intersect the bridge at p , then the shortest distance from C to WS is either to the bridge at p or lies to an upper hull at its left/right child subtree root. In the first case, the shortest distance is noted as the distance between the bridge and the corridor convex chain C . If the convex chain stored at left (resp. right) descendant node is nearer, recurse on the left (resp. right) subtree. In the case that the corridor convex chain C intersects the bridge at p of WST , the bridge is split to find the shortest distance between the C and the upper hulls located at the subtrees of p . To consider the case in which some point $q \in C$ lies inside an upper hull ch_p stored at node p of WST , we denote the distance to a bridge of WST from q as positive (resp. negative) whenever q lies outside (resp. inside) ch_p . Let br be the closest bridge to C located at a leaf node of WS , and this leaf node corresponds to a bunch B with bunch hull tree as BHT . Then, the computation recurse on BHT similar to the traversal of WST explained above, considering only bridges over the valid segments in bunch B . This is accomplished by noting that for a non-root node p of BHT , the negative $root.wpupdate + p.wpupdate$ indicates that the rooted subtree with p as root has only invalid segments as leaves.

The other case in which the waveform-section WS is associated with an exit boundary e is same as the computation where the corridor convex chain CH is having only one edge.

Suppose the computed shortest distance for a waveform-section WS to reach its associated corridor convex chain or enter/exit boundary C is represented as an event point evt in the event

heap. Let two inter-bunch I-curves of waveform-section WS intersect before the evt occurs. This requires updates to both the WST and the shortest distance, which are attached as satellite data associated with evt . However, the intersection of two inter-bunch I-curves results in a Type-IV event, which in turn takes care of these updates.

Lemma 5.2 *The shortest distance between the corridor convex chain or enter/exit boundary C associated with the waveform-section WS , and a bridge/segment located at a node of WST (or, a node of BHT in WST) can be computed with $O((\lg m)(\lg n))$ time complexity amortized over the number of bridges in all WST s.*

Proof: We analyze the case in which WS is associated with a corridor convex chain; the other case when WS is associated with an exit boundary is similar to this. According to the definition of WST , the waveform is formed with bunches at the leaves. The total number of bunches at any point of execution of the algorithm are $O(m)$ (from Lemma 4.4). Hence, any WST is of $O(\lg m)$ depth during the entire algorithm. For a bridge br at node p of WST , we need to compute the shortest distance between C and br , between C and the two upper hulls implicitly stored at p 's immediate child nodes to find the closest bridge. Since WST is of $O(\lg m)$ depth and the tree corresponding to C is of $O(\lg n)$ depth, every shortest distance computation takes $O((\lg m)(\lg n))$. This complexity includes the computation required in determining whether the closest point $pt \in C$ lies inside/outside the upper hull stored at node p . Once a bridge br in WST is determined as closest to C , br will never be considered again.

We next consider the complexity of computing shortest distances' within bunch hull trees. Let BHT is a bunch hull tree located at a leaf node p_l of WST . Also, let the bridge at node p_l is determined as closest to a bridge br' in HT among all the bridges that are not struck in HT . Then we need to traverse the bridges over the valid segments of that BHT ; similar to the traversal of WST bridges, this is of $O(\lg n)$ amortized complexity. \square

6 IIntersect Procedure

Let $SB = \{S_1, S_2, \dots, S_k\}$ be the sequence of contiguous sections of boundary such that S_i represents either a boundary-section associated to a bunch, or a corridor convex chain (or enter/exit boundary) associated with a waveform-section. The IIntersect procedure finds the corridor convex chain or enter/exit boundary in SB with which a given I-curve($w(c_1), w(c_2)$) first intersects. We find the intersection of I-curve($w(c_1), w(c_2)$) with each of S_1, S_2, \dots, S_k in that order (the cost is amortized). If the I-curve($w(c_1), w(c_2)$) does not intersect with SB , the procedure returns the same. Since an I-curve is not a straight-line, it may intersect a SB multiple times. However, we are interested in the first point of intersection along the given I-curve($w(c_1), w(c_2)$) with SB .

First, consider finding the intersection of I-curve($w(c_1), w(c_2)$) with $S_i \in SB$. Let HT be the hull tree of S_i . We denote the upper hull at a node p of HT with H_p , outer upper hull at p with OH_p , and the inner inner hull at p with IH_p . The computation starts at the root node of HT . Consider the computation at a node p of HT . Let q, r be the left and right children of p . The bridge br_p at p be p_1p_2 . The following are the possible places at which I-curve($w(c_1), w(c_2)$) intersects:

- (1) OH_r
- (2) OH_q
- (3) br_p
- (4) None

\hookrightarrow From the definition of I-curve, if I-curve intersects bridge br_p then p_1 (resp. p_2) is closer to c_1 and p_2 (resp. p_1) is closer to c_2 . This fact is used in differentiating Case (3) from the first two Cases. Let the angle c_1p_1 (resp. c_2p_1) makes at c_1 (resp. c_2) is less than the angle made by

c_1p_2 (resp. c_2p_2) at c_1 (resp. c_2). The conditions in which Case (1) (resp. Case (2)) occur is: $|c_1p_1| < |c_2p_1|, |c_1p_2| < |c_2p_2|$ and the line segment c_1p_1 (resp. c_2p_1) is in the left (resp. right) half-plane defined by the line c_2p_2 (resp. c_1p_2); or, $|c_1p_1| > |c_2p_1|, |c_1p_2| > |c_2p_2|$ and the line segment c_1p_1 (resp. c_2p_1) is in the left (resp. right) half-plane defined by the line c_2p_2 (resp. c_1p_2). The Case (3) occur if p_1 is closer to c_1 (resp. c_2) than c_2 (resp. c_1). The Case (4) occur if we reach a leaf node and do not find the intersection point.

For Case (1) (resp. Case (2)), it is guaranteed that the I-curve does not first intersect with any of the elements located in the right (resp. left) subtree of r . So we recursively traverse left (resp. right) subtree of r . For the Case (3), we need to split the bridge br to further find the intersection of I-curve with either of IH_q, IH_r . Since we do not know which inner hull is intersected by the I-curve, we traverse both left and right inner hulls at r . To facilitate traversing inner hulls, we determine the visible cones from both the centers c_1 and c_2 by computing tangents to inner hulls.

The worst-case occurs when we need to compute the tangents to inner hulls along the depth of HT , leading to the time complexity of $O((\lg m)(\lg m))$. Since the I-curve intersects at most $O(\lg m)$ bridges and no bridge splits more than once, the amortized time complexity is $O(\lg m)$. Since the number of boundary- and waveform-sections are bonded by $O(m)$ i.e., since the number of elements in SB is $O(m)$, finding the intersection of the given I-curve with the SB amortized over splits, mergers and Type-IV intersections takes $O(\lg^2 m)$ amortized time.

7 Merging

Consider a section of boundary SB_A associated with a section of wavefront A . Also, consider a section of boundary SB_B associated with a section of wavefront B . Suppose B struck e , causing the reachable edges of B to include new bounding edges from SB_A . Then we need to update the associations of B by considering the proximity of bunches in $A \cup B$ with the corridor convex chains or enter/exit boundaries in SB_A such that:

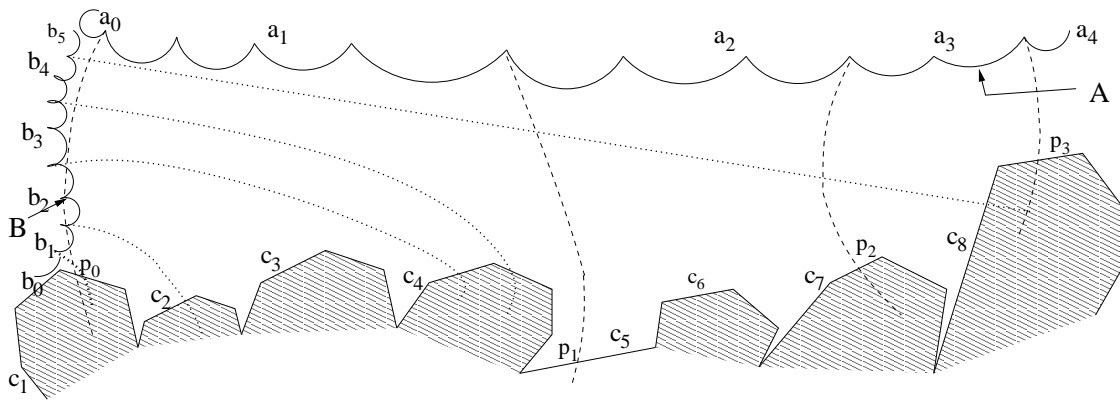
1. the sections of boundary associated with both A and B are contiguous,
2. each element in SB_A is associated with either A or B ,
3. at most one element in SB_A is associated with both A and B .

The process of updating the associations of A and B and initiating/updating boundary- and waveform-sections for all elements in $SB_A \cup SB_B$ is termed as the *merger* of sections of wavefronts' A and B .

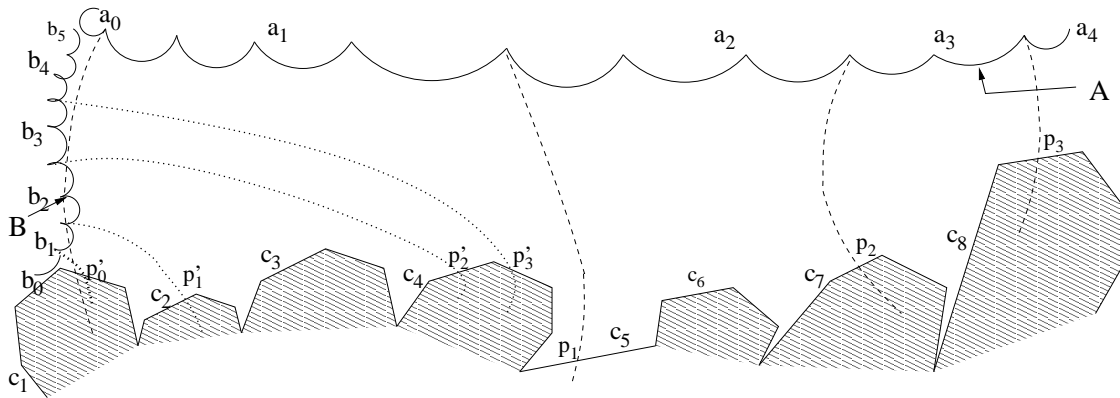
Consider Fig. 20(a). Here, the section of wavefront A comprising bunches a_1, \dots, a_3 , and SB_A comprise corridor convex chains or enter/exit boundaries c_1, \dots, c_8 . Specifically, $BS(a_1) = \{c_1, \dots, c_5\}$, $BS(a_2) = \{c_5, c_6, c_7\}$, and $BS(a_3) = \{c_7, c_8\}$. Suppose an event caused part of SB_A to be reachable from a waveform-section B consisting of bunches b_1, \dots, b_5 . The associations of $SB_A \cup SB_B$ after the wavefront merger is shown in Fig. 20(b) with inter-bunch I-curves: $BS(b_1) = \{c_1, c_2\}$, $BS(b_2) = \{c_2, c_3, c_4\}$, $WS(c_4) = \{b_2, b_3, a_1\}$, $BS(a_1) = \{c_4, c_5\}$, $BS(a_2) = \{c_5, c_6, c_7\}$, and $BS(a_3) = \{c_7, c_8\}$. Also, the corresponding boundary- and waveform-section trees are initiated/updated. As mentioned below, new associations follow all three characterizations:

1. the contiguous section of boundary c_1, \dots, c_4 is associated with B , and the contiguous section of boundary c_4, \dots, c_8 is associated with A ,
2. every element in c_1, \dots, c_8 is associated with either A or B , and
3. only c_4 is associated with both A and B .

The inter-bunch I-curves, bunches, and the corresponding sections of boundary associated together define Voronoi regions. For example, before invoking the merge procedure (Fig. 20(a)), the



(a) Before merge: c_1, \dots, c_8 are associated with A , and some of them are reachable from B



(b) After merge: c_1, \dots, c_4 are associated with A , and c_4, \dots, c_8 are associated with B

Figure 20: Modification to associations of two sections of wavefronts in Merge procedure

Voronoi regions are: I-curve(a_0, a_1), a_1 , I-curve(a_1, a_2), section of boundary along SB_A between p_0 and p_1 ; I-curve(a_1, a_2), a_2 , I-curve(a_2, a_3), section of boundary along SB_A between p_1 and p_2 ; I-curve(a_3, a_4), a_3 , I-curve(a_3, a_4), section of boundary along SB_A between p_2 and p_3 . After invoking the merge procedure (Fig. 20(b)), the Voronoi regions are: I-curve(b_0, b_1), b_1 , I-curve(b_1, b_2), section of boundary along SB_A between p'_0 and p_1 ; etc.; I-curve(b_3, b_4), b_4, a_1 , I-curve(a_1, a_2), section of boundary along SB_A between p'_3 and p_1 ; etc.; At most one Voronoi region is bounded by one inter-bunch I-curve from A and another from B . In updating the Voronoi regions, some of the inter-bunch I-curves from A and B are not used. For example, although I-curve(b_4, b_5) intersects with c_8 , section of boundary consisting of c_5, \dots, c_8 is closer to A than the bunches in B . Although this example shows all the bunches in A (resp. B) are contiguous along the wavefront, it is not a requirement.

Consider any corridor convex chain or enter/exit boundary, say c_3 in SB_A , that is associated with bunch a_1 . For wavefront segment $w(a'_1) \in a_1$, let d' be the Euclidean distance between $w(a'_1)$ and c_3 . Given the intersection of inter-bunch I-curves of B with SB_A , we know that c_3 is closer to bunch b_2 among all the bunches in B . For a wavefront segment $w(b'_2) \in b_2$, let d'' be the Euclidean distance between $w(b'_2)$ and c_3 . If $d'' < d'$, then the association of c_3 is changed to b_2 .

Herewith we describe the procedure to associate a section of SB_A to bunches in B . For each of the corridor convex chain or enter/exit boundary c occurring in SB_A , the proximity of c to its association in A requires to be compared against the proximity of c with every bunch in B , and re-associated when necessary. Before B strike SB_A , suppose that there is no Type-IV event due to bunches in B . Then the intersection points of inter-bunch I-curves from B are in sorted order along SB_A . For example, in Fig. 20, I-curve(b_3, b_4) is intersecting c_4 ; if c_1, \dots, c_4 are associated with b_1, b_2, b_3 , then the section of boundary c_4, \dots, c_8 is definitely not associated with b_1, b_2, b_3 . This unimodal property accommodates binary search over the inter-bunch I-curves of B in updating the associations. Since the inter-bunch I-curves are higher order curves, we use the `IIntersect` procedure described in Section 6 in determining which element of SB_A is intersected by an I-curve under consideration.

The following Lemma says that there exists a contiguous section of boundary that can be associated with a section of wavefront.

Lemma 7.1 *There exists an association A such that the sequence of boundary edges on a boundary cycle that are associated with a section of wavefront is a contiguous sequence. This is known as the contiguity property for sections of wavefront.*

Proof: Immediate from Lemmas 2.1 and 2.4. □

This property says that there always exists an implicit I-curve between A and B that separates the contiguous section of boundary that is associated with A from the contiguous section of boundary that is associated with B . Suppose all the elements that occurred before $c \in SB_A$ along SB_A are associated with B , and c needs to be associated with both A and B (or, with A only). Then no element in SB_A that occur after c needs to be associated with B . This is considered in halting the binary search procedure.

Here is the description of ASSOCATOB procedure. Let the bunches in B be b_1, \dots, b_q . Starting from b_1 , the procedure finds a bunch b_j in B such that between the points of intersection of inter-bunch I-curve(b_{j-1}, b_j) and the inter-bunch I-curve(b_j, b_{j+1}), there exists a contiguous section of boundary $SB' \in SB_A$ and $|SB'| > 1$ (line 4 of ASSOCATOB). If such an I-curve is found, $RV(b_j)$ is set to SB' ; and, $RV(b_1), \dots, RV(b_j)$ are set to ϕ (lines 5-8). In the next iteration, the procedure starts from b_j . The iterations terminate when an element in $RV(A)$ needs to be left with its current association (line 11). Then it adjusts the RV s of A ; and, updates BST s and WST s of bunches in both A and B (lines 12-13). After the change in associations, the event points corresponding

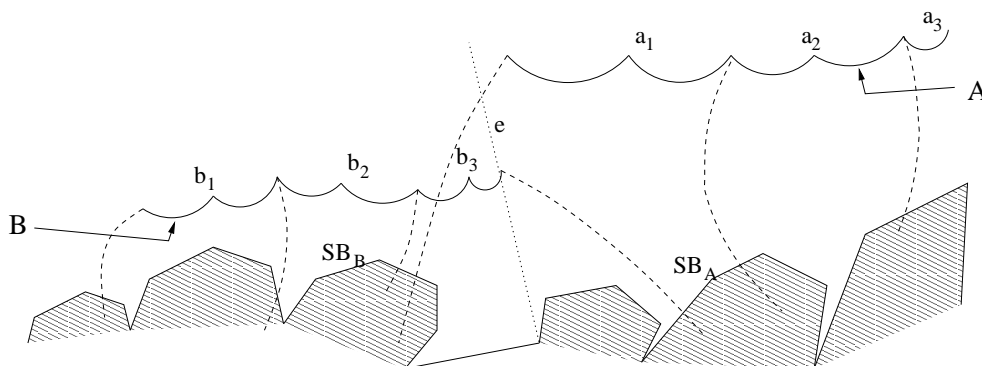


Figure 21: Associating $SV_A \cup SV_B$ to $A \cup B$

to the shortest distance between boundary-sections and their associated bunches, and the shortest distance between waveform-sections and their associated corridor convex chains/exit boundaries are updated in the event min-heap. Also, for every corridor convex chain C whose associations are changed within the procedure, similar to the procedure described in Type-I/Type-II events, we find the tangent to C and push the corresponding Type-III event to min-heap (line 14). Note that the Type-III event generated herewith could cause Case (4) of *BHT* initialization (See Subsection 4.1.).

Also, suppose $C \in SB_A$ is the corridor convex chain or enter/exit boundary encountered by the binary search procedure in ASSOCATOB, and C is found to be associated with A . Then the procedure does not process elements in SB_A that occur after C . Let A^R (resp. B^R) denote the sequence bunches in A (resp. B) ordered in reverse direction. Since the procedure does not know from which end of the sequence of bunches in B that it requires to start associating with SB_A , we need to invoke with arguments: $A, B; A, B^R; A^R, B; A^R, B^R$. Although explicitly we do not state, all these eight invocations of ASSOCATOB are considered in MERGE procedure.

As mentioned earlier, we invoked the merge procedure when B struck an edge e . Suppose B was associated with a section of boundary $SB'_B = SB_B \cup \{e\}$. When it strikes e , the section of boundary SB_B is reachable from A . See Fig. 21. Then the merge procedure needs to extend the three characterizations given in the beginning of this Section to $SB_A \cup SB_B$ and $A \cup B$, so that to associate $SB_A \cup SB_B$ with the bunches in A and B . In other words, we also require to invoke ASSOCATOB with arguments: $B, A; B^R, A; B, A^R; B^R, A^R$. Considering all these possibilities, the MERGE procedure invokes ASSOCATOB eight times for merging the two given sections of wavefront.

As a whole, the merger takes two sets, say A and B , of bunches and their associations in terms of *WSTs* and *BSTs* as input, and outputs a set $C \subseteq A \cup B$ of bunches with initiated/updated *WSTs* and *BSTs*.

Theorem 7.1 *The ASSOCATOB(A, B) procedure correctly updates the associations of bunches in both the sections of wavefronts' A and B .*

Proof: Let SB_A and SB_B be the sections of boundary associated with bunches in A and B respectively. We intend to prove three characterizations given in the beginning of this Section. Primarily, we prove that for every bunch b in $A \cup B$, section of boundary associated with b is contiguous along a boundary cycle whenever $SB_A \cup SB_B$ is contiguous before invoking the procedure.

The procedure assumes that both SB_A, SB_B are contiguous along a boundary cycle. To justify this assumption, note that the association of bunches are updated either in ASSOCATOB procedure or in the procedure which splits a section of wavefront. Since the wavefront split procedure

Algorithm 1 Associates corridor convex chains or enter/exit boundaries in RV s of a section of wavefront A to RV s of another section of wavefront B ; also, updates WST s and BST s for the bunches in B

procedure ASSOCATOB(A, B)

Require: the re-association starts by considering the first bunch in each of A and B . The bunches in both A and B are considered sequentially from there on; the procedure terminates when it finds the first convex chain or enter/exit boundary among the sequence of convex chains/exit boundaries of $RV(A)$ which cannot be associated with a bunch in B

- 1: Let
 - $A : a_1, a_2, \dots, a_p$, a sequence of bunches
 - $B : b_1, b_2, \dots, b_q$, a sequence of bunches
 - $RV(A) : \bigcup_{i=1}^{i=p} RV(a_i) = c_1, c_2, \dots, c_r$, contiguous sequence comprising corridor convex chains/exit boundaries in ∂B (note that this sequence is not computed explicitly)
 - 2: $prevb := 0, prevc := 0$
 - 3: **repeat**
 - 4: by doing binary search over the range $[prevb + 1, q]$ find j , where $j = \min\{i : i \in [prevb + 1, q]$ and I-curve(b_i, b_{i+1}) satisfies $c_s := \text{IIntersect}(\text{I-curve}(b_i, b_{i+1}), RV(A)), c_s \neq c_{prevc}\}$ and points on c_s can be associated with b_i instead of a_k where currently c_{s-1} and $c_s \in RV(a_k)$.
 - 5: set $RV(b_{prevb+1}), \dots, RV(b_{j-1}), RV(b_j)$ to ϕ .
 - 6: **if** a corridor convex chain or enter/exit boundary $c \in \{c_{prevc+1}, \dots, c_s\}$ can be entirely associated with b_j **then**
 - 7: add $\{c_{prevc+1}, \dots, c_s\}$ to $RV(b_j)$.
 - 8: **end if**
 - 9: $prevb := j, prevc := c_s$
 - 10: **until** $prevb > q - 1$
 - 11: remove corridor convex chains or enter/exit boundaries from $RV(A)$ so that $RV(A) \cap RV(B) = \phi$.
 - 12: for every bunch $b_i \in B$, if $RV(b_i)$ is modified and $|RV(b_i)| = 0$, and further, b_i is associated to a corridor convex chain or enter/exit boundary c then update $WST(c)$ s.t. $WS(c)$ is the sequence of bunches associated to c .
 - 13: for every bunch $b_i \in B$, if $RV(b_i)$ is modified and $|RV(b_i)| > 1$ update $BST(b_i)$ s.t. $BS(b_i)$ is the same as $RV(b_i)$.
 - 14: for every corridor convex chain C whose associations are changed, determine and push a Type-III event to min-heap.
-

Algorithm 2 Modifies RV s, WST s and BST s for the two given sections of the wavefront: SW_1, SW_2

procedure MERGE(SW_1, SW_2)

- 1: ASSOCATOB(SW_1, SW_2)
 - 2: ASSOCATOB(SW_2, SW_1)
-

maintains the contiguity property, the input bunch associations are guaranteed to be contiguous, provided that ASSOCATOB procedure maintains the contiguity. It also assumes that $SB_A \cup SB_B$ is contiguous before invoking the procedure. This is valid since we always invoke the procedure with arguments which obey this precondition.

First, note that there exists a contiguous association of $SB_A \cup SB_B$ to bunches in $A \cup B$, due to Lemma 7.1. The re-association of SB_A to B starts from the first element in SB_A . Consider the first bunch b_1 in B . The procedure assigns all the corridor convex chains or enter/exit boundaries prior to the intersection of I-curve(b_1, b_2) with SB_A to b_1 , if these boundary elements are determined closer to b_1 as compared to segments in A . Let this set be SB' . Since the associations start from the first element in SB_A , and the elements in $SB_A \cup SB_B$ are contiguous, it is guaranteed that SB' together with the section of boundary already associated with bunch b_1 prior to the invocation of this procedure is contiguous. Inductively, this argument can be extended to all the bunch re-associations in B . The binary search (line 4) over the inter-bunch I-curves returns the correct next I-curve which does not intersect c_{prev} . Once j in b_j is incremented (line 4) it never gets decremented, hence associating boundary edges from A to B (line 7) maintains the contiguity for each bunch. In every iteration of the repeat loop (line 3), we iterate sequentially along the I-curves among bunches in B . Hence SB_B is contiguous after the re-associations. All the convex chains or enter/exit boundaries removed from SB_A (line 11) are contiguous, hence SB_B is contiguous after the invocation of ASSOCATOB. For the bunches in A whose associations are left as they were, based on the preconditions, contiguity is obviously maintained.

Note that ASSOCATOB procedure does not take into account the case in which two inter-bunch I-curves of B intersect before they intersect the section of boundary associated with A . The correctness for this case relies on the fact that the boundary- and/or waveform-sections of bunches in B are updated whenever the Type-IV event corresponding to this inter-bunch I-curve intersection occurs.

Also, the correctness of IIntersect procedure is discussed in Section 6. □

Corollary 7.1.1 *The MERGE(A, B) procedure correctly updates the associations of bunches in both the sections of wavefronts' A and B .*

8 Boundary Split

As described in Section 2, a boundary cycle may split. Suppose the edge e of a junction J (or C) is associated with the wavefront from both of its sides. This causes e to appear twice in a boundary cycle BC . In Fig. 5, the bounding edges b_i and b_j of BC correspond to e . Whenever edge e is struck from either of its sides, the boundary cycle splits into two disjoint boundary cycles, say BC_i and BC_j . Let REG_i, REG_j be the regions bounded by BC_i and BC_j respectively. Both the boundary cycles BC_i and BC_j are surrounded by the wavefront, whereas at least two edges of J (or C) are struck. Considering the non-crossing property of shortest paths (Lemma 2.1):

- a shortest path to t could either traverse only some edges/vertices of REG_j , or
- traverse some edges/vertices of REG_i , one/two edges of J (or C), or
- traverse some edges/vertices of REG_i , one/two edges of J (or C), and some edges/vertices of REG_j in that order.

In other words, the only way in which a shortest path traversing REG_i can reach t is through J (or C) as shown in Fig. 22. Hence we refer J (resp. C) as a gateway, say g .

Definition 8.1 *For a bounding edge $e \in S$ of a junction/corridor g , suppose e is the last edge that struck, which resulted in the split of a boundary cycle BC into BC_i and BC_j , then g is termed as a **gateway**. For every edge e' of g , if e' incident to both BC_i and BC_j then e' is termed as a **gateway-edge** of g .*

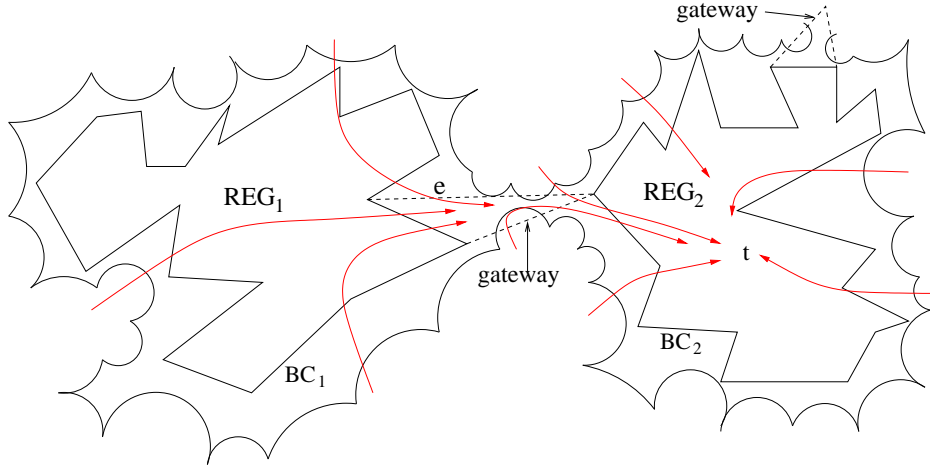


Figure 22: Wavefront segments that could cause a shortest path to t

We denote that the gateway g is *attached to* REG_i (resp. REG_j, BC_i, BC_j), or REG_i (resp. REG_j, BC_i, BC_j) is attached to g . Taking Euclidean metric with the non-crossing nature of shortest paths (Lemma 2.1) into consideration, each gateway is assigned an orientation, so that it suffices to expand the wavefront traversing through it over only one region attached to it. Since in our case the destination is in REG_j , this is the region needed to be traversed by the wavefront expanding through g . The gateway g is termed as the *outgoing gateway w.r.t. REG_i (resp. BC_i)*.

Lemma 8.1 *Every region REG either contains the destination t or is attached with one outgoing gateway.*

Proof: We prove this statement using induction. When the algorithm starts, there is only one region, which does contain t . Assume that the induction hypothesis holds for the input polygonal region having k regions. Now we extend the argument when a boundary split occurs, creating $k + 1$ regions. Let a region REG be split into two regions, REG_i and REG_j . Suppose g' is the gateway attached to both REG_i and REG_j . From the induction hypothesis, we know that the region REG either contains t or an outgoing gateway g is attached to it. For the former case, where REG_j (resp. REG_i) contains t , we orient g' to be an outgoing gateway w.r.t. REG_i (resp. REG_j). In the case that t is not located in REG and g is attached to REG_j (resp. REG_i), again we orient g' to be an outgoing gateway w.r.t. REG_i (resp. REG_j). \square

The wavefront propagation and the initiation of boundary cycles can be represented as a tree. The initial shortest path wavefront $w(s)$ is of ϵ radius, and the untraversed region contains t . Due to the wavefront progression, suppose REG splits into two, now one of these regions contains t . Let us denote the region containing t by REG_t and the other region by REG_1 . Both REG_t and REG_1 are connected with a gateway g_1 . The orientation of g_1 is from REG_1 to REG_t . Then we represent REG_1 and REG_t as nodes and gateway g_1 as an edge in a graph as described below.

At any point of the algorithm, all the untraversed regions together with the gateways that connect respective regions together are represented with an oriented **Boundary Cycle Tree**, $BCT(V, A)$, where the set V comprises of the set of untraversed regions in the polygonal domain and the set A comprises of gateways, such that every arc $a = (v', v'') \in A$ represents a gateway from the boundary cycle represented at v' to the boundary cycle represented at v'' . The nodes and edges are added to the (logical) boundary cycle tree as the algorithm proceeds i.e., whenever there is boundary split, one new node corresponding to the new region and one edge corresponding to the gateway are added to BCT. For example, in Fig. 23, consider a path $REG_t, REG_1, REG_{12}, REG_{121}$ in BCT. This corresponds to a boundary splits that occurred over time among the regions along this

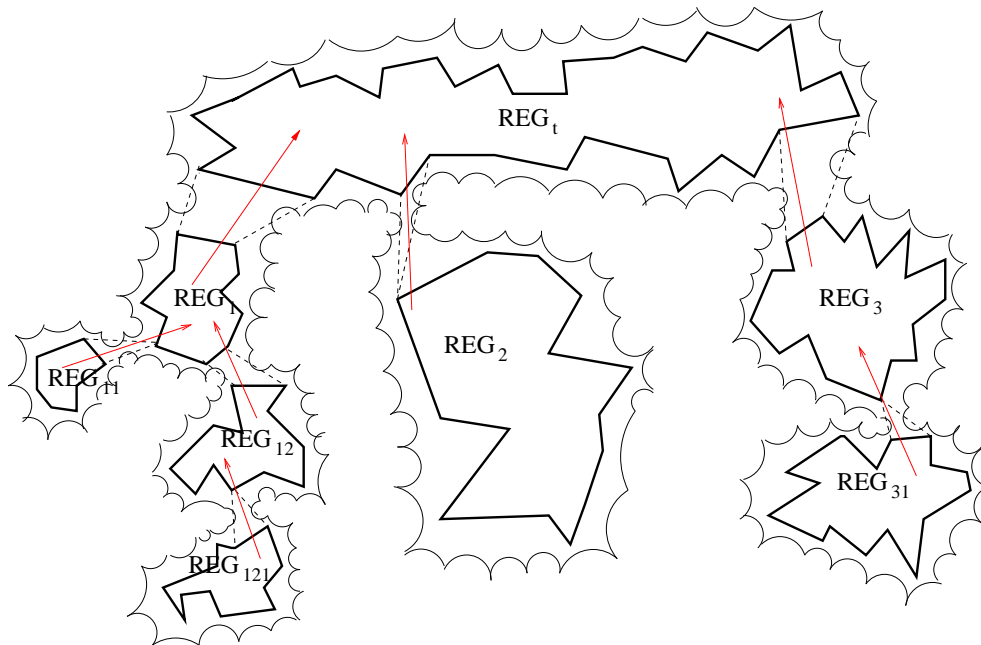


Figure 23: Boundary Cycle Tree and the corresponding region splits

path, the first split being at the root. Also, a shortest path to t that occurs along this path must traverse across a suffix of the regions corresponding to nodes $REG_{121}, REG_{12}, REG_1, REG_t$ in the boundary cycle tree. In other words, consider a section of wavefront W that traverses the region at node v of BCT; for W to cause a shortest path SP to t , SP must traverse across the regions and gateways at all the ascendant nodes of v .

A shortest path from s to t may possibly go through the region corresponding to a node in the tree and traverses across all the gateways occurring in the path from that node to the root. At every node v of the boundary cycle tree, we merge all the wavefronts that could traverse the gateway corresponding to v , say g . In other words, all the wavefronts that traverse the regions/gateways associated with the nodes of the subtree rooted at v are merged at g .

To determine the location of either t or the outgoing gateway w.r.t. a boundary cycle BC , we use the algorithm given in [16]. This facilitates in orienting the gateways.

Lemma 8.2 *Given that there exists a path from s to t , a shortest path can be found using some (none) of the gateways at any stage of the wavefront progression.*

Proof: The proof is by induction on the number of regions present when the shortest path from s to t is found. Consider the base case in which t resides on or within one boundary cycle by the time the shortest path is found. Here, we find a shortest path from s to t without using any gateways. Assume that the induction hypothesis holds for the given polygonal region having k regions. Now we extend the argument for $k + 1$ regions. Let a region REG be split into two regions, say REG_i and REG_j . Suppose the region REG_j has either t or an outgoing gateway g' w.r.t. REG attached to it. Also, suppose g is the outgoing gateway w.r.t. REG_i attached to both REG_i and REG_j . See Fig. 24.

From the induction hypothesis, we know that with k gateways, there is a shortest path from s to t where that shortest path uses some (none) of the gateways. If this shortest path does not traverse across REG , there is nothing to prove. Otherwise, this shortest path may go in one of

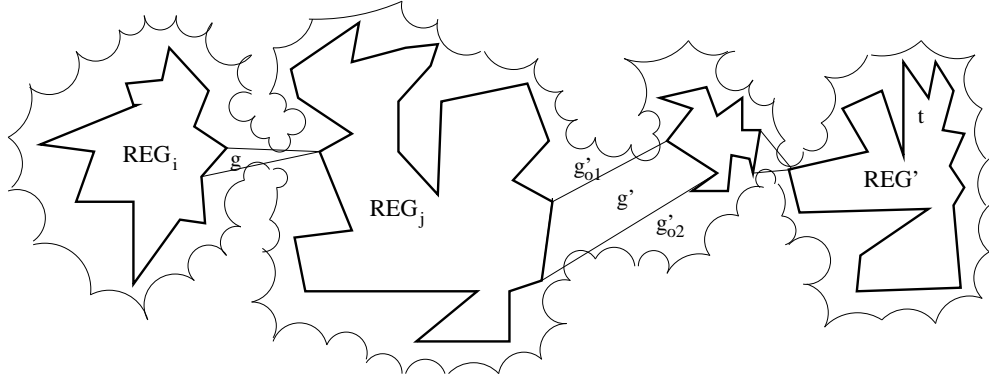


Figure 24: A path in the boundary cycle tree

these ways: traversing across REG_j only; traversing across REG_i first and then entering REG_j ; traversing across REG_j first and later entering REG_i before reentering REG_j . In the first case, we can find a shortest path without using g . For the second case, the orientation of g with the non-crossing property of the wavefront assure that such a shortest path is retained. The Euclidean metric makes the last case inessential, hence the orientation of g eliminates this case altogether. \square

Let A and B be the sections of wavefronts associated with the edges b_i and b_j (the bounding edge that is just struck) respectively. Based on the above Lemma, A and B need to be associated with BC_j only. Let W be the set of bunches associated with boundary cycle BC_j that either contains t or attached with an outgoing gateway. Let A' denote the listing of bunches in W ordered so as to end with the last bunch A associated with the bounding edge b_i while traversing the wavefront. Similarly, we define B' to be the wavefront bunches ordered in the reverse direction so as to end with b_j . We merge A' and B' by invoking the MERGE procedure. This determines the association of bunches in A and B to the bounding edges of the boundary cycle BC_j .

Wavefront propagation along the gateways

We next show how to process the wavefront propagation over the boundary cycles. The orientation of the gateways imposes an ordering of boundary cycles for processing the regions. Consider the current wavefront associated with region REG_i and the outgoing gateway g attached to it. We expand the shortest path wavefront over REG_i , until every corridor/junction bounding edge in that region is struck. When this happens, we say that REG_i is traversed. When BC_i is a degenerate cycle comprising one vertex, which is not t , this traversal is not required and the algorithm can proceed to processing of REG_j . During the traversal of REG_i , all the bunches that strike gateway-edges of g are combined into one section of wavefront, termed as B . Suppose g' is the outgoing gateway attached to REG_j . Also, let g'_{o1}, g'_{o2} be the sides of edges of g from outside of g . Consider any region REG' corresponding to an ancestor of node corresponding to REG_i in the boundary cycle tree. See Fig. 24. From non-crossing property of sections of wavefront (Lemma 2.1), note that there is no way for a wavefront segment in B to reach a point located in REG' , without traversing some of: g'_{o1}, g'_{o2} , edges in BC_j . Since wavefront segments in B could potentially expand and traverse into REG_j and the regions that are ancestors of REG_j , the section of wavefront B is associated with the bounding edges of BC_j, g'_{o1} and g'_{o2} so that to cover all possible non-crossing shortest paths.

We backtrack in time and restart expanding the shortest path wavefront from the time at which BC was split into BC_i and BC_j , say time t_j . During this re-traversal, we are interested in associations of B with REG_j, g'_{o1} and g'_{o2} . Let A be the sections of wavefront associated to the bounding

edges of BC_j , g'_{o1} and g'_{o2} . We invoke MERGE procedure to merge B with A . Let A' denote the listing of bunches in A starting with the first bunch among the bunches in A associated with the bounding edge b_{i+1} . Then we invoke MERGE procedure with A' and B as arguments. The combined wavefront will then expand into the region REG_j , starting at time t_j .

However, note that B is the result of wavefront propagation that specifies the bunches at a future time t' , whereas A is the wavefront section when the boundary split occurs (i.e., at time t_j). We thus create an offset at the root of B equal to time $-t'$. This negative value ensures that the wavefront section B and A are processed at the same time. A segment that has a negative offset is not active and will not be considered for the shortest distance computations. The computations will take into account the offsets of segments in B .

Lemma 8.3 *The associations of all sections of wavefront involved in an invocation of a merge procedure are updated correctly.*

Proof: Suppose the boundary cycle BC is split into BC_i and BC_j . Let REG_i, REG_j be the regions bounded by BC_i, BC_j , respectively. Let g', g be outgoing gateways w.r.t. BC, BC_i respectively. Further, let g'_{o1}, g'_{o2} be the sides of g' from outside g' . The region REG_j is guaranteed to either contain t or attached with an outgoing gateway. In both these cases, from Lemma 8.2 it suffice to associate the sections of wavefront traversing through gateway g solely to the bounding edges of BC_j, g'_{o1}, g'_{o2} . Hence, while progressing the wavefront over REG_i , we combine all the sections of wavefront associated with the gateway-edges of g into a section of wavefront. And, we associate this section of wavefront with the bounding edges of boundary cycle BC_j and the gateway-edges of g' . To reduce the number of event points, at first we traverse REG_i and then we determine these associations by invoking MERGE procedure. After these associations are determined, we offset the wavefront segments that traverse region REG_i by the time difference from the time at which BC was split.

Suppose a bunch w was determined to be in a section of wavefront B which struck gateway-edges of g . As the wavefront progresses, the bunch w may get split or merged with other sections of wavefronts. Since we are, in effect, restarting the wavefront from the time at which BC was split into BC_i and BC_j , the correctness proof needs to take into account the following:

1. bunch w may either not be alive.
2. bunch w associated with an untraversed edge in BC_i .
3. bunch w may be associated to an edge of BC_j while that edge was already traversed.

In the first two cases, although w is split and may be part of various boundary-/waveform-sections, the invalid marks in the corresponding boundary-/waveform-section trees guarantee that these can not cause Type-I/Type-II events. To handle the third case, as soon as we backtrack to the time at which boundary cycle BC was split, we are initiating all possible bunches corresponding to boundary-sections and waveform-sections which will traverse g in future (as determined by the wavefront propagation within REG_i). This facilitates in moving a bunch (resp. waveform-section) in B forward with another section of wavefront which is also associated with the same boundary-section (resp. edge) as B . Hence the third case is not possible.

The correctness of updating associations, boundary-sections and waveform-sections of a given two sections of wavefront relies on the MERGE procedure, whose correctness is proved in the Lemma 7.1.1. □

Lemma 8.4 *The total number of merges during the entire algorithm are $O(m)$.*

Proof: The merging is done in a partially traversed junctions or corridors, and there are $O(m)$ corridors or junctions. \square

Lemma 8.5 *The total number of gateways/gateway-edges are $O(m)$.*

Proof: Since there are a total of $O(m)$ corridors/junctions together, the number of possible boundary cycles are $O(m)$. From Lemma 8.1, each boundary cycle except the one having t is attached with one outgoing gateway. Hence the complexity. \square

Theorem 8.1 *The total number of Type-I/Type-II events due to gateways are $O(m)$.*

Proof: Let g be an outgoing gateway w.r.t. boundary cycle BC , and let ge be a gateway-edge of g . Let REG be the region bounded by BC . A gateway-edge is processed only when all the processing is complete for REG . Hence, a side of gateway-edge can cause at most $O(1)$ Type-I/Type-II events. Since there are $O(m)$ gateway-edges (Lemma 8.5), the total number of Type-I/Type-II events due to gateways are $O(m)$. Therefore, the total number of Type-I/Type-II events are $O(m)$. \square

Lemma 8.6 *The amortized time complexity in orienting all the gateways is $O(m(\lg m)(\lg n))$.*

Proof: We can solve point location problem among two polygons, where each is having $O(m_1)$ and $O(m_2)$ edges respectively, in $O(\min(m_1, m_2))$ time (this approach has been used before in [16]). However, we are interested in the case of two polygons bounded with $O(m_1)$ and $O(m_2)$ edges/convex chains with each convex chain having $O(n)$ edges. The planar point location algorithm given in [16] can be extended to yield an algorithm with the time complexity $O(\min(m_1, m_2) \lg n)$ for this case. For each boundary split, we need to locate either t or a gateway, and, the boundary splits occur recursively. Then the recurrence representing this recursion is $T(m) = T(m_1) + T(m_2) + \min\{m_1, m_2\} \lg n$, where $T(m)$ is the time required to solve the location problem in a polygonal region with $O(m)$ corridor chains and entry/exit boundaries. This results in an overall complexity of $O(m(\lg m)(\lg n))$. \square

Lemma 8.7 *The total number of Type-III events generated in merge procedure are $O(m)$.*

Proof: We will defer the proof till later where in fact we will show that the total number of Type-III events in the entire algorithm are bounded. \square

9 Event Points

9.1 Type-I and Type-II Events

The Type-I event determination involves computing the shortest distance for a segment in a waveform-section to strike the associated corridor convex chain or enter/exit boundary. The Type-II event determination involves finding the shortest distance for the bunch to expand before striking either a corridor convex chain or enter/exit boundary in the boundary-section associated with it. These shortest distance computations are explained in Section 5. Both the Type-I and Type-II events change ∂B .

Let J be an untraversed junction i.e., no edge/vertex of it has been traversed. When a section of wavefront $SW = \{B_i, \dots, B_j, \dots, B_k\}$ strikes an edge $e_1 = (v_1, v_2)$ of J , SW may be split into at most two sections: a sequence of wavefront segments SW_1 that could possibly strike an edge

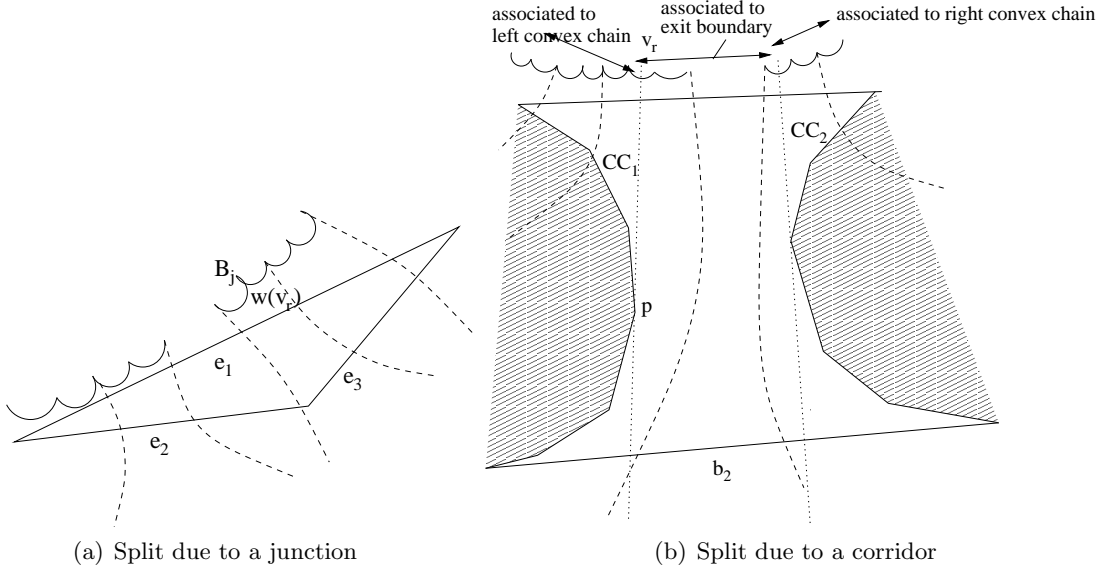


Figure 25: Split of a section of wavefront

e_2 of J and a sequence of wavefront segments SW_2 that could possibly strike an edge e_3 of J such that $SW_1 \cup SW_2 = SW$. See Fig. 25(a). The edge e_1 in ∂B is replaced by e_2 and e_3 . We intend to determine two successive inter-bunch I-curves, I-curve($B_{j_{prev}}, B_j$), I-curve($B_j, B_{j_{succ}}$) in the wavefront such that I-curve($B_{j_{prev}}, B_j$) intersects e_2 and I-curve($B_j, B_{j_{succ}}$) intersects e_3 . Here, $B_{j_{prev}}$ (resp. $B_{j_{succ}}$) is the bunch that precede (resp. succeed) B_j in the wavefront. This allows associating B_i, \dots, B_{j-1} to e_2 and B_{j+1}, \dots, B_k to e_3 . We do binary search over the inter-bunch I-curves of SW to find such j . In this binary search, primitive operation computes the intersection of a inter-bunch I-curve with either e_2 or e_3 . Since I-curves are higher-order curves, explicitly computing their intersections with e_2 and/or e_3 is not efficient. Hence we use IIntersect procedure described in Section 6. Once we determine such j , we do binary search over the I-curves of bunch $B_j = (w(v_l), \dots, w(v_r), \dots, w(v_u))$ to compute two I-curves such that I-curve($w(v_{r-1}), w(v_r)$) would intersect e_2 and I-curve($w(v_r), w(v_{r+1})$) would intersect e_3 . Since intra-bunch I-curves are straight-lines, we compute the intersection between an I-curve and an edge. Then using bunch split procedure listed in Section 4.1, we split B_j into B'_j, B''_j such that B'_j comprise the wavefront segments $\{w(v_l), \dots, w(v_r - 1)\}$, and B''_j comprise the wavefront segments $\{w(v_r), \dots, w(v_u)\}$. Then we insert $w(v_r)$ to B'_j so that $w(v_r)$ is present in both B'_j and B''_j as it can strike either e_2 or e_3 . After that, SW_1 comprise $B_i, \dots, B_{j-1}, B'_j$, and SW_2 comprise $B''_j, B_{j+1}, \dots, B_k$.

Let C be an untraversed corridor i.e., no edge/vertex of it has been traversed. Also, let C has CC_1, CC_2 convex chains, and b_1, b_2 enter/exit bounding edges. When a section of wavefront $SW = \{B_i, \dots, B_j, \dots, B_k, \dots, B_l\}$ strikes an enter boundary b_1 of C , SW may be split into at most three sections: a sequence of wavefront segments SW_1 that could possibly strike CC_1 , a sequence of wavefront segments SW_2 that could possibly strike an edge b_2 , and a sequence of wavefront segments SW_3 that could possibly strike an edge CC_2 of C such that $SW_1 \cup SW_2 \cup SW_3 = SW$. See Fig. 25(b). The b_1 in ∂B is replaced by CC_1, b_2, CC_2 . We determine two successive inter-bunch I-curves, I-curve($B_{j_{prev}}, B_j$), I-curve($B_j, B_{j_{succ}}$) in SW such that I-curve($B_{j_{prev}}, B_j$) intersects CC_1 and I-curve($B_j, B_{j_{succ}}$) intersects b_2 . Here, $B_{j_{prev}}$ (resp. $B_{j_{succ}}$) is the bunch that precede (resp. succeed) B_j in the wavefront. Once we determine such j , we do binary search over the I-curves of bunch B_j to find $w(v_r) \in B_j$ which could possibly intersect both CC_1 and b_2 . As in the case of junction J , we split B_j such that $w(v_r) \in B_j$ is in both B'_j and B''_j . The binary search follows the same procedure as listed above (the case of junction J). Similarly, we determine two successive inter-bunch I-curves,

I-curve($B_{k_{prev}}, B_k$), I-curve($B_k, B_{k_{succ}}$) in SW such that I-curve($B_{k_{prev}}, B_k$) intersects b_2 and I-curve($B_k, B_{k_{succ}}$) intersects CC_2 and split B_k into B'_k and B''_k . Here, $B_{k_{prev}}$ (resp. $B_{k_{succ}}$) is the bunch that precede (resp. succeed) B_k in the wavefront. Then SW_1 comprise $\{B_i, \dots, B_{j-1}, B'_j\}$, SW_2 comprise $\{B'_j, B_{j+1}, \dots, B_{k-1}, B'_k\}$, whereas SW_3 comprise $\{B'_k, B_{k+1}, \dots, B_l\}$. Due to the non-crossing nature of I-curves (Lemma 2.1), point of tangency corresponding to Type-III event on CC_1 due to SW_1 is caused by the wavefront segment $w(v_r)$. The distance to point of tangency p on CC_1 along $v_r p$ from the periphery of $w(v_r)$ is pushed to the event heap. Another Type-III event due to the interaction of CC_2 and SW_3 is also pushed to the min-heap. As a whole two Type-III event points, and a shortest distance between SW_2 and b_2 are the event points determined during this procedure. Note that no other interactions between SW_1 and CC_1 or SW_3 and CC_2 worth further consideration, as the destination t is in its own corridor.

Let a bounding edge of J (resp. C) was traversed, and the wavefront struck the other bounding edge of J (resp. C). This causes boundary split. The merging procedure is explained in section 7.

Consider a junction $J = (e_1, e_2, e_3)$ that is traversed. Suppose the edge e_1 is traversed whereas the edges e_2 and e_3 are not traversed when $\mathcal{W}(d)$. Also, suppose the bounding edge e_2 is struck when $\mathcal{W}(d')$ This causes boundary split. While updating the relevant associations of sections of wavefront, the merging procedure described in Section 7 may in turn cause Type-III events. The same is true when a boundary splits due to merger in corridors.

A section of wavefront SW striking a junction (resp. corridor) boundary vertex is handled similar to the above cases, except that both the edges adjacent to that vertex are considered as struck by the wavefront.

Lemma 9.1 *The total number of bunch/waveform-section splits during the entire algorithm are of $O(m)$.*

Proof: The waveform-sections are associated with the edges which are not struck as of now. The split occurs when a waveform-section strikes the boundary of a junction/corridor and there are $O(m)$ such boundary edges in all the junctions/corridors together. \square

Lemma 9.2 *The complexity of bunch/waveform-section splits during the entire algorithm are $O(m(\lg m)(\lg n))$.*

Proof: Each split takes $O(\lg n)$ time as it involves binary search over the I-curves. The appropriate boundary- and waveform-section updates take $O((\lg m)(\lg n))$ time (Lemmas 4.5, 4.6). Combining this with Lemma 9.1, leads to the proof. \square

Lemma 9.3 *The total number of Type-I and Type-II events together are $O(m)$.*

Proof: The Type-I or Type-II events occur due to the following:

- (1) A section of wavefront strikes either a corridor convex chain or a corridor enter/exit boundary.
- (2) A section of wavefront striking gateway-edges in merge procedure.

Since there $O(m)$ corridors, there are $O(m)$ Type-I/Type-II events due to (1). From Lemma 8.1, the number of Type-I/Type-II events due to (2) are bounded with $O(m)$. \square

Lemma 9.4 *The total time in determining and handling all Type-I/Type-II events is $O(m(\lg m)(\lg n))$.*

Proof: From Lemma 5.2, determining Type-I event is of complexity $O((\lg m)(\lg n))$. From Lemma 5.1, determining Type-II event is of complexity $O((\lg m)(\lg n))$.

Both of these event types involve updating WST and/or BST , either by splitting or by invoking the MERGE procedure. From Lemma 4.5, updating WST takes $O((\lg m)(\lg n))$ amortized time. From Lemma 4.6, updating BST takes $O((\lg m)(\lg n))$ amortized time. From Lemma 8.6, amortized time in orienting all the gateways is $O(m(\lg m)(\lg n))$. From Theorem 11.3, amortized time involved in the merge procedure is $O((\lg m)(\lg n))$.

Type-III event determination and handling costs are considered in 11.1. □

9.2 Type-III Event

This event occurs when a wavefront segment $w(v_r)$ in a section of wavefront SW strikes a corridor convex chain CC at a point of tangency p along the tangent $v_r p$ from v_r to CC . The event determination procedure is listed as part of Type-I and Type-II event handling. See Subsection 9.1. The event possibly causes either the initiation of a new bunch from p , or modifying an existing bunch initiated from a vertex of the convex chain CC . The cases in which a bunch is initiated/modified are explained in Section 4.1.

Lemma 9.5 *The total number of Type-III events are $O(m)$.*

Proof: Since there are $O(m)$ corridor convex chains, number of BHT s initiated (in Case (1) of Subsection 4.1) are $O(m)$. Let $C = \{v_1, v_2, \dots, v_{n'}\}$ be a convex chain from which a bunch is initiated. New bunches from the same convex chain may be introduced during the merge procedure (corresponding to Case (4) of Subsection 4.1). We note that at the introduction of a new bunch hull tree an old bunch of segments, call it B_1 is removed from the wavefront. Thus at most one bunch $B(v_z, v_{n'})$ exits the bounding edge of the corridor defining the chain C . Let B_p be the bunch that led to the generation of the bunch B_1 . The removal of bunches can thus be charged to B_p . We thus need to bound the number of bunches that a particular bunch, say B_p can generate. If a bunch B_p generates more than two bunches, then it does so in two different corridors. In this case, the bunch B_p is split into two at a vertex v_J in junction J . The shortest path to this junction vertex is thus determined due to a segment in B_p (due to the non-crossing property of bunches). Thus the split of bunches can be charged to junction vertices. These are $O(m)$ in number. And each bunch that is generated and removed, as B_1 is above, can be charged to a bunch or split portion of a bunch. This gives the desired bound of $O(m)$. □

9.3 Type-IV Event

The intersection of inter-bunch I-curves within a waveform-section are captured with this event. Using these points of intersection, we can detect when two non-adjacent bunches within a waveform-section meet. Since the intra-bunch I-curves are diverging, only the intersection of inter-bunch I-curves and I-curves from two different bunches are considered.

Lemma 9.6 *Let d' be the shortest distance between a waveform-section WS and its associated vertex/edge e , which corresponds to an event evt . Even though some of the I-curves in that waveform-section intersect among themselves before evt occurs, WS does strike e for the first time when the evt occurs (provided that the association of e does not change due to mergers).*

Proof:

See Fig. 26. Suppose the inter-bunch I-curves in WS , I-curve($w(u_1), w(u_2)$) and I-curve($w(v_1), w(v_2)$), intersect at point p , whereas the Euclidean distance from p to WS is d'' , for $d'' < d'$. Consider the

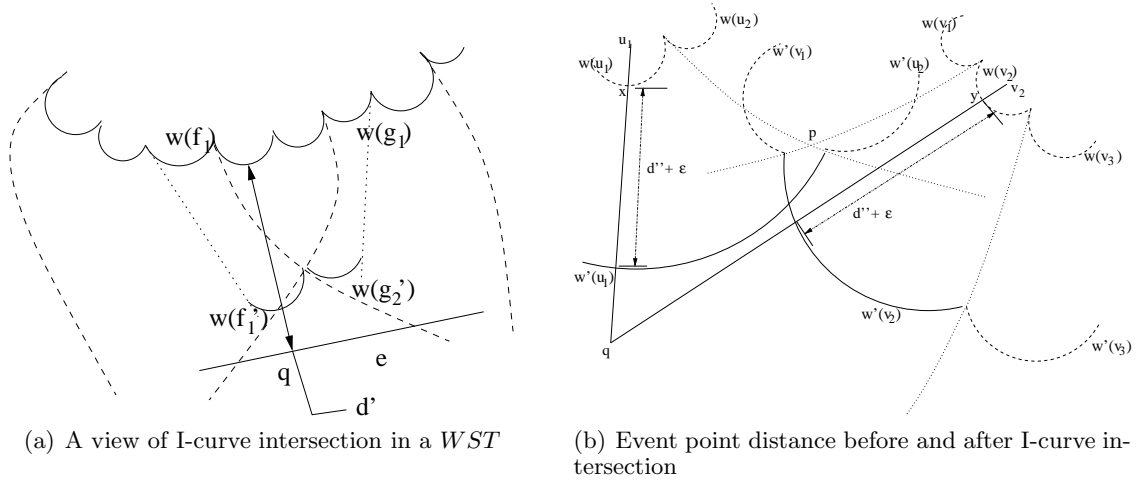


Figure 26: I-curve intersection and the computed shortest distance

wavefront just after the *evt* occurred i.e., after it traverses an Euclidean distance ϵ (for a positive constant ϵ). At this wavefront progression, let WS' be the waveform-section comprising bunches in WS sans the bunches removed due to the inter-bunch I-curve intersection. Let $w'(u_1)$ (resp. $w'(u_2), w'(v_1), w'(v_2)$) be the wavefront segment in WS' corresponding to the wavefront segment $w(u_1)$ (resp. $w(u_2), w(v_1), w(v_2)$) in WS . Consider any point q s.t. q is external to both WS and WS' , and, q is closer to $w(u_1)$ than $w(v_2)$ (symmetric cases can be argued similarly). Let $x(y)$ be the point of intersection of line segment qu_1 (resp. qv_2) with $w(u_1)$ (resp. $w(v_2)$). Given that $\|qx\| < \|qy\|$, it is trivial to note that $(\|qx\| - (d'' + \epsilon)) < (\|qy\| - (d'' + \epsilon))$. In other words, it is guaranteed that the point q is closer to $w'(u_1)$ than $w'(v_2)$ whenever q is closer to $w(u_1)$ than $w(v_2)$. \square

However, for the sake of utilizing I-curves for further computations, and to avoid overlap of wavefront segments within the wavefront, we detect their intersection. There are three types of I-curve intersections possible in a waveform-section:

- (1) Intersection of adjacent inter-bunch I-curves
- (2) Intersection of non-adjacent inter-bunch I-curves
- (3) Non-adjacent I-curve intersection causing partial elimination of bunches

The dirty bridges discussed in Section 10 takes care of Case (3). Since explicitly computing the I-curve intersections occurring within a WS is compute intensive, both the I-curve intersections mentioned in Case (1) and Case (2) are detected by finding the shortest distance between the sibling hulls stored at the internal nodes of WST . Let UH_l, UH_r be the hulls at sibling nodes v_l and v_r of a WST respectively. Let b_l^{rm} (resp. b_r^{lm}) be the rightmost (resp. leftmost) bunch in the bunches stored at the leaves of v_l (resp. v_r). Also, let UH_l^{rm} (resp. UH_r^{lm}) be the hull of b_l^{rm} (resp. b_r^{lm}). Since two adjacent bunches always intersect along an I-curve, we avoid detecting event corresponding to the intersection of adjacent bunches. Hence we compute the shortest distances' d', d'' between the hulls $UH_l - UH_l^{rm}, UH_r$ and $UH_l, UH_r - UH_r^{lm}$ respectively. And, we push the Type-IV event point with distance $\min(\frac{d'}{2}, \frac{d''}{2})$ to the event heap.

Lemma 9.7 *Two I-curves in a WST intersect if and only if Type-IV event occurs.*

Proof: Let b_i, b_j be two bunches occurring in the left-to-right ordering of bunches in a waveform-section. Let $b_{i_{succ}}$ be the successor of b_i in the wavefront; also, let $b_{j_{pred}}$ be the predecessor of b_j in the wavefront. Suppose the I-curve($b_i, b_{i_{succ}}$) and I-curve($b_{j_{pred}}, b_j$) intersect at point p . From the

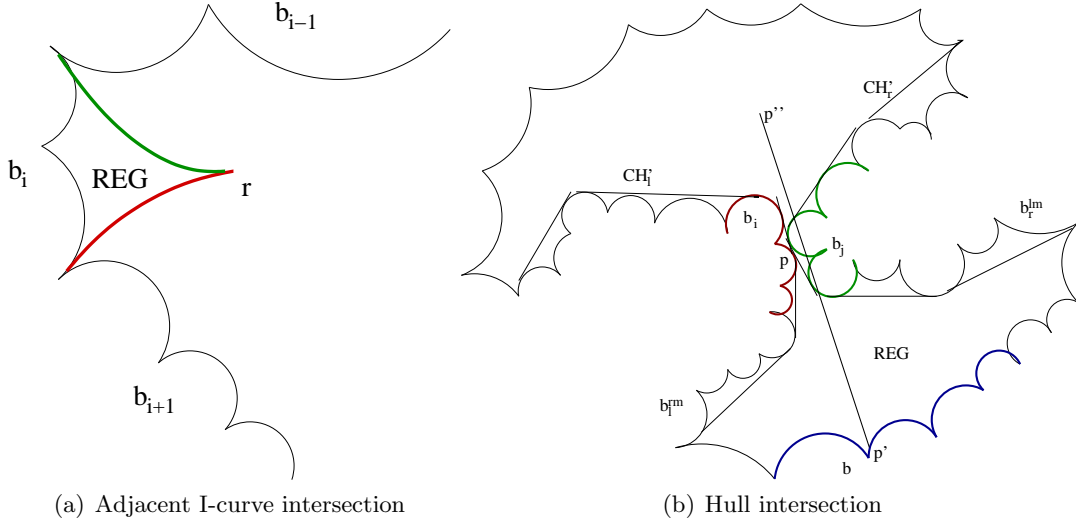


Figure 27: Type-IV Events

I-curve definition, $p \in (b_i \cap b_j)$ when the bunch b_i or b_j strikes p . Consider the least common ancestor node v of nodes that store b_i and b_j . The left and right children of v , say v_l and v_r , implicitly store upper hulls UH_l, UH_r such that one contains b_i and the other contains b_j . Let UH_l^{rm} (resp. UH_r^{lm}) be the hull of the right-most (resp. left-most) bunch in the bunches stored at the leaves of v_l (resp. v_r). It is immediate to see that the bunches b_i, b_j intersect, whenever either the hulls $UH_l - UH_l^{rm}, UH_r$ or the hulls $UH_l, UH_r - UH_r^{lm}$ intersect. This is captured as a Type-IV event. \square

As shown in the following Lemma, a Type-IV event causes the disappearance of one or more bunches, in turn, the waveform-section is dynamically updated. Using the `Intersect` procedure (detailed in Section 6) with RV of a section of wavefront and an I-curve as parameters, we determine new associations and update the shortest distance in these new associations. As part of this update, we compute the new inter-bunch I-curves among the bunches which became adjacent and their intersection points. The event point min-heap is updated accordingly. The following Lemma is useful in Analysis.

Lemma 9.8 *Whenever a Type-IV event occurs, there exists at least one bunch which is not required to be progressed further.*

Proof: Consider two adjacent inter-bunch I-curves, $I\text{-curve}(b_{i-1}, b_i)$ and $I\text{-curve}(b_i, b_{i+1})$. Suppose the Type-IV event occurred due to the intersection of these two I-curves (Fig 27(a)). Let r be the point of intersection. Also, let REG be the untraversed region bounded by these two I-curves and the bunch b_i . Suppose the destination t is located in REG . Then due to the non-crossing property of shortest paths (Lemma 2.1), the bunch b_i is not required to be progressed in \overline{REG} . Further the bunches other than b_{i-1}, b_i and b_{i+1} need not be propagated further. Suppose the destination t is located in the region \overline{REG} . Again due to the non-crossing property of shortest paths (Lemma 2.1), it is not required to progress the bunch b_i (in \overline{REG}).

Suppose the Type-IV event occurred due to an event point that corresponds to the distance between two hulls and does not correspond to the intersection of adjacent I-curves. When this event occurs, let CH'_l, CH'_r be the hulls at nodes l and r of WST , and, p be the point at which the hulls CH'_l, CH'_r intersect. Let B'_l (resp. B'_r) be the set of bunches at all the leaf nodes of the subtree formed with the descendants of node l (resp. r). We define the bunches b_i and b_j herewith:

- Suppose the point $p \notin b$, for any bunch $b \in B'_l$ i.e., the point p is located on a bridge of CH'_l . Let $B''_l \subseteq B'_l$ be the set of bunches, where a bunch $b \in B''_l$ if and only if there exists a line

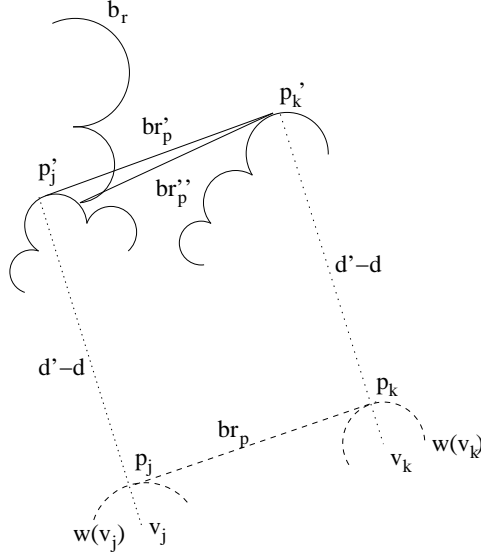


Figure 28: Dirty Bridges in WST

segment LS from p to a point located on b s.t. the interior of LS does not intersect with any bunch. Among all the bunches in B'_l , we let the bunch stored at the rightmost leaf node of WST be termed as b_i . Otherwise, suppose the point p is located on a bunch $b \in B'_l$. Then the bunch b is termed as b_i .

- Suppose the point $p \notin b$, for any bunch $b \in B'_r$ i.e., the point p is located on a bridge of CH'_r . Then the set $B''_r \subseteq B'_r$ is defined similar to the above case. Among all the bunches in B''_r , we let the bunch stored at the leftmost leaf node of WST be termed as b_j . Otherwise, suppose the point p is located on a bunch $b \in B'_r$. Then the bunch b is termed as b_j .

Let B be the set of bunches strictly between b_i and b_j in the waveform-section. B is non-empty since the event corresponds to an intersection of non-adjacent I-curves. Let the set S comprise untraversed regions s.t. a region $R \in S$ if and only if the closed set representing the region R intersects with at least one bunch in B . Also, let the region REG be the union of the regions in S . Note that the region REG is not necessarily connected.

Suppose the destination t is located in \overline{REG} . Let p' be any point chosen on any bunch b in B . For any point p'' in \overline{REG} , the line segment $p'p''$ intersects the boundary of $CH'_l \cup CH'_r$. In turn, $p'p''$ intersects a bunch contained in $CH'_l \cup CH'_r$. Then from the non-crossing property of shortest paths (Lemma 2.1), bunch b is not required to be progressed further. In other words, no bunch belonging to B need to be progressed in \overline{REG} .

Suppose the destination t is located in REG . Then by defining bunches b_i, b_j symmetric to the above, the proof would be similar to the case mentioned in the above paragraph. \square

As required in the above Lemma, when a Type-IV event occurs we determine the region in which the destination point t resides. This is done using the procedure from Vaidya [16].

10 Dirty Bridges in WST

Consider the maintenance of bridges at internal nodes as the wavefront progresses. For $p_j \in w(v_j), p_k \in w(v_k)$, let $br_p = (p_j, p_k)$ be a bridge at node p of a WST when $\mathcal{W}(d)$, and p_j, p_k are respectively the points of tangencies of $w(v_j)$ and $w(v_k)$. Let p'_j be a point at Euclidean distance $(|v_j p_j| + d' - d)$ from v_j along the vector $\overrightarrow{p_j v_j}$. Also, let p'_k be a point at Euclidean distance $(v_k p_k + d' - d)$ from v_k along the vector $\overrightarrow{p_k v_k}$. As the wavefront expands, the bridge br_p moves as

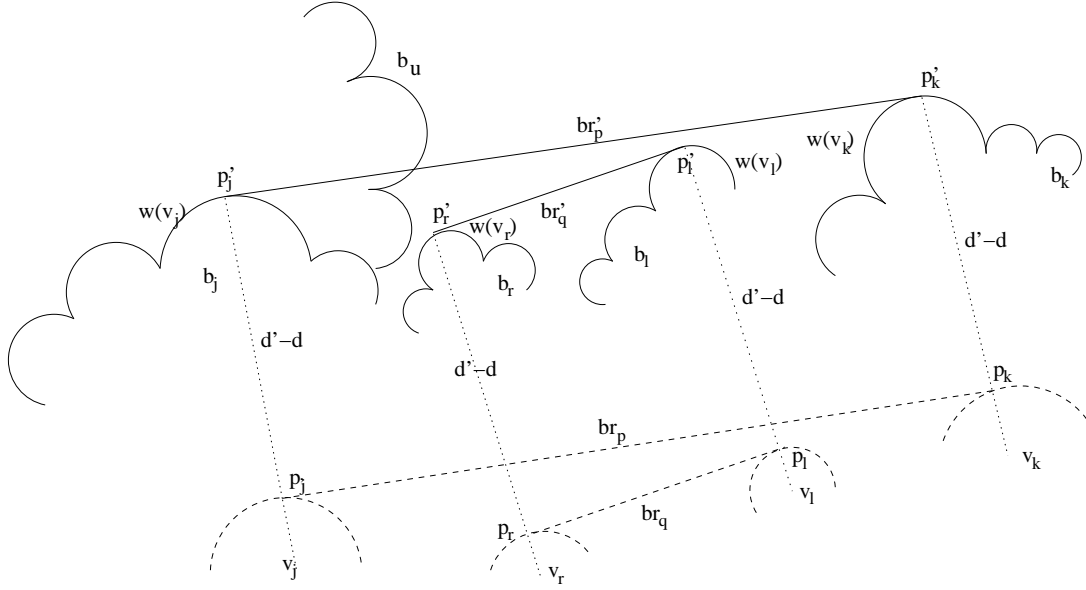


Figure 29: Dirty bridges versus the correctness of shortest distance computations

fast as any point on a bunch b_r , for $i \leq r \leq k$, expands (Property 4.3). Therefore, the traversal of p_j (or p_k) could happen due to some bunch b_r , where $r < i$ or $r > k$ i.e., b_r would be located in a subtree other than the one at p . Let an endpoint of br_p' , say p_j' , does not belong to $\mathcal{W}(d')$ for $d' > d$. Since the Property 4.3 is no more applicable, br_p' is not a bridge at node p at $\mathcal{W}(d')$. As shown in Fig. 28, due to the definition of a bridge in WST , br_p'' is the bridge at node p when $\mathcal{W}(d')$. However, it is inefficient and impractical to update the bridges infinitely often at nodes such as p . As long as at least one wavefront segment in each of the bunches b_j and b_k (on which p_j' and p_k' incident) belongs to $\mathcal{W}(d')$ i.e., as long as b_j and b_k are at the leaves of WST corresponding to $\mathcal{W}(d')$, we continue to have br_p as a dirty bridge at node p of WST .

Definition 10.1 A bridge is considered as a **dirty bridge** whenever it is defined at a WST node, but one or both of its endpoints do not belong to the shortest path wavefront. If the bridge is dirty at a node p of WST , then the corresponding upper hull at p is termed as a dirty upper hull.

When bridge br_p is determined, say at $\mathcal{W}(d)$, at a node p of WST , let $p_j' \in w(v_j)$ and $p_k \in w(v_k)$ be its endpoints such that p_j' is not a point of tangency of $w(v_j)$. Let C be a circle with the same center and radius as $w(v_j)$. To facilitate in reconstructing bridge at $\mathcal{W}(d')$, by utilizing property 4.3, we find a point of tangency p_j on C (closest along C to p_j') so that $p_j p_k$ is a tangent to both $w(v_j)$ and $w(v_k)$. Again, so formed bridge $br_p = (p_j, p_k)$ is a dirty bridge.

Lemma 10.1 The dirty bridges in a WST do not affect the correctness of shortest distance computations between WST and its associated corridor convex chain or enter/exit boundary C .

Proof: Consider a node p of WST with the bunches at its descendant leaf nodes as $b_i, b_{i+1}, \dots, b_j, \dots, b_k, \dots, b_{w-1}, b_w$. See Fig. 29. Let $B = \bigcup_{l \in \{i, \dots, w\}} b_l$. Let a dirty bridge br_p' at node p of WST join two points $p_j' \in b_j$ and $p_k' \in b_k$. Suppose the point p_j was traversed by a bunch b_u , where $u \notin \{i, i+1, \dots, w\}$, when $\mathcal{W}(d')$. Let ch_p' be the dirty upper hull at node p . Consider bridge br_q' at node p computed at this stage of wavefront progression. Since we know that at least two bunches b_j and b_k exist among bunches in B , the bridge br_q' is guaranteed to exist. Let the bridge br_q' joins two points p_r' and p_l' , where the point p_r' is located on the wavefront segment $w(v_r) \in b_r$

whose center is v_r and the point p'_l is located on the wavefront segment $w(v_l) \in b_l$ whose center is v_l . Note that $w(v_r)$ (resp. $b_r, p'_l, w(v_l), b_l$) is not necessarily distinct from $w(v_j)$ (resp. $b_j, p'_k, w(v_k), b_k$).

Consider a wavefront progression $\mathcal{W}(d)$ at which the bridge at node p was not dirty. Let br_p be the bridge at node p for $\mathcal{W}(d)$ with p_j, p_k as its endpoints. Let the corresponding upper hull be ch_p . Choose a point $p_r \in w(v_r)$ at that stage of wavefront expansion so that the line segment $v_r p_r$ extended yields p'_r . Then the Euclidean length of line segment $p_r p'_r$ be $d' - d$. From the property 4.3, for an expansion of $d' - d$ along $v_r p'_r$, the Euclidean length of segments $p_j p'_j, p_l p'_l$ would be $d' - d$ too. This with the fact that the bunches remaining in B after a Type-IV event are in the same order along B as they were before assures the following: $p'_r \in ch'_p$ and $p'_l \in ch'_p$. The convexity of ch'_p guarantees that the line segment br'_q (joining points p'_r, p'_l) belongs to ch'_p . Hence the shortest distance from C to br'_p is less than (or equal to) the shortest distance from C to br'_q . Similar arguments can be given when both the endpoints of a dirty bridge were traversed.

The correctness of the shortest distance computation procedure relies on the property shown above for a dirty bridge, when the shortest distance from C is to that dirty bridge. Suppose the shortest distance between br'_p and C is less than the shortest distance to either of the bridges at p 's immediate descendants. Since the shortest distance from C to bridge br'_p is less than (or equal to) the shortest distance from C to bridge br'_q , the bridge br'_p will be struck whenever the wavefront can strike the bridge br'_q . Therefore, the correctness of shortest distance computation procedure is not affected. \square

Lemma 10.2 *The bridges constructed over invalid segments of a BHT do not affect the correctness of shortest distance computations.*

Proof: The argument is similar to the last paragraph of Lemma 10.1. \square

Lemma 10.3 *The total number of Type-IV events are $O(m)$.*

Proof: The Type-IV events are caused by those bunches which passed over the exit boundary of the corridor in which they were initiated. Since there are $O(m)$ such bunches (Lemma 9.1), there can be $O(m)$ Type-IV events. \square

Lemma 10.4 *The total cost in determining and handling all the Type-IV events is $O(m(\lg m)(\lg n))$.*

Proof: Initially, in all WST s together, there are $O(m)$ bunches. The insertion or deletion of a bunch B to a WST affect only the Type-IV events along the path from the leaf node at which B is inserted to the root. Since the depth of a WST is $O(m)$, computing the shortest distance between two upper hulls in WST is $O(\lg n)$, the amortized time to compute Type-IV events and update the min-heap takes $O((\lg m)(\lg n))$ time. Only the bunches that traversed the exit boundary of the corridor in which they are initiated would require these updates, which are $O(m)$ in number.

As mentioned in Lemma 9.8, each Type-IV causes at least one bunch to be removed from the given WST . From Lemma 4.5, updating WST corresponding to this deletion takes $O((\lg m)(\lg n))$ amortized time. Also, from Lemma 5.2, updating shortest distances in the min-heap takes $O((\lg m)(\lg n))$ amortized time. Since there are at most $O(m)$ Type-IV events, total computation involved in updating WST takes $O(m(\lg m)(\lg n))$.

The amortized time complexity involved in locating the destination t using the procedure from [16] takes $O((\lg m)(\lg n))$ time (Analysis is similar to Lemma 8.6.). The updates to WST and the shortest distance computations due to a Type-IV event take $O((\lg m)(\lg n))$ time. The deletion/updating of events in the event queue take $O(\lg n)$ amortized complexity. \square

11 More Analysis

Theorem 11.1 *The total number of event points are $O(m)$.*

Proof: From Lemmas 9.3, 9.5, and 10.3. □

Theorem 11.2 *The number of waveform- and boundary-sections created/updated are $O(m)$.*

Proof: Since there are at most $O(m)$ bunches at any point of execution of the algorithm (Lemma 4.4) and a bunch is part of at most one boundary-section, initially there are at most $O(m)$ boundary-sections. Since there are $O(m)$ corridor convex chains/exit boundaries and each can have at most one waveform-section associated to it, initially there can be at most $O(m)$ waveform-sections. We need to update these initial boundary- and waveform-sections due to events, which are upper bounded by $O(m)$ (Theorem 11.1). Hence the complexity. □

Theorem 11.3 *The total processing involved in the merge procedure, excluding the computation involved in finding Type-III events, during the entire algorithm is of $O(m \lg m)(\lg n)$ time complexity.*

Proof: We need to invoke MERGE procedure constant number of times at most per each merge operation. The MERGE procedure complexity relies on ASSOCATOB procedure. Primarily, the complexity of the ASSOCATOB procedure relies on two components: how many times we call the binary search procedure within it, and on the total number of *WST*, *BST* updates.

In the procedure, the binary search over the I-curves of B determines the next I-curve which does not intersect the edge c_{prev} . The *RV* of a bunch may be ϕ before a merge, or it can become ϕ after calling the ASSOCATOB procedure. However, the latter is possible only when the merge occurs and the number of merges are bounded by $O(m)$ from Lemma 8.4. From Theorem 11.2, there can be at most $O(m)$ waveform-sections during the entire algorithm, and hence there can be at most $O(m)$ bunches with ϕ *RVs*. The *RV* of a bunch can change from ϕ to non- ϕ because of splits, however, the splits are bounded by $O(m)$ (from Lemma 9.1); hence there are $O(m)$ bunches with non- ϕ *RVs* over the course of the algorithm. Since each binary search over the bunches finds a bunch whose *RV* is non- ϕ , we charge the $O(\lg m)$ binary search complexity to bunches with non- ϕ *RVs*, leading to $O(m \lg m)$ complexity. The *Intersect* procedure takes $O(\lg m)$ time per invocation. Also, determining the proximity of a corridor convex chain or enter/exit boundary c_s (line 4 of ASSOCATOB procedure) w.r.t. a bunch or *WST* in A versus a bunch or *WST* in B takes $O((\lg m)(\lg n))$. Hence, the overall time is $O(m \lg m)(\lg n)$.

Since there are $O(m)$ waveform and boundary-sections possible in the entire algorithm (Theorem 11.2), and, each *WST*/*BST* update takes $O((\lg m)(\lg n))$ (using [14]), we spend $O(m \lg m)(\lg n)$ to dynamically maintain waveform- and boundary-sections during all the invocations of ASSOCATOB procedure together.

Also, assigning all the corridor convex chains or enter/exit boundaries prior to the intersection of the first inter-bunch I-curve (b_1, b_2) of B with the *RV*(A), and, adjusting the associations of already existing corridor convex chains/exit boundaries in *RV*(b_1) takes $O((\lg m)(\lg n))$ time. Hence we spend $O(m \lg m)(\lg n)$ time in ASSOCATOB procedure during the entire algorithm. Therefore, MERGE procedure, and, all merge operations together are of $O(m \lg m)(\lg n)$ time complexity. □

Lemma 11.1 *Building and maintaining all BHTs during the entire algorithm takes $O(m \lg n + n)$.*

Proof: The *BHT* maintenance is divided into four cases (See Section 4.1.). In Case (1), we create nodes corresponding to the bunch vertices all at once in $O(n)$ time, even though some of them are invalid by the time we construct *BHT*. In Cases (2) and (3), we do nothing. In Case (4), splitting and balancing T_{new} takes $O(\lg n)$ time. Since there are $O(m)$ waveform- and boundary-sections (Theorem 11.2) together, Case (4) takes $O(m \lg n)$ time in the worst-case. \square

Theorem 11.4 *Any event point determination with the associated updates, excluding the initiation and maintenance of *BHT*s, can be accomplished in $O((\lg m)(\lg n))$ amortized time.*

Proof: Immediate from Lemmas 9.4, 11.1, and 10.4. \square

Theorem 11.5 *The shortest distance from s to t can be computed in $O(T + m(\lg m)(\lg n))$ time using $O(n)$ space.*

Proof: The triangulation of polygonal region takes $O(n + m \lg^{1+\epsilon} m)$, represented as $O(T)$. Given a triangulation, finding useful corridors and junctions takes $O(m \lg n)$. From theorems 11.1, 11.4 all the event points determination and associated updates, excluding the updates to *BHT*s, can be done in $O(m(\lg m)(\lg n))$ time. From Lemma 11.1, initiating and maintaining all *BHT*s take $O(m \lg n + n)$. Hence the algorithm is of $O(T + m(\lg m)(\lg n))$ time complexity.

All the four data structures *BHT*, *BST*, *WST* and Event Heap require at most $O(n)$ space at any instance during the entire algorithm. Hence, the algorithm is of $O(n)$ space complexity. \square

12 Conclusions

We have described an algorithm for finding the Euclidean shortest path in polygonal domain with $O(T + m(\lg m)(\lg n))$ time complexity using $O(n)$ space. It would be of interest to investigate for a solution with $O(n + m \lg m)$ time and $O(n)$ space. Also, exploring the applicability of the above technique to weighted geodesic shortest path computation, and determining approximate Euclidean shortest paths in polygonal domains is of interest.

References

- [1] Reuven Bar-Yehuda and Bernard Chazelle. Triangulating Disjoint Jordan Chains. *International Journal of Computational Geometry & Applications*, 4(4):475–481, 1994.
- [2] Franco P. Preparata and Michael Ian Shamos. *Computational Geometry: An Introduction*. Springer-Verlag, 1985.
- [3] Subir Kumar Ghosh and David M. Mount. An Output-Sensitive Algorithm for Computing Visibility Graphs. *SIAM Journal on Computing*, 20(5):888–910, 1991.
- [4] John Hershberger and Subhash Suri. Efficient computation of Euclidean shortest paths in the plane. In *Proceedings of the 1993 IEEE 34th Annual Foundations of Computer Science*, pages 508–517, 1993.
- [5] John Hershberger and Subhash Suri. An Optimal Algorithm for Euclidean Shortest Paths in the Plane. *SIAM Journal on Computing*, 28:2215–2256, 1997.
- [6] Sanjiv Kapoor. An efficient wavefront method. Technical report, Indian Institute of Technology Delhi, India, 1998.

- [7] Sanjiv Kapoor. Efficient Computation of Geodesic Shortest Paths. In *Proceedings of the 32nd annual symposium on Theory of Computing*, pages 770–779, 1999.
- [8] Sanjiv Kapoor and S. N. Maheshwari. Efficient algorithms for Euclidean shortest path and visibility problems with polygonal obstacles. In *Proceedings of the fourth annual symposium on Computational Geometry*, pages 172–182, 1988.
- [9] Sanjiv Kapoor and S. N. Maheshwari. Efficiently Constructing the Visibility Graph of a Simple Polygon with Obstacles. *SIAM Journal on Computing*, 30(3):847–871, 2000.
- [10] Sanjiv Kapoor, S. N. Maheshwari, and Joseph S. B. Mitchell. An Efficient Algorithm for Euclidean Shortest Paths among Polygonal Obstacles in the Plane. *Discrete & Computational Geometry*, 18(4):377–383, 1997.
- [11] Joseph S. B. Mitchell. On maximum flows in polyhedral domains. In *Proceedings of the fourth annual symposium on Computational Geometry*, pages 341–351, 1988.
- [12] Joseph S. B. Mitchell. Shortest paths among obstacles in the plane. In *Proceedings of the ninth annual symposium on Computational geometry*, pages 308–317, 1993.
- [13] Joseph S.B. Mitchell. Geometric Shortest Paths and Network Optimization. In *Handbook of Computational Geometry*, pages 633–701, 1998.
- [14] Mark H. Overmars and Jan van Leeuwen. Maintenance of configurations in the plane. *Journal of Computer and System Sciences*, 23(2):166 – 204, 1981.
- [15] James A. Storer and John H. Reif. Shortest paths in the plane with polygonal obstacles. *Journal of ACM*, 41(5):982–1012, 1994.
- [16] Pravin M. Vaidya. An optimal algorithm for the all-nearest-neighbors problem. In *Proceedings of the 27th Annual Symposium on Foundations of Computer Science*, pages 117–122, 1986.
- [17] Emo Welzl. Constructing the visibility graph for n -line segments in $O(n^2)$ time. *Information Processing Letters*, 20(4):167–171, 1985.