

Quantifying the tension between the Higgs mass and $(g-2)_\mu$ in the CMSSM

Maria Eugenia Cabrera,^{1,*} J. Alberto Casas,^{1,†} Roberto Ruiz de Austri,^{2,‡} and Roberto Trotta^{3,§}

¹*Instituto de Física Teórica, IFT-UAM/CSIC
U.A.M., Cantoblanco
28049 Madrid, Spain*

²*Instituto de Física Corpuscular, IFIC-UV/CSIC
Valencia, Spain*

³*Astrophysics Group, Imperial College London, Blackett Laboratory
Prince Consort Rd, London SW7 2AZ, UK*

Supersymmetry has been often invoked as the new physics that might reconcile the experimental muon magnetic anomaly, a_μ , with the theoretical prediction (basing the computation of the hadronic contribution on e^+e^- data). However, in the context of the CMSSM, the required supersymmetric contributions (which grow with decreasing supersymmetric masses) are in potential tension with a possibly large Higgs mass (which requires large stop masses). In the limit of very large m_h supersymmetry gets decoupled, and the CMSSM must show the same discrepancy as the SM with a_μ . But it is much less clear for which size of m_h does the tension start to be unbearable. In this paper, we quantify this tension with the help of Bayesian techniques. We find that for $m_h \geq 125$ GeV the maximum level of discrepancy given current data ($\sim 3.2 \sigma$) is already achieved. Requiring less than 3σ discrepancy, implies $m_h \lesssim 120$ GeV. For a larger Higgs mass we should give up either the CMSSM model or the computation of a_μ based on e^+e^- ; or accept living with such inconsistency.

I. INTRODUCTION

The magnetic anomaly of the muon, $a_\mu = \frac{1}{2}(g-2)_\mu$ has been a classical and powerful test for new physics. As it is known, the present experimental value and some of the theoretical determinations of a_μ show a remarkable discrepancy, suggesting physics beyond the Standard Model (SM) to account it. However, the situation is still uncertain, due essentially to inconsistencies between alternative determinations of the contribution coming from the hadronic vacuum-polarization diagram, say $\delta_{\text{had}}^{\text{SM}} a_\mu$.

This contribution can be expressed in terms of the total hadronic cross section $e^+e^- \rightarrow \text{had}$. Using direct experimental data for the latter, one obtains a final result for a_μ , which is at more than 3σ from the current experimental determination [1], namely

$$\delta a_\mu = a_\mu^{\text{exp}} - a_\mu^{\text{SM}} = 25.5 \pm 8.0 \times 10^{-10} \quad (1)$$

(the quoted error bars are 1σ). This discrepancy has been often claimed as a signal of new physics. Obviously, if one accepts this point of view, the discrepancy should be cured by contributions from physics beyond the SM.

Admittedly, such claims are too strong. We are quite aware of past experimental observables in apparent disagreement with the SM prediction, which have eventually converged with it. This has occurred due to both experimental and theoretical subtleties that sometimes had not been fully understood or taken into account. As a matter of fact, the experimental $e^+e^- \rightarrow \text{had}$ cross section

exhibits some inconsistencies between different groups of experimental data. Using only BABAR data the discrepancy reduces to 2.4σ , while without it the discrepancy becomes 3.7σ , [1]. The inconsistency is specially notorious if one considers hadronic τ decay data, which are theoretically related to the $e^+e^- \rightarrow \text{had}$ cross section. Using just τ -data the disagreement becomes 1.9σ , [1], [2]. Although the more direct e^+e^- data are usually preferred to evaluate a_μ^{SM} , these inconsistencies are warning us to be cautious about the actual uncertainties involved in the determination of a_μ^{SM} .

If one takes the discrepancy between theory and experiment shown in eq.(1) as a working hypothesis, one has to consider possible candidates of new physics able to provide the missing contribution to reproduce a_μ^{exp} . The Minimal Supersymmetric Standard Model (MSSM) is then a natural option. We will consider here the simplest and most extensively analyzed version of the MSSM, namely the so-called constrained MSSM (CMSSM), in which the soft parameters are assumed universal at a high scale (M_X), where the supersymmetry (SUSY) breaking is transmitted to the observable sector, as happens e.g. in the gravity-mediated SUSY breaking scenario. Hence, our parameter space is defined by the following parameters:

$$\{\theta\} = \{m, M, A, B, \mu, s\}. \quad (2)$$

Here m , M and A are the universal scalar mass, gaugino mass and trilinear scalar coupling; B is the bilinear scalar coupling; μ is the usual Higgs mass term in the superpotential; and s stands for the SM-like parameters of the MSSM, i.e. essentially gauge and Yukawa couplings. All these initial parameters are understood to be defined at M_X .

The main supersymmetric (CMSSM) contributions to a_μ come from 1-loop diagrams with chargino-sneutrino

*E-mail: maria.cabrera@uam.es

†E-mail: alberto.casas@uam.es

‡E-mail: rruiz@ific.uv.es

§E-mail: r.trotta@imperial.ac.uk

and neutralino-smuon exchange [3]. In general, these contributions, say $\delta^{\text{MSSM}} a_\mu$, are larger for smaller supersymmetric masses and can be just of the right magnitude to reconcile theory and experiment (thus constraining the CMSSM parameter space).

In section II we show the potential tension between the requirement of suitable SUSY contributions to the muon anomaly and a possibly large Higgs mass. In section III we quantify such tension as a function of m_h , with the help of Bayesian techniques. In section IV we show how the probability distributions of the most relevant parameters (universal scalar and gaugino masses, and $\tan\beta$) change with increasing m_h . Finally, in section 5 we present our conclusions.

II. HIGGS MASS VS. G-2

It is well known that in the MSSM the tree-level Higgs mass is bounded from above by M_Z , so radiative corrections (which grow logarithmically with the stop masses) are needed to reconcile the theoretical predictions with the present experimental lower bound, $m_h > 114.4$ GeV (SM-like Higgs). Roughly speaking, a Higgs mass above 130 GeV requires supersymmetric masses above 1 TeV. In this regime one can expect SUSY to be decoupled, so that the prediction for a_μ becomes close to a_μ^{SM} . Hence, a large Higgs mass in the MSSM would necessarily amount to a $> 3\sigma$ discrepancy between the experimental and the theoretical values of a_μ (evaluated via $e^+e^- \rightarrow \text{had}$).

The main goal of this paper is to quantify the tension between m_h and a_μ in the context of the CMSSM. This is useful since it allows to put an educated upper bound on the Higgs mass, which will depend on the discrepancy one is ready to tolerate. Conversely, it tells us from which minimum value of m_h^{exp} we will have to give up either the CMSSM assumption or the theoretical evaluation of a_μ via $e^+e^- \rightarrow \text{had}$ (with the quoted uncertainties).

For the sake of the discussion, we will give now some approximate analytical expressions for m_h and $\delta a_\mu^{\text{MSSM}}$. In the MSSM the tree-level squared Higgs mass plus the one-loop leading logarithmic contribution is given by

$$m_h^2 \simeq M_Z^2 \cos^2 2\beta + \frac{3m_t^4}{2\pi^2 v^2} \left[\log \frac{m_t^2}{m_{\bar{t}}^2} + \frac{X_t^2}{M_S^2} \left(1 - \frac{X_t^2}{12M_S^2} \right) \right] + \dots \quad (3)$$

Here $\tan\beta$ is the ratio of the expectation values of the two MSSM Higgs fields, $\tan\beta \equiv \langle H_u \rangle / \langle H_d \rangle$; m_t is the (running) top mass and $m_{\bar{t}}$ is the geometrical average of the stop masses. Besides,

$$X_t \equiv A_t + \mu \cot\beta, \quad (4)$$

where A_t is the top trilinear scalar coupling, and M_S^2 is the arithmetical average of the squared stop masses. All the quantities in eqs.(3), (4) are understood at low energy (for more details see e.g. ref.[4–10]). Subdominant

terms not written in eq.(3) can be important for a precise determination of m_h , and we have included them in the numerical analysis. The previous equations tell us how m_h grows with increasing supersymmetric masses and also with increasing $\tan\beta$. Besides, the contribution associated to the stop mixing (second term within the square brackets in eq.(3)) is maximal at $X_t = \sqrt{6}M_S$.

On the other hand, as mentioned above, the supersymmetric contribution to the muon anomaly, $\delta^{\text{SUSY}} a_\mu$, arises mainly from 1-loop diagrams with chargino-sneutrino and neutralino-smuon exchange. This contribution increases with increasing $\tan\beta$ and decreasing supersymmetric masses. See refs.[11–15].

Although the analytical expressions are complicated, one can get an intuitive idea of the parametric dependence by considering the extreme case where the masses of all supersymmetric particles are degenerate at low energy¹: $M_1 = M_2 = \mu = m_{\tilde{\mu}L} = m_{\tilde{\mu}R} = m_{\tilde{\nu}} \equiv M_{\text{SUSY}}$. Then [16],

$$\delta^{\text{SUSY}} a_\mu \simeq \frac{1}{32\pi^2} \frac{m_\mu^2}{M_{\text{SUSY}}^2} g_2^2 \tan\beta \text{sign}(M_2\mu). \quad (5)$$

Examining the approximate expressions (3) and (5), it is clear that a large m_h and a large $\delta^{\text{SUSY}} a_\mu$ will be more easily obtainable (and thus compatible) for larger $\tan\beta$. On the contrary, the larger the supersymmetric masses the larger m_h but the smaller $\delta^{\text{SUSY}} a_\mu$, and this is the origin of the potential tension.

However, it is difficult from the previous expressions (or the more sophisticated ones) to conclude for which size of m_h does the tension start to be unbearable. The reason is that a particular value of the Higgs mass, say $m_h = 120$ GeV, can be achieved through eq.(3) with different combinations of $\tan\beta$, stop masses and X_t . Besides, there are many ways, i.e. very different regions in the MSSM parameter space, in which these quantities can have similar *low-energy* values. Still, the corresponding contribution $\delta^{\text{SUSY}} a_\mu$ can change significantly from one region to another. Unless one performs a complete scan of the parameter space one cannot conclude that the required value of $\delta^{\text{SUSY}} a_\mu$ is unattainable for $m_h = 120$ GeV. On the other hand, if it is attainable, but only in an extremely tiny portion of the parameter space, this implies a tension between the two observables since the consistency between m_h and a_μ requires a severe fine-tuning. And it is possible, in principle, to quantify such tension.

In the analysis we have included two-loop leading corrections for the Higgs sector [17–21]. $\delta^{\text{SUSY}} a_\mu$ was computed at full one-loop level adding the logarithmic piece of the quantum electro-dynamics two-loop calculation plus two-loop contributions from both stop-Higgs and chargino-stop/sbottom [13]. The effective two-loop effect

¹ This limit is often used because of the simplification of the formulae it implies. However, it is unachievable in the CMSSM.

due to a shift in the muon Yukawa coupling proportional to $\tan^2 \beta$ has been added as well [14].

Next we expound how a systematic analysis of this kind can be done with the help of Bayesian techniques. This will allow us to quantify the tension between m_h and a_μ as a function of m_h .

III. QUANTIFYING THE TENSION BETWEEN m_h AND a_μ

Let us start by recalling some basic notions of Bayesian inference. We refer the reader to [22, 23] for further details. For a model defined by a set of parameters θ , the posterior probability density function (pdf) of a point in parameter space, $\{\theta\}$, given a certain set of *data*, is denoted by $p(\theta|\text{data})$ and it is obtained via Bayes theorem as

$$p(\theta|\text{data}) = \frac{p(\text{data}|\theta) p(\theta)}{p(\text{data})}. \quad (6)$$

Here $p(\text{data}|\theta)$ is the likelihood function (when considered as a function of θ for the observed data)². $p(\theta)$ is the prior, i.e. the probability density that we assign the points in the parameter space before seeing the data (in the context of Bayesian inference, the prior for a new cycle of observations can be taken to be the posterior from previous experiments). Finally, $p(\text{data})$ is a normalization factor, sometimes called the *evidence*. It is given by

$$p(\text{data}) = \int d\theta p(\text{data}|\theta) p(\theta), \quad (7)$$

i.e. the evidence is the average of the likelihood under the prior, and thus it gives the global probability of measuring the data in the model.

When two different models (or hypotheses) are used to fit the data, the ratio of their evidences gives the relative probability of the two models in the light of the data (assuming equal prior probability for both). For an application to model selection in the context of the CMSSM, see [25].

In order to quantify the tension between m_h and a_μ , following Ref. [26] we separate the complete set of data in two subsets:

$$\{\text{data}\} = \{\mathcal{D}, D\}. \quad (8)$$

Here \mathcal{D} represents the subset of observations, whose compatibility with the rest of the observations, D , (which are assumed to be correct) we want to test. In our case, \mathcal{D} is

the experimental value of a_μ , whereas D is given by all the standard electroweak observables, B- and D-physics observables, limits on supersymmetric masses, etc (for the complete list of experimental data used in this paper, with references, see Table 2 of [27]). D includes also the value of m_h that we are probing, and thus provisionally assumed to be the actual one. Hence, we will not consider any experimental error in the value of m_h , just the uncertainty associated to the theoretical calculation (estimated as ± 2 GeV). Now we construct the quantity $p(\mathcal{D}|D)$, i.e. the probability of measuring a certain value for \mathcal{D} , given the known values of the remaining observables, D ,

$$p(\mathcal{D}|D) = \frac{p(\mathcal{D}, D)}{p(D)}. \quad (9)$$

Here $p(\mathcal{D}, D) = p(\text{data})$ is the joint evidence, as given by Eq. (7), i.e., the global probability of measuring both sets of data at the same time, and $p(D)$ is its equivalent but just for the D subset. The latter is a normalization factor which will soon cancel out.

Now, the consistency of \mathcal{D}^{obs} (the measured muon anomaly) with the rest of data, D , in the context of the model (CMSSM), can be tested by comparing $p(\mathcal{D}^{\text{obs}}|D)$ with the value obtained using different values of \mathcal{D} , in particular the one that maximizes such probability, say \mathcal{D}^{max} (assuming the same reported error at the new central value). This gives a measure of the likelihood of the actual data, \mathcal{D}^{obs} , under the assumption that the model is correct:

$$\frac{p(\mathcal{D}^{\text{obs}}|D)}{p(\mathcal{D}^{\text{max}}|D)} = \frac{p(\mathcal{D}^{\text{obs}}, D)}{p(\mathcal{D}^{\text{max}}, D)} \equiv \mathcal{L}(\mathcal{D}^{\text{obs}}|D). \quad (10)$$

$\mathcal{L}(\mathcal{D}^{\text{obs}}|D)$ is analogous to a likelihood ratio in data space, but integrated over all possible values of the parameters of the model. Therefore, it can be used as a test statistics for the likelihood of the data being tested, \mathcal{D}^{obs} , in the context of the model used (the CMSSM). Such test was called \mathcal{L} -test in Ref. [26]. Note that, as mentioned above, the $p(D)$ factor cancels out in the expression of $\mathcal{L}(\mathcal{D}^{\text{obs}}|D)$, which is simply given by the ratio of the joint evidences.

In our case, the value of \mathcal{D}^{max} depends on the value of m_h probed. For very large m_h , say $m_h \geq 135$ GeV, SUSY must decouple, so \mathcal{D}^{max} should approach the SM prediction. Hence, in this limit one expects $\mathcal{L}(\mathcal{D}^{\text{obs}}|D)$ to show a 3.2σ discrepancy; in other words, $-2\ln \mathcal{L}(\mathcal{D}^{\text{obs}}|D) \rightarrow 3.2^2$. However, the expression (10) allows us to evaluate this likelihood for any intermediate value of m_h , and so we can evaluate how quickly this limit is reached as a function of the assumed value for m_h .

For the numerical calculation we have used the MultiNest [28–30] algorithm as implemented in the **SuperBayesS** code [31–33]. It is based on the framework of Nested Sampling, recently invented by Skilling [34, 35]. MultiNest has been developed in such a way as to be an

² Frequentist approaches, which are an alternative to the Bayesian framework, are based on the analysis of the likelihood function in the parameter space; see ref. [24] for a recent frequentist analysis of the MSSM.

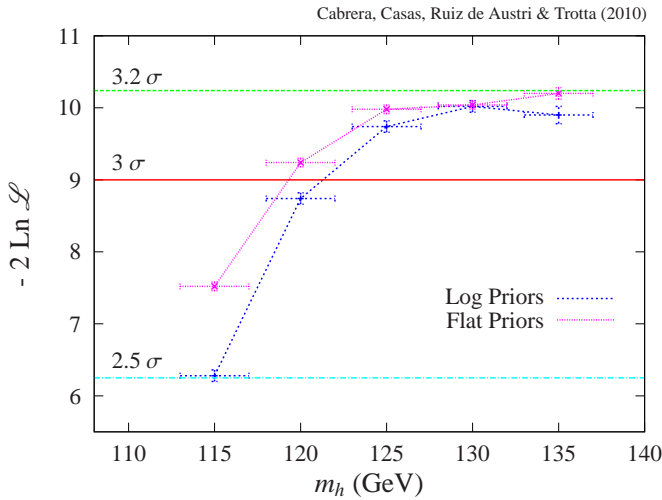


FIG. 1: The $-2\ln\mathcal{L}$ test statistics, as defined in Eq. (10), as a function of the assumed value for m_h in the CMSSM framework with logarithmic (blue, lower dotted line) and flat (violet, upper dotted line) priors. Horizontal lines denote thresholds of 2.5σ , 3σ and 3.2σ discrepancy.

extremely efficient sampler even for likelihood functions defined over a parameter space of large dimensionality with a very complex structure as it is the case of the CMSSM. The main purpose of the Multinest is the computation of the Bayesian evidence and its uncertainty but it produces posterior inferences as a by-product at no extra computational cost.

Fig. 1 shows the value of $-2\ln\mathcal{L}$ (the analogous of the usual χ^2) for different values of the Higgs mass, $m_h(\text{GeV}) = 115, 120, 125, 130, 135$, and for two different choices of initial priors for the CMSSM parameters, namely log prior (red line) and flat prior (blue line). The precise shape of the log and flat priors used here is the one derived in ref.[27], to which the reader is referred, which take into account the likelihood associated to the electroweak breaking process. The horizontal error bars reflect the uncertainty in the theoretical computation of m_h in the MSSM, while the vertical error bars come from sources of error in the computation of \mathcal{L} , mainly the numerical accuracy of the evidence returned by MultiNest. Lines of conventional confidence levels thresholds in terms of number of σ are shown as well for comparison.

From the figure we see that the likelihood of the experimental value of a_μ approaches asymptotically the expected 3.2σ discrepancy for large values of m_h , for both types of priors. As mentioned above, this is logical and it represents a nice cross-check of the reliability of the whole procedure. Besides, Fig. 1 tells us how fast this convergence is reached as m_h increases. And, as a matter of fact, the convergence is very fast. At $m_h = 125\text{ GeV}$ the maximum level of discrepancy is already achieved, indicating that SUSY has decoupled, and thus the prediction for a_μ coincides with the SM one. If we require less than 3σ discrepancy, we need $m_h \lesssim 120\text{ GeV}$. This is a predic-

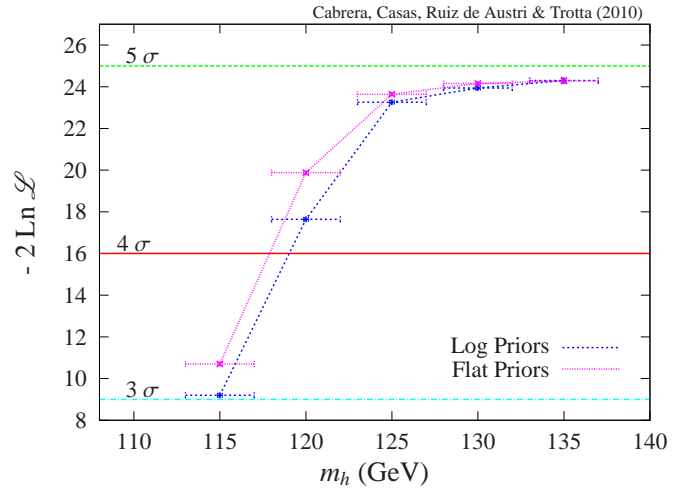


FIG. 2: As in Fig. III, but (artificially) assuming an improved experimental determination of a_μ , so that the SM discrepancy becomes 5σ . Now the horizontal lines denote thresholds of 3σ , 4σ and 5σ discrepancy.

tion of the CMSSM provided we accept the calculation of a_μ based on e^+e^- data. For a larger Higgs mass we should give up either the CMSSM model or the computation of a_μ based on e^+e^- ; or accept living with such inconsistency. These are the main conclusions of this paper. They stem directly from Fig. 1. Let us also note that, even assuming a Higgs mass as low as it can be, the minimum level of discrepancy is about 2.5σ . However, most of this tension with a_μ comes from $b \rightarrow s, \gamma$ data [26], rather from the value of the Higgs mass. This can be checked by repeating the analysis excluding all the experimental information (except M_Z and the assumed Higgs mass). The resulting plot is similar to that of Fig. 1, except the $m_h = 115\text{ GeV}$ point, which shows a $\sim 1.5\sigma$ discrepancy.

It is an interesting exercise to compute how our conclusions would change if a_μ became more precisely measured in the future (keeping the same central value). If one continued to assume the theoretical evaluation of a_μ based on e^+e^- data, the signal for new physics would obviously become stronger. In this case, the tension between a large Higgs mass and the experimental a_μ would get more unbearable. We have done this exercise, by changing (artificially) the experimental uncertainty of a_μ^{exp} , so that the discrepancy with the SM result be 5σ , something that could happen in the next years. Now, in the context of the CMSSM, the value of $-2\ln\mathcal{L}(\mathcal{D}^{\text{obs}}|D)$ must approach asymptotically such 5σ discrepancy, and this is indeed what we observe, as shown in Fig. 2. In this hypothetical situation, a Higgs mass above 120 GeV would imply a discrepancy larger than 4σ with the muon anomaly in the context of the CMSSM. Actually, the present lower bound, $m_h \geq 114.4\text{ GeV}$, would already be inconsistent with the muon anomaly at the 3σ level.

This gives a fair idea of the tensions within the CMSSM

to accommodate a value of a_μ as the measured one (basing the theoretical calculation on present e^+e^- data).

IV. PROBABILITY DISTRIBUTIONS FOR SUPERSYMMETRIC PARAMETERS

It is also interesting to investigate the probability distributions of the CMSSM parameters for various assumed values of the Higgs mass. Figure 3 (upper panels) shows the marginalized probability distribution functions (pdfs) of m , M assuming a value of $m_h = 115, 120, 125$ (GeV), as well as adding in all present-day constraints mentioned above. The location of the peak in the posterior pdf increases with the assumed Higgs mass since, as mentioned in section II, in the MSSM a large m_h requires large radiative contributions, which grow logarithmically with the stops masses. This happens even though large values of m and M are penalized both for a natural electroweak breaking (see ref. [27, 36]) and by the need of a sizeable $\delta^{\text{SUSY}} a_\mu$. The model “prefers” to reproduce m_h at the cost of not reproducing a_μ rather than viceversa. Note here that for increasing soft masses the discrepancy of a_μ with the experimental value approaches 3.2σ , but if the soft masses are not large enough, the discrepancy associated to m_h would be much more severe.

Fig. 3 (lower panel) shows the pdf of $\tan \beta$ for $m_h = 115, 120, 125$ (GeV). Its shape is the result two competing effects. On the one hand, large values of $\tan \beta$ are severely penalized for the electroweak breaking [27, 36]. On the other hand, the need of a sizeable $\delta^{\text{SUSY}} a_\mu$ favours large $\tan \beta$ (see the approximate expression (5)). Fig. 3 shows the balance between these two effects. [The Higgs mass increases also with $\tan \beta$, but the effect is only important for small values of $\tan \beta$, see eq.(3)]. Now, since for larger m_h the soft masses are larger, with the side-effect of suppressing $\delta^{\text{SUSY}} a_\mu$, one might expect that the preferred value of $\tan \beta$ increases with m_h , to compensate this in eq. (5). However, this effect is not very important, as it is apparent in Fig. 3. To understand this, let us approximate (for the sake of the argument) $M_{\text{susy}} \sim m_{\tilde{e}_{L,R}}$ in eq. (5) and use [37], [38]

$$\begin{aligned} m_{\tilde{e}_L}^2 &\simeq m^2 + 0.54M^2, \\ m_{\tilde{e}_R}^2 &\simeq m^2 + 0.15M^2, \\ m_{\tilde{t}}^2 &\simeq 3.36M^2 + 0.49m^2 - 0.05A^2 - 0.19AM + m_t^2. \end{aligned} \quad (11)$$

Since m_h increases (logarithmically) with $m_{\tilde{t}}^2$, while $\delta^{\text{SUSY}} a_\mu$ is suppressed by $m_{\tilde{e}_{L,R}}^2$, it might seem that the most efficient way to reproduce both is to increase M rather than m (note the different dependences on M in eqs. (11)). The problem is that the fine-tuning grows very fast with M ; in other words, the number of points in the parameter space with correct EW breaking decreases very quickly. In consequence this possibility is statistically penalized. On the contrary, for small M and large m , if $\tan \beta > 8$, there is a focus-point region, with small fine-tuning. This region is statistically favoured,

though this is counteracted by the penalization arising from the suppression in $\delta^{\text{SUSY}} a_\mu$. This cannot be compensated by larger values of $\tan \beta$, since in this regime very big values of $\tan \beta$ (as would be needed for such compensation) start to be forbidden as we increase m . In consequence, a very large $\tan \beta$ is hardly favoured by an increasing m_h .

Finally, let us mention that a lot of effort has been done in the literature to determine the most probable region of the parameter space of the CMSSM [24, 27, 30, 32, 36, 39–46]. This includes both Bayesian approaches (as the one followed here) and frequentist ones. The latter (which can be considered as complementary to the Bayesian ones) are based on the analysis of the likelihood function in the parameter space. Thus they do not penalize regions from fine-tuning arguments (something automatic in Bayesian analyses [27, 36]). In consequence, following a frequentist approach it would be much more hard to show up the tension between m_h and $g-2$. On the other hand, the present analysis differs from the previous ones in the fact that several hypothetical future scenarios, depending on the value of the Higgs mass, are considered and compared.

V. CONCLUSIONS

As it is well known, the SM prediction for the magnetic anomaly of the muon, a_μ (basing the computation of the hadronic contribution on e^+e^- data) shows a $> 3 \sigma$ discrepancy with the experimental result. It is common to consider this discrepancy as a signal of new physics (though, admittedly, the theoretical computation is controversial). In that case, SUSY is a most natural option for such new physics.

However, as we have discussed in this paper, in the supersymmetric context there is a potential tension between the requirement of SUSY contributions to the muon anomaly, $\delta^{\text{SUSY}} a_\mu$, sufficient to reconcile theory and experiment, and a possibly large Higgs mass. In the CMSSM framework a large Higgs mass means $\mathcal{O}(10)$ GeV above the present experimental bound, $m_h \geq 114.4$ GeV (for an SM-like Higgs). The tension arises because the main contributions to $\delta^{\text{MSSM}} a_\mu$ come from 1-loop diagrams with chargino-sneutrino and neutralino-smuon exchange, which grow with decreasing supersymmetric masses and increasing $\tan \beta$. But, on the other hand, in the MSSM the tree-level Higgs mass is bounded from above by M_Z , so radiative corrections (which grow logarithmically with the stop masses) are needed to reconcile the theoretical predictions with the present experimental lower bound. Thus, a large Higgs mass requires large supersymmetric masses, making impossible the task of reproducing the experimental value of a_μ .

Although it is clear that in the limit of very large m_h (say above 135 GeV) the CMSSM must present the same discrepancy as the SM regarding the prediction for a_μ , it is much less clear for which size of m_h does the ten-

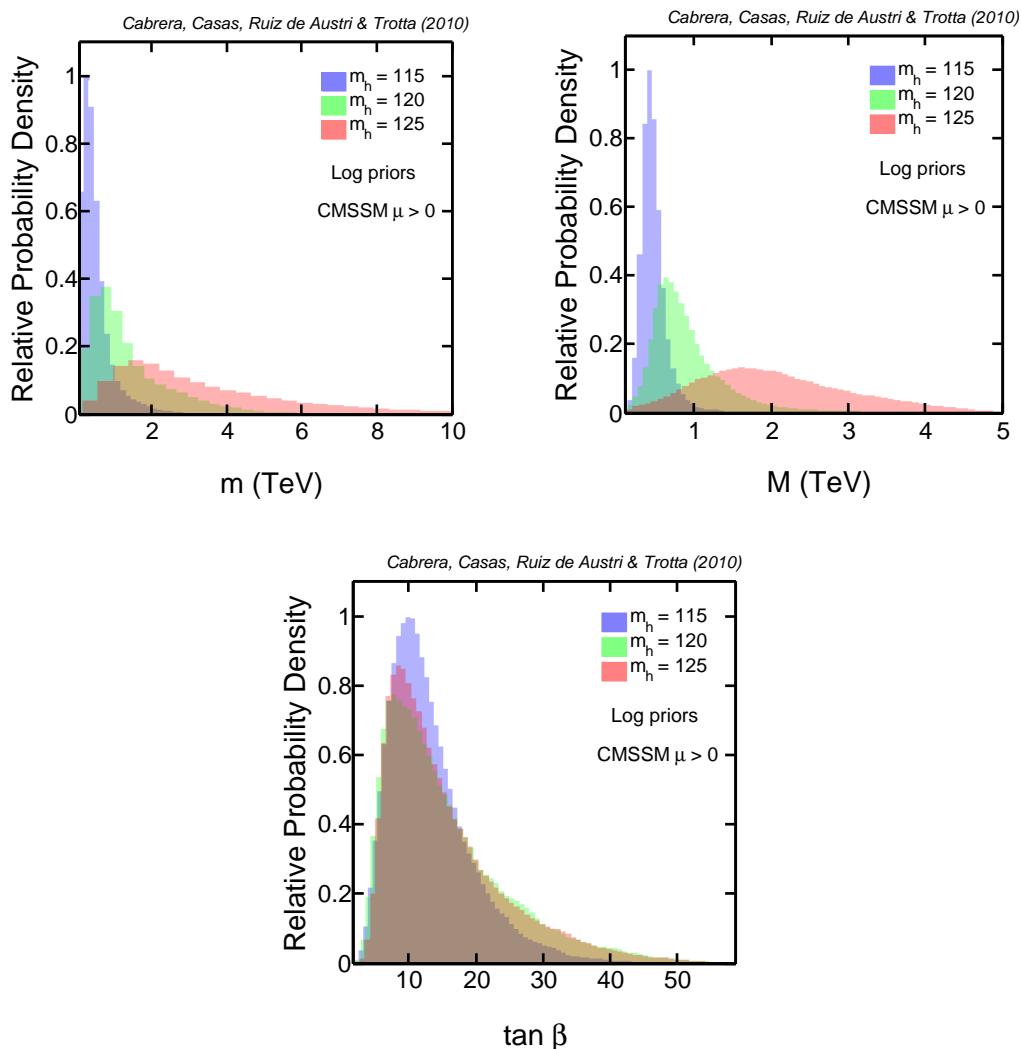


FIG. 3: Probability distribution functions of m , M (upper panels) and $\tan \beta$ (lower panel) for $m_h = 115$ GeV (blue), 120 GeV (green) and 125 GeV (red).

sion start to be unbearable, and would therefore put the model under pressure. Note that a particular value of the Higgs mass, say $m_h = 120$ GeV, can be achieved through very different combinations of the supersymmetric parameters, producing different values of $\delta^{\text{MSSM}} a_\mu$. On the other hand, it may happen that, for a given value of m_h , the region of the parameter space compatible with a_μ^{exp} is extremely tiny, implying a fine-tuning and thus a tension between the two observables.

Our goal has been to quantify such tension, as a function of m_h , with the help of Bayesian techniques. As discussed at the end of sec. IV, this is the natural approach if we want to incorporate the statistical penalization of fine-tuned regions of parameter-space. Certainly, if one just assumed a particular supersymmetric model (i.e. a point in the parameter-space, no matter how fine-tuned it were) then the statistical arguments used in this paper would not be appropriate. We have shown that

for $m_h \geq 125$ GeV the maximum level of discrepancy ($\sim 3.2 \sigma$) is already achieved, indicating that SUSY has decoupled, and thus the prediction for a_μ coincides with the SM one. Given present-day data, requiring less than a 3σ discrepancy, implies $m_h \lesssim 120$ GeV. This is a prediction of the CMSSM provided we accept the calculation of a_μ based on e^+e^- data. For a larger Higgs mass we should give up either the CMSSM model (a the 3σ level or above) or the computation of a_μ based on e^+e^- ; or else accept living with such inconsistency. These are the main conclusions of this paper, and can be inferred directly from Fig. 1. It is also important to note that, as discussed in section III, the CMSSM cannot remove the full 3.2σ discrepancy in a_μ .

We have also examined the possibility that the experimental uncertainty of a_μ^{exp} will decrease in the future, so that the discrepancy with the SM result be 5σ , something that could happen in the next years. Then,

in the context of the CMSSM, a Higgs mass above 120 GeV would imply a discrepancy larger than 4σ with the muon anomaly. Actually, the present lower bound, $m_h \geq 114.4$ GeV, would already be inconsistent with the muon anomaly at the 3σ level. This illustrates the tensions within the CMSSM to accommodate a value of a_μ as the measured one (basing the theoretical calculation on present e^+e^- data).

Finally, we have shown how the probability distributions of the most relevant parameters (universal scalar and gaugino masses, and $\tan\beta$) change with increasing m_h , which has obvious implications for the detection (or non-detection) of SUSY in the LHC.

Acknowledgements

This work has been partially supported by the MICINN, Spain, under contracts FPA-2007-60252 and

FPA-2007-60323; Consolider-Ingenio PAU CSD2007-00060 and MULTIDARK CSD2009-00064. We thank as well the Generalitat Valenciana grant PROMETEO/2008/069; the Comunidad de Madrid through Proyecto HEPHACOS ESP-1473 and the European Commission under contract PITN-GA-2009-237920.R.T. would like to thank the EU FP6 Marie Curie Research and Training Network “UniverseNet” (MRTN-CT-2006-035863) for partial support and the U.A.M. for hospitality. M. E. Cabrera acknowledges the financial support of the CSIC through a predoctoral research grant (JAEPRE 07 00020). The use of the ciclope and hydra cluster of the IFT-UAM/CSIC is also acknowledged.

-
- [1] M. Davier, A. Hoecker, B. Malaescu, C. Z. Yuan and Z. Zhang, *Reevaluation of the hadronic contribution to the muon magnetic anomaly using new $e^+e^- \rightarrow \pi^+\pi^-$ cross section data from BABAR*, *Eur. Phys. J.* **C66** (2010) 1–9 [0908.4300].
 - [2] M. Davier *et. al.*, *The Discrepancy Between tau and e^+e^- Spectral Functions Revisited and the Consequences for the Muon Magnetic Anomaly*, *Eur. Phys. J.* **C66** (2010) 127–136 [0906.5443].
 - [3] D. Stockinger, *The muon magnetic moment and supersymmetry*, *J. Phys.* **G34** (2007) R45–R92 [hep-ph/0609168].
 - [4] J. R. Ellis, G. Ridolfi and F. Zwirner, *Radiative corrections to the masses of supersymmetric Higgs bosons*, *Phys. Lett.* **B257** (1991) 83–91.
 - [5] J. R. Ellis, G. Ridolfi and F. Zwirner, *On radiative corrections to supersymmetric Higgs boson masses and their implications for LEP searches*, *Phys. Lett.* **B262** (1991) 477–484.
 - [6] Y. Okada, M. Yamaguchi and T. Yanagida, *Upper bound of the lightest Higgs boson mass in the minimal supersymmetric standard model*, *Prog. Theor. Phys.* **85** (1991) 1–6.
 - [7] Y. Okada, M. Yamaguchi and T. Yanagida, *Renormalization group analysis on the Higgs mass in the softly broken supersymmetric standard model*, *Phys. Lett.* **B262** (1991) 54–58.
 - [8] H. E. Haber and R. Hempfling, *Can the mass of the lightest Higgs boson of the minimal supersymmetric model be larger than $m(Z)$?*, *Phys. Rev. Lett.* **66** (1991) 1815–1818.
 - [9] R. Barbieri, M. Frigeni and F. Caravaglios, *The Supersymmetric Higgs for heavy superpartners*, *Phys. Lett.* **B258** (1991) 167–170.
 - [10] J. A. Casas, J. R. Espinosa, M. Quiros and A. Riotto, *The Lightest Higgs boson mass in the minimal supersymmetric standard model*, *Nucl. Phys.* **B436** (1995) 3–29 [hep-ph/9407389].
 - [11] G. Degrandi and G. Giudice, *QED logarithms in the electroweak corrections to the muon anomalous magnetic moment*, *Phys. Rev.* **D58** (1998) 053007 [hep-ph/9803384].
 - [12] S. Heinemeyer, D. Stockinger and G. Weiglein, *Two loop SUSY corrections to the anomalous magnetic moment of the muon*, *Nucl. Phys.* **B690** (2004) 62–80 [hep-ph/0312264].
 - [13] S. Heinemeyer, D. Stockinger and G. Weiglein, *Electroweak and supersymmetric two-loop corrections to $(g-2)(\mu)$* , *Nucl. Phys.* **B699** (2004) 103–123 [hep-ph/0405255].
 - [14] S. Marchetti, S. Mertens, U. Nierste and D. Stockinger, *Tan(beta)-enhanced supersymmetric corrections to the anomalous magnetic moment of the muon*, *Phys. Rev.* **D79** (2009) 013010 [0808.1530].
 - [15] P. von Weitershausen, M. Schafer, H. Stockinger-Kim and D. Stockinger, *Photonic SUSY Two-Loop Corrections to the Muon Magnetic Moment*, *Phys. Rev.* **D81** (2010) 093004 [1003.5820].
 - [16] T. Moroi, *The Muon Anomalous Magnetic Dipole Moment in the Minimal Supersymmetric Standard Model*, *Phys. Rev.* **D53** (1996) 6565–6575 [hep-ph/9512396].
 - [17] A. Dedes, G. Degrandi and P. Slavich, *On the two loop Yukawa corrections to the MSSM Higgs boson masses at large tan beta*, *Nucl. Phys.* **B672** (2003) 144–162 [hep-ph/0305127].
 - [18] S. Heinemeyer, W. Hollik and G. Weiglein, *The Masses of the neutral CP - even Higgs bosons in the MSSM: Accurate analysis at the two loop level*, *Eur. Phys. J.* **C9** (1999) 343–366 [hep-ph/9812472].
 - [19] G. Degrandi, P. Slavich and F. Zwirner, *On the neutral Higgs boson masses in the MSSM for arbitrary stop mixing*, *Nucl. Phys.* **B611** (2001) 403–422 [hep-ph/0105096].
 - [20] A. Brignole, G. Degrandi, P. Slavich and F. Zwirner, *On the $O(\alpha(t)^{**2})$ two loop corrections to the neutral Higgs boson masses in the MSSM*, *Nucl. Phys.* **B631** (2002) 195–218 [hep-ph/0112177].

- [21] A. Brignole, G. Degrassi, P. Slavich and F. Zwirner, *On the two loop sbottom corrections to the neutral Higgs boson masses in the MSSM*, *Nucl.Phys.* **B643** (2002) 79–92 [[hep-ph/0206101](#)].
- [22] R. Trotta, *Applications of Bayesian model selection to cosmological parameters*, *Mon. Not. Roy. Astron. Soc.* **378** (2007) 72–82 [[astro-ph/0504022](#)].
- [23] R. Trotta, *Bayes in the sky: Bayesian inference and model selection in cosmology*, *Contemp. Phys.* **49** (2008) 71–104 [[0803.4089](#)].
- [24] O. Buchmueller, R. Cavanaugh, A. De Roeck, J. Ellis, H. Flacher *et. al.*, *Likelihood Functions for Supersymmetric Observables in Frequentist Analyses of the CMSSM and NUHM1*, *Eur.Phys.J.* **C64** (2009) 391–415 [[0907.5568](#)].
- [25] F. Feroz *et. al.*, *Bayesian Selection of sign(μ) within mSUGRA in Global Fits Including WMAP5 Results*, *JHEP* **10** (2008) 064 [[0807.4512](#)].
- [26] F. Feroz, M. P. Hobson, L. Roszkowski, R. Ruiz de Austri and R. Trotta, *Are $BR(b \rightarrow s\gamma)$ and $(g - 2)_\mu$ consistent within the Constrained MSSM?*, [0903.2487](#).
- [27] M. E. Cabrera, J. A. Casas and R. Ruiz d Austri, *MSSM Forecast for the LHC*, *JHEP* **05** (2010) 043 [[0911.4686](#)].
- [28] F. Feroz and M. P. Hobson, *Multimodal nested sampling: an efficient and robust alternative to MCMC methods for astronomical data analysis*, *Mon. Not. Roy. Astron. Soc.* **384** (2008) 449–463 [[0704.3704](#)].
- [29] F. Feroz, M. P. Hobson and M. Bridges, *MultiNest: an efficient and robust Bayesian inference tool for cosmology and particle physics*, *Mon. Not. Roy. Astron. Soc.* **398** (2009) 1601–1614 [[0809.3437](#)].
- [30] R. Trotta, F. Feroz, M. P. Hobson, L. Roszkowski and R. Ruiz de Austri, *The Impact of priors and observables on parameter inferences in the Constrained MSSM*, *JHEP* **12** (2008) 024 [[0809.3792](#)].
- [31] <http://superbayes.org>.
- [32] R. R. de Austri, R. Trotta and L. Roszkowski, *A Markov chain Monte Carlo analysis of the CMSSM*, *JHEP* **0605** (2006) 002 [[hep-ph/0602028](#)].
- [33] L. Roszkowski, R. Ruiz de Austri and R. Trotta, *Implications for the Constrained MSSM from a new prediction for $b \rightarrow s\gamma$* , *JHEP* **07** (2007) 075 [[0705.2012](#)].
- [34] J. Skilling, *Nested sampling*, in *Bayesian Inference and Maximum Entropy Methods in Science and Engineering* (R. P. R. Fischer and U. von Toussaint, eds.), vol. 735, pp. 395–405, 2004.
- [35] J. Skilling, *Nested sampling for general bayesian computation*, *Bayesian Analysis* **1** (2006), no. 4 833–860.
- [36] M. E. Cabrera, J. A. Casas and R. Ruiz de Austri, *Bayesian approach and Naturalness in MSSM analyses for the LHC*, *JHEP* **03** (2009) 075 [[0812.0536](#)].
- [37] S. P. Martin, *A Supersymmetry Primer*, [hep-ph/9709356](#).
- [38] J. A. Casas, J. R. Espinosa and I. Hidalgo, *The MSSM fine tuning problem: A Way out*, *JHEP* **01** (2004) 008 [[hep-ph/0310137](#)].
- [39] S. S. AbdusSalam, B. C. Allanach, F. Quevedo, F. Feroz and M. Hobson, *Fitting the Phenomenological MSSM*, *Phys.Rev.* **D81** (2010) 095012 [[0904.2548](#)].
- [40] J. Ellis, *Prospects for Discovering Supersymmetry at the LHC*, *Eur.Phys.J.* **C59** (2009) 335–343 [[0810.1178](#)].
- [41] O. Buchmueller, R. Cavanaugh, A. De Roeck, J. Ellis, H. Flacher *et. al.*, *Predictions for Supersymmetric Particle Masses using Indirect Experimental and Cosmological Constraints*, *JHEP* **0809** (2008) 117 [[0808.4128](#)].
- [42] B. C. Allanach, K. Cranmer, C. G. Lester and A. M. Weber, *Natural priors, CMSSM fits and LHC weather forecasts*, *JHEP* **0708** (2007) 023 [[0705.0487](#)].
- [43] B. Allanach, *Naturalness priors and fits to the constrained minimal supersymmetric standard model*, *Phys.Lett.* **B635** (2006) 123–130 [[hep-ph/0601089](#)].
- [44] B. Allanach and C. Lester, *Multi-dimensional mSUGRA likelihood maps*, *Phys.Rev.* **D73** (2006) 015013 [[hep-ph/0507283](#)].
- [45] C. Beskidt, W. de Boer, T. Hanisch, E. Ziebarth, V. Zhukov *et. al.*, *Constraints on Supersymmetry from Relic Density compared with future Higgs Searches at the LHC*, *Phys.Lett.* **B695** (2011) 143–148 [[1008.2150](#)].
- [46] O. Buchmueller, R. Cavanaugh, D. Colling, A. De Roeck, M. Dolan *et. al.*, *Frequentist Analysis of the Parameter Space of Minimal Supergravity*, *Eur.Phys.J.* **C71** (2011) 1583 [[1011.6118](#)].