

Heavy-quark deep-inelastic scattering with a running mass

S. Alekhin^{a,b1} and S. Moch^{a,2}

^a*Deutsches Elektronensynchrotron DESY
Platanenallee 6, D-15735 Zeuthen, Germany*

^b*Institute for High Energy Physics
142281 Protvino, Moscow region, Russia*

Abstract

We study the production of heavy quarks in deep-inelastic scattering within perturbative QCD. As a novelty, we employ for the first time the running mass definition in the $\overline{\text{MS}}$ scheme for deep-inelastic charm and bottom production. We observe an improved stability of the perturbative expansion and a reduced theoretical uncertainty due to variations of the renormalization and factorization scales. As our best estimate we extract from a global fit to fixed-target and HERA collider data for the charm-quark an $\overline{\text{MS}}$ mass of $m_c(m_c) = 1.01 \pm 0.09$ (exp) ± 0.03 (th) GeV.

¹**e-mail:** sergey.alekhin@ihep.ru

²**e-mail:** sven-olaf.moch@desy.de

1 Introduction

The production of heavy quarks in deep-inelastic scattering (DIS) is an important reaction and has been measured with high accuracy in several fixed-target experiments and at the HERA collider. Within perturbative QCD, the production of charm and bottom quarks proceeds in neutral (NC) or charged current (CC) reactions via lepton-parton scattering and the exchange of a virtual boson γ^*/Z or W^\pm with space-like momentum. A detailed understanding of the production mechanism sheds light on the underlying parton dynamics in QCD. In the LHC era this, perhaps, is the most important aspect, because DIS heavy-quark production provides core constraints in global fits on the parton distribution functions (PDFs) even at the terascale.

Thus, it is of paramount importance to provide precision predictions which, of course, have to rely on higher order radiative corrections. Our theory predictions for heavy-quark production include next-to-leading order (NLO) QCD corrections [1–3] and, in the case of NC DIS, even partial information at next-to-next-to-leading order (NNLO), which comprises in particular all logarithmically enhanced terms near threshold [4], and all explicit dependence on the renormalization and factorization scales.

However, precision predictions, must also address the uncertainty due to the non-perturbative parameters, such as the aforementioned PDFs, the value of the strong coupling constant α_s and the mass m of the heavy quarks charm, bottom and top. It is precisely with respect to the latter aspect, that we wish to improve the current state-of-the-art. Namely, we employ the short-distance (so-called $\overline{\text{MS}}$) mass in our treatment of heavy-quark DIS. In this manner we provide a crucial link, which has long been missing, for the comparison of the heavy-quark masses entering in DIS and the determination of PDFs in global fits on the one hand, and, on the other, those obtained from other determinations, e.g. in e^+e^- -collisions or by means of lattice computations.

Traditionally, perturbative corrections to hard scattering processes at hadron colliders have used the so-called pole mass of the heavy quark as a definition of the mass parameter. The pole mass is popular, because it is well defined at each finite order of perturbation theory and it is introduced in a gauge invariant way. However, as is well-known since long, the concept of the pole mass in QCD has intrinsic theoretical limitations. Because of confinement no free colored quarks exist, i.e. they do not appear as an asymptotic state of the S -matrix. It has been shown that the use of the pole mass leads to a poorly behaved perturbative series [5], because observables in hard scattering processes become sensitive to momentum regions of the order of the QCD scale Λ_{QCD} .

Alternative mass definitions offer a solution to this problem. The most prominent example is the $\overline{\text{MS}}$ mass $m(\mu_r)$, which is to be evaluated at the (renormalization) scale μ_r , where $\mu_r \gg \Lambda_{\text{QCD}}$, and which is free of ambiguities of order Λ_{QCD} . For inclusive cross sections at short distances the appropriate scale choice for the running mass $m(\mu_r)$ is $\mu_r = m$, where the renormalization group evolution for the scale dependence of the mass converges even for scales as low as the charm-quark mass. As a benefit of theory predictions using the $\overline{\text{MS}}$ mass one observes an improved stability of the perturbative series with respect to scale variations as compared to the result in the pole mass scheme.

In this study, we start off with QCD predictions for heavy-quark DIS at NLO [1–3] and approximate NNLO [4], which have been computed with a pole mass. Subsequently, we improve the perturbative description by converting from the pole mass scheme to the $\overline{\text{MS}}$ scheme (see Refs. [6–8] and references therein). The necessary scheme transformation follows closely similar recent work for top-quark production at hadron colliders, cf. [9, 10] for implementation details. From a global fit of the parton distribution functions to fixed-target and HERA collider data we extract for the first time an $\overline{\text{MS}}$ mass for the charm-quark $m_c(m_c)$. Our best estimate for $m_c(m_c)$ is consistent with the

world average [11] within the quoted range of errors. Moreover, PDFs determinations can benefit from reduced uncertainties due to precise heavy-quark masses for charm and bottom, m_c and m_b , and we comment on the implications for W^\pm and Z gauge boson production at the LHC.

2 Heavy-quark DIS in perturbative QCD

For NC DIS pair-production at leading order (LO) proceeds through photon-gluon fusion as

$$g(p) + \gamma^*(q) \rightarrow q_2 + \bar{q}_2, \quad (1)$$

which is a $2 \rightarrow 2$ process starting off at order α_s in QCD and, of course, involving the overall power α for the QED coupling and the quark fractional charges.

For CC DIS, on the contrary, heavy-quark production at parton level proceeds in Born approximation in a $2 \rightarrow 1$ reaction as

$$q_1(p) + W^*(q) \rightarrow q_2, \quad (2)$$

where the initial quark q_1 is light, the final state quark q_2 is heavy and the coupling to the W -boson involves the usual parameters of the Cabibbo-Kobayashi-Maskawa (CKM) matrix.

The well-known kinematical variables are Bjorken x and Q^2 defined by the momenta p and q of the incoming parton and the off-shell boson,

$$Q^2 = -q^2 > 0 \quad x = \frac{Q^2}{2p \cdot q}, \quad (3)$$

and the cross sections is conveniently parametrized in terms of the heavy-quark DIS structure functions F_k , $k = 1, 2, 3$, which depend on x , Q^2 and the heavy-quark mass m . In the standard factorization approach to perturbative QCD the structure functions F_k can be written as a convolution of PDFs and coefficient functions,

$$F_k(x, Q^2, m^2) = \sum_{i=q, \bar{q}, g} \int_x^{z^{\max}} \frac{dz}{z} f_i\left(\frac{x}{z}, \mu_f^2\right) C_{k,i}(z, \xi, \mu_r^2, \mu_f^2), \quad (4)$$

where the renormalization scale is denoted as μ_r and the PDFs for the parton of flavor i at the factorization scale μ_f as $f_i(x, \mu_f^2)$. Depending on the kinematics in Eqs. (1), (2), the integration range over the parton momentum fraction z extends to $z_{(\text{CC})}^{\max} = 1/(1 + m^2/Q^2)$ or $z_{(\text{NC})}^{\max} = 1/(1 + 4m^2/Q^2)$. The kinematical variable ξ in Eq. (4) is given as

$$\xi = \frac{Q^2}{m^2}. \quad (5)$$

The coefficient functions $C_{k,i}$ of the hard parton scattering process in Eq. (4) can be computed in a perturbative expansion in the strong coupling constant $\alpha_s = \alpha_s(\mu_r)$. Currently, we have for both cases, NC and CC, the complete NLO corrections available with full dependence on the heavy-quark mass m , see Refs. [1] and [2, 3], which we use in our description of the heavy-quark structure functions F_k . Specifically, in the NC case, we use the code of Ref. [12] (see [13] for minor corrections).

Beyond NLO, partial results are available, although the complete NNLO corrections are not known to date. In the asymptotic limit $m^2/Q^2 \rightarrow 0$ fully analytic results have obtained at NLO,

see [14–16] and at NNLO for the lowest even-integer Mellin moments [17]. For parton energies close to the production threshold, $s \simeq 4m^2$, soft gluon improvements at NNLO are long known to be important [18, 19]. For NC heavy-quark production the convolution of the coefficient functions (especially $C_{2,g}$) and the gluon density is dominated by rather low partonic of-mass energies s and the corresponding soft logarithms in $\beta = (1 - 4m^2/s)^{1/2}$ at NNLO have recently been completely determined [4]. In our description of the NC structure functions F_k (which supersedes our earlier studies [19]) we include these latest improvements [4] together with complete dependence on the renormalization and factorization scales, see e.g. [9, 18]. This approximation to NC DIS we call NNLO_{approx}. Soft logarithms have also been studied for the CC case, see [20]. However, in the kinematical range of the currently available CC DIS data, they are numerically less important and we do not include them here. Hence, for CC DIS, we confine ourselves to NLO accuracy only.

The mass parameter in the structure functions F_k in Eq. (4) is the pole mass of the heavy quark, which requires m to coincide with the pole of the heavy-quark propagator at each finite order in perturbation theory. In this way, that value of the mass itself is strongly depended on the perturbative order. Moreover, it has intrinsic uncertainties of order Λ_{QCD}/m . The perturbative description of heavy-quark DIS can be improved, however, by performing a scheme change from the pole mass to the $\overline{\text{MS}}$ scheme.

The starting point of this conversion is the well-known relation between the pole mass m and the running mass $m(\mu_r)$ in the $\overline{\text{MS}}$ scheme

$$m = m(\mu_r) \left(1 + \alpha_s(\mu_r) d^{(1)}(\mu_r) + \alpha_s(\mu_r)^2 d^{(2)}(\mu_r) + \dots \right), \quad (6)$$

where the coefficients $d^{(l)}$ of the perturbative expansion in α_s are actually known to three-loop order [6–8].

Let us start with the NC case. We will derive explicit formulae through NNLO for the dependence of the structure functions on the $\overline{\text{MS}}$ mass $m(m)$. In doing so, we follow similar recent work for the pair-production of top-quarks at hadron colliders [9, 10]. For the pole mass m we have (suppressing all other arguments),

$$F_k(m) = \alpha_s F_k^{(0)}(m) + \alpha_s^2 F_k^{(1)}(m) + \alpha_s^3 F_k^{(2)}(m), \quad (7)$$

which we can convert with Eq. (6) to the $\overline{\text{MS}}$ mass $m(m)$ (for simplicity abbreviated as \overline{m}) according to

$$\begin{aligned} F_k(\overline{m}) &= \alpha_s F_k^{(0)}(\overline{m}) \\ &+ \alpha_s^2 \left(F_k^{(1)}(\overline{m}) + \overline{m} d^{(1)} \partial_m F_k^{(0)}(m) \Big|_{m=\overline{m}} \right) \\ &+ \alpha_s^3 \left(F_k^{(2)}(\overline{m}) + \overline{m} d^{(2)} \partial_m F_k^{(0)}(m) \Big|_{m=\overline{m}} + \overline{m} d^{(1)} \partial_m F_k^{(1)}(m) \Big|_{m=\overline{m}} \right. \\ &\quad \left. + \frac{1}{2} (\overline{m} d^{(1)})^2 \partial_m^2 F_k^{(0)}(m) \Big|_{m=\overline{m}} \right), \end{aligned} \quad (8)$$

where the coefficients $d^{(l)}$ have to be evaluated for $\mu_r = \overline{m}$ (corresponding to the scale of α_s).

In the NC case, the coefficient functions in Eq. (4) have a perturbative expansion to NNLO in the strong coupling $\alpha_s = \alpha_s(\mu_r)$,

$$C_{k,i}(\eta(z), \xi, \mu_r^2, \mu_f^2) = \alpha_s C_{k,i}^{(0)} + \alpha_s^2 C_{k,i}^{(1)} + \alpha_s^3 C_{k,i}^{(2)}, \quad (9)$$

where η denotes the distance to partonic threshold. The partonic center-of-mass energy reads $s = Q^2(1/z - 1)$, so that

$$\eta(z) = \frac{s}{4m^2} - 1 = \frac{Q^2}{4m^2} \left(\frac{1}{z} - 1 \right) - 1. \quad (10)$$

Mass dependence resides in the coefficient functions implicitly in η and ξ as well as in the factorization scale dependent part (commonly appearing through the ratio μ_f^2/m^2). Thus

$$\partial_m C_{k,i}(\eta(z), \xi, \mu_r^2, \mu_f^2) = (\partial_m \eta) \partial_\eta C_{k,i} + (\partial_m \xi) \partial_\xi C_{k,i} - \frac{\mu_f}{m} \partial_{\mu_f} C_{k,i}. \quad (11)$$

In this way the explicit expression for the first-order derivative ∂_m in Eq. (8) becomes

$$\begin{aligned} \partial_m F_k^{(l)}(m) &= \sum_{i=q,\bar{q},g} \int_x^{z^{\max}} \frac{dz}{z} f_i\left(\frac{x}{z}\right) \left\{ 2 \frac{z(1-z)}{m} \partial_z C_{k,i}^{(l)} - \frac{2}{m} \xi \partial_\xi C_{k,i}^{(l)} - \frac{\mu_f}{m} \partial_{\mu_f} C_{k,i}^{(l)} \right\} \\ &+ (\partial_m z^{\max}) \sum_{i=q,\bar{q},g} \frac{1}{z} f_i\left(\frac{x}{z}\right) C_{k,i}^{(l)} \Big|_{z=z^{\max}}, \end{aligned} \quad (12)$$

where we have suppressed all arguments in the coefficient functions $C_{k,i}$ for brevity. The derivative ∂_η has been turned into the derivative ∂_z thanks to Eq. (10) and all partial derivatives in Eq. (11) have been made explicit.

The boundary term in Eq. (12) vanishes explicitly for the NLO scheme transformation in Eq. (8), i.e. for $\partial_m F_k^{(0)}(m)$, because the Born contribution behaves for $\beta \rightarrow 0$ as $C_{2,g}^{(0)} \sim \mathcal{O}(\beta)$ and $C_{L,g}^{(0)} \sim \mathcal{O}(\beta^3)$. Thus, $C_{k,g}^{(0)}$ vanishes in the last line of Eq. (12) if evaluated at $z = z^{\max}$. We note however, that the boundary term may be completely removed to all orders by means of partial integration with respect to the PDFs. With integration-by-parts in z we find for Eq. (12),

$$\begin{aligned} \partial_m F_k^{(l)}(m) &= \sum_{i=q,\bar{q},g} \int_x^{z^{\max}} \frac{dz}{z} f_i\left(\frac{x}{z}\right) \left\{ \frac{2}{m} z C_{k,i}^{(l)} - \frac{2}{m} \xi \partial_\xi C_{k,i}^{(l)} - \frac{\mu_f}{m} \partial_{\mu_f} C_{k,i}^{(l)} \right\} \\ &- \sum_{i=q,\bar{q},g} \int_x^{z^{\max}} \frac{dz}{z} \left(z \partial_z f_i\left(\frac{x}{z}\right) \right) \left\{ \frac{2}{m} (1-z) C_{i,k}^{(l)} \right\}. \end{aligned} \quad (13)$$

The NNLO scheme transformation in Eq. (8) requires as the only additional ingredient the second derivative ∂_m^2 for the Born term $F_k^{(0)}(m)$, i.e.

$$\partial_m^2 F_k^{(0)}(m) = -\frac{2}{m^2} \left\{ \frac{m}{2} \partial_m F_k^{(0)}(m) \right\} + \frac{2}{m} \partial_m \left\{ \frac{m}{2} \partial_m F_k^{(0)}(m) \right\}, \quad (14)$$

which can be quickly evaluated using Eq. (13) and computing the explicit derivative of the coefficient functions $C_{k,g}^{(0)}$. We note, that $\partial_\xi C_{2,g}^{(0)} \sim \mathcal{O}(\beta)$ and $\partial_\xi C_{L,g}^{(0)} \sim \mathcal{O}(\beta^3)$, so that they also vanish if evaluated at $z = z^{\max}$.

Thus, we are finally in a position to put everything together through NNLO and we arrive at the following explicit expression for Eq. (8),

$$F_k = \alpha_s F_k^{(0)} + \alpha_s^2 F_k^{(1)} + \alpha_s^3 F_k^{(2)} \quad (15)$$

$$\begin{aligned}
& +\alpha_s^2 \sum_{i=q,\bar{q},g} \int_x^{z^{\max}} \frac{dz}{z} f_i\left(\frac{x}{z}\right) 2d^{(1)} \left\{ \frac{m}{2} \partial_m C_{k,i}^{(0)} \right\} \\
& +\alpha_s^3 \sum_{i=q,\bar{q},g} \int_x^{z^{\max}} \frac{dz}{z} f_i\left(\frac{x}{z}\right) \left(2d^{(2)} - (d^{(1)})^2 \right) \left\{ \frac{m}{2} \partial_m C_{k,i}^{(0)} \right\} \\
& +\alpha_s^3 \sum_{i=q,\bar{q},g} \int_x^{z^{\max}} \frac{dz}{z} \left[f_i\left(\frac{x}{z}\right) \left\{ z - \xi \partial_\xi - \frac{\mu_f}{2} \partial_{\mu_f} \right\} + \frac{x}{z} f_i'\left(\frac{x}{z}\right) (1-z) \right] 2d^{(1)} C_{i,k}^{(1)} \\
& +\alpha_s^3 \sum_{i=q,\bar{q},g} \int_x^{z^{\max}} \frac{dz}{z} \left[f_i\left(\frac{x}{z}\right) \left\{ z - \xi \partial_\xi \right\} + \frac{x}{z} f_i'\left(\frac{x}{z}\right) (1-z) \right] 2(d^{(1)})^2 \left\{ \frac{m}{2} \partial_m C_{k,i}^{(0)} \right\},
\end{aligned}$$

where the renormalization scale has been fixed at $\mu_r = m(m)$, i.e. $\alpha_s = \alpha_s(m(m))$ for the strong coupling constant. The full dependence on μ_r can be constructed using the renormalization group equation. With the standard expression for the running coupling (and the coefficients of the QCD beta function), it is easy to restore the complete renormalization scale dependence of α_s in Eq. (15),

$$\alpha_s(m(m)) = \alpha_s(\mu_r) \left(1 + \alpha_s(\mu_r) L_R \beta_0 + \alpha_s(\mu_r)^2 (\beta_1 L_R + \beta_0^2 L_R^2) \right), \quad (16)$$

where we have abbreviated $L_R = \ln(\mu_r^2/m(m)^2)$.

As explained above, Eq. (15) is exact to NLO. At the NNLO level, $C_{k,i}^{(2)}$ is currently unknown. Our approximation $\text{NNLO}_{\text{approx}}$ in Eq. (15) uses the threshold enhanced terms of Ref. [4] to estimate the dominant corrections at two loops. All explicit dependence on the renormalization and factorization scales and the terms accounting for the scheme transformation from the pole to the running mass at NNLO are, however, exact in Eq. (15).

The CC case is conceptually much simpler. Moreover, in our analysis, we confine ourselves to the NLO case only so that the relevant formulae is much shorter. One commonly defines structure functions \mathcal{F}_k which are related to the F_k 's via the following relations:

$$F_1 = \mathcal{F}_1 = a_1 \mathcal{F}_1, \quad (17)$$

$$F_2 = 2\chi \mathcal{F}_2 = a_2 \mathcal{F}_2, \quad (18)$$

$$F_3 = 2\mathcal{F}_3 = a_3 \mathcal{F}_3, \quad (19)$$

i.e. $a_1 = 1$, $a_2 = 2\chi$ and $a_3 = 2$ and where we have introduced the quantity

$$\chi = \frac{x}{\lambda}, \quad (20)$$

so that Bjorken x varies in the range $0 < x \leq \lambda$ and

$$\lambda = \frac{1}{1 + \frac{m^2}{Q^2}} = \frac{\xi}{1 + \xi}. \quad (21)$$

In the CC case, the coefficient functions corresponding to Eq. (4) can be expanded to NLO in the strong coupling with $\alpha_s = \alpha_s(\mu_r)$,

$$C_{k,i}(z, \xi, \mu_r^2, \mu_f^2) = C_{k,i}^{(0)} + \alpha_s C_{k,i}^{(1)}, \quad (22)$$

where $C_{k,q}^{(0)} \simeq \delta(1-z)$ (up to the CKM parameters) and $C_{k,g}^{(0)} = 0$ for $k = 1, 2, 3$ due to Eq. (2). The expressions for $C_{k,i}^{(1)}$ are all given in Refs. [2, 3]. As in the NC case, the conversion to the $\overline{\text{MS}}$ mass starts off from a perturbative expansion as in Eq. (7), which we can convert to the $\overline{\text{MS}}$ mass as in Eq. (8). Restricting ourselves to NLO, we relate

$$F_k(m) = F_k^{(0)}(m) + \alpha_s F_k^{(1)}(m), \quad (23)$$

to

$$F_k(\overline{m}) = F_k^{(0)}(\overline{m}) + \alpha_s \left(F_k^{(1)}(\overline{m}) + \overline{m} d^{(1)} \partial_m F_k^{(0)}(m) \Big|_{m=\overline{m}} \right), \quad (24)$$

where matching is done again at the scale $\mu_r = \overline{m}$ and we just have to provide the explicit expression

$$\overline{m} d^{(1)} \partial_m a_k F_k^{(0)}(m) \Big|_{m=\overline{m}} = 2(\chi - x) d^{(1)} \sum_{i=q_1} |V_{iq_2}|^2 \left(\partial_\chi a_k f_i(\chi) \right) \Big|_{m=\overline{m}}, \quad (25)$$

where the sum ranges over all light flavors q_1 , while q_2 is heavy. $V_{q_1 q_2}$ denotes the respective CKM matrix element and the coefficients a_k are defined in Eqs. (17)–(19). The partial derivative from $\partial_m \chi$ has again been made explicit.

This completes our discussion on the explicit conversion of the heavy-quark DIS structure functions from the pole to the $\overline{\text{MS}}$ mass. Note, that we have confined ourselves entirely to the so-called fixed-flavor-number scheme (FFNS), i.e. to a situation, where we work with a fixed number n_f of light-quark flavors. This is an absolutely adequate approach e.g. for the analysis of existing DIS data. In contrast, there exist variable flavor number schemes (VFNS) which relate the DIS structure functions for n_f light flavors to those for $n_f + 1$ light flavors (see [21, 22] for an extensive discussion). In a VFNS the necessary matching involves certain massive operator matrix elements which, for consistency also need to be evaluated in the renormalization scheme with a running mass. To NNLO, all relevant formulae has been given in Ref. [17]. Also, in practice, one often relates the matching scale of the strong coupling to the heavy-quark mass, i.e. $\alpha_s^{(n_f)}(\kappa m) \rightarrow \alpha_s^{(n_f+1)}(\kappa m)$ with some constant κ . Then the necessary decoupling coefficients depend beyond NLO on the chosen mass renormalization (see e.g. [23]). In summary, the implementation of a running mass for heavy-quark DIS in a VFNS can be performed in a straight forward manner and poses no further problems.

3 Results

We are now in a position to look at the phenomenological implications of the $\overline{\text{MS}}$ mass and also to discuss the role of the heavy-quark mass parameter in PDF fits. Despite of its short-comings, all current global fits of PDFs employ the pole mass scheme for the heavy quarks. To illustrate this point, we summarize in Tab. 1 the values taken by the six groups which are currently active in global fits PDF: ABKM [21], HERAPDF [24], GJR [25], MSTW [26], CTEQ [27] and NNPDF [28]. All numerical values, especially those for the charm quark mass, are systematically lower than the pole masses obtained from the particle data group (PDG) values for the world average [11]. Simple kinematical considerations show, that a smaller charm quark mass can potentially compensate large missing higher order perturbative corrections. The latter have been shown to be

[GeV]	PDG	ABKM	GJR	HERAPDF	MSTW	CTEQ	NNPDF
m_c	1.66 $^{+0.09}_{-0.15}$	1.5 $^{+0.25}_{-0.25}$	1.3	1.4	1.4	1.3	$\sqrt{2}$
m_b	4.79 $^{+0.19}_{-0.08}$	4.5 $^{+0.5}_{-0.5}$	4.2	4.75	4.75	4.5	4.3

Table 1: The pole mass values taken as input in recent global fits of PDFs. The quoted PDG values are obtained from the $\overline{\text{MS}}$ values in Eqs. (26), (27) using the two-loop conversion in Eq. (6).

sizable at NLO and even at NNLO_{approx} when using a pole mass. Evidently, global fits of PDFs which incorporate heavy-quark DIS data are very sensitive to the theory treatment of heavy quarks and depending on the chosen mass parameter (and scheme, see [21] for a discussion of FFNS and VFNS) the resulting differences in the PDFs can be sizable.

In Figs. 1 and 2 we study first the case of charm quark electro-production, i.e. electron-proton scattering. We plot the NC charm structure function F_2^p at LO, NLO and NNLO_{approx} using the 3-flavor PDF set of Ref. [21]. We have been careful to restrict the kinematics in x and Q^2 (in Figs. 1, 2 $Q^2 = 10\text{GeV}^2$, $x = 10^{-3}$) to the region, where our threshold approximation underlying the NNLO_{approx} prediction is under control, see [18, 19].

Comparing the central values of the predictions for F_2^p as a function of the pole mass in Fig. 1 (left) with those for an $\overline{\text{MS}}$ mass $m_c(m_c)$ in Fig. 1 (right), we observe a much improved convergence of the perturbative expansion in the latter case. Already at NLO the size of the QCD corrections is much reduced for an $\overline{\text{MS}}$ mass. E.g. for a pole mass of $m_c = 1.5\text{ GeV}$ we find for F_2^p a relative increase of 32% at NLO over the LO prediction and another 13% for the NNLO_{approx} prediction normalized to the NLO one. This is to be compared with the numbers for the $\overline{\text{MS}}$ mass. At $m_c(m_c) = 1.3\text{ GeV}$ we find relative corrections of 17% at NLO and only 6% at NNLO_{approx}. Likewise, as we vary the renormalization and the factorization scale μ_r and μ_f independently by a factor of two around a central value chosen to be $\mu_r^2 = \mu_f^2 = Q^2 + 4m_c^2$ in Figs. 1 and 2 we note a substantial reduction in the spread to the predictions and a greatly reduced theoretical uncertainty when using the running mass. This scale variation is illustrated by the respective bands in Fig. 2.

Similar observations hold also for the NC DIS production of bottom quarks, see Figs. 3 and 4. The predictions at $Q^2 = 50\text{GeV}^2$ and $x = 10^{-3}$ have been obtained with the 4-flavor PDF set of [21]. Again, in the case of the $\overline{\text{MS}}$ mass the apparent convergence is much improved and, in particular, the relative size of NNLO_{approx} corrections is a few per cent only over the whole mass range considered for $m_b(m_b)$.

In Figs. 5 and 6 we investigate charm quark production in neutrino-nucleon DIS assuming an isoscalar target. We plot the CC charm structure function F_2^N for a nucleon at LO and NLO for $Q^2 = 10\text{GeV}^2$, $x = 10^{-1}$ which corresponds to the typical kinematics of fixed-target neutrino-nucleon experiments. In comparison, the impact of higher order perturbative corrections is less than in the NC case discussed before.

We compare the central predictions using a pole mass (Fig. 5 left) with those that employ the running mass (Fig. 5 right) and the observed differences are rather marginal. This can easily be understood because the conversion to the $\overline{\text{MS}}$ mass only involves (e.g. for a W^+ -boson on isoscalar nucleon target) the derivatives of the up, down and the strange quark PDFs, which are all numerically rather small. Again, we also vary the renormalization and the factorization scale μ_r and μ_f independently by a factor of two around the central value $\mu_r^2 = \mu_f^2 = Q^2 + m_c^2$. The comparison is shown in Fig. 6 and there are no significant changes. In summary, we observe that the impact of the scheme change from a pole to a running mass is much more pronounced in the case

of NC DIS than in the case of CC DIS.

We have demonstrated a clear improvement of the theoretical predictions for DIS heavy-quark structure functions by using the running mass. An immediate application of our results consists therefore in the direct determination of heavy-quark $\overline{\text{MS}}$ masses from the available DIS data. For reference in the following, we list the values for the charm and bottom masses in the $\overline{\text{MS}}$ scheme as quoted in the 2010 edition of the PDG [11],

$$m_c(m_c) = 1.27^{+0.07}_{-0.09} \text{ GeV}, \quad (26)$$

$$m_b(m_b) = 4.19^{+0.18}_{-0.06} \text{ GeV}. \quad (27)$$

To start with, we can use the manifest dependence of the structure functions F_k on the heavy-quark mass to estimate the prospects of this approach. The relative uncertainty of such a mass determination is related to the corresponding uncertainty on the measurements of F_k as follows. Neglecting non-linear terms, a fit to the central prediction e.g. for F_2^p in NC DIS (see Fig. 1) yields,

$$\frac{\Delta m_c}{m_c} \simeq 0.75 \frac{\Delta F_2^p}{F_2^p}. \quad (28)$$

This implies that a measurement of the proton structure function F_2^p with an accuracy of 10% translates into a $0.75 \times 10\% = 7.5\%$ uncertainty of the charm-quark mass. Thus, given the accuracy of current collider data from HERA (especially from HERA-II) an error on $m_c(m_c)$ of $\mathcal{O}(\text{few})\%$ seems to be the ultimate precision one can aim at in this approach.

For a quantitative comparison we conduct a phenomenological study similar to [19,29], i.e. we perform a global fit of fixed-target (CCFR [30], NuTeV [31]) and collider data [32,33] in the FFNS (with $n_f = 3$) as a variant of ABKM [21]. In the analysis we have taken the same 25 parameters as in [21] which include also the strong coupling α_s and the masses m_c and m_b besides the usual PDF parameters. Interestingly, our fit does not return any sensitivity to the value of m_b . Therefore we have constrained the bottom mass $m_b(m_b)$ to its PDG value, i.e. Eq. (27). For the running mass of the charm-quark, however, our analysis displays very good sensitivity and yields (depending on the order of perturbation theory) the following values

$$m_c(m_c) = 1.26 \pm 0.09(\text{exp}) \pm 0.11(\text{th}) \text{ GeV} \quad \text{at NLO}, \quad (29)$$

$$m_c(m_c) = 1.01 \pm 0.09(\text{exp}) \pm 0.03(\text{th}) \text{ GeV} \quad \text{at NNLO}_{\text{approx}}, \quad (30)$$

where the renormalization scale has been chosen $\mu_r = m_c$. We consider our mass determination at $\text{NNLO}_{\text{approx}}$ accuracy as our best estimate. Eq. (30) is the central result of this study and our determination is consistent with the world average at the level of $\pm 1.5\sigma$ for the quoted uncertainties. Our $\text{NNLO}_{\text{approx}}$ predictions are, of course, reliable only in a restricted kinematical range. However, given that they are generally rather small, we consider the agreement between the determinations at NLO and $\text{NNLO}_{\text{approx}}$ also a very good indication on the stability of the perturbative description.

In Eqs. (29) and (30) the experimental and theoretical uncertainties on $m_c(m_c)$ have been quoted separately. The former one is computed from the propagation of the statistical and systematic errors in the data, taking into account error correlations whenever available. The theoretical uncertainty is estimated from the sensitivity due to variations of the renormalization and factorization scales

μ_r and μ_f as follows. All current global PDF determinations assume $\mu_r = \mu_f = Q$ in fits to DIS data (see e.g., the discussion in [26]). This is the appropriate scale choice for massless structure functions and, generally, for large values of Q when mass effects are negligible. In order to retain sensitivity to mass effects, especially in the region of low Q , we therefore determine the variation of F_2 for the scale choice $\mu_r^2 = \mu_f^2 = Q^2 + \kappa m_c^2$ in the range $\kappa \in [0, 8]$. In this way, the variation of F_2 at NLO (NNLO_{approx}) results in the quoted uncertainty $\Delta m_c(m_c) = \pm 0.11$ GeV ($\Delta m_c(m_c) = \pm 0.03$ GeV). For consistency, we have also checked, that the statistical quality of our fit is not deteriorated, if we use these different scale choices, i.e. the obtained value for χ^2 changes by a few units only.

In comparison to Refs. [21, 34] the shapes of the PDFs and the value for the strong coupling do not change much in the present variant of the fit. We observe consistency within the $\pm 1\sigma$ statistical error. For illustration we display the $\pm 1\sigma$ band of absolute uncertainties for the (non-strange) light-quark (Fig. 7 left) and the gluon PDFs (Fig. 7 right) at the starting scale $\mu = 3$ GeV compared to ABKM [21] and we observe good agreement. The PDFs in Fig. 7 result from a fit, where we have additionally constrained the charm-quark mass by the PDG value of Eq. (26). This results in $m_c(m_c) = 1.18 \pm 0.06(\text{exp}) \pm 0.03(\text{th})$ at NNLO_{approx} in very good consistency with Eqs. (26) and (30). For bottom the value $m_b(m_b) = 4.19 \pm 0.12$ with a symmetric error has been used. Since our analysis involves fixed-target data from CCFR/NuTeV, we have also paid particular attention to the strange-quark PDF and a potentially asymmetric strange sea. However, we find no indication. The total integrated asymmetry with the $\pm 1\sigma$ statistical uncertainty at the scale $\mu^2 = 20$ GeV² is obtained as

$$\int_0^1 dx x (s(x, \mu) - \bar{s}(x, \mu)) = 0.0011(9), \quad (31)$$

which is consistent with previous results [29].

In Fig. 8 we confront data from NC heavy-quark DIS with the resulting predictions using running masses for charm and bottom, $m_c(m_c) = 1.18$ and $m_b(m_b) = 4.19$. The ZEUS data [32] displayed in Fig. 8 has not been used in the fit. At the smallest values of x and Q in Fig. 8 the predictions rise monotonically with increasing orders of perturbative QCD, thus improving agreement with the data. In this region the value of F_2^P is sensitive to the coefficient functions for small β , where the threshold approximation NNLO_{approx} is valid and can be considered as a good approximation to the full (yet unknown) NNLO result for F_2^P . As can be seen in Fig. 8, with the chosen value for charm ($m_c(m_c) = 1.18$) our predictions are still slightly below data for at small values of x and Q . At large values of x and Q the slope of F_2^P flattens in Q , particularly for higher values of x , and the agreement with data is still very good. Future comparisons to high precision NC heavy-quark DIS data from the Run II of HERA will be interesting.

A couple of interesting remarks can be made at this point. First of all, the experimental input to the PDG determinations of m_c and m_b originates entirely from e^+e^- -collisions or B -decays (see e.g. [35, 36] for recent analyses of e^+e^- -annihilation data with QCD sum rules). While the use of short distance masses is by now fairly standard in cross section predictions for those processes, it has not been used much in phenomenology at hadron colliders, although it is well known that the pole mass is plagued by large intrinsic ambiguities. However, with the increasing experimental precision of hadron collider data, there is a clear need to provide perturbatively stable theory predictions and to use well-motivated definitions of fundamental quantities like the mass parameter.

The $\overline{\text{MS}}$ masses of Eqs. (29) and (30) provide the first theoretically consistent determinations of these fundamental parameters in heavy-quark DIS, a process governed by the exchange of space-

like bosons. So the agreement with the PDG value [11] within the quoted accuracy is very reassuring also with respect to the different underlying (space-like) kinematics. Previously, charm mass determinations in heavy-quark DIS have been performed by CHARM II [37] and NOMAD [38]. They have extracted a value of m_c from di-muon events in neutrino-nucleon DIS with a rather large uncertainty and based on a LO QCD analysis only. Also from the CCFR/NuTeV data for neutrino-nucleon DIS a value for the charm mass has been extracted [39], which however is effectively LO only, as far as the mass dependence of the cross section is concerned. None of these determinations enters the world average as quoted by the PDG.

Another interesting issue concerns the heavy-quark PDFs. These are needed at high-energy hadron colliders for hard scattering processes at scales $Q \gg m_c, m_b$, where a FFNS with effectively $n_f = 4$ or $n_f = 5$ light flavors is the appropriate description. The PDFs for charm- and bottom-quarks in 4- and 5-flavor schemes can be generated from the ones obtained in a 3-flavor FFNS as convolutions of the gluon and flavor-singlet distributions with massive operator matrix elements. Through the explicit mass dependence of the latter the uncertainty on heavy-quark PDFs is directly related to the accuracy of the quark mass parameter. Preliminary studies have shown that precision input for the values of charm and bottom masses can greatly improve the accuracy of charm- and bottom-quark PDFs. Future studies will be devoted to an in-depth investigation of the transitions from 3- to 4- to 5-flavor FFNS with the running mass scheme [40].

Finally, let us address the implications for LHC processes, which are quite clear. In global PDF fits, the predicted rate for W^\pm - and Z -boson production is very sensitive to the chosen pole mass value for charm in schemes with four or five active light flavors. At the $\sqrt{S} = 7$ TeV LHC, for instance, Ref. [41], has reported shifts in the total cross sections for W^\pm - and Z -boson production of more than 2% resulting from small variations of 0.15 GeV in the pole mass value for m_c around a central value (see Tab. 1). For the $\sqrt{S} = 14$ TeV LHC, these uncertainties increase to more than 3%. These findings are worrisome as they potentially invalidate precision predictions for these important high precision measurements of Standard Model processes.

Fortunately, as we have demonstrated, these uncertainties can be almost entirely eliminated by adopting the running mass. By using e.g. the very precise world averages as constraints in global fits, the errors on m_c and m_b can be greatly reduced. Moreover, these errors can be directly propagated to the PDF uncertainties with no need for additional assumptions. In this manner, very accurate and precise predictions for W^\pm - and Z -boson production at the LHC are possible.

4 Summary

We have studied the production of heavy quarks in NC and CC DIS including higher order radiative corrections in QCD adopting the running $\overline{\text{MS}}$ mass and we have demonstrated the clear advantage of using this scheme. The resulting theory predictions display an improved apparent convergence through NNLO_{approx} as compared to the result in the pole mass scheme, especially in the NC case. Also the stability of the perturbative series with respect to scale variations is much greater.

We have used our results to determine for the first time the $\overline{\text{MS}}$ mass for the charm-quark $m_c(m_c)$ based on first principles in QCD from a fit to DIS data for heavy-quark production. The obtained value is consistent with the world average as published by the PDG and it provides complementary information on this fundamental parameter from hadronic processes with space-like kinematics.

We have shown that the use of $\overline{\text{MS}}$ masses in heavy-quark DIS can also improve predictions for hadron colliders by eliminating sizable uncertainties in PDFs. This underpins the need for global fits of PDFs to adopt the running mass scheme. Current global fits of PDFs employ the pole

mass scheme and small variations in the chosen value for the charm mass can easily amount to differences of a few per cent in the predicted cross sections of W^\pm - and Z-bosons at LHC energies. With a physically well motivated short distance mass these uncertainties can be eliminated to a large extent. Progress in this direction will be reported elsewhere [40].

The numerical code for the computation of structure functions for heavy-quark production in deep-inelastic scattering with a running mass is publicly available for download from [42] or from the authors upon request.

Acknowledgments

We are thankful to J. Blümlein for discussions. This work has been supported by Helmholtz Gemeinschaft under contract VH-HA-101 (*Alliance Physics at the Terascale*). S.A. also acknowledges partial support from the Russian Foundation for Basic Research under contract RFFI 08-02-91024 CERN_a.

References

- [1] E. Laenen, S. Riemersma, J. Smith, and W. L. van Neerven, Nucl. Phys. **B392**, 162 (1993).
- [2] T. Gottschalk, Phys.Rev. **D23**, 56 (1981).
- [3] M. Glück, S. Kretzer, and E. Reya, Phys.Lett. **B380**, 171 (1996), hep-ph/9603304.
- [4] N. Lo Presti, H. Kawamura, S. Moch, and A. Vogt, (2010), arXiv:1008.0951.
- [5] I. I. Bigi, M. A. Shifman, N. Uraltsev, and A. Vainshtein, Phys.Rev. **D50**, 2234 (1994), hep-ph/9402360.
- [6] N. Gray, D. J. Broadhurst, W. Gräfe, and K. Schilcher, Z.Phys. **C48**, 673 (1990).
- [7] K. Chetyrkin and M. Steinhauser, Nucl.Phys. **B573**, 617 (2000), hep-ph/9911434.
- [8] K. Melnikov and T. v. Ritbergen, Phys.Lett. **B482**, 99 (2000), hep-ph/9912391.
- [9] U. Langenfeld, S. Moch, and P. Uwer, Phys.Rev. **D80**, 054009 (2009), arXiv:0906.5273.
- [10] M. Aliev *et al.*, (2010), arXiv:1007.1327.
- [11] Particle Data Group, K. Nakamura *et al.*, J.Phys.G **G37**, 075021 (2010).
- [12] S. Riemersma, J. Smith, and W. L. van Neerven, Phys. Lett. **B347**, 143 (1995), hep-ph/9411431.
- [13] B. Harris and J. Smith, Nucl.Phys. **B452**, 109 (1995), hep-ph/9503484.
- [14] M. Buza *et al.*, Nucl.Phys. **B472**, 611 (1996), hep-ph/9601302.
- [15] M. Buza and W. van Neerven, Nucl.Phys. **B500**, 301 (1997), hep-ph/9702242.
- [16] I. Bierenbaum, J. Blümlein, and S. Klein, Nucl.Phys. **B780**, 40 (2007), hep-ph/0703285.
- [17] I. Bierenbaum, J. Blümlein, and S. Klein, Nucl.Phys. **B820**, 417 (2009), arXiv:0904.3563.
- [18] E. Laenen and S. Moch, Phys. Rev. **D59**, 034027 (1999), hep-ph/9809550.

- [19] S. Alekhin and S. Moch, Phys. Lett. **B672**, 166 (2009), arXiv:811.1412.
- [20] G. Corcella and A. Mitov, Nucl.Phys. **B676**, 346 (2004), hep-ph/0308105.
- [21] S. Alekhin, J. Blümlein, S. Klein, and S. Moch, Phys.Rev. **D81**, 014032 (2010), arXiv:0908.2766.
- [22] S. Forte, E. Laenen, P. Nason, and J. Rojo, Nucl.Phys. **B834**, 116 (2010), arXiv:1001.2312.
- [23] K. Chetyrkin, J. H. Kuhn, and M. Steinhauser, Comput.Phys.Commun. **133**, 43 (2000), arXiv:hep-ph/0004189.
- [24] H1 and ZEUS Collaboration, F. Aaron *et al.*, JHEP **1001**, 109 (2010), arXiv:0911.0884.
- [25] M. Glück, P. Jimenez-Delgado, and E. Reya, Eur.Phys.J. **C53**, 355 (2008), arXiv:0709.0614.
- [26] A. Martin, W. Stirling, R. Thorne, and G. Watt, Eur.Phys.J. **C63**, 189 (2009), arXiv:0901.0002.
- [27] P. M. Nadolsky *et al.*, Phys. Rev. **D78**, 013004 (2008), arXiv:0802.0007.
- [28] NNPDF Collaboration, R. D. Ball *et al.*, Nucl.Phys. **B809**, 1 (2009), arXiv:0808.1231.
- [29] S. Alekhin, S. A. Kulagin, and R. Petti, Phys.Lett. **B675**, 433 (2009), arXiv:0812.4448.
- [30] CCFR Collaboration, A. Bazarzo *et al.*, Z.Phys. **C65**, 189 (1995), arXiv:hep-ex/9406007.
- [31] NuTeV Collaboration, M. Goncharov *et al.*, Phys.Rev. **D64**, 112006 (2001), arXiv:hep-ex/0102049.
- [32] ZEUS Collaboration, S. Chekanov *et al.*, Phys.Rev. **D69**, 012004 (2004), arXiv:hep-ex/0308068.
- [33] H1, F. D. Aaron *et al.*, Eur. Phys. J. **C65**, 89 (2010), arXiv:0907.2643.
- [34] S. Alekhin, J. Blümlein, and S. Moch, (2010), arXiv:1007.3657.
- [35] S. Bodenstern *et al.*, (2010), arXiv:1009.4325.
- [36] K. Chetyrkin *et al.*, (2010), arXiv:1010.6157.
- [37] CHARM II Collaboration, P. Vilain *et al.*, Eur.Phys.J. **C11**, 19 (1999).
- [38] NOMAD Collaboration, P. Astier *et al.*, Phys.Lett. **B486**, 35 (2000).
- [39] W. G. Seligman, (1997), Ph.D. Thesis.
- [40] S. Alekhin, J. Blümlein, and S. Moch, (2010), to appear.
- [41] A. Martin, W. Stirling, R. Thorne, and G. Watt, (2010), arXiv:1007.2624.
- [42] OPENQCDRAD, <http://www-zeuthen.desy.de/~alekhin/OPENQCDRAD>.

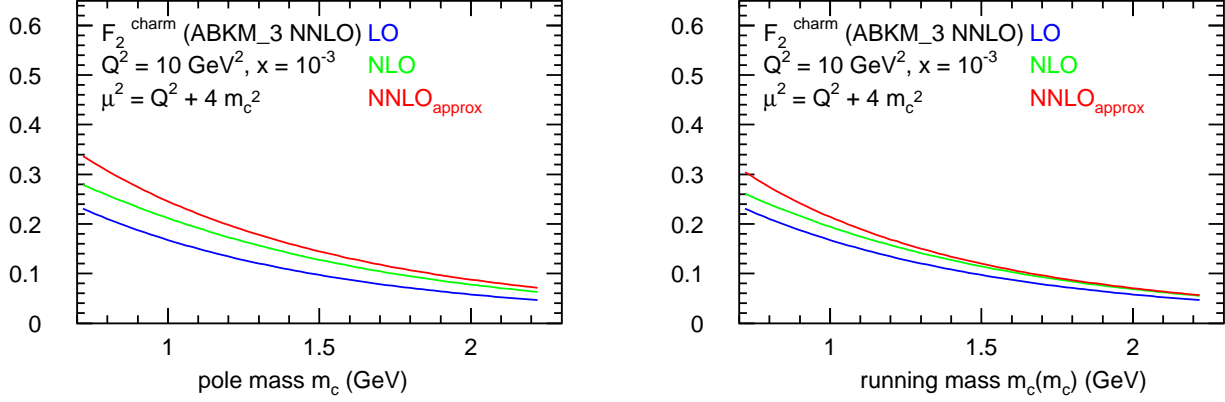


Figure 1: The mass dependence of the NC charm structure function F_2^p for a proton with $Q^2 = 10\text{GeV}^2$, $x = 10^{-3}$ and $\mu_r = \mu_f = \sqrt{Q^2 + 4m_c^2}$ using the PDFs of [21]. The charm-quark mass is taken in the on-shell scheme (left) and in the $\overline{\text{MS}}$ scheme (right) at LO (blue), NLO (green) and NNLO_{approx} (red).

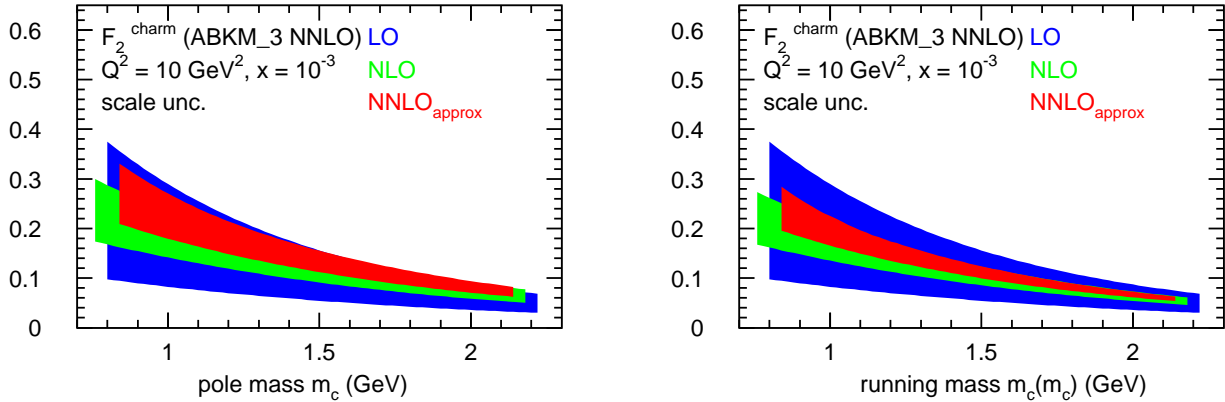


Figure 2: Same as in Fig.1. The band denotes the independent variation of the scales $\mu_r, \mu_f = \kappa \sqrt{Q^2 + 4m_c^2}$ in the range $\kappa \in [1/2, 2]$.

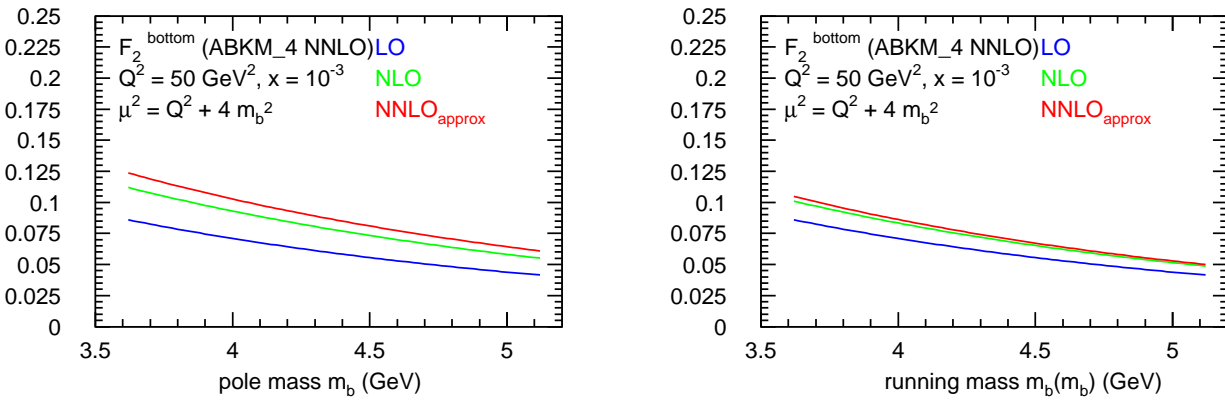


Figure 3: The mass dependence of the NC bottom structure function F_2^p for a proton with $Q^2 = 50\text{GeV}^2$, $x = 10^{-3}$ and $\mu_r = \mu_f = \sqrt{Q^2 + 4m_b^2}$. The bottom-quark mass is taken in the on-shell scheme (left) and in the $\overline{\text{MS}}$ scheme (right) at LO (blue), NLO (green) and NNLO_{approx} (red).

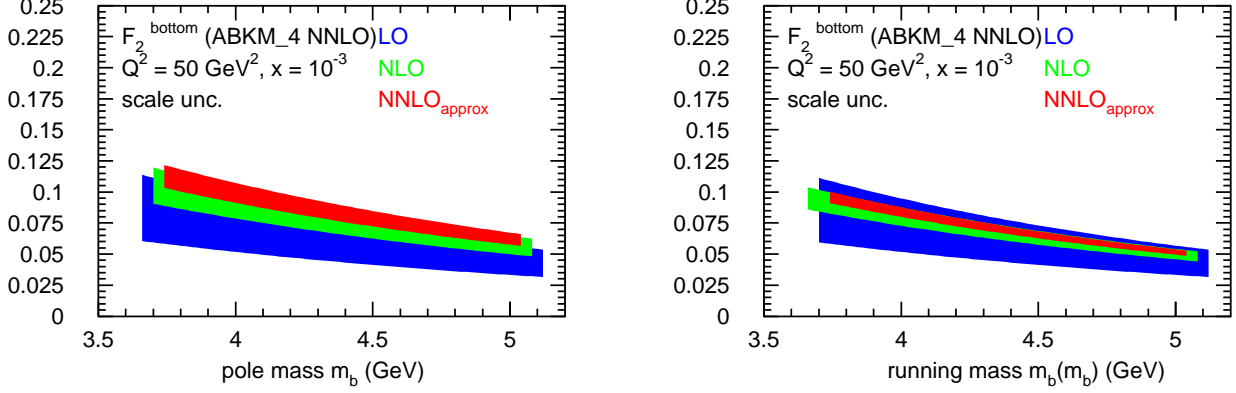


Figure 4: Same as in Fig.3. The band denotes the independent variation of the scales $\mu_r, \mu_f = \kappa \sqrt{Q^2 + 4m_b^2}$ in the range $\kappa \in [1/2, 2]$.

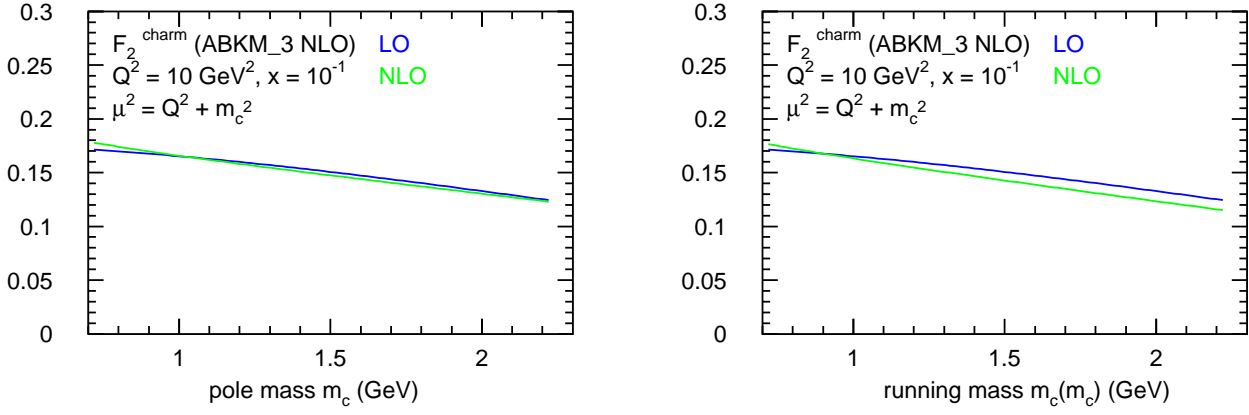


Figure 5: The mass dependence of the CC charm structure function F_2^N for a nucleon with $Q^2 = 10\text{GeV}^2$, $x = 10^{-1}$ and $\mu_r = \mu_f = \sqrt{Q^2 + m_c^2}$ using the PDFs of [21]. The charm-quark mass is taken in the on-shell scheme (left) and in the $\overline{\text{MS}}$ scheme (right) at LO (blue) and NLO (green).

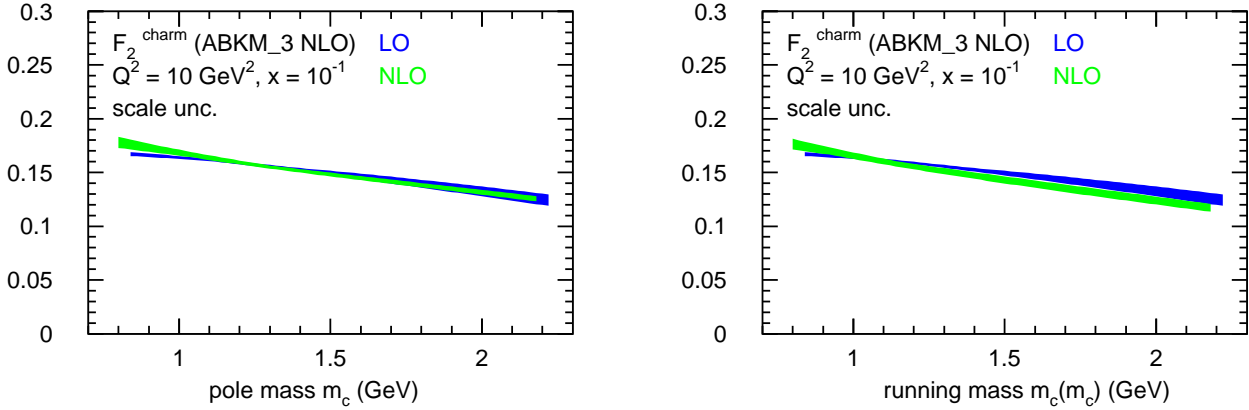


Figure 6: Same as in Fig.5. The band denotes the independent variation of the scales $\mu_r, \mu_f = \kappa \sqrt{Q^2 + m_c^2}$ in the range $\kappa \in [1/2, 2]$.

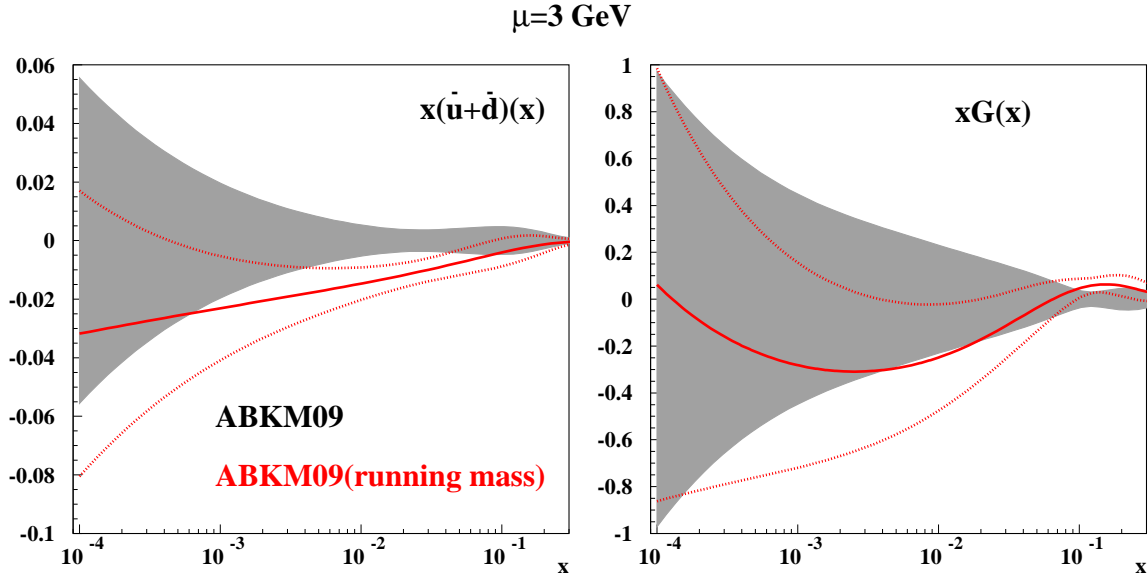


Figure 7: The light-quark (left) and gluon (right) PDFs obtained in the global fit: The dotted (red) lines denote the $\pm 1\sigma$ band of absolute uncertainties resulting from the fit of this paper and the solid (red) line indicates the central prediction with with running masses 1.18 GeV (charm) and 4.19 GeV (bottom). For comparison the shaded (grey) area represents the results of ABKM [21].

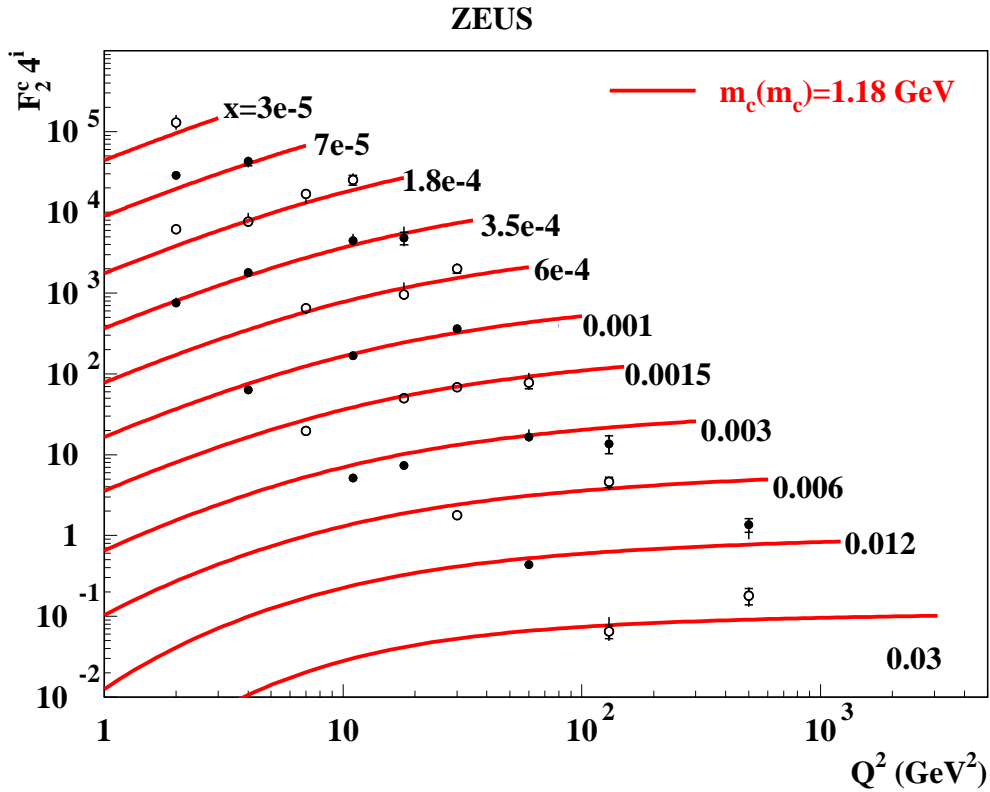


Figure 8: The predictions of the global fit for the charm structure function F_2^c compared to data of Ref. [32] on F_2^c from Run I of HERA. The running mass $m_c(m_c) = 1.18 \text{ GeV}$ has been obtained in the variant of the fit with the PDG value Eq. (26) as an additional constraint.