

A Model for Configuration Management of Open Software Systems*

Roberto Barbuti Giovanni A. Cignoni Paolo Milazzo

Dipartimento di Informatica, Università di Pisa
Largo Pontecorvo 3, 56127 Pisa, Italy.
{barbuti,cignoni,milazzo}@di.unipi.it

November 6, 2018

The article proposes a model for the configuration management of open systems. The model aims at validation of configurations against given specifications. An extension of decision graphs is proposed to express specifications. The proposed model can be used by software developers to validate their own configurations across different versions of the components, or to validate configurations that include components by third parties. The model can also be used by end-users to validate compatibility among different configurations of the same application. The proposed model is first discussed in some application scenarios and then formally defined. Moreover, a type discipline is given to formally define validation of a configuration against a system specification.

1 Introduction

Defining a software product as a system of components is common both in theory and practice of Software Engineering [ELH⁺05]. Many models and standards [ISO08, IEE05] of the software development process consider *configuration management* as the set of activities for identifying, controlling and managing software components during the life-cycle of the product, in particular at project milestones when baselines and releases have to be arranged and frozen.

The wide availability of open formats and the large success of open source projects make configuration management a constantly growing issue. Many developers have the possibility to create add-ons or even to modify the core components of the application to originate a different one. On the user side, Internet distribution allows everyone to choose among available components and to download them to extend and update the applications.

As a result, when open systems are involved, identification of components, selection of their right version, control over their composition, i.e. configuration management, does no longer belong to the closed environment of a single software house, but to a wide context participated by many developers and where the end user is an active agent (seriously concerned by the reliability of the results).

*This work was partially funded by Regione Toscana as part of the research activities of the T-OSSLab project

In this paper we propose a model for the configuration management of open system. The model aims at the validation of configurations with respect to given specifications. Specifications may be defined by the original software developer to validate its own configurations across different versions of the components or to validate configurations that include components by third parties. Specifications may even be defined by users themselves to validate compatibility among different configurations of the same application.

The proposed model is first discussed in some application scenarios and then formally defined. Moreover, a type discipline [Car96] is given to formally define validation of a configuration against a system specification.

2 Scenarios and Basic Needs

There are many examples of applications in which a end user is involved in configuration management. The scenarios presented in the following help to identify different needs and to define the basic operations of configuration management that our model aims to support.

2.1 Scenarios

Internet browsers are a simple and common example of end user configuration management. Browsers are characterized by frequent updates, often needed for security reasons, and by many plug-ins for media visualization. The large majority of users passively perform the installation of all suggested updates and add-ons, but sometimes someone has (or wants) to decide what she/he likes to install.

A more complex and interesting example is given by software development environments. Such tools usually offer support for different compilers, libraries, debuggers, editors, modelling and code generation tools, and so on. *Eclipse* and *Cygwin* are two good examples, but there are many others. In these cases, the user is also concerned by *compatibility* among configurations in a given context. For instance, a programmer wants to install a new add-on to experiment with a new UML modeling tool, but also needs to check compatibility of the wished upgrade with all the installations of the colleagues working in the same software project.

On a greater scale, Linux distributions are probably the most complex case of large software system configuration management. A distribution offers a kernel version, a number of device drivers, a choice of system tools, several software utilities, and a number of applications. All of these software artifacts have dependencies that must be respected. The user willing to install a new application on top of the basic distribution is involved in a process that may lead to installing other artifacts, like libraries, data sets and so on, that can conflict or be incompatible with the previously installed ones. The usual solution is to provide official repositories which collect certified compatible versions of the most common applications (repositories are valuable assets in the success of distributions like *Ubuntu*, *Fedora* and the others). However, repositories are never complete and usually they apply a very simple policy: provide just the last stable versions. This approach does not support the needs of local groups of users, like software developers, or in general smart users of applications. Such people need to define and control custom configurations of their working environments.

An other interesting example is given by PC games. The typical game architecture is based on a game engine able to interpret a number of contents (maps, 3D models, AI scripts, ...). The engine may be closed, but, even for proprietary games, contents often have open formats and third parties, as well as users themselves, may develop new *mods*, namely modifications of contents that provide new levels, new game situations and so on. Players are often organized in communities, less or more independent from the game developer, that build and share mods of their favorite game [Cig01]. Technically speaking, a mod is a configuration made from some parts of the original game and a number of new ones. In this scenario, configuration control is not only a matter of reliability (the game has to run) but also a requirement to guarantee fair play. For instance, an easy way for a first person shooter player to cheat is to mod its local configuration to give brilliant textures to the avatars of the other network players. This is another case where checking the compatibility among configurations is needed.

2.2 Basic Operations

There are many examples of automated procedures to install, configure and update the applications. Configuration control of commercial closed applications has the advantage of complete control both of the software architecture and of the development process. In contexts where applications are open, the number of agents involved in software development and in the management of its configurations largely increases: a shared model to describe and to manage configurations is needed.

In common speech there is not difference in the usage of terms like a “update”, “extension”, “version” and so on. Our model describes such operations in terms of operations on *components* (that, at the end, are files or set of files). The model has three basic operations:

- *update*, that is the substitution of components of the current configuration with more recent versions of them;
- *extension*, that is the addition to the current configuration of new components aimed to increase the functionality of the software system;
- *compatibility check*, that is the examination of a configuration in order to verify a specification derived by another configuration.

An installed *configuration* is just a set of components. Update and extension are operations on the set of components. In practice, such operations are easily recognizable in the previously introduced scenarios: a plug-in for movie reproduction can, at some time, be added (extension) to a web browser and, some time later, substituted with a new version (update); the same happens for a library in a development environment or a dungeon map in a game.

Update and extension operations modify the installed configuration. The life of the installation of a software system evolves in steps that always move from a consistent configuration to another consistent one. Of course, update and extension must be reversible. Consistency is obtained by the respect of a set of constraints, i.e the *configuration specification*. The specification is defined by the architecture designer, but it must leave enough freedom to allow the variability requested by other developers and end users.

Compatibility check is an operation usually not identified as part of configuration management (often not identified at all). The most similar implementation of the concepts are the built-in *anticheat* features implemented in many proprietary game platforms (like, for instance, *Steam*), but these are usually very restrictive and tied to the official game configurations. Scenarios where great openness and strict compatibility control must cohesist, like the software development team, are uncovered by these kind of solutions.

For compatibility check, additional constraints are defined by users which want to define the set of the configurations that fulfills their specific needs, that generally, is a subset of the whole set of consistent configurations. The best way of defining such a set is by deriving the specification from a target configuration. For instance, in a software development team the target compatibility configuration is the baseline tool-set or, in the network game scenario, the target compatibility configuration of the master player that sets the rules of the *deathmatch*.

3 Specification and Representation of Configurations

In general, a software system, for instance one of the applications we use everyday, is perceived as something identified and unique. In practice a software system is a set of sets. This is the set of all working variations that can be built by combining the various versions of the components that belong to the software system or, more in general, to its runtime environment.

Software system. A set of configurations, each one of them is a set of interacting components.

Intuitively, a component is a unit that may be separately distributed and installed by the end user [PDC01]. In practice, a component is made by one or more files like binaries, libraries, data sets in various formats, and so on. In our model, the concept of *component type* is introduced to define the

characteristics of a component of a software system. At the maximum level of detail, each file must be considered as a component. Our model permits several levels of details thus complying with those frequent situations where, for practical reasons, it is convenient to see components as set of several files that are always distributed together.

Configuration. A set of components that complies to the *configuration specification* of the software system.

Specification of configurations of software systems is a well known problem. A classical approach uses decisions graphs to represent the possible choices in the building of a configuration starting from the set of components. The best known example is given by *and/or graphs* [CW98]. Our model extends this approach to systems where the set of components is not strictly defined from the beginning. This complies with open development, where the evolution of the set of components cannot be strictly controlled.

The model introduces *configuration specification graphs* to specify and represent the set of valid components types for a software system and their composition rules to build the valid configurations of the software system.

Component Specification Node (CSN). A component type that, in a configuration, can be instantiated into one or more components. Every CSN contains information on the described components, such as their names (nm), origins (org) and version numbers (ver). Constraints can be imposed on such information such as restrictions (e.g. the name must start with a certain prefix p – denoted p*) or consistency requirements (e.g. two componets must have the same version number). Every CSN (leafs excluded) has an associated interval that bounds the number of components that can instantiate the set of its CSN successors. The root node is the component type that corresponds to the complete software system that can be instantiated into one of its valid configurations.

Composition Specification Arc (CSA). A directed arc that connects a CSN to its CSN successors that specify the types that may instantiate it in a valid configuration of the software system. Every CSA has an associated interval that bounds the number of components that may instantiate the pointed CSN successor. For every interval $[a, b]$ associated to a CSN and for all intervals $[a_i, b_i]$ associated to its i successor CSAs, it holds $\sum a_i \leq a \leq b \leq \sum b_i$.

Dependence Specification Arc (DSA) a directed arc that connects a CSN to an other CSN and expresses the possibility that, in a configuration, an instance of the former need the presence of an instance of the latter.

Configuration Specification Graph. A directed graph with a set of CSNs, a set of CSAs and a set of DSAs. If only CSNs and CSAs are considered, the CSG is a tree.

Figure 1 shows the CSG of a very simple software system. The used notation is borrowed from UML [UML10] *class diagrams*. The system is *Psycho*, an hypothetical application made by the *IMsk* software company that reproduces audio files while visualizing programmable psychedelic effects on the video. To produce the effects the application interprets a simple script language that calls graphic primitives from libraries built under respect of given APIs. For smart users, a large part of the fun in using Psycho is programming scripts and sharing them with friends. Geeks enjoy coding new libraries featuring more sophisticated graphic primitives.

The root CSN identifies the software system, Psycho, as a type that can be instantiated in one of its valid configurations. Each Psycho configuration is made by two or more components. The leftmost component type *Bin*, which is the core part of the application, is made by exactly three components types: *App*, *Mlib* and *Glib*. Each of these component types, in this example, can be instantiated by just one component. We can imagine them as actual files: an executable and two dynamic libraries, one for audio files reproduction and the other for the default set of graphic effects. For the Bin component this CSG is quite strict: the intervals associated to CSNs and CSAs imply a fixed number of components, the specification of attributes implies given identifiers and there are constraints on version numbers and origin of the components.

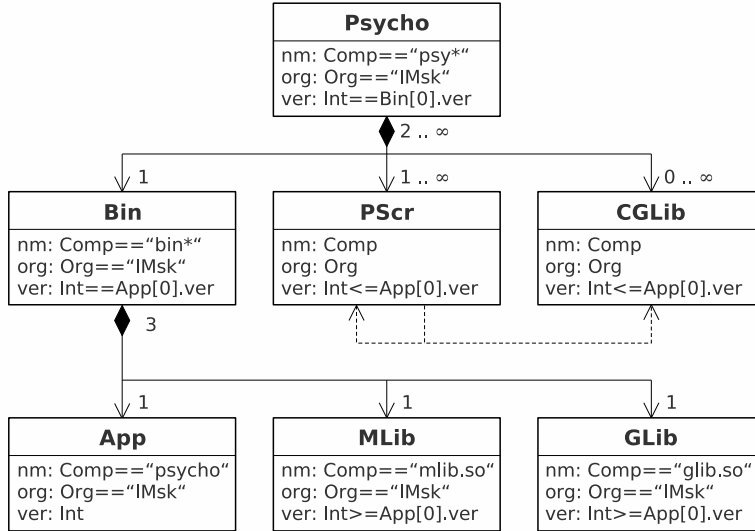


Figure 1: A Configuration Specification Graph for a simple application

In particular, the version number of libraries must be greater than the version of the main executable, as IMsk allows patches of libraries but, if the core application is modified, it must be released with aligned versions of libraries. Moreover, this CSG implies that the Bin components have to be released only by IMsk, as the origin constraint specifies. In this example to specify the origin we used simple labels, however, in the implementation of the model origin is better specified by unique identifiers, as for instance URLs, that both provide uniqueness and ability to directly refer a distribution repository.

These strict rules apply only to the Psycho software system. Depending on the software license, it will be possible for others to define a new CSG with weaker constraints. It could specify another software system that is not Psycho, albeit tied to the original Psycho and sharing with it many components. This is just the kind of control that open source projects need when they approach the twilight zone where configurations mix with project forks.

On its right side, the Psycho CSG is more open to extensions: scripts and custom graphic libraries can be added by everyone. The only constraints are that at least one script must exist (e.g. the one shipped with the original distribution by IMsk) and that version numbers of scripts and custom libraries must be equal or lower than the version number of the application.

In Figure 1 are shown, as dotted arrows, two DSAs. The first is between PScr and CGLib, as scripts may depend on graphic primitives supplied by custom libraries; the second DSA is between PScr and PScr itself, as the script language allows script calls. DSAs are useful to express dependencies in the variable part of a configuration. Of course scripts depend on the application, but being the Bin subtree already specified as mandatory in all of its components, it is not necessary to express dependencies. Note that the CSG simply allows the possibility for such dependences, they actually depend on configurations (see Figure 2 and Figure 3).

A CSG specifies the valid configurations of a software system. A single configuration is described by a *Configuration Graph* (CG). Figure 2 and Figure 3 show two examples of CGs that describe two different configurations of the Psycho software system. Again, the notation is borrowed from UML: a CG is an *object diagram*. CGs and CSGs have a similar structure, but CG nodes are objects, instances of the CSG nodes, which are classes. Moreover, all composition relations in a CG are *1 to 1*: where in a CSG there is a single node that can be instantiated in a variable number of components, in the CG all the components are represented.

The CG of Figure 2 represents a very basic installation of Psycho, that is referred as *psy1*. It has only the default script (def.psc) and no additional graphic library. All components are originated by IMsk and are marked as version 1.

The use of identifiers in CGs is worth a note. They are introduced to easily refer a CG, a subtree

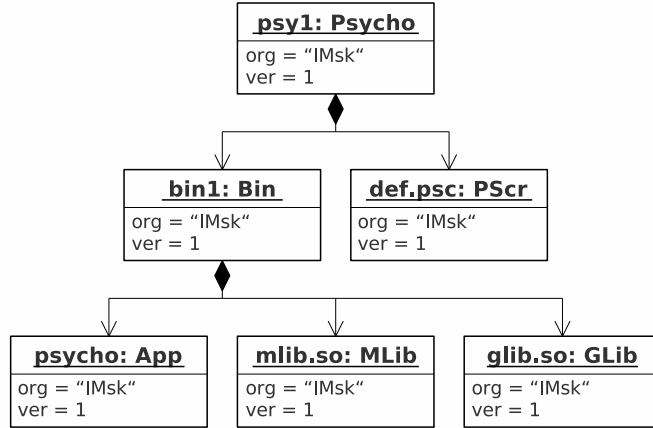


Figure 2: A configuration compliant with the CSG of Figure 1.

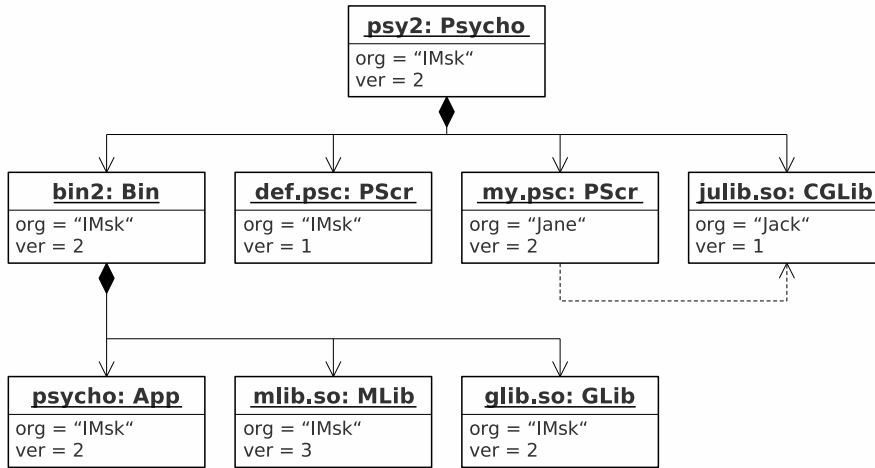


Figure 3: Another configuration compliant with the CSG of Figure 1 and compatible with the configuration of Figure 2 (not the conversely).

of a CG (like *bin1* in *psy1*) or a node of a CG. However, it is important to highlight that identifiers of configurations are the CG themselves. More in details: for each node that is root of a CG subtree, its actual identifier is the subtree. The identifiers of nodes that are leaves can be easily and usefully associated to file names, but the version number is also needed to actually identify an installed leaf component.

The CG of Figure 3 shows an upgraded and customized installation: *psy2*. Versions are more recent and a new script is added (*my.psc*). Because such script needs a custom graphical library (*julib.so*, that provides functions to generate shapes inspired by the Julia set), the library is installed too. Thus, the DSA between *my.psc* and *julib.so* represents a true dependence between two actual components - a dependence that was “foreseen” in the CSG.

Besides the UML arc notation, the dependence information belongs to the dependent component: the description of *my.psc* tells the installer about the dependence and, if *julib.so* is not already present, it calls its installation. The same information can be used to prevent disinstallation of *julib.so* if *my.psc* is still present in the configuration.

The two CGs of Figure 2 and Figure 3 show also an example of compatibility among configurations. Being *psy2* an updated superset of *psy1*, it is compatible with *psy1*, that is the user of *psy2* can enjoy all

the psychedelic effects who see the user of *psy1*. However, *psy1* is not compatible with *psy2*, that is the user of *psy1* can't see the Julia effects.

4 Formal Definition

In this section we give a formal definition of configurations and of configuration specifications, followed by a formalization (by means of a type discipline – see [Car96] for a survey on type systems) of the procedure for checking the compliance of a configuration with respect to a given specification.

4.1 Configurations and specifications

A software component can be uniquely identified by its name, origin (i.e. manufacturer) and version number. Moreover, the type associated with the component in a software system describes unambiguously the role of such a component in the system itself.

Let *Types* be the finite set of all the types of component of a software system. Moreover, let *Names*, *Origins* and *Versions* be the (possibly infinite) sets of all possible software component names, origins and versions, respectively.

Definition 1 (Component identifier) A component identifier is a tuple (t, n, o, v) , where $t \in \text{Types}$, $n \in \text{Names}$, $o \in \text{Origins}$ and $v \in \text{Versions}$. We denote with \mathbb{CI} the set of all component identifiers, namely $\mathbb{CI} = \text{Types} \times \text{Names} \times \text{Origins} \times \text{Versions}$.

A component identifier refers unambiguously to a component of a specific software system. In many cases, however, we shall need to refer to a set of components of the same type. For instance, a Component Specification Node, namely a node of a Configuration Specification Graph, may actually be instantiated in different configurations with different components of the same type. In order to describe a CSN we shall need an identifier (called abstract component identifier) for sets of components of the same type.

Definition 2 (Abstract component identifier) An abstract component identifier is a tuple (t, N, O, V) , where $t \in \text{Types}$, $N \subseteq \text{Names}$, $O \subseteq \text{Origins}$ and $V \subseteq \text{Versions}$. We denote with \mathbb{ACI} the set of all abstract component identifiers, namely $\mathbb{ACI} = \text{Types} \times \wp(\text{Names}) \times \wp(\text{Origins}) \times \wp(\text{Versions})$.

Let *Elements* be the (possibly infinite) set of basic constituent elements that may be included the software architecture (e.g. files). We now formally define the notion of component and of configuration of a software system.

Definition 3 (Component) A component is a tuple having one of the following two forms:

- $\langle ci, D, E \rangle$ with $E \subseteq \text{Elements}$ and finite;
- $\langle ci, D, CI \rangle$ with $CI \subseteq \mathbb{CI}$ and finite;

where $ci \in \mathbb{CI}$ is the identifier of the component, $D \subseteq \mathbb{CI}$ is the finite set of components upon which component ci depends.

Given a component c such that either $c = c' = \langle ci, D, E \rangle$ or $c = c'' = \langle ci, D, CI \rangle$, let $ci(c) = ci$, $dependencies(c) = D$, $children(c') = \emptyset$ and $children(c'') = CI$. Moreover, given a set of components C , let $cis(C)$ be the extension of $ci(c)$ to sets of component specifications defined in the obvious way.

Note that it is not reasonable in a software system to explicitly specify a dependence of a component from the subcomponents constituting it (since it is an obvious dependence). Hence, for a given component c we will assume $dependencies(c) \cap children(c) = \emptyset$.

Definition 4 (Configuration) A configuration is a set C of components such that:

1. $\forall c \in C$ it holds $children(c) \subseteq cis(C)$;
2. $\forall c \in C$ it holds $dependencies(c) \subseteq cis(C)$;

3. $\exists!c \in C$ s.t. $\forall c' \in C$ it holds $ci(c) \notin children(c')$;

4. $\forall c \in C$ either $\nexists c'$ s.t. $ci(c) \in children(c')$ or $\exists!c'$ s.t. $ci(c) \in children(c')$

A configuration is a set that actually represents a tree. In fact, each component of a configuration is either a leaf of the tree (if it has the form $\langle ci, D, E \rangle$) or an intermediate node (if it has the form $\langle ci, D, CI \rangle$) with components in CI as children. The conditions in the definition of configurations ensure that a configuration is a well-defined tree, namely that all nodes are present in the configuration and that there is only one root.

It is easy to see that this definition of configuration corresponds to the notion of configuration proposed in section 3, with the sets of dependencies representing Dependence Specification Arcs. For instance, the configuration in Figure 2 can be represented as follows. We have six components represented by the following component identifiers:

$$\begin{aligned} ci_psy1 &= (Psycho, psy1, IMsk, 1) \\ ci_bin1 &= (Bin, bin1, IMsk, 1) \\ ci_def.psc1 &= (PScr, def.psc, IMsk, 1) \\ ci_psycho1 &= (App, psycho, IMsk, 1) \\ ci_mlib.so1 &= (MLib, mlib.so, IMsk, 1) \\ ci_glib.so1 &= (Glib, glib.so, IMsk, 1) \end{aligned}$$

that are used in the following representation of the configuration:

$$\begin{aligned} C_{psy1} = \{ & \langle ci_psy1, \emptyset, \{ci_bin1, ci_def.psc1\} \rangle, \\ & \langle ci_bin1, \emptyset, \{ci_psycho1, ci_mlib.so1, ci_glib.so1\} \rangle, \\ & \langle ci_def.psc1, \emptyset, def.psc \rangle, \\ & \langle ci_psycho1, \emptyset, psycho \rangle, \\ & \langle ci_mlib.so1, \emptyset, mlib.so \rangle, \\ & \langle ci_glib.so1, \emptyset, glib.so \rangle \} \end{aligned}$$

Similarly, the configuration in Figure 3 can be represented as follows. We have eight components represented by the following component identifiers:

$$\begin{aligned} ci_psy2 &= (Psycho, psy2, IMsk, 2) \\ ci_bin2 &= (Bin, bin2, IMsk, 2) \\ ci_def.psc2 &= (PScr, def.psc, IMsk, 1) \\ ci_my.psc2 &= (PScr, my.psc, Jane, 2) \\ ci_julib.so2 &= (CGLib, julib.so, Jack, 1) \\ ci_psycho2 &= (App, psycho, IMsk, 2) \\ ci_mlib.so2 &= (MLib, mlib.so, IMsk, 3) \\ ci_glib.so2 &= (Glib, glib.so, IMsk, 2) \end{aligned}$$

that are used in the following representation of the configuration:

$$\begin{aligned} C_{psy2} = \{ & \langle ci_psy2, \emptyset, \{ci_bin2, ci_def.psc2, ci_my.psc2, ci_julib.so2\} \rangle, \\ & \langle ci_bin2, \emptyset, \{ci_psycho2, ci_mlib.so2, ci_glib.so2\} \rangle, \\ & \langle ci_def.psc2, \emptyset, def.psc \rangle, \\ & \langle ci_my.psc2, \{ci_julib.so2\}, my.psc \rangle, \\ & \langle ci_julib.so2, \emptyset, julib.so \rangle, \\ & \langle ci_psycho2, \emptyset, psycho \rangle, \\ & \langle ci_mlib.so2, \emptyset, mlib.so \rangle, \\ & \langle ci_glib.so2, \emptyset, glib.so \rangle \} \end{aligned}$$

Now we formally define the notion of configuration specification, that will corresponds to a CSG. For the sake of simplicity we shall not consider consistency constraints between different components of a specification. In the definition we shall use possibly infinite intervals over \mathbb{N} . We denote with *Intervals* the set of all possible intervals, namely $Intervals = \mathbb{N} \times (\mathbb{N} \cup \{\infty\})$.

Let summation over $\mathbb{N} \cup \{\infty\}$ extend the usual summation over \mathbb{N} as follows: $n + \infty = \infty + n = \infty + \infty = \infty$. Moreover, we define the following operations on intervals: summation $[n_1, n'_1] \boxplus [n_2, n'_2] = [n_1 + n_2, n'_1 + n'_2]$, and inclusion $[n_1, n'_1] \subseteq [n_2, n'_2] = n_1 \geq n_2 \wedge n'_1 \leq n'_2$.

Definition 5 (Component specification) A component specification is a tuple $\langle aci, AD, ACI, [n, n'] \rangle$ where aci is the abstract identifier of the component specification, $AD \subseteq \mathbb{ACI}$ is the finite set of components upon which components specified by aci depend, $ACI \subseteq \mathbb{ACI} \times Intervals$ is a finite set of sub-component specifications each quantified by an interval and such that $\forall (aci_1, [n_1, n'_1]), (aci_2, [n_2, n'_2]) \in ACI$, it holds $aci_1 \neq aci_2$, and $[n_i, n'_i] \in Intervals$.

Given a component specification $cs = \langle (t, N, O, V), AD, ACI, [n, n'] \rangle$, let $aci(cs) = (t, N, O, V)$, $type(cs) = t$, $dependencies(cs) = AD$, and $children(cs) = \{aci \mid (aci, [n_1, n'_1]) \in ACI\}$. Moreover, given a set of component specifications CS , let $acis(CS)$ be the extension of $aci(cs)$ to sets of component specifications defined in the obvious way.

As for configurations, we require dependencies and children of a component to be disjoint. In order to make some of the forthcoming definitions easier, we allow dependencies to have constraints in the name, origin and version of components. Hence, we may have that the abstract component identifier occurring in a dependency specification is different from the one used in the abstract component of that type. The assumption in this case is that $\forall (t, n, o, v) \in children(cs)$. $\exists (t', n', o', v',) \in dependencies(cs). t = t'$.

Now we define configuration specification. In the definition (and in what follows) we will assume a partial order on abstract component identifiers defined as follows: \leq_{aci} be the least partial order on abstract component identifiers such that $(t_1, N_1, O_1, V_1) \leq_{aci} (t_2, N_2, O_2, V_2)$ if and only if $t_1 = t_2, N_1 \subseteq N_2, O_1 \subseteq O_2$ and $V_1 \subseteq V_2$.

Definition 6 (Configuration specification) A configuration specification is a set CS of component specifications such that:

1. $\forall cs_1, cs_2 \in CS$ it holds $type(cs_1) \neq type(cs_2)$;
2. $\forall cs \in CS$ it holds $children(cs) \subseteq acis(CS)$;
3. $\forall cs \in CS$ it holds $\forall aci \in dependencies(cs). \exists aci' \in acis(CS)$ s.t. $aci \leq_{aci} aci'$;
4. $\exists! cs \in CS$ s.t. $\forall cs' \in CS$ it holds $aci(cs) \notin children(cs')$;
5. $\forall cs \in C$ either $\exists cs'$ s.t. $aci(cs) \in children(cs')$ or $\exists! cs'$ s.t. $aci(cs) \in children(cs')$
6. $\forall \langle aci, AD, ACI, [n_1, n'_1] \rangle \in CS$ it holds $\boxplus \{[n_2, n'_2] \mid (aci, [n_2, n'_2]) \in ACI\} \subseteq [n_1, n'_1]$.

The CSG depicted in Figure 1 can be represented as follows. We have the following seven abstract component identifiers:

$$\begin{aligned}
aci_Psycho &= (Psycho, \{psyN \mid N \in \mathbb{N}\}, \{IMsk\}, \mathbb{N}) \\
aci_Bin &= (Bin, \{binN \mid N \in \mathbb{N}\}, \{IMsk\}, \mathbb{N}) \\
aci_PScr &= (PScr, Names, Origins, \mathbb{N}) \\
aci_CGLib &= (CGLib, Names, Origins, \mathbb{N}) \\
aci_App &= (App, \{psycho\}, \{IMsk\}, \mathbb{N}) \\
aci_MLib &= (MLib, \{mLib.so\}, \{IMsk\}, \mathbb{N}) \\
aci_GLib &= (GLib, \{gLib.so\}, \{IMsk\}, \mathbb{N})
\end{aligned}$$

that are used in the following representation of the configuration specification:

$$\begin{aligned}
CS_{Psycho} = \{ & \langle aci_Psycho, \emptyset, \{(aci_Bin, [1, 1]), (aci_PScr, [1, \infty]), (aci_CGLib, [0, \infty])\}, [2, \infty] \rangle, \\
& \langle aci_Bin, \emptyset, \{(aci_App, [1, 1]), (aci_MLib, [1, 1]), (aci_GLib, [1, 1])\}, [3, 3] \rangle, \\
& \langle aci_PScr, \{aci_PScr, aci_CGLib\}, \emptyset, [0, 0] \rangle, \\
& \langle aci_CGLib, \emptyset, \emptyset, [0, 0] \rangle, \\
& \langle aci_App, \emptyset, \emptyset, [0, 0] \rangle, \\
& \langle aci_MLib, \emptyset, \emptyset, [0, 0] \rangle, \\
& \langle aci_GLib, \emptyset, \emptyset, [0, 0] \rangle \}
\end{aligned}$$

4.2 A type discipline for configuration compliance checking

In this section we formalize the notion of compliance of a configuration with a certain specification. A configuration specification can be seen as a definition of a *type* for configurations, and the compliance of a configuration with respect a certain specification can be seen as a type checking process. The way in which we perform the type checking is based on a type inference relation and on a subtyping relation. The type inference will allow us to compute a minimal specification satisfied by a given configuration. The subtyping relation will be used to compare the inferred minimal specification with the given one. If the subtyping relation is defined for such two specifications, then the considered configuration is compliant with the given specification.

The type inference relation is based on a notion of unification of configuration specifications. Given a component identifier (t, n, o, v) , let $ci2aci((t, n, o, v)) = (t, \{n\}, \{o\}, \{v\})$ and $ci2aci(CI)$ be its extension to sets of component identifiers defined in the obvious way. Moreover, given two abstract component identifiers (t, N_1, O_1, V_1) and (t, N_2, O_2, V_2) , let $(t, N_1, O_1, V_1) \oplus (t, N_2, O_2, V_2) = (t, N_1 \cup N_2, O_1 \cup O_2, V_1 \cup V_2)$.

Definition 7 (Unification) *The unification operation \uplus on configuration specifications is defined as follows:*

$$\begin{aligned}
CS_1 \uplus CS_2 &= \{cs \mid cs \in CS_1 \wedge \nexists cs' \in CS_2. type(cs) = type(cs')\} \\
&\cup \{cs \mid cs \in CS_2 \wedge \nexists cs' \in CS_1. type(cs) = type(cs')\} \\
&\cup \{\langle aci_1 \oplus aci_2, AD_1 \uplus AD_2, ACI_1 \uplus ACI_2, [n_1 + n_2, n'_1 + n'_2] \rangle \\
&\quad \mid cs_i = \langle aci_i, AD_i, ACI_i, [n_i, n'_i] \rangle \in CS_i \wedge type(cs_1) = type(cs_2)\}
\end{aligned}$$

where the unification of abstract component dependencies is defined as

$$\begin{aligned}
AD_1 \uplus AD_2 &= \{aci_1 \mid aci_1 \in AD_1 \wedge \nexists aci_2 \in AD_2. type(aci_1) = type(aci_2)\} \\
&\cup \{aci_2 \mid aci_2 \in AD_2 \wedge \nexists aci_1 \in AD_1. type(aci_1) = type(aci_2)\} \\
&\cup \{aci_1 \oplus aci_2 \mid aci_i \in AD_i \wedge type(aci_1) = type(aci_2)\}
\end{aligned}$$

and the unification of abstract component children is defined as

$$\begin{aligned}
ACI_1 \uplus ACI_2 &= \{(aci_1, [0, n'_1]) \mid (aci_1, [n_1, n'_1]) \in ACI_1 \wedge \\
&\quad \nexists aci_2, n_2, n'_2. ((aci_2, [n_2, n'_2]) \in ACI_2 \wedge type(aci_1) = type(aci_2))\} \\
&\cup \{(aci_2, [0, n'_2]) \mid (aci_2, [n_2, n'_2]) \in ACI_2 \wedge \\
&\quad \nexists aci_1, n_1, n'_1. ((aci_1, [n_1, n'_1]) \in ACI_1 \wedge type(aci_1) = type(aci_2))\} \\
&\cup \{(aci_1 \oplus aci_2, [min(n_1, n_2), max(n'_1, n'_2)]) \\
&\quad \mid (aci_i, [n_i, n'_i]) \in ACI_i \wedge type(aci_1) = type(aci_2)\}
\end{aligned}$$

The unification operation takes two configuration specifications, which are sets of component specifications, and results into a single set of component specifications.

If a component specification occurs in one configuration and no components of the same type occurs in the other, then the component specification is part of the configuration unification. If components of

the same type occur in both configurations, a new component is built in the unification as follows: a) the name of the new component is a merge of the two component names, b) the dependences are the union of the dependences of the two components, c) the subcomponents of the new component result from the unification of the subcomponents, and d) the range of occurrences of the new component in the configuration unification is derived by the intervals of the component specifications.

The unification of abstract component dependencies simply makes the unions of the two sets by merging elements of the same type.

The unification of abstract component children proceeds analogously. When two children have the same type, the interval describing the possible number of components of that type, in the unification, must consider the minimum and the maximum between them.

Proposition 1 *Given two configuration specifications CS_1 and CS_2 , $CS_1 \uplus CS_2$ is a configuration specification.*

Now we define a type inference relation that gives the minimal specification satisfied by a given configuration.

Definition 8 (Type Inference) *The type inference relation $\vdash C : CS$ is the least relation on configurations and configuration specifications satisfying the following three rules:*

$$\frac{}{\vdash \langle ci, D, E \rangle : \{ \langle ci2aci(ci), ci2aci(D), \emptyset, [1, 1] \rangle \}}$$

$$\frac{ACIs = \{ (\oplus CI_t, [|CI_t|, |CI_t|]) \mid CI_t \in CI_{/\equiv_t} \}}{\vdash \langle ci, D, CI \rangle : \{ \langle ci2aci(ci), ci2aci(D), ACIs, [|CI|, |CI|] \rangle \}}$$

$$\frac{\vdash C_1 : CS_1 \quad \vdash C_2 : CS_2}{\vdash C_1 \cup C_2 : CS_1 \uplus CS_2}$$

where $CI_{/\equiv_t}$ is the quotient set of CI with respect to \equiv_t , namely a partition of CI corresponding to the set of all equivalence classes of \equiv_t , and where \equiv_t is the least equivalence on component identifiers such that $(t_1, n_1, o_1, v_1) \equiv_t (t_2, n_2, o_2, v_2)$ if and only if $t_1 = t_2$.

The first rule describes the configuration specification of a component without subcomponents. The second rule describes the specification of a component with subcomponents: all the subcomponents with the same type are described by a single component specification. The third rule simply says that the specification of a union of configurations is the unification of the specifications.

Let us consider again our running example Psycho. It is easy to see that for configurations C_{psy1} and C_{psy2} , both $\vdash C_{psy1} : CS_{psy1}$ and $\vdash C_{psy2} : CS_{psy2}$ hold. Let us show only CS_{psy2} (since CS_{psy1} is simpler), that is as follows

$$CS_{psy2} = \{$$

$$\langle aci_psy2, \emptyset, \{ (aci_bin2, [1, 1]), (aci_def.psc2 \oplus aci_my.psc2, [2, 2]), (aci_julib.so2, [1, 1]) \}, [4, 4] \rangle,$$

$$\langle aci_bin2, \emptyset, \{ (aci_psycho2, [1, 1]), (aci_mlib.so2, [1, 1]), (aci_glib.so2, [1, 1]) \}, [3, 3] \rangle,$$

$$\langle aci_def.psc2 \oplus aci_my.psc2, \{ aci_julib.so2 \}, \emptyset, [0, 0] \rangle,$$

$$\langle aci_julib.so2, \emptyset, \emptyset, [0, 0] \rangle,$$

$$\langle aci_psycho2, \emptyset, \emptyset, [0, 0] \rangle,$$

$$\langle aci_mlib.so2, \emptyset, \emptyset, [0, 0] \rangle,$$

$$\langle aci_glib.so2, \emptyset, \emptyset, [0, 0] \rangle$$

$$\}$$

in which aci_x stands for $ci2aci(ci_x)$ for any x .

Proposition 2 *Given a configuration C , there exists a unique configuration specification CS such that $\vdash C : CS$.*

Now we define a subtyping relation on configuration specifications.

Definition 9 (Subtyping) Let \leq_{cs} be the least partial order on component specifications such that $\langle aci_1, AD_1, ACI_1, [n_1, n'_1] \rangle \leq_{cs} \langle aci_2, AD_2, ACI_2, [n_2, n'_2] \rangle$ if and only if the following conditions hold:

- $aci_1 \leq_{aci} aci_2$;
- for all $aci' \in AD_1$ there exists $aci'' \in AD_2$ such that $aci' \leq_{aci} aci''$;
- for all $(aci', [n''_1, n'''_1]) \in ACI_1$ there exists $(aci'', [n''_2, n'''_2]) \in ACI_2$ such that $aci' \leq_{aci} aci''$ and $[n''_1, n'''_1] \subseteq [n''_2, n'''_2]$;
- $[n_1, n'_1] \subseteq [n_2, n'_2]$.

The subtyping relation \leq_{CS} on configuration specifications is the least partial order such that $CS_1 \leq_{CS} CS_2$ holds if and only if for all $cs_1 \in CS_1$ there exists $cs_2 \in CS_2$ such that $cs_1 \leq_{cs} cs_2$.

The subtyping relation essentially checks that every component of the smaller configuration specification is contained also in the bigger configuration specification, possibly with weaker constraints.

Definition 10 (Configuration compliant with a specification) A configuration C is compliant with a configuration specification CS if and only if there exists CS' such that $\vdash C : CS'$ and $CS' \leq_{CS} CS$.

If we consider again our running example Psycho, it is easy to see that, as expected, both configurations C_{psy1} and C_{psy2} are compliant with specification CS_{Psycho} . In fact, as already said both $\vdash C_{psy1} : CS_{psy1}$ and $\vdash C_{psy2} : CS_{psy2}$ hold. Moreover, both $CS_{psy1} \leq_{CS} CS_{Psycho}$ and $CS_{psy2} \leq_{CS} CS_{Psycho}$ hold.

A notion of compatibility between configurations can be defined in a way that is similar to the definition of subtyping between specifications. In this definition we assume backward compatibility for individual components. This means that a component associated with a certain version number is assumed to be compatible with previous versions of the same component.

Definition 11 (Compatible configurations) Let \sqsubseteq_{ci} be the least partial order on component identifiers such that $(t_1, n_1, o_1, v_1) \sqsubseteq_{ci} (t_2, n_2, o_2, v_2)$ holds if and only if $t_1 = t_2, n_1 = n_2, o_1 = o_2$ and $v_1 \leq v_2$.

Let \sqsubseteq_C be the least partial order on configurations such that for all $c_1 \in C_1$ there exists $c_2 \in C_2$ such that $ci(c_1) \sqsubseteq_{ci} ci(c_2)$.

Given a configuration specification CS , a configuration C_2 is compatible with configuration C_1 if and only if both C_1 and C_2 are compliant with CS , and $C_1 \sqsubseteq_C C_2$.

In the Psycho example we have that configuration C_{psy2} as expected is compatible with configuration C_{psy1} , since both configurations are compliant with CS_{Psycho} and $C_{psy1} \sqsubseteq_C C_{psy2}$ holds.

5 Conclusions

We have presented a model for software configuration management based on a UML notation and with a formal definition. UML is a well-established language to describe software system architectures, hence it naturally fits the domain of configuration management. The formal definition gives a solid mathematical foundation to the model and allows us to define a type discipline to check that a configuration is compliant with its specification.

A preliminary version [Mor06, CM06] of the model has been applied to several case studies of complex software systems which are representative of the scenarios described in subsection 2.1. These case studies include the *Spybot* anti-spyware utility (as an example of systems that need very frequent updates), the *Cygwin* unix-like environment for Windows (as an example of systems with huge and complex configuration trees) and the *Racer* multiplayer drive simulation game (as an example of systems that include lot of user-provided components).

The diffusion of open source software and the consequent possibility for many programmers to participate in the development of software systems makes the management of configurations a challenging issue. Moreover, open source software is often installed and managed by users themselves. In this context the need of flexible and reliable mechanisms for configuration management arises. Current solutions, such as

those used to manage linux distributions, are very centralized: users have to follow the evolution of the software components supported by the official repositories. In addition, they generally lack of guarantees of reliability based on some formal theory. We believe that the proposed model fulfills both the need of flexibility and reliability.

Future work might include the definition of a digital format for the representation of specifications and configuration, for instance based on XML/XMI. The development of a management library supporting operations such as compliance checking, compatibility checking, installation, uninstallation, update, and so on, can be based on such a definition.

References

- [Car96] L. Cardelli. Type systems. *ACM computer surveys* 28(1):263–264, 1996.
- [Cig01] G. Cignoni. Reporting on the Mod software process. In *Proc. of VIII European Workshop on Software Process Technology*. LNCS 2077, pp. 242–245. 2001.
- [CM06] G. Cignoni, M. Moroder. Un modello per la gestione delle configurazioni da parte dell’utente finale (A model for configuration management by final user). In *Proc. of Congresso AICA*. Pp. 177–186. 2006.
- [CW98] R. Conradi, B. Westfechtel. Version models for software configuration management. *ACM Computer Surveys* 30(2):232–282, 1998.
- [ELH⁺05] J. Estublier, D. Leblang, A. van der Hoek, R. Conradi, G. Clemm, W. Tichy, D. Wiborg-Weber. Impact of software engineering research on the practice of software configuration management. *ACM Transactions on Software Engineering and Methodology* 14(5):383–430, 2005.
- [IEE05] IEEE 828-2005 - Standard for Software Configuration Management Plans. Institute of Electrical and Electronics Engineers, 2005.
- [ISO08] ISO/IEC 12207:2008 - Systems and software engineering - Software life cycle processes. International Organization for Standardization, 2008.
- [Mor06] M. Moroder. Un modello di specifica delle configurazioni per l’aggiornamento e la compatibilità delle applicazioni (A model for configuration specification oriented to update and compatibility of applications). Master’s thesis, Università di Firenze, 2006.
- [PDC01] A. Parrish, B. Dixon, D. Cordes. A Conceptual Foundation for Component-Based Software Development. *Journal of Systems and Software* 57(3):193–200, 2001.
- [UML10] Unified Modeling Language Superstructure Version 2.3. Object Management Group, 2010.