

Light Meson Distribution Amplitudes

**R. Arthur^a, P.A. Boyle^a, D. Brömmel^b, M.A. Donnellan^d, J.M. Flynn^c, A. Jüttner^e,
H. Pedroso de Lima^c, T.D. Rae^{*c}, C.T. Sachrajda^c and B. Samways^c**

^a School of Physics and Astronomy, University of Edinburgh, Edinburgh EH9 3JH, UK

^b Institute for Advanced Simulation, Jülich Supercomputing Centre, Forschungszentrum Jülich GmbH, 52425 Jülich, Germany

^c School of Physics and Astronomy, University of Southampton, Southampton SO17 1BJ, UK

^d Deutsches Elektronen-Synchrotron DESY, 15738 Zeuthen, Germany

^e CERN, Physics Department, 1211 Geneva 23, Switzerland

E-mail: t.d.rae@phys.soton.ac.uk

We calculated the first two moments of the light-cone distribution amplitudes for the pseudoscalar mesons (π and K) and the longitudinally polarised vector mesons (ρ , K^* and ϕ) as part of the UKQCD and RBC collaborations' $N_f = 2 + 1$ domain-wall fermion phenomenology programme. These quantities were obtained with a good precision and, in particular, the expected effects of $SU(3)$ -flavour symmetry breaking were observed. Operators were renormalised non-perturbatively and extrapolations to the physical point were made, guided by leading order chiral perturbation theory. The main results presented are for two volumes, $16^3 \times 32$ and $24^3 \times 64$, with a common lattice spacing. Preliminary results for a lattice with a finer lattice spacing, $32^3 \times 64$, are discussed and a first look is taken at the use of twisted boundary conditions to extract distribution amplitudes.

*The XXVIII International Symposium on Lattice Field Theory, Lattice2010
June 14-19, 2010
Villasimius, Italy*

*Speaker.

1. Introduction

These proceedings will give our current values for the lowest moments of the leading twist meson distribution amplitudes (DAs) [1–3] on the previously analysed 24^3 and 16^3 ensembles, for which the results can be considered finalised. These will be presented in a forthcoming RBC/UKQCD paper [6]. Preliminary results for the finer 32^3 ensemble will then be presented, with a continuum extrapolation in mind. Finally a first look at the use of partially twisted boundary conditions for the extraction of distribution amplitudes will be presented.

The calculations were performed on lattices of sizes $16^3 \times 32 \times 16$ and $24^3 \times 64 \times 16$ with a common lattice spacing $a^{-1} = 1.733(25)\text{GeV}$ and $32^3 \times 64 \times 16$ with $a^{-1} = 2.2856(28)\text{GeV}$. The gauge field ensembles are drawn from joint RBC/UKQCD datasets using $N_f = 2 + 1$ flavours of domain wall fermions (DWF) and an IWASAKI gauge action. The last dimension, of length 16, for each lattice is the extra, 5th, dimension required to implement DWF. The light quark masses range from 0.005 to 0.03 (pion masses 331 MeV to 672 MeV) with a fixed strange quark mass, $am_s = 0.04$, for the 24^3 ensemble. For the 32^3 ensemble, the light quark mass ranges from 0.004 to 0.006 (pion masses 290 MeV to 420 MeV) with a unitary $am_s = 0.03$ and partially quenched $am_s = 0.025$ [4, 5].

Ensemble	am_q	Range	N_{meas}	t_{src} locations	Smearing
$16^3 \times 32$	0.005	900-4480	180	0,32,16	HL-HL
	0.01	800-3940	315	0,32	GL-GL
	0.02	1800-3580	90	0,32	HL-HL
	0.03	1260-3040	90	0,32	HL-HL
$24^3 \times 32$	0.01	500-3990	350	0,8,16,24	GL-GL
	0.02	500-3990	350	0,8,16,24	GL-GL
	0.03	4030-7600	358	0,16	GL-GL
$32^3 \times 32$	0.004	760-2410	86	0,16,32,48	LL-LL
	0.006	500-3240	82	0,16,32,48	LL-LL
	0.008	500-2960	61	0,16,32,48	LL-LL

Table 1: Parameters for the 3 datasets. N_{meas} is the number of measurements for each source position t_{src} . The total number of measurements is then $N_{\text{meas}} \times N_{\text{src}}$. In the smearing column XY-XY denotes the contraction of two quark propagators with X-type smearing at source and Y-type smearing at sink: G=Gaussian wavefunction, H=Hydrogen wavefunction, L=point.

2. Meson Distribution Amplitudes

Distribution amplitudes are introduced in the QCD description of hard exclusive processes. They encode the non-perturbative QCD effects that occur from factorisation and are important for form factors at large q^2 and also for B-decays. They are universal hadronic properties that do not depend on the process itself.

The leading twist DAs for pseudoscalar and vector mesons are defined via vacuum-to-meson

matrix elements of quark-antiquark light-cone operators

$$\langle 0 | \bar{q}(z) \gamma_\rho \gamma_5 \mathcal{P}(z, -z) q(-z) | \pi(p) \rangle \Big|_{z^2=0} \equiv f_\pi(i p_\rho) \int_0^1 du e^{i(u-\bar{u})p \cdot z} \phi_\pi(u, \mu), \quad (2.1)$$

$$\langle 0 | \bar{q}(z) \gamma_\mu \gamma_5 \mathcal{P}(z, -z) q(-z) | \rho(p; \lambda) \rangle \Big|_{z^2=0} \equiv f_\rho m_\rho p_\mu \frac{\mathcal{E}(\lambda) \cdot z}{p \cdot z} \int_0^1 du e^{i(u-\bar{u})p \cdot z} \phi_\rho^\parallel(u, \mu). \quad (2.2)$$

The path ordered exponential \mathcal{P} ensures gauge invariance and the DAs are normalised to one when integrated over the momentum fraction u carried by the quarks ($\bar{u} = 1 - u$). It is useful to parameterise the DAs via their moments,

$$\langle \xi^n \rangle_\pi(\mu) = \int_0^1 du \xi^n \phi_\pi(\xi, \mu) \quad (2.3)$$

where $\xi = u - \bar{u}$ is the difference between the momentum fractions.

These moments appear in matrix elements of local operators with n derivatives. The bare moments (denoted $\langle \xi^n \rangle^{\text{bare}}$ where $n = 1, 2$) are accessible on the lattice through ratios of two-point correlation functions. Taking the simplest example of the first moment pseudoscalar, for large Euclidean times t and $T - t$

$$R_{\{\rho\mu\};\nu}^P(t, p) \equiv \frac{\sum_x e^{ip \cdot x} \langle 0 | \mathcal{O}_{\{\rho\mu\}}(t, x) P^\dagger(0) | 0 \rangle}{\sum_x e^{ip \cdot x} \langle 0 | A_\nu(t, x) P^\dagger(0) | 0 \rangle} \stackrel{\text{Large } t}{\equiv} \frac{i p_\rho p_\mu \langle \xi^1 \rangle}{p_\nu} \quad (2.4)$$

$$R_{\{\rho\mu\nu\};\sigma}^P(t, p) \equiv \frac{\sum_x e^{ip \cdot x} \langle 0 | \mathcal{O}_{\{\rho\mu\nu\}}(t, x) P^\dagger(0) | 0 \rangle}{\sum_x e^{ip \cdot x} \langle 0 | A_\sigma(t, x) P^\dagger(0) | 0 \rangle} \stackrel{\text{Large } t}{\equiv} \frac{i p_\rho p_\mu p_\nu \langle \xi^2 \rangle}{p_\sigma} \quad (2.5)$$

where A and P are the axial and pseudoscalar quark bilinears. The operator with n derivatives is given by

$$\mathcal{O}_{\{\mu\mu_1 \dots \mu_n\}}(x, t) \equiv \bar{q}(x, t) \gamma_{\{\mu} \overleftrightarrow{D}_{\mu_1} \dots \overleftrightarrow{D}_{\mu_n\}} q'(x, t) \quad (2.6)$$

where the braces in the subscript indicate symmetrisation of the enclosed indices and subtraction of traces.

It is desirable to choose indices so that operator mixing is kept under control and so that there are as few non-zero momentum components as possible [6]. We obtain the first moment from $R_{\{\rho 4\};4}^P(t, p)$ (where the index 4 corresponds to the time direction) with $\rho = 1, 2$ or 3 and a single non-zero component of momentum, $|p_\rho| = 2\pi/L$. Similarly the second moment is extracted from $R_{\{\rho\mu 4\};4}^P(t, p)$ with at least two non-zero components of momentum, taking $\rho, \mu = 1, 2$ or 3 with $\rho \neq \mu$ and $|p_\rho| = |p_\mu| = 2\pi/L$. A similar method is used to extract moments for the polarised vector mesons.

3. $\langle \xi^1 \rangle$ Results

For the first moment of the kaon DA, chiral perturbation theory predicts that the extrapolation to the chiral limit is linear in $m_s - m_q$ [7]. Our data clearly shows the expected SU(3) symmetry breaking effects for all three ensembles. The bare results are plotted in Fig. 1 as a function of the mass of the light quark, where $m_s a = 0.04$ for the 16^3 and 24^3 ensembles and $m_s a = 0.03$ (triangular points, Fig. 1) and partially quenched $m_s a = 0.025$ (circular points, Fig. 1) for the 32^3 ensemble.

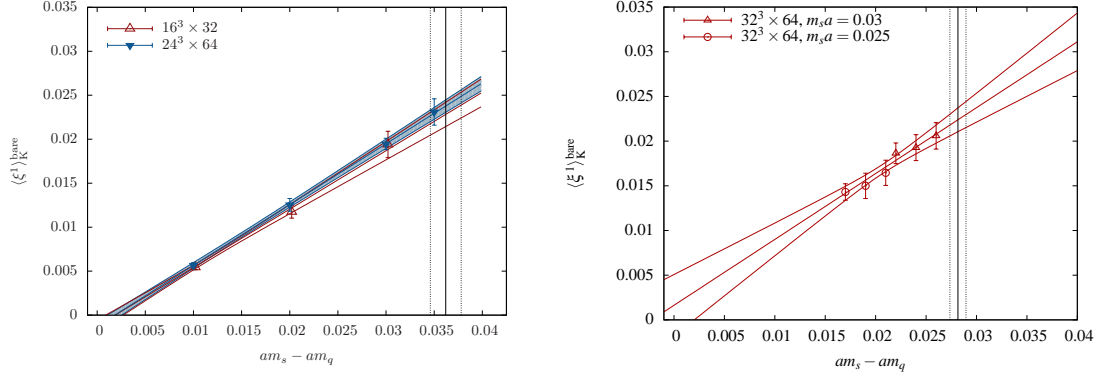


Figure 1: Linear extrapolation for the first moment K . The solid vertical lines mark the physical point and the dashed lines show the error on this point. The left hand plot is 16^3 and 24^3 and the right hand plot is 32^3 where the circular points are partially quenched.

We see a similar linear behaviour for $\langle \xi^1 \rangle_{K^*}$ and so perform the same extrapolation. For the K^* we see a hint of a finite volume effect, however, where there are results for both volumes at the same light-quark mass, they agree within statistical uncertainties. We extrapolate to the physical points $a(m_s - m_q) = 0.0362(16)$ (16^3 and 24^3) and $0.02816(80)$ (32^3) [4, 5] for both $\langle \xi^1 \rangle_K$ and $\langle \xi^1 \rangle_{K^*}$. The results are given in Table 2.

4. $\langle \xi^2 \rangle$ Results

For the second moments we have some guidance from chiral perturbation theory; that there should be no non-analytic dependence at 1 loop and we should fit linearly in m_π^2 [8]. We see no obvious dependence on the quark mass and so perform a linear extrapolation in m_l at a fixed simulated m_s . The bare results are plotted in Fig. 2. We evaluate the bare second moment values at the chiral limit and present these in Table 2. For the second moments we see no obvious indication of finite size effects.

	$\langle \xi^2 \rangle_\pi^{\text{bare}}$	$\langle \xi^1 \rangle_K^{\text{bare}}$	$\langle \xi^2 \rangle_K^{\text{bare}}$	$\langle \xi^1 \rangle_{K^*}^{\text{bare}}$	$\langle \xi^2 \rangle_{K^*}^{\text{bare}}$	$\langle \xi^2 \rangle_\rho^{\text{bare}}$	$\langle \xi^2 \rangle_\phi^{\text{bare}}$
16^3	0.112(5)	0.0228(14)(11)	0.112(4)	0.02443(96)(107)	0.110(6)	0.109(10)	0.107(5)
24^3	0.125(7)	0.02377(71)(100)	0.117(5)	0.0281(13)(14)	0.118(7)	0.118(7)	0.107(4)
32^3	0.17(2)	0.022(1)(1)	0.14(1)	0.034(2)(1)	0.12(2)	0.15(3)	0.12(1)

Table 2: Results for the bare values of moments of the distribution amplitudes. The errors are statistical and (for the first moment) due to the uncertainty in the physical point for the chiral extrapolation. Note that bare results at different lattice spacings should not be compared directly (as the renormalisation constants depend on the lattice spacing).

5. Renormalisation of results

We use the Rome-Southampton RI'/MOM scheme to renormalise the relevant operators non-perturbatively [3, 6, 9]. Multiplying the bare moments by the renormalisation factors, we obtain

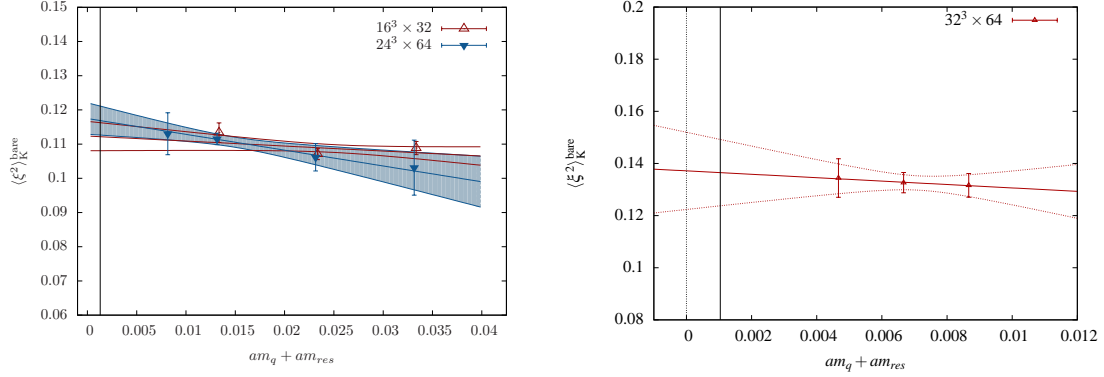


Figure 2: Linear extrapolation for the second moment for the K meson. The solid vertical lines mark the physical point. The Left hand plot is 16^3 and 24^3 and the right hand plot is 32^3 using the unitary strange quark mass.

the renormalised results in $\overline{\text{MS}}$ at $\mu = 2$ GeV. It should be noted that the 16^3 and 24^3 lattices have different renormalisation factors to the 32^3 .

The 16^3 and 24^3 results agree with the 32^3 results within or just beyond 1σ (apart from the K^* first moment). We estimate a formal discretisation error, of $O(a^2\Lambda_{QCD}^2)$ corresponding to $\sim 4\%$ ($\sim 2\%$) for the 16^3 and 24^3 (32^3) ensembles from the $O(a)$ -improved DWF action and operators, which is included in Table 3. The 32^3 results are preliminary and further work will be done to confirm its values and errors. Following this, a continuum extrapolation will be made to better estimate any discretisation effects.

	$\langle \xi^2 \rangle_\pi$	$\langle \xi^1 \rangle_K$	$\langle \xi^2 \rangle_K$	$\langle \xi^1 \rangle_{K^*}$	$\langle \xi^2 \rangle_{K^*}$	$\langle \xi^2 \rangle_\rho$	$\langle \xi^2 \rangle_\phi$
16^3	0.25(1)(2)	0.035(2)(2)	0.25(1)(2)	0.037(1)(2)	0.25(1)(2)	0.25(2)(1)	0.24(1)(1)
24^3	0.28(1)(2)	0.036(1)(2)	0.26(1)(2)	0.043(2)(3)	0.25(2)(1)	0.27(1)(2)	0.25(2)(1)
32^3	0.36(5)(2)	0.034(2)(2)	0.30(3)(2)	0.052(3)(3)	0.26(4)(2)	0.32(8)(2)	0.26(2)(2)

Table 3: Results for the renormalised values of the distribution amplitudes in $\overline{\text{MS}}$ at $\mu = 2$ GeV. The first error is statistical and the second includes systematic errors from m_s , discretisation and renormalisation.

6. Partially twisted boundary conditions

We used the Z4PSs4 and Z4PSs3 datasets from the RBC/UKQCD $K \rightarrow \pi$ form factor runs, where the naming convention is as follows: spin-diluted $\mathbb{Z}(2) \times \mathbb{Z}(2)$ noise source and point sink with strange quark mass $am_s = 0.04$ and $am_s = 0.03$ respectively. Both sets have $am_q = 0.005$ and consist of 1180 measurements [10]. The gauge field configurations are generated through combining sea quarks obeying periodic boundary conditions with valence quarks that have twisted boundary conditions [11]. The valence quarks therefore satisfy

$$\psi(x_k + L) = e^{i\theta_k} \psi(x_k), \quad k = 1, 2, 3, \quad (6.1)$$

where ψ is either a strange quark or one of the light quarks.

We calculate the correlation functions on these datasets with zero fourier momentum and we look at cases where only one of the valence quarks is twisted. Therefore the kaon's momentum is induced purely by the twist angle of the valence quark. The twist angle is only along one of the spatial directions, which is changed regularly in order to reduce correlations. The twist angles used for this analysis are $\theta_l = 1.600$ for the light quark for both strange quark masses and $\theta_s = 2.5087(2.7944)$ for $am_s = 0.03(0.04)$ [10]. The momentum of the meson is then, $\mathbf{p} = \theta/L$.

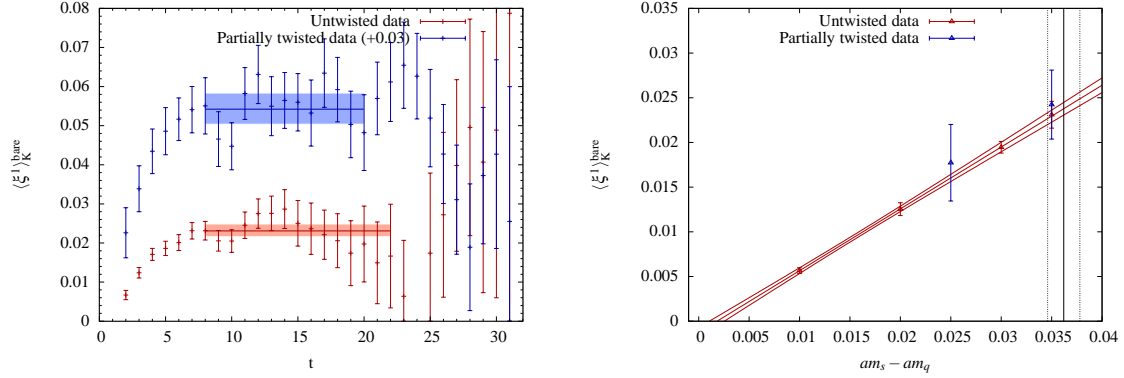


Figure 3: Comparison of using twisted boundary conditions to induce momentum with just using the Fourier momentum alone, for the kaon first moment, 24^3 . The partially twisted data shown on the left hand plot is for the 0.04 mass strange quark, for which the data-points have been shifted by $(+0.03)$ in the y-direction. The partially twisted data on the right hand plot shows the results for both the 0.04 and 0.03 mass strange quark.

Fig. 3 compares the partially twisted data with the untwisted data presented earlier in this paper. We see that the results agree well and that using twisted boundary conditions to extract the moments of PDAs (at least for the kaon first moment) is possible. It should be noted that we only show the cases where the strange quark is twisted. The signal where we twist the light quark is too weak to allow a fit. The ratio from which we extract the first moment, see Eq 2.4, is proportional to the momentum and hence the twist angle. The twist is small for the light quark and leads to a poor signal for the first moment.

7. Summary

We have computed the lowest two non-vanishing moments of the distribution amplitudes for the π , K , K^* , ρ and ϕ mesons, using non-perturbative renormalisation, for two ensembles with a common lattice spacing but with different volumes and also for a third ensemble with a finer lattice spacing. The renormalised results are presented in Table 3. We do not see any finite size effects within errors. The 32^3 results are preliminary and a further investigation will be done to confirm its values and errors. We have shown promising results for the extraction of the kaon's first moment using partially twisted boundary conditions.

8. Acknowledgements

The calculations reported here used the QCDOC computers at Edinburgh University, Columbia University and Brookhaven National Laboratory (BNL). We thank the University of Southampton

for access to the Iridis computer system used in the calculation of the non-perturbative renormalisation factors and also in extending the QCDOC pda runs for the 0.008 and 0.006 strange quark masses on the 32^3 ensemble. DB, MAD, JMF, AJ, TDR, CTCS and BS acknowledge support from STFC Grant ST/G000557/1 and from EU contract MRTN-CT-2006-035482 (Flavianet); RA and PAB from STFC grant ST/G000522/1; PAB from an RCUK Fellowship.

References

- [1] UKQCD Collaboration, P. A. Boyle *et al.*, *A Lattice Computation of the First Moment of the Kaon's Distribution Amplitude*, *Phys. Lett.* **B641** (2006) 67–74 [hep-lat/0607018].
- [2] UKQCD and RBC Collaboration, M. Donnellan *et al.*, *Lattice Results for Vector Meson Couplings and Parton Distribution Amplitudes*, PoS (LAT2007) 369, [arXiv:0710.0869 [hep-lat]].
- [3] UKQCD and RBC Collaboration, P. A. Boyle *et al.*, *Parton Distribution Amplitudes and Non-Perturbative Renormalisation*, PoS (LAT2008) 165, [arXiv:0810.1669 [hep-lat]].
- [4] RBC-UKQCD Collaboration, C. Allton *et al.*, *Physical Results from 2+1 Flavor Domain Wall QCD and SU(2) Chiral Perturbation Theory*, *Phys. Rev.* **D78** (2008) 114509 [hep-lat/0804.0473].
- [5] RBC-UKQCD Collaboration, Y. Aoki *et al.*, *Continuum Limit Physics from 2+1 Flavor Domain Wall QCD*, *In Preparation*.
- [6] RBC-UKQCD Collaboration, R. Arthur *et al.*, *Lattice Results for Low Moments of Light Meson Distribution Amplitudes*, *In Preparation*.
- [7] J. W. Chen and I. W. Stewart, *Model independent results for SU(3) violation in light-cone distribution functions*, *Phys. Rev. Lett.* **92** (2004) 202001 [hep-ph/0311285].
- [8] J. W. Chen *et al.*, *Model-independent results for SU(3) violation in twist-3 light-cone distribution functions*, *Phys. Rev.* **D73** (2006) 054010 [hep-ph/0511036].
- [9] G. Martinelli *et al.*, *A General method for nonperturbative renormalization of lattice operators*, *Nucl. Phys.* **B445** (1995) 81–108 [hep-lat/9411010].
- [10] UKQCD and RBC Collaboration, P. A. Boyle *et al.*, *K- \rightarrow π form factors with reduced model dependence*, (2010) [arXiv:1004.0886 [hep-lat]].
- [11] C. T. Sachrajda *et al.*, *Twisted boundary conditions in lattice simulations*, *Phys. Lett.* **B609** (2005) 73–85 [hep-lat/0411033].