

Rapidity long range correlations, parton percolation and color glass condensate.

I. Bautista[†], J. Dias de Deus^{*} and C. Pajares[†]

^{*}*CENTRA, Departamento de Física, IST, Av. Rovisco Pais, 1049-001 Lisboa, Portugal*

[†]*IGFAE and Departamento de Física de Partículas, Univ. of Santiago de Compostela, 15782, Santiago de Compostela, Spain*

Abstract. The similarities between string percolation and Glasma results are emphasized, special attention being paid to rapidity long range correlations, ridge structure and elliptic flow. As the string density of high multiplicity pp collisions at LHC energies has similar value as the corresponding to $Au-Au$ semi-central collisions at RHIC we also expect in pp collisions long rapidity correlations and ridge structure, extended more than 8 units in rapidity.

Keywords: Long range correlations, percolation of strings, Color Glass Condensate.¹

PACS: 21.65.Qr

The mechanisms of parton saturation, string fusion and percolation have been quite successful in describing the basic facts, obtained mostly at RHIC, of the physics of QCD matter at high density. Here we would like to emphasize the similarities between both approaches string percolation [1][2] and color glass condensate (CGC) or glasma [3][4] and to show some predictions on rapidity long range correlations ridge structures [5][6][7][8], width of the normalized multiplicity distributions and elliptic flow [9].

In string percolation the relevant parameter is the transverse string density η , $\eta \equiv N_s \pi r_0^2 / \pi R^2$ where N_s is the number of strings, πr_0^2 the radial size of a single string and πR^2 the transverse size of the collision. η behaves like $N_{part}^{2/3}$ and s^Δ . String percolation leads to reduction of particle density at mid-rapidity, and because of energy-momentum conservation, to an increase of the rapidity length of the effective strings. The basic formulae are, for particle density and for $\langle p_T^2 \rangle$

$$\frac{dn}{dy} = F(\eta) N^s \mu \text{ and } \langle p_T^2 \rangle = \langle p_T^2 \rangle_1 / F(\eta) \quad (1)$$

where $F(\eta)$ is the color reduction factor, $F(\eta) \equiv \sqrt{(1 - e^{-\eta})/\eta}$, and μ and $\langle p_T^2 \rangle_1$ are the particle density and the averaged transverse momentum squared of the single string ($\langle p_T^2 \rangle_1 r_0^2 \simeq \frac{1}{4}$), $\frac{1}{F(\eta)}$ or more specifically in the large η limit, $\sqrt{\eta}$, plays the role of the saturation scale of CGC. Indeed, from (1), the transverse size

correlation is $r_0^2 F(\eta)$ and $1/Q_s^2$ the corresponding one in CGC.

As far as color electric field is concerned the effective strings can be identified with the flux tubes of the Glasma picture. In fact the area occupied by the strings divided by the area of the effective string gives the number of effective strings [5][6],

$$\langle N \rangle = \frac{(1 - e^{-\eta}) R^2}{F(\eta) r_0^2} = (1 - e^{-\eta})^{1/2} \sqrt{\eta} (R/r_0)^2 \quad (2)$$

which in the high density limit is equivalent to $Q_s^2 R^2$ the number of flux tubes of the Glasma.

In the process of fusion of strings one has to take care of the energy momentum conservation, which implies an increase in the length in rapidity of the string, thus the length of a cluster of N_s strings is given by

$$\Delta y_{N^s} = \Delta y_1 + 2 \ln N^s \quad (3)$$

One further notes that overall conservation of energy/momentum regimes for the number of strings to behave as

$$N^s \simeq s^\lambda \simeq e^{2\lambda Y} \quad (4)$$

where Y is the beam rapidity, $Y = \ln(\sqrt{s}/m)$ and $\lambda = 2/7$. Therefore

$$\Delta y_{N^s} \simeq 2\lambda \Delta Y \quad (5)$$

As in the CGC the length in rapidity of the classical fields is $1/\alpha_s(Q_s^2)$ and as the saturation scale is power behaved in Y , we end up in a formula of the kind of (5). Therefore longitudinal extension of the cluster of strings in string percolation as in the CGC, increases with energy as $\log(s)$, giving rise to long range rapidity correlations, even for pp at LHC. Notice that the transverse

¹ Presented at the conference Quark Confinement and hadron spectrum IX.

string density for pp and AA collisions are related by $\eta_{AA} = \eta_{pp} N_A^{2/3}$. Comparing AA collisions at RHIC with pp collisions at LHC, the factor $N_A^{2/3}$ can be balanced with the larger energy of LHC and the selection of high multiplicity pp collisions. In fig 1. we show our predictions for the parameter b , $b = (\langle n_F n_B \rangle - \langle n_F \rangle \langle n_B \rangle) / (\langle n_F^2 \rangle - \langle n_F \rangle^2)$ as a function of the rapidity gap $\Delta\eta$, for pp at LHC energies, and for a forward on rapidity bins of 0.2. We observe large rapidity correlations, covering 8 units of rapidity. this long range rapidity correlations has to do with the ridge structure observed at RHIC for $A - A$ collisions [5][10]. In fact, the quantity measured, $\Delta\rho / \sqrt{\rho_{ref}}$ is the density of particles correlated with a particle emitted at zero rapidity. The quantity $\Delta\rho$ is the difference in densities between single events and mixed events, ρ_{ref} coming from mixed samples. It has been shown that [7]

$$\frac{\Delta\rho}{\sqrt{\rho_{ref}}} = R \frac{dn}{dy} F(\phi) \quad (6)$$

where $F(\phi)$ describes the azimuthal dependence taken from an independent model, and R is the normalized 2-particle correlation given by

$$\begin{aligned} R &\equiv \frac{\langle n^2 \rangle - \langle n \rangle^2 - \langle n \rangle}{\langle n \rangle^2} \\ &= \frac{\langle N^2 \rangle - \langle N \rangle^2}{\langle N \rangle^2} = \frac{1}{k} \end{aligned} \quad (7)$$

being $1/k$ the normalized fluctuations of the number of effective strings (color flux tube in the Glasma) distribution. If the particle distribution is negative binomial with a NB parameter k_{NB} as in string percolation or in glasma, then $k \equiv k_{NB}$.

In the low density regime the particle density is essentially Poisson and we have

$$\eta \rightarrow 0, k \rightarrow \infty \quad (8)$$

In the large η , large $\langle N \rangle$ limit, if one assumes that the N-effective behave like a single string, with $\langle N^2 \rangle - \langle N \rangle^2 \simeq \langle N \rangle$, one obtains

$$\eta \rightarrow \infty, k \rightarrow \langle N \rangle \rightarrow \infty \quad (9)$$

An important consequence of (7) and (9), if one assumes that the effective strings in the high energy limit emit particles as independent sources, is that k_1 for the single effective string is given by

$$k_1 \equiv \frac{k}{\langle N \rangle} \simeq 1 \quad (10)$$

corresponding to Bose-Einstein distribution. That behaviour was predicted out before in the Glasma [6], as

an amplification of the intensity of multiple emitted gluons.

A parametrization for k satisfying (8) and (9) is

$$k \simeq \frac{\langle N \rangle}{(1 - e^{-\eta})^{3/2}} \quad (11)$$

(In the CGC, $k = \langle N \rangle$, being implicit that the relation only works for the high density regime). Then

$$R \frac{dn}{dy} = \frac{1}{k} \frac{dn}{dy} = (1 - e^{(-\eta)})^{3/2} \mu \quad (12)$$

On the other hand as

$$\frac{1}{k} \frac{dn}{dy} = \frac{1}{\frac{1}{b} - 1} \quad (13)$$

the range in rapidity of the correlation observed in b , is the same of the rapidity range of the ridge structure. In this way, it was predicted at LHC a ridge structure for high multiplicity pp collisions [5][9][10], extended 8 units of rapidity. The CMS collaboration has reported recently such ridge structure [11].

From (7), $1/k$ is the width of the distribution $\langle n \rangle P_n$ as a function of $n / \langle n \rangle$. The curve k as a function of η shows a minimum at $\eta \simeq 1.2$. At low density we have k decreasing with η and a larger density we have k increasing with η . This change of behavior of k can be reached for pp at the highest energy of LHC and therefore the distribution $\langle n \rangle P_n$ will start to be narrower [10].

Finally, let us mention that string percolation describes rightly the observed elliptic flow, and its dependence on p_T , rapidity and centrality [9]. In percolation are obtained close analytical expressions for a $v_2(p_T)$. For instance for the p_T integrated elliptic flow v_2 we obtain [9]

$$v_2 \equiv \frac{e^{-\eta} - F(\eta)^2}{2F(\eta)^3} \frac{R}{R-1} \frac{2}{\pi} \int_0^{\pi/2} \cos(2\varphi) \left(\frac{R_\varphi}{R}\right)^2 \quad (14)$$

where

$$R_\varphi = R \frac{\sin(\varphi - \alpha)}{\sin\varphi} \quad (15)$$

$$\alpha = \sin^{-1}(\beta \sin\varphi) \quad (16)$$

and $\beta = \frac{b}{2R}$, being b the impact parameter. In fig 2 we compare our results for $Au - Au$ collisions at $\sqrt{s} = 200$ GeV, for $N_{part} = 211$ with the experimental data for the full range of pseudorapidity η . In fig. 3 we show our prediction for $Pb - Pb$ collision at $\sqrt{s} = 5.5$ TeV.

Summarizing up, string percolation and glasma, which have been quite successful in describing the basic experimental facts obtained at RHIC, give defined predictions for LHC energies on rapidity long range correlations,

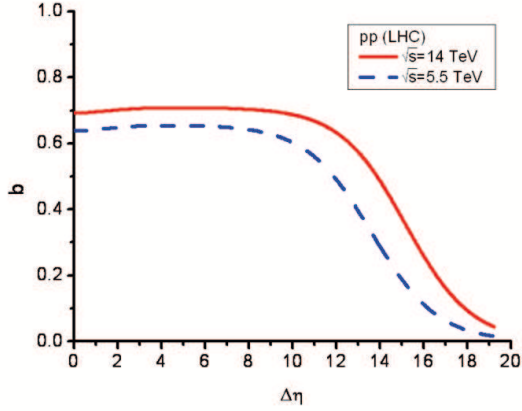


FIGURE 1. The normalized forward-backward dispersion b as a function of the rapidity gap, $\Delta\eta$, between the forward and backward bins, for pp collisions. The bins are of 0.2 units of rapidity. Solid line, $\sqrt{s} = 14$ TeV, dashed line $\sqrt{s} = 7$ TeV.

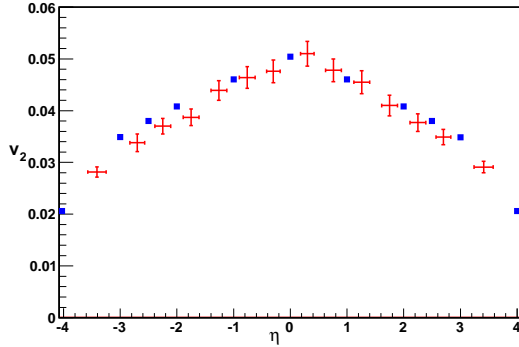


FIGURE 2. v_2 as a function of pseudorapidity for $N_{part} = 211$ in Au-Au collisions at $\sqrt{s} = 200$ GeV. Dots are our results, and the data is taken from reference [12].

ridge structure and on the width of the $\langle n \rangle P_n$ distributions.

Such predictions, which are valid not only for AA collisions but also for pp high multiplicity collisions, if confirmed by the experimental data, can help to establish the existence of a highly coherent state formed of strong color field extended several units of rapidity.

ACKNOWLEDGMENTS

C. P. thanks the organizers for the nice meeting. This work is under the project FPA2008-01177 of Spain and the Xunta de Galicia. J.D.D. thanks the support of the FCT/Portugal project PPCDT/FIS/575682004.

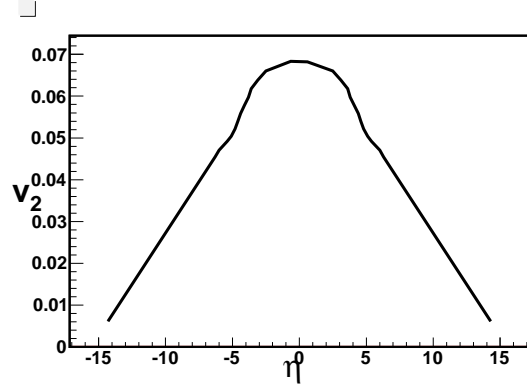


FIGURE 3. v_2 as a function of pseudorapidity for central $Pb-Pb$ collisions at $\sqrt{s} = 5.5$ TeV.

REFERENCES

1. N. Armesto, M. A. Braun, E. G. Ferreiro and C. Pajares, Phys. Rev. Lett. **77** (1996) 3736 M. Nardi and H. Satz, Phys. Lett. B **442**, 14 (1998)
2. J. Dias de Deus, E. G. Ferreiro, C. Pajares and R. Ugoccioni, Eur. Phys. J. C **40**, 229 (2005) C. Pajares, Eur. Phys. J. C **43**, 9 (2005)
3. L. D. McLerran and R. Venugopalan, Phys. Rev. D **49**, 3352 (1994)
4. T. Lappi and L. McLerran, Nucl. Phys. A **772**, 200 (2006)
5. P. Brogueira, J. Dias de Deus and C. Pajares, Phys. Lett. B **675**, 308 (2009)
6. N. Armesto, L. McLerran and C. Pajares, Nucl. Phys. A **781**, 201 (2007) Y. V. Kovchegov, E. Levin and L. D. McLerran, Phys. Rev. C **63**, 024903 (2001) K. Dusling, F. Gelis, T. Lappi and R. Venugopalan, Nucl. Phys. A **836**, 159 (2010)
7. F. Gelis, T. Lappi and L. McLerran, Nucl. Phys. A **828** (2009) 149 S. Gavin, L. McLerran and G. Moschelli, Phys. Rev. C **79**, 051902 (2009) G. Moschelli, S. Gavin and L. McLerran, Eur. Phys. J. C **62**, 277 (2009).
8. K. Aamodt *et al.* [ALICE Collaboration], Eur. Phys. J. C **65**, 111 (2010)
9. I. Bautista, L. Cunqueiro, J. D. de Deus and C. Pajares, J. Phys. G **37**, 015103 (2010) I. Bautista, C. Pajares and J. D. de Deus, Phys. Lett. B **693**, 362 (2010) M. A. Braun and C. Pajares, arXiv:1008.0245 [hep-ph].
10. C. Pajares, arXiv:1007.3610 [hep-ph].
11. J. D. de Deus and C. Pajares, arXiv:1011.1099 [hep-ph]. Submitted to Phys Lett B.
12. CMS collaboration arXiv 1009.4122 hep-ex
13. B. B. Back *et al.* [PHOBOS Collaboration], Phys. Rev. C **72**, 051901 (2005) B. B. Back *et al.* [PHOBOS Collaboration], Phys. Rev. Lett. **97**, 012301 (2006)