

Analysis of stochastic time series in the presence of strong measurement noise

B. Lehle¹

¹*Hohewartstr. 44, D-70469 Stuttgart, Germany*

A new approach for the analysis of Langevin-type stochastic processes in the presence of strong measurement noise is presented. For the case of Gaussian distributed, exponentially correlated measurement noise it is possible to extract the strength and the correlation time of the noise as well as polynomial approximations of the drift and diffusion functions from the underlying Langevin equation.

PACS numbers: 05.40.Ca, 02.50.Ey

Keywords: Measurement noise, Stochastic processes

I. INTRODUCTION

In the last years there has been significant progress in the analysis and characterization of the dynamics of processes underlying the time series of complex dynamical systems [1–3].

If the temporal evolution of a quantity X_t can be described by a Langevin equation, it is possible to extract drift and diffusion functions of the underlying stochastic process from a given time series. This can be done because the moments of the conditional probability densities of $X_{t+\tau}|_{X_t=x}$ can be related to these functions.

Since this approach was introduced [3–8] it has been successfully carried out in a broad range of fields. For example for data from financial markets [9], traffic flow [10], chaotic electrical circuits [11, 12], human heart beat [13], climate indices [14, 15], turbulent fluid dynamics [16], and for electroencephalographic data from epilepsy patients [17, 18].

Real-world data, however, also give rise to some problems. One of them is, that experimental data are only given with a finite sampling rate. So methods had to be proposed to deal with the effects arising from this fact [19–21].

Another problem is the virtually unavoidable measurement noise [1, 21–23]. In the presence of measurement noise Y_t the values of X_t or any of its probability densities are no longer accessible, but only $X_t^* = X_t + Y_t$ and *its* density distributions.

Recently an approach has been presented which allows the estimation of drift and diffusion functions in the presence of strong delta-correlated, Gaussian noise [24, 25]. Starting with initial estimates for the noise strength and the drift and diffusion functions a functional of these unknowns is iteratively minimized.

The aim of this paper is to introduce an alternative approach to the treatment of strong measurement noise. This approach is able to deal also with exponentially correlated, Gaussian noise. The basic idea is, not to look at the conditional moments in the first place but at the joint probability density $\rho(x_1, x_2, \tau)$ of pairs $(X_t, X_{t+\tau})$. If the measurement noise is independent of X_t , then $(X_t, X_{t+\tau})$ and $(Y_t, Y_{t+\tau})$ are independent random variables and the joint probability density $\rho^*(x_1, x_2, \tau)$ of their sum $(X_t^*, X_{t+\tau}^*)$ is given by the convolution of ρ and ρ_Y , where $\rho_Y(x_1, x_2, \tau)$ is the joint probability density of $(Y_t, Y_{t+\tau})$.

The noise is assumed to be Gaussian and the Gauss function has some special properties with regard to convolution

and Fourier transform. This makes it possible to extract the noise parameters from the moments of ρ^* . Furthermore the abovementioned relation between the conditional moments and the unknown functions can be transformed into a relation in Fourier space. This allows polynomial approximations of the drift and diffusion functions to be extracted using purely algebraic relations between quantities that can be calculated directly from a given, noisy time series.

This paper is organized as follows: Section II is devoted to the noise-free stochastic process, the definition of its joint probability density and expressions for the moments of this density in terms of a Taylor-Itô expansion. Section III provides the properties of the measurement noise under consideration and in section IV expressions for the moments of a noisy process will be derived. In section V these expressions will be used to extract the parameters of the measurement noise and in section VI to extract polynomial approximations for drift and diffusion functions. Finally in section VII the results are applied to some synthetic time series. The used properties of the Gauss function and further computational details are given in appendices A to C.

II. STOCHASTIC PROCESS

Let X_t be a stochastic process that can be described by a time-independent Itô Langevin equation

$$dX_t = D^{(1)}(X_t)dt + \sqrt{D^{(2)}(X_t)}dW_t, \quad (1)$$

where $D^{(1)}$ and $D^{(2)}$ are the Kramers-Moyal coefficients of the corresponding Fokker-Planck equation and dW is the increment of a standard Wiener process ($\langle dW dW \rangle = dt$).

The above equation cannot be solved analytically in general. To get finite-time step approximations for the temporal evolution of X_t , a Taylor-Itô expansion can be applied.

$$X_{t+\tau} = X_t + h(X_t, \tau) + R \quad (2)$$

The function h contains the expansion terms and R is a remainder that will be dropped when using the approximation. The above equation allows the numerical integration of Eq. (1) but will not be needed in the following. What will be needed are approximations for the first and second moment of

$$X_{t+\tau} - X_t.$$

$$\langle (X_{t+\tau} - X_t)|_{X_t=x} \rangle = h_1(x, \tau) + R_1 \quad (3a)$$

$$\langle (X_{t+\tau} - X_t)^2|_{X_t=x} \rangle = h_2(x, \tau) + R_2 \quad (3b)$$

A Taylor-Itô expansion also provides expressions for these moments. For an expansion of order k the functions h_1 and h_2 are polynomials of order k in τ (without a constant part) and the remainders R_1 and R_2 are of order τ^{k+1} .

$$h_1(x, \tau) = c_1(x)\tau + \dots + c_k(x)\tau^k \quad (4a)$$

$$h_2(x, \tau) = d_1(x)\tau + \dots + d_k(x)\tau^k \quad (4b)$$

The polynomial coefficients generally are functions of $D^{(1)}$ and $D^{(2)}$ and their derivatives. The first order approximations that will be used later are given by

$$h_1(x, \tau) = D^{(1)}(x)\tau \quad (5a)$$

$$h_2(x, \tau) = D^{(2)}(x)\tau. \quad (5b)$$

A detailed description of the Taylor-Itô expansion and its moments can be found in [26].

The probability density of X_t and the joint probability density of $(X_t, X_{t+\tau})$ are formally given by

$$\rho(x_1) = \lim_{T \rightarrow \infty} \frac{1}{T} \int_0^T \delta(X_t - x_1) dt \quad (6a)$$

$$\begin{aligned} \rho(x_1, x_2, \tau) &= \lim_{T \rightarrow \infty} \frac{1}{T} \int_0^T \delta(X_t - x_1) \\ &\quad \times \delta(X_{t+\tau} - x_2) dt. \end{aligned} \quad (6b)$$

Let the conditioned moments m_j be defined as

$$m_j(x_1, \tau) = \int_{-\infty}^{\infty} (x_2 - x_1)^j \rho(x_1, x_2, \tau) dx_2. \quad (7)$$

(These moments are not to be confused with the conditional moments which usually are defined as m_j/m_0). Inserting Eq. (6b) the moments can be expressed as

$$\begin{aligned} m_j(x_1, \tau) &= \lim_{T \rightarrow \infty} \frac{1}{T} \int_0^T \delta(X_t - x_1) \\ &\quad \times (X_{t+\tau} - x_1)^j dt. \end{aligned} \quad (8)$$

Using

$$\begin{aligned} \lim_{T \rightarrow \infty} \frac{1}{T} \int_0^T \delta(X_t - x_1) f(X_t) dt = \\ \langle f(X_t)|_{X_t=x_1} \rangle \rho(x_1) \end{aligned} \quad (9)$$

leads to

$$m_j(x_1, \tau) = \langle (X_{t+\tau} - X_t)^j|_{X_t=x_1} \rangle \rho(x_1) \quad (10)$$

Inserting Eqs. (3) and omitting the remainders the final approximations of the moments up to order two are therefore given by

$$m_0(x_1) = \rho(x_1) \quad (11a)$$

$$m_1(x_1, \tau) = h_1(x_1, \tau) m_0(x_1) \quad (11b)$$

$$m_2(x_1, \tau) = h_2(x_1, \tau) m_0(x_1) \quad (11c)$$

These are the equations that establish the relation between the observable quantities m_j and the unknown coefficients contained in h_1 and h_2 within the precision of the chosen Taylor-Itô expansion.

In the absence of noise Eqs. (11) can directly be used to determine $D^{(1)}$ and $D^{(2)}$. If e.g. the above mentioned first order scheme was chosen, the equations read

$$\frac{m_1(x_1, \tau)}{m_0(x_1)} = \tau D^{(1)}(x_1) + O(\tau^2)$$

$$\frac{m_2(x_1, \tau)}{m_0(x_1)} = \tau D^{(2)}(x_1) + O(\tau^2).$$

III. MEASUREMENT NOISE

Let Y_t be exponentially correlated Gaussian noise as produced by an Ornstein-Uhlenbeck process.

$$dY_t = -aY_t dt + b dW_t \quad (12)$$

This equation can be solved analytically (see e.g. [27]). The probability densities of Y_t can be expressed either in terms of a and b or, equivalently, in terms of the ‘macroscopic’ parameters T (characteristic time scale) and σ^2 (variance) with

$$T = \frac{1}{a} \quad \text{and} \quad \sigma^2 = \frac{b^2}{2a}. \quad (13)$$

The unconditioned distribution of Y_t will be denoted by K because it will serve as a convolution kernel later. It is given by

$$K(x) = \frac{1}{\sqrt{2\pi\sigma^2}} e^{-\frac{1}{2}\left(\frac{x}{\sigma}\right)^2}. \quad (14)$$

The joint probability density of $(Y_t, Y_{t+\tau})$ can then be expressed as

$$\rho_Y(x_1, x_2, \tau) = K(x_1) \frac{1}{\sqrt{2\pi s^2}} e^{-\frac{1}{2}\left(\frac{x_2 - \mu(\tau)x_1}{s}\right)^2}, \quad (15)$$

where the decay-function

$$\mu(\tau) = e^{-\frac{\tau}{T}} \quad (16)$$

and the auxiliary quantity

$$s^2 = \sigma^2(1 - \mu^2(\tau)) \quad (17)$$

have been introduced for notational simplicity. The parameter T will also be called ‘the’ correlation time. This is motivated by

$$\frac{\langle Y_t Y_{t+\tau} \rangle}{\sigma^2} = e^{-\frac{\tau}{T}}. \quad (18)$$

IV. NOISY STOCHASTIC PROCESS

Let $X_t^* = X_t + Y_t$ be the sum of a stochastic signal X_t and measurement noise Y_t as introduced in sections II and III, respectively. Then, because X and Y are independent, the joint probability density ρ^* of the pairs of noisy variables, $(X_t^*, X_{t+\tau}^*)$, is given by the convolution of ρ and ρ_Y .

$$\begin{aligned} \rho^*(x_1, x_2, \tau) &= \rho_Y(x_1, x_2, \tau) * \rho(x_1, x_2, \tau) \\ &= \int_{-\infty}^{\infty} \int_{-\infty}^{\infty} \rho_Y(x_1 - x'_1, x_2 - x'_2, \tau) \\ &\quad \times \rho(x'_1, x'_2, \tau) dx'_1 dx'_2 \end{aligned} \quad (19)$$

Instead of the conditioned moments m_j only their noisy counterparts m_j^* can be determined.

$$m_j^*(x_1, \tau) = \int_{-\infty}^{\infty} (x_2 - x_1)^j \rho^*(x_1, x_2, \tau) dx_2 \quad (20)$$

These can be expressed as follows (see appendix B). The index of the variable x_1 and the function argument of $\mu(\tau)$ are omitted for notational simplicity.

$$m_0^*(x) = K(x) * m_0(x) \quad (21a)$$

$$\begin{aligned} m_1^*(x, \tau) &= K(x) * m_1(x, \tau) \\ &\quad - (1 - \mu)(xK(x)) * m_0(x) \end{aligned} \quad (21b)$$

$$\begin{aligned} m_2^*(x, \tau) &= K(x) * m_2(x, \tau) \\ &\quad - 2(1 - \mu)(xK(x)) * m_1(x, \tau) \\ &\quad + (1 - \mu)^2(x^2K(x)) * m_0(x) \\ &\quad + s^2K(x) * m_0(x). \end{aligned} \quad (21c)$$

These relations have already been derived earlier for the case of delta-correlated noise and have been formulated with conditional probabilities [24]. The above convolutional notation makes it more obvious how to proceed further. Because K is a Gauss function with variance σ^2 , the terms $x^j K(x)$ can be expressed as (see appendix A):

$$\begin{aligned} xK(x) &= -\sigma^2 \partial_x K(x) \\ x^2 K(x) &= (\sigma^2 + \sigma^4 \partial_x^2) K(x) \end{aligned}$$

Because of $(\partial_x f) * g = \partial_x (f * g)$ this leads to (using Eq. (17) and omitting arguments now completely):

$$m_0^* = K * m_0 \quad (22a)$$

$$m_1^* = K * m_1 + (1 - \mu)\sigma^2 \partial_x (K * m_0) \quad (22b)$$

$$\begin{aligned} m_2^* &= K * m_2 + 2(1 - \mu)\sigma^2 \partial_x (K * m_1) \\ &\quad + (1 - \mu)^2 \sigma^4 \partial_x^2 (K * m_0) \end{aligned}$$

$$+ 2(1 - \mu)\sigma^2 K * m_0 \quad (22c)$$

Substituting $K * m_0$ and $K * m_1$ and using Eqs. (22a) and (22b) yields

$$m_0^* = K * m_0 \quad (23a)$$

$$m_1^* = K * m_1 + (1 - \mu)\sigma^2 \partial_x m_0^* \quad (23b)$$

$$\begin{aligned} m_2^* &= K * m_2 + 2(1 - \mu)\sigma^2 \partial_x m_1^* \\ &\quad - (1 - \mu)^2 \sigma^4 \partial_x^2 m_0^* + 2(1 - \mu)\sigma^2 m_0^*. \end{aligned} \quad (23c)$$

Using Eqs. (11) to express m_1 and m_2 finally gives

$$m_0^* = K * m_0 \quad (24a)$$

$$m_1^* = K * (h_1 m_0) + (1 - \mu)\sigma^2 \partial_x m_0^* \quad (24b)$$

$$\begin{aligned} m_2^* &= K * (h_2 m_0) + 2(1 - \mu)\sigma^2 \partial_x m_1^* \\ &\quad - (1 - \mu)^2 \sigma^4 \partial_x^2 m_0^* + 2(1 - \mu)\sigma^2 m_0^*. \end{aligned} \quad (24c)$$

Eq. (24b) can be used to extract the parameters of the measurement noise without determining the Kramers-Moyal coefficients $D^{(1)}$ and $D^{(2)}$. This will be done in the next section.

V. EXTRACTING MEASUREMENT NOISE PARAMETERS

Multiplying Eq. (24b) by a weight function $\Psi(x)$ and subsequently performing an integration with respect to x leads to

$$\begin{aligned} A(\tau) &= \int_{-\infty}^{\infty} (K(x) * (h_1(x, \tau) m_0(x)) \Psi(x) dx \\ &\quad + (1 - \mu(\tau))\sigma^2 B \end{aligned} \quad (25)$$

with

$$A(\tau) = \int_{-\infty}^{\infty} m_1^*(x, \tau) \Psi(x) dx \quad (26)$$

and

$$\begin{aligned} B &= \int_{-\infty}^{\infty} (\partial_x m_0^*(x)) \Psi(x) dx \\ &= - \int_{-\infty}^{\infty} m_0^*(x) (\partial_x \Psi(x)) dx \end{aligned} \quad (27)$$

In the last step an integration by parts has been applied, assuming $\Psi m_0^* \rightarrow 0$ when $|x| \rightarrow \infty$. Using Eq. (4a) the remaining integral in Eq. (25) can be expressed as a polynomial in τ .

$$\begin{aligned} &\int_{-\infty}^{\infty} \{K(x) * (h_1(x, \tau) m_0(x))\} \Psi(x) dx \\ &= \sum_{j=1}^k \tau^j \int_{-\infty}^{\infty} \{K(x) * (c_j(x) m_0(x))\} \Psi(x) dx \end{aligned}$$

$$= \sum_{j=1}^k \tau^j \tilde{C}_j \quad (28)$$

Finally, after a division by B , Eq. (25) reads

$$z(\tau) = (1 - \mu(\tau))\sigma^2 + C_1\tau + C_2\tau^2 + \dots \quad (29)$$

with

$$z(\tau) = \frac{A(\tau)}{B} \quad \text{and} \quad C_j = \frac{\tilde{C}_j}{B}. \quad (30)$$

Once a weight function Ψ has been chosen, $z(\tau)$ can be derived from experimental data. Eq. (29) then can be used to fit the unknown parameters σ^2 , T (contained in $\mu = e^{-\frac{\tau}{T}}$) and C_j on the right-hand side. This can be done for example by an iterated least-square fit.

The simplest choice $\Psi = x$ is not the most accurate one, especially in the presence of heavy tails. It puts a high weight on the tails of m_1^* , where density is low and fluctuations of experimental data thus high. Choosing $\partial_x \Psi$ to be a rough, piecewise steady approximation of the density m_0^* overcomes this problem and also assures $B \neq 0$.

No binning has to be applied in the evaluation of $z(\tau)$, if the values of X^* are given at constant time-increments Δt . Let $x_i = X^*(t_i)$ with $t_i = t_0 + i\Delta t$. Then, instead of using box-counting techniques to approximate the density ρ^* , the temporal evolution of X_t^* itself can be approximated by a piecewise constant function:

$$\tilde{X}_t^* = x_i \quad (t_i \leq t < t_{i+1}) \quad (31)$$

The density distribution of $(\tilde{X}_t^*, \tilde{X}_{t+\tau_k}^*)$ with $\tau_k = k\Delta t$ can be evaluated using Eq. (6b) and is given by a sum of Dirac-distributions (the coordinates x'_1 and x'_2 are used to avoid confusion with the values x_i of the given time series).

$$\tilde{\rho}^*(x'_1, x'_2, \tau_k) = \frac{1}{N} \sum_{i=1}^N \delta(x_i - x'_1) \delta(x_{i+k} - x'_2) \quad (32)$$

The moments of $\tilde{\rho}^*$ evaluate to

$$\tilde{m}_j^*(x'_1, \tau_k) = \frac{1}{N} \sum_{i=1}^N (x_{i+k} - x'_1)^j \delta(x_i - x'_1) \quad (33)$$

what results in

$$\begin{aligned} \tilde{A}(\tau_k) &= \frac{1}{N} \sum_{i=1}^N (x_{i+k} - x_i) \Psi(x_i) \\ \tilde{B} &= -\frac{1}{N} \sum_{i=1}^N \Psi'(x_i) \end{aligned} \quad (34)$$

where Ψ' denotes the derivative with respect to x . The values $\tilde{z}(\tau_k)$ derived from a given time series x_i can therefore be expressed as

$$\tilde{z}(\tau_k) = -\frac{\sum_i (x_{i+k} - x_i) \Psi(x_i)}{\sum_i \Psi'(x_i)}. \quad (35)$$

To be able to successfully perform a fit it must be possible to distinguish between the polynomial $\sum C_j \tau^j$ and the function

$1 - e^{-\frac{\tau}{T}}$ within the given range of increments τ . This means that a good polynomial approximation for $e^{-\frac{\tau}{T}}$ should require a higher order than the polynomial defined by the C_j . The proposed method is therefore limited to measurement noise with a correlation time T considerably smaller than the time scale of the underlying stochastic process. An illustrative example is given in Fig. 1.

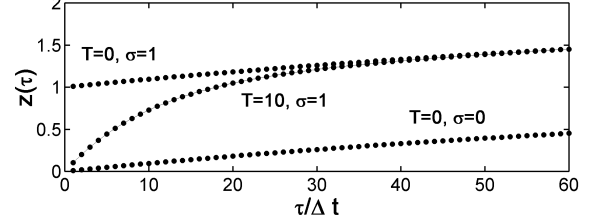


FIG. 1: Values \tilde{z} derived from experimental data (Ornstein-Uhlenbeck process) with and without measurement noise ($\sigma = 1$ and $\sigma = 0$ respectively). The correlation time T is given in units of Δt . The process time scale is $100\Delta t$.

VI. EXTRACTING DRIFT- AND DIFFUSION COEFFICIENTS

Going back to Eqs. (24) and putting the convolution terms on the right-hand side gives

$$m_1^* - (1 - \mu)\sigma^2 \partial_x m_0^* = K * (h_1 m_0) \quad (36a)$$

$$\begin{aligned} m_2^* - 2(1 - \mu)\sigma^2 (\partial_x m_1^* + m_0^*) \\ + (1 - \mu)^2 \sigma^4 \partial_x^2 m_0^* = K * (h_2 m_0). \end{aligned} \quad (36b)$$

To get rid of the derivatives of m_j^* a Fourier transform

$$\mathbf{F}: f(x) \rightarrow \hat{f}(\omega) = \int_{-\infty}^{\infty} e^{-i\omega x} f(x) dx \quad (37)$$

is applied. In Fourier space Eqs. (36) now read

$$\hat{m}_1^* - M i \omega \hat{m}_0^* = \gamma_1 \quad (38a)$$

$$\hat{m}_2^* - 2M(\hat{m}_0^* + i\omega \hat{m}_1^*) - M^2 \omega^2 \hat{m}_0^* = \gamma_2, \quad (38b)$$

with the right-hand sides

$$\gamma_1 = \mathbf{F}\{K * (h_1 m_0)\} \quad (39a)$$

$$\gamma_2 = \mathbf{F}\{K * (h_2 m_0)\} \quad (39b)$$

and the abbreviation

$$M = (1 - \mu)\sigma^2. \quad (40)$$

If $D^{(1)}$ and $D^{(2)}$ can be expressed as polynomials in x , Eqs. (38) can be used to extract the corresponding polynomial

coefficients. Let $D^{(1)}$ and $D^{(2)}$ be given by

$$D^{(1)} = \sum_{j=0}^{N_1} a_j x^j \quad (41a)$$

$$D^{(2)} = \sum_{j=0}^{N_2} b_j x^j. \quad (41b)$$

Choosing the first order approximation Eqs. (5) for h_1 and h_2 , the right-hand sides of Eqs. (38) read

$$\begin{aligned} \gamma_1 &= \tau \mathbf{F} \left\{ K * (D^{(1)} m_0) \right\} \\ &= \tau \sum_{j=0}^{N_1} a_j \mathbf{F} (K * (x^j m_0)) \end{aligned} \quad (42a)$$

$$\begin{aligned} \gamma_2 &= \tau \mathbf{F} \left\{ K * (D^{(2)} m_0) \right\}. \\ &= \tau \sum_{j=0}^{N_2} b_j \mathbf{F} (K * (x^j m_0)) \end{aligned} \quad (42b)$$

So for polynomial drift and diffusion functions the problem of expressing γ_1 and γ_2 reduces to finding expressions for the transforms of $K * (x^j m_0)$. It should be noted here that this would also be the case for higher order approximations h_1 and h_2 .

Again because K is a Gauss function with variance σ^2 , the Fourier transform of $K * (x^j m_0)$ can be expressed as linear combination of the transforms of $x^k (K * m_0)$ (see appendix A). Since $K * m_0 = m_0^*$ these transforms can be derived from the noisy data. Using the shortcuts

$$\Phi_j = \mathbf{F} (x^j (K * m_0)) = \mathbf{F} (x^j m_0^*) \quad (43)$$

$$F_j = \mathbf{F} (K * (x^j m_0)) \quad (44)$$

the relation between Φ and F is given by

$$F_j = \sum_{k=0}^j \binom{j}{k} \varphi_{j-k} \Phi_k \quad (45)$$

with

$$\varphi_j = i^j \sum_{k=0}^j |a_{jk}| \sigma^{j+k} \omega^k \quad (46)$$

and

$$\begin{aligned} a_{jk} &= -a_{(j-1)(k-1)} + (k+1)a_{(j-1)(k+1)} \\ a_{00} &= 1 \\ a_{jk} &= 0 \quad (j < 0, k < 0, j < k). \end{aligned} \quad (47)$$

Eqs. (38) now read

$$\hat{m}_1^* - M i \omega \hat{m}_0^* = \tau \sum_{j=0}^{N_1} a_j F_j \quad (48a)$$

$$\hat{m}_2^* - 2M(\hat{m}_0^* + i\omega \hat{m}_1^*) - M^2 \omega^2 \hat{m}_0^*$$

$$= \tau \sum_{j=0}^{N_2} b_j F_j. \quad (48b)$$

If the noise parameters have been extracted according to section V, then $M = (1 - \mu)\sigma^2$ and F_j are known and the coefficients a_j and b_j can be extracted by a least square fit. It is also possible to use Eqs. (48) to fit noise parameters and polynomial coefficients simultaneously by an iterated least square fit. But this has turned out to be less accurate.

Adding an increment dependency to the polynomial coefficients however allows some of the approximation errors to be absorbed by the additional parameters and has shown to increase accuracy.

$$a_j \rightarrow a_j + \tau a_j^1 \quad (49a)$$

$$b_j \rightarrow b_j + \tau b_j^1 \quad (49b)$$

With this extension the final equations for parameter fitting are given by

$$\hat{m}_1^* - M i \omega \hat{m}_0^* = \tau \sum_{j=0}^{N_1} (a_j + \tau a_j^1) F_j \quad (50a)$$

$$\begin{aligned} \hat{m}_2^* - 2M(\hat{m}_0^* + i\omega \hat{m}_1^*) - M^2 \omega^2 \hat{m}_0^* \\ = \tau \sum_{j=0}^{N_2} (b_j + \tau b_j^1) F_j. \end{aligned} \quad (50b)$$

To be able to actually perform a fit, a finite number of values for ω and τ has to be chosen. It is sufficient to restrict the choice of ω to positive values because the above equations are symmetric (conjugate complex) in ω . The following heuristic approach has shown to work quite well:

- Define an upper bound ω^* by

$$\int_0^{\omega^*} |\hat{m}_0^*|^2 d\omega = 0.99 \int_0^{\infty} |\hat{m}_0^*|^2 d\omega. \quad (51)$$

- Chose N_ω values ω_j equally distributed in $[0, \omega^*]$. The actual number of values is of minor importance but it should be high enough to properly sample \hat{m}_0^* .

VII. APPLICATION TO NUMERICAL DATA

In order to test the accuracy of the proposed method, synthetic stochastic signals have been generated by numerical integration. As a first test-case an Ornstein-Uhlenbeck process has been chosen. Its drift and diffusion functions have been defined as

$$D^{(1)}(x) = -x \quad (52a)$$

$$D^{(2)}(x) = 2. \quad (52b)$$

The generated time series will be referred to as data set A. It consists of 10^6 data points at time increments $\Delta t = 10^{-2}$. The integration has been performed with a timestep size of

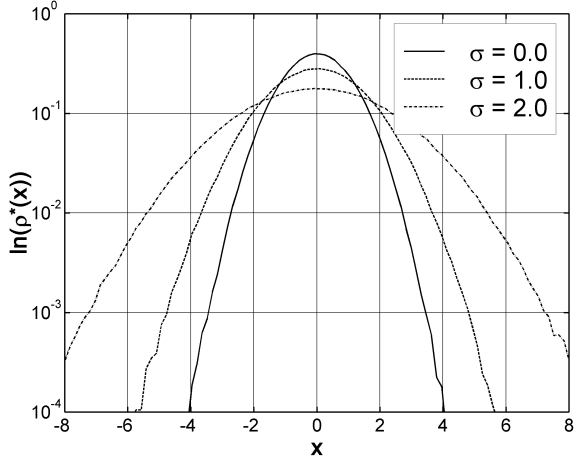


FIG. 2: Probability density function for data set A. σ is the standard deviation of the superimposed noise. Drift and diffusion functions are given by $D^{(1)} = -x$ and $D^{(2)} = 2$.

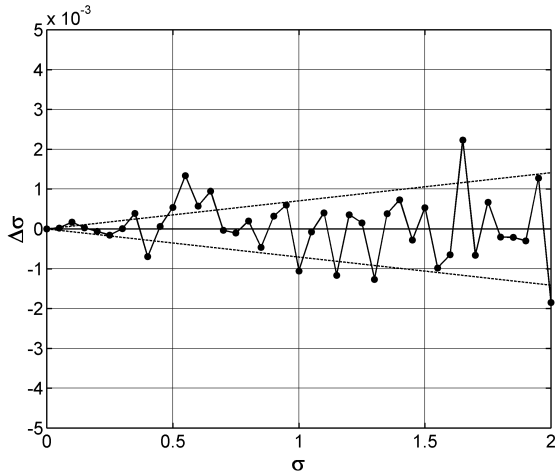


FIG. 3: Absolute error $\Delta\sigma = \tilde{\sigma} - \sigma$ in the estimation of the measurement noise of data set A. The dashed lines indicate the expected lower bound of the standard deviation of $\Delta\sigma$.

10^{-4} using the Euler scheme. The process-timescale of 1.0 corresponds to $\tau = 100$ in units of increments of data points.

This time series has been superimposed by additional measurement noise with standard deviation in the range $\sigma = 0.0 \dots 2.0$ and correlation time $T = 0.0$ (delta-correlated). Some of the density histograms of the resulting signals are shown in Fig. 2.

The noise parameters have been extracted according to section V. The maximum increment has been $\tau = 60$. The absolute error $\Delta\sigma$ in the estimation of the strength of the measurement noise is presented in Fig. 3 as a function of the true measurement noise σ . The results are accurate within the achievable precision of the finite time series. This means that the measurement noise alone, without any stochastic pro-

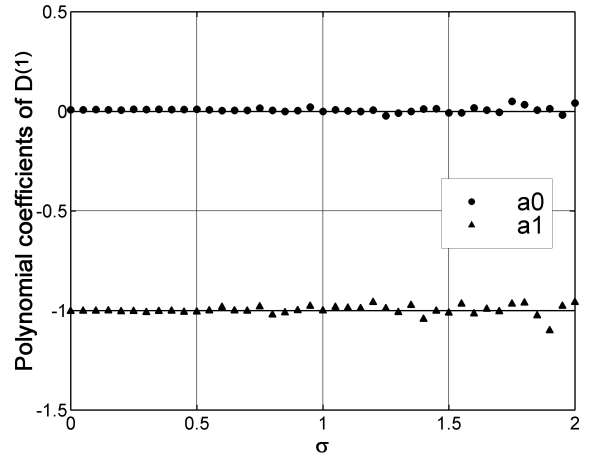


FIG. 4: Estimated polynomial coefficients of $D^{(1)}$ for data set A with a_0 and a_1 according to Eq. (41).

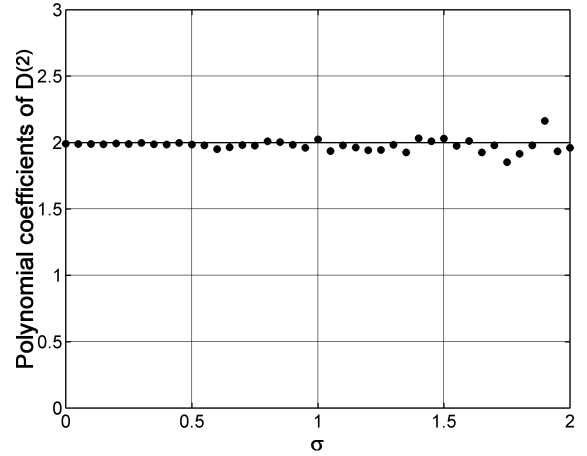


FIG. 5: Estimated polynomial coefficient b_0 of $D^{(2)}$ for data set A with b_0 according to Eq. (41).

cess, cannot be estimated much more accurate: For a sample of N data points of Gaussian, delta-correlated noise the estimation S of the true standard deviation, σ , obeys a variance of approximately $\sigma^2 \frac{1}{2N}$ (see appendix C). A lower bound for the standard deviation of $\Delta\sigma$ is therefore given by $\sigma \frac{1}{\sqrt{2N}}$. These limits are indicated in Fig. 3 as dashed lines.

Next the drift and diffusion functions have been fitted choosing the polynomial ansatz $D^{(1)} = a_0 + a_1x$ and $D^{(2)} = b_0$. As maximum increment a value of $\tau = 25$ (again in units of increments of data points) has been chosen. The results are shown in Figs. 4 and 5 and are in good agreement with the true values ($a_0 = 0$, $a_1 = -1$, $b_0 = 2$).

After this basic test-case a more general case has been chosen. It includes multiplicative noise, heavy tails and a density distribution which is not symmetric. Also the superposition of

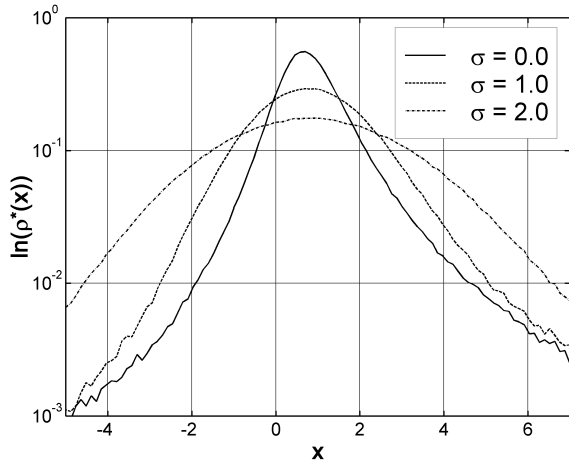


FIG. 6: Probability density function of data set B. σ is the standard deviation of the superimposed noise. Drift and diffusion functions are given by $D^{(1)} = 1 - x$ and $D^{(2)} = 2 - 2x + 2x^2$.

noise with finite correlation time has been investigated in this setup. Drift and diffusion functions have been defined as

$$D^{(1)}(x) = 1 - x \quad (53a)$$

$$D^{(2)}(x) = 2 - 2x + 2x^2. \quad (53b)$$

The generated time series will be referred to as data set B. Again it consists of 10^6 data points at time increments $\Delta t = 10^{-2}$. The integration has been performed with a timestep size of $2.0 \cdot 10^{-5}$ using the Euler scheme. The standard deviation of the data points is approximately 1.83 and the timescale of the process has been estimated via the autocorrelation function to be about $\tau = 100$ in units of increments of data points.

In a first step again delta-correlated measurement noise with standard deviation in the range $\sigma = 0.0 \dots 2.0$ has been superimposed to the process. Some of the density histograms of the resulting signals are shown in Fig. 6.

As maximum increment for noise-fitting $\tau = 60$ and for coefficient-fitting $\tau = 25$ has been chosen. The polynomial ansatz for drift and diffusion functions is given by $D^{(1)} = a_0 + a_1x$ and $D^{(2)} = b_0 + b_1x + b_2x^2$. The results are summarized in Fig. 7.

In a second step measurement noise with a correlation time $T = 2.0$ (in units of data point increments) has been superimposed. The results are given in Fig. 8 and obey higher fluctuations as in the delta-correlated case. The correlation time of the measurement noise is estimated nicely except for small amplitudes of σ . To check the assumption that this is caused by the finite-sample fluctuations of $z(\tau)$ a larger data set, B1, has been generated. It consists of 10^7 data points and its analysis should show less variability in all estimated quantities. This is indeed the case. The results are shown in Figs. 9 and 10.

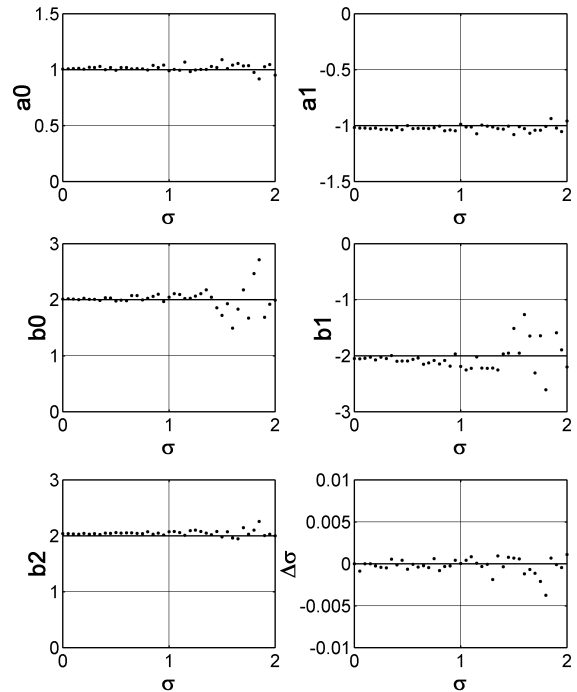


FIG. 7: Results for data set B. Estimations of the polynomial coefficients a_j and b_j and absolute error $\Delta\sigma$ in the estimation of the measurement noise. The superimposed noise is delta-correlated.

VIII. CONCLUSIONS

A new procedure has been described to analyze stochastic time series that are superimposed by strong measurement noise. The algorithm is able to cope with exponentially correlated noise and accurately extracts strength and correlation time of the measurement noise as well as the parameters defining the drift and diffusion functions of the underlying stochastic process. This has been shown by the analysis of synthetically generated time series. The chosen stochastic processes include the cases of multiplicative noise and heavy tailed density distribution.

The computational costs of the algorithm are quite low. It takes less than a minute to analyze a data set of size 10^7 data points on a usual desktop PC.

A first order Taylor-Itô expansion for the moments of the finite time differences of the process variable is used in the current implementation. It is straightforward to extend the algorithm to also take higher order terms into account. This should extend the range of time increments that can be used for the analysis and thus should increase the accuracy of the results. This has to be done in the future.

Another future task is the extension to higher dimensional processes. Up to now it is an open question if a general multidimensional Ornstein-Uhlenbeck process as a model for the measurement noise can be used or if some restrictions need to be imposed on it.

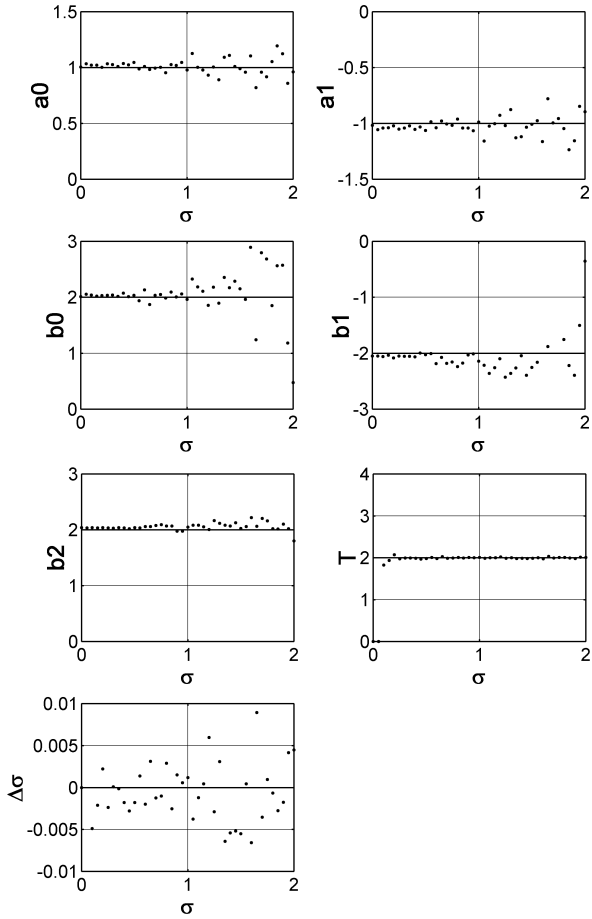


FIG. 8: Results for data set B. Estimations of the polynomial coefficients a_j and b_j , correlation time T and absolute error $\Delta\sigma$ in the estimation of the measurement noise. The superimposed noise has a correlation time of $T = 2.0$.

IX. ACKNOWLEDGMENTS

The author especially wants to thank Joachim Peinke, Rudolf Friedrich, David Kleinhans, Pedro G. Lind and Maria Haase for many useful discussions.

Appendix A: Gauss functions

1. Definitions and basic properties

Let Fourier transform and convolution be defined as below. For notational simplicity the ‘hat’ syntax will be used to denote the transform of single functions. For more complex expressions the functional form $\mathbf{F}(\dots)$ will usually be the better

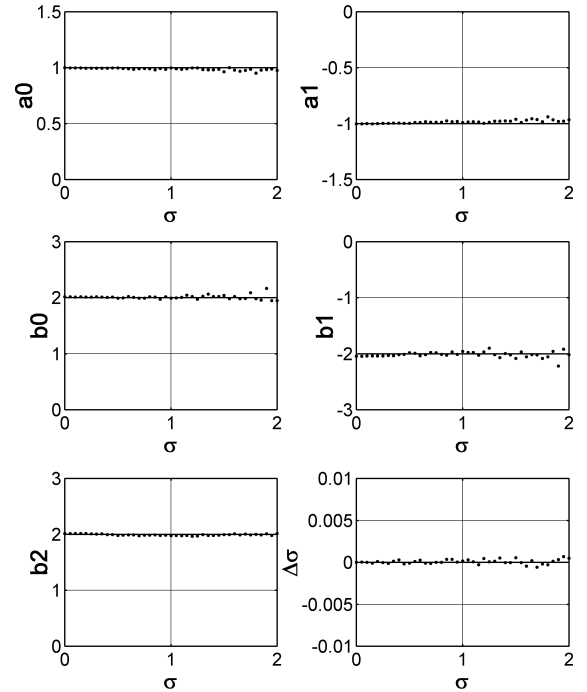


FIG. 9: Results for data set B1. Estimations of the polynomial coefficients a_j and b_j and absolute error $\Delta\sigma$ in the estimation of the measurement noise. The superimposed noise is delta-correlated.

choice.

$$\mathbf{F}(f(x)) = \hat{f}(\omega) = \int_{-\infty}^{+\infty} e^{-i\omega x} f(x) dx \quad (\text{A1})$$

$$f(x) * g(x) = \int_{-\infty}^{+\infty} f(x-x')g(x') dx \quad (\text{A2})$$

Above definitions imply the following properties:

$$\mathbf{F}(\partial_x^j f(x)) = (i\omega)^j \hat{f}(\omega) \quad (\text{A3a})$$

$$\mathbf{F}(x^j f(x)) = (i\partial_\omega)^j \hat{f}(\omega) \quad (\text{A3b})$$

$$\mathbf{F}\left(f\left(\frac{x}{a}\right)\right) = |a| \hat{f}(a\omega) \quad (\text{A3c})$$

$$\mathbf{F}(f(x) * g(x)) = \hat{f}(\omega) \hat{g}(\omega) \quad (\text{A3d})$$

$$\begin{aligned} \partial_x^j (f(x) * g(x)) &= (\partial_x^j f(x)) * g(x) \\ &= f(x) * (\partial_x^j g(x)) \end{aligned} \quad (\text{A3e})$$

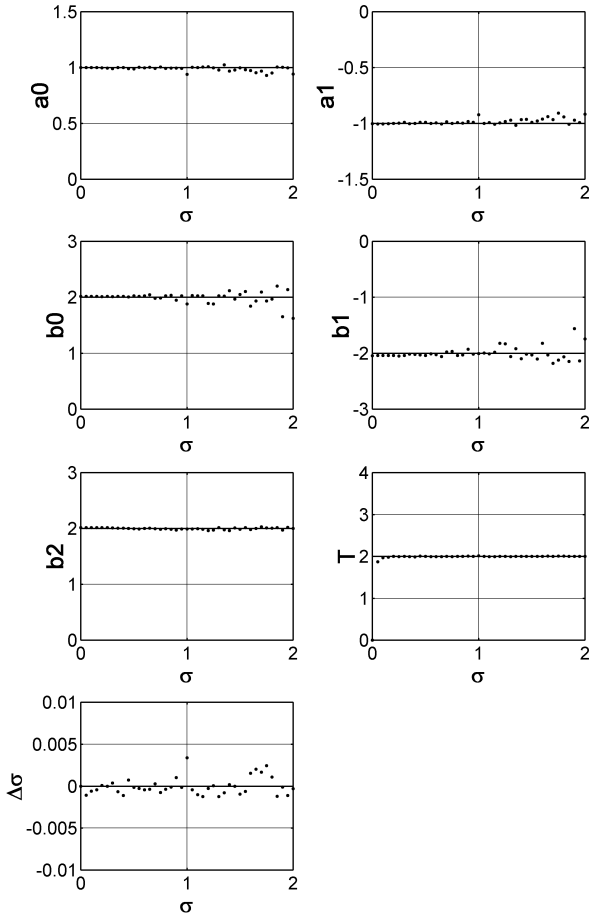


FIG. 10: Results for data set B1. Estimations of the polynomial coefficients a_j and b_j , correlation time T and absolute error $\Delta\sigma$ in the estimation of the measurement noise. The superimposed noise has a correlation time of $T = 2.0$.

2. Derivatives and polynomial products of Gauss functions

Let the Gauss function G be defined as below.

$$G(x) = \frac{1}{\sqrt{2\pi}} e^{-\frac{1}{2}x^2} \quad (\text{A4a})$$

$$\hat{G}(\omega) = e^{-\frac{1}{2}\omega^2} = \sqrt{2\pi}G(\omega) \quad (\text{A4b})$$

All derivatives $\partial_x^j G(x)$ have the form $P_j(x)G(x)$, where P_j is a polynomial of order j in x .

$$\begin{aligned} \partial_x G(x) &= \{-x\} G(x) \\ \partial_x^2 G(x) &= \{-1 + x^2\} G(x) \\ &\vdots \\ \partial_x^j G(x) &= \left\{ \sum_{k=0}^j a_{jk} x^k \right\} G(x) \end{aligned} \quad (\text{A5})$$

$$a_{jk} = \begin{pmatrix} 1 & & & & & \\ 0 & -1 & & & & \\ -1 & 0 & 1 & & & \\ 0 & 3 & 0 & -1 & & \\ 3 & 0 & -6 & 0 & 1 & \\ \vdots & & & & & \ddots \end{pmatrix}$$

The values of the polynomial coefficients can be determined by a recursion formula:

$$\begin{aligned} a_{jk} &= -a_{(j-1)(k-1)} + (k+1)a_{(j-1)(k+1)} \\ a_{00} &= 1 \\ a_{jk} &= 0 \quad (j < 0, k < 0, j < k) \end{aligned} \quad (\text{A6})$$

It can also be shown, that the coefficients are zero, if $(j+k)$ or $(j-k)$ is odd. Otherwise, within the restrictions of formula (A6), a_{jk} is non-zero and its sign is given by i^{j+k} .

It will be useful later, to express the derivatives of $\frac{1}{G}$ in a similar way. The proceeding is the same as for G and leads to the recursion formula (A8).

$$\partial_x^j \frac{1}{G(x)} = \left\{ \sum_{k=0}^j \tilde{a}_{jk} x^k \right\} \frac{1}{G(x)} \quad (\text{A7})$$

$$\begin{aligned} \tilde{a}_{jk} &= \tilde{a}_{(j-1)(k-1)} + (k+1)\tilde{a}_{(j-1)(k+1)} \\ \tilde{a}_{00} &= 1 \\ \tilde{a}_{jk} &= 0 \quad (j < 0, k < 0, j < k) \end{aligned} \quad (\text{A8})$$

Having a closer look at the coefficients, it turns out, that \tilde{a}_{jk} and a_{jk} only differ in sign.

$$\tilde{a}_{jk} = |a_{jk}| \quad (\text{A9})$$

To get explicit expressions for $x^j G(x)$ in terms of derivatives of G , a Fourier transformation is applied to Eq. (A5).

$$(i\omega)^j \hat{G}(\omega) = \left\{ \sum_{k=0}^j a_{jk} (i\partial_\omega)^k \right\} \hat{G}(\omega). \quad (\text{A10})$$

Using Eq. (A4b) and substituting ω by x , finally yields:

$$x^j G(x) = \left\{ \sum_{k=0}^j i^{k-j} a_{jk} \partial_x^k \right\} G(x). \quad (\text{A11})$$

3. Scaled Gauss functions

This can also be expressed for scaled Gauss functions having standard deviation σ . The Fourier transform of such a function is given by

$$\mathbf{F}\left(G\left(\frac{x}{\sigma}\right)\right) = \sigma \hat{G}(\sigma\omega). \quad (\text{A12})$$

The relations between derivatives and polynomial products then read:

$$\partial_x^j G\left(\frac{x}{\sigma}\right) = \left\{ \sum_{k=0}^j a_{jk} \sigma^{-j-k} x^k \right\} G\left(\frac{x}{\sigma}\right) \quad (\text{A13})$$

$$\partial_x^j \frac{1}{G\left(\frac{x}{\sigma}\right)} = \left\{ \sum_{k=0}^j |a_{jk}| \sigma^{-j-k} x^k \right\} \frac{1}{G\left(\frac{x}{\sigma}\right)} \quad (\text{A14})$$

$$x^j G\left(\frac{x}{\sigma}\right) = \left\{ \sum_{k=0}^j i^{k-j} a_{jk} \sigma^{j+k} \partial_x^k \right\} G\left(\frac{x}{\sigma}\right) \quad (\text{A15})$$

4. Convolutions

The above properties can be used to express convolutions of the form $(x^j G) * f$ and $G * (x^j f)$ in terms of the ‘raw’ convolution $G * f$ and its polynomial products $x^j (G * f)$. Using Eqs. (A3e) and (A15) immediately leads to Eq. (A16).

$$\begin{aligned} (x^j G\left(\frac{x}{\sigma}\right)) * f(x) &= \left(\left\{ \sum_{k=0}^j i^{k-j} a_{jk} \sigma^{j+k} \partial_x^k \right\} G\left(\frac{x}{\sigma}\right) \right) * f(x) \\ &= \left\{ \sum_{k=0}^j i^{k-j} a_{jk} \sigma^{j+k} \partial_x^k \right\} (G\left(\frac{x}{\sigma}\right) * f(x)) \end{aligned} \quad (\text{A16})$$

To get an expression for $G * (x^j f)$ it is useful to look at the term $G \cdot \partial^j f$ first.

$$\begin{aligned} G\left(\frac{x}{\sigma}\right) \partial_x^j f(x) &= G\left(\frac{x}{\sigma}\right) \partial_x^j \left\{ \frac{1}{G\left(\frac{x}{\sigma}\right)} G\left(\frac{x}{\sigma}\right) f(x) \right\} \\ &= G\left(\frac{x}{\sigma}\right) \sum_{k=0}^j \binom{j}{k} \left\{ \partial_x^{j-k} \frac{1}{G\left(\frac{x}{\sigma}\right)} \right\} \partial_x^k \left\{ G\left(\frac{x}{\sigma}\right) f(x) \right\} \\ &= G\left(\frac{x}{\sigma}\right) \sum_{k=0}^j \binom{j}{k} \left\{ \sum_{l=0}^{j-k} |a_{(j-k)l}| \sigma^{-j+k-l} x^l \right\} \frac{1}{G\left(\frac{x}{\sigma}\right)} \partial_x^k \left\{ G\left(\frac{x}{\sigma}\right) f(x) \right\} \\ &= \sum_{k=0}^j \binom{j}{k} \sum_{l=0}^{j-k} |a_{(j-k)l}| \sigma^{-j+k-l} x^l \partial_x^k \left\{ G\left(\frac{x}{\sigma}\right) f(x) \right\} \end{aligned}$$

This allows the transform of $G * (x^j f)$ to be written as follows:

$$\begin{aligned} \mathbf{F} \left(G\left(\frac{x}{\sigma}\right) * (x^j f(x)) \right) &= \sigma \hat{G}(\sigma\omega) (i\partial_\omega)^j \hat{f}(\omega) = i^j \sigma \sqrt{2\pi} \cdot G(\sigma\omega) \partial_\omega^j \hat{f}(\omega) \\ &= i^j \sigma \sqrt{2\pi} \sum_{k=0}^j \binom{j}{k} \sum_{l=0}^{j-k} |a_{(j-k)l}| \sigma^{j-k+l} \omega^l \partial_\omega^k \left\{ G(\sigma\omega) \hat{f}(\omega) \right\} \\ &= \sum_{k=0}^j \binom{j}{k} \sum_{l=0}^{j-k} i^{j-k} |a_{(j-k)l}| \sigma^{j-k+l} \omega^l (i\partial_\omega)^k \left\{ \sigma \hat{G}(\sigma\omega) \hat{f}(\omega) \right\} \\ &= \sum_{k=0}^j \binom{j}{k} \sum_{l=0}^{j-k} i^{j-k} |a_{(j-k)l}| \sigma^{j-k+l} \omega^l \mathbf{F} \left(x^k (G\left(\frac{x}{\sigma}\right) * f(x)) \right) \end{aligned} \quad (\text{A17})$$

Omitting arguments and introducing the auxiliary quantity φ_j this can be expressed as

$$\mathbf{F} (G * (x^j f)) = \sum_{k=0}^j \binom{j}{k} \varphi_{j-k} \mathbf{F} (x^k (G * f)), \quad \varphi_j = i^j \sum_{k=0}^j |a_{jk}| \sigma^{j+k} \omega^k. \quad (\text{A18})$$

Appendix B: Conditioned moments m_j^*

After inserting Eqs. (15) and (19) and interchanging the order of integration Eq. (20) reads

$$m_j^*(x_1, \tau) = \int_{-\infty}^{\infty} K(x_1 - x'_1) \int_{-\infty}^{\infty} \rho(x'_1, x'_2, \tau) I_j dx'_2 dx'_1, \quad (\text{B1})$$

where

$$I_j = \int_{-\infty}^{\infty} (x_2 - x_1)^j \frac{1}{\sqrt{2\pi s^2}} e^{-\frac{1}{2} \left\{ \frac{x_2 - \mu(\tau)(x_1 - x'_1) - x'_2}{s} \right\}^2} dx_2. \quad (\text{B2})$$

Substituting

$$z = \frac{x_2 - \mu(\tau)(x_1 - x'_1) - x'_2}{s} \quad (\text{B3})$$

gives $I_j = \int_{-\infty}^{\infty} (sz + (x'_2 - x'_1) - (1 - \mu(\tau))(x_1 - x'_1))^j \frac{1}{\sqrt{2\pi}} e^{-\frac{1}{2} z^2} dz$ and therefore

$$I_0 = 1 \quad (\text{B4a})$$

$$I_1 = (x'_2 - x'_1) - (1 - \mu(\tau))(x_1 - x'_1) \quad (\text{B4b})$$

$$I_2 = s^2 + (x'_2 - x'_1)^2 - 2(1 - \mu(\tau))(x_1 - x'_1)(x'_2 - x'_1) + (1 - \mu(\tau))^2(x_1 - x'_1)^2 \quad (\text{B4c})$$

Now $I'_j = \int_{-\infty}^{\infty} \rho(x'_1, x'_2, \tau) I_j dx'_2$ can be evaluated using the definition of m_j (Eq. (8)).

$$I'_0 = m_0(x'_1) \quad (\text{B5a})$$

$$I'_1 = m_1(x'_1, \tau) - (1 - \mu(\tau))(x_1 - x'_1)m_0(x'_1) \quad (\text{B5b})$$

$$I'_2 = m_2(x'_1, \tau) - 2(1 - \mu(\tau))(x_1 - x'_1)m_1(x'_1, \tau) + \{(1 - \mu(\tau))^2(x_1 - x'_1)^2 + s^2\} m_0(x'_1) \quad (\text{B5c})$$

Using $\int_{-\infty}^{\infty} (x - x')^k f(x - x') g(x') dx' = (x^k f(x)) * g(x)$ the noisy conditioned moments read

$$m_0^*(x_1) = K(x_1) * m_0(x_1) \quad (\text{B6a})$$

$$m_1^*(x_1, \tau) = K(x_1) * m_1(x_1, \tau) - (1 - \mu(\tau))(x_1 K(x_1)) * m_0(x_1) \quad (\text{B6b})$$

$$m_2^*(x_1, \tau) = K(x_1) * m_2(x_1, \tau) - 2(1 - \mu(\tau))(x_1 K(x_1)) * m_1(x_1, \tau) \\ + (1 - \mu(\tau))^2 (x_1^2 K(x_1)) * m_0(x_1) + s^2 K(x_1) * m_0(x_1). \quad (\text{B6c})$$

Appendix C: Error in the estimation of σ

Let ξ be a Gaussian random variable with mean zero and standard deviation σ . Further let ξ_1, \dots, ξ_N be a sample of N independent realizations of ξ . Then the expectation values of ξ_i , $\xi_i \xi_j$ and $\xi_i^2 \xi_j^2$ are given by

$$\langle \xi_i \rangle = 0 \quad (\text{C1})$$

$$\langle \xi_i \xi_j \rangle = \sigma^2 \delta_{ij} \quad (\text{C2})$$

$$\langle \xi_i^2 \xi_j^2 \rangle = \sigma^4 + 2\sigma^4 \delta_{ij}. \quad (\text{C3})$$

The variance of ξ can be estimated from the sample as

$$V = \frac{1}{N} \sum_{i=1}^N \xi_i^2 \quad (\text{C4})$$

with an expectation value of σ^2 due to Eq. (C2).

$$\langle V \rangle = \sigma^2 \quad (\text{C5})$$

Therefore V can be written as

$$V = \sigma^2 + \Delta V \quad \text{with} \quad \langle \Delta V \rangle = 0. \quad (\text{C6})$$

The variance of ΔV can be evaluated using Eq. (C3).

$$\langle (\Delta V)^2 \rangle = \left\langle \left(\frac{1}{N} \sum_{i=1}^N \xi_i^2 - \sigma^2 \right)^2 \right\rangle \\ = \frac{1}{N^2} \sum_{i=1}^N \sum_{j=1}^N \langle \xi_i^2 \xi_j^2 \rangle - \sigma^4$$

$$\begin{aligned}
&= \frac{1}{N^2}(N^2\sigma^4 + 2N\sigma^4) - \sigma^4 \\
&= \frac{2}{N}\sigma^4
\end{aligned} \tag{C7}$$

Up to now only an estimation of the *variance* of ξ has been made. The estimation S of its standard deviation is given by

$$S = \sqrt{V} = \sigma\sqrt{1 + \frac{\Delta V}{\sigma^2}} \tag{C8}$$

which, for large N , can be approximated as

$$S \approx \sigma \cdot \left(1 + \frac{1}{2} \frac{\Delta V}{\sigma^2}\right) = \sigma + \frac{\Delta V}{2\sigma}. \tag{C9}$$

The standard deviation of the error in S is therefore given by

$$\Delta\sigma = \sqrt{\left\langle \left(\frac{\Delta V}{2\sigma}\right)^2 \right\rangle} = \frac{\sigma}{\sqrt{2N}} \tag{C10}$$

-
- [1] H. Kantz and T. Schreiber, *Nonlinear Time Series Analysis*, (Cambridge University Press, Cambridge, England, 1997)
- [2] H. D. I. Abarbanel, R. Brown, J. J. Sidorowich, and L. S. Tsimring, *Rev. Mod. Phys.* **65**, 1331 (1993)
- [3] R. Friedrich, J. Peinke, and M.R.R. Tabar, *Complexity in the view of stochastic processes* in Springer Encyclopedia of Complexity and Systems Science (Springer, Berlin, 2008)
- [4] R. Friedrich and J. Peinke, *Phys. Rev. Lett.* **78**, 863 (1997)
- [5] G. Ryskin, *Phys. Rev. E* **56**, 5123 (1997)
- [6] S. Siegert, R. Friedrich, and J. Peinke, *Phys. Lett. A* **243**, 275 (1998)
- [7] R. Friedrich et al., *Phys. Lett. A* **271**, 217 (2000)
- [8] J. Gradisek, S. Siegert, R. Friedrich, and I. Grabec, *Phys. Rev. E* **62**, 3146 (2000)
- [9] R. Friedrich, J. Peinke, and Ch. Renner, *Phys. Rev. Lett.* **84**, 5224 (2000)
- [10] S. Kriso, J. Peinke, R. Friedrich, and P. Wagner, *Phys. Lett. A* **299**, 287 (2002)
- [11] M. Siefert, A. Kittel, R. Friedrich, and J. Peinke, *Europhys. Lett.* **61**, 466 (2003)
- [12] M. Siefert and J. Peinke, *Int. J. Bifurcation Chaos Appl. Sci. Eng.* **14**, 2005 (2004)
- [13] T. Kuusela, *Phys. Rev. E* **69**, 031916 (2004)
- [14] C. Collette and M. Ausloos, *Int. J. Mod. Phys. C* **15**, 1353 (2004)
- [15] P.G. Lind, A. Mora, J.A.C. Gallas and M. Haase, *Phys. Rev. E* **72**, 056706 (2005)
- [16] A.P. Nawroth, J. Peinke, D. Kleinhans, and R. Friedrich, *Phys. Rev. E* **76**, 056102 (2007)
- [17] J. Prusseit and K. Lehnertz, *Phys. Rev. E* **77**, 041914 (2008)
- [18] D. Lamouroux, and K. Lehnertz, *Phys. Lett. A* **373**, 3507 (2009)
- [19] P. Sura and J. Barsugli, *Phys. Lett. A* **305**, 304 (2002)
- [20] D. Kleinhans, R. Friedrich, A. Nawroth, and J. Peinke, *Phys. Lett. A* **346**, 42 (2005)
- [21] J. Gottschall and J. Peinke, *Drift and diffusion estimates for disturbed Langevin-type processes* *New J. Phys.* **10**, 20 (2008)
- [22] E. J. Kostelich and T. Schreiber, *Phys. Rev. E* **48**, 1752 (1993)
- [23] J. P. M. Heald and J. Stark, *Phys. Rev. Lett.* **84**, 2366 (2000)
- [24] F. Boettcher, J. Peinke, D. Kleinhans, R. Friedrich, P.G. Lind, and M. Haase, *Phys. Rev. Lett.* **97**, 090603 (2006)
- [25] P.G. Lind, M. Haase, F. Boettcher, J. Peinke, D. Kleinhans, R. Friedrich, *Phys. Rev. E* **81**, 041125 (2010)
- [26] P. E. Kloeden and E. Platen, *Numerical Solution of Stochastic Differential Equations* (Springer, New York, 1999)
- [27] H. Risken, *The Fokker-Planck Equation* (Springer, New York, 1989)