

High-visibility nonclassical interference between pure heralded single photons and weak coherent photons

Rui-Bo Jin,¹ Jun Zhang,¹ Ryosuke Shimizu,² Nobuyuki Matsuda,¹
Yasuyoshi Mitsumori,¹ Hideo Kosaka,¹ and Keiichi Edamatsu¹

¹Research Institute of Electrical Communication, Tohoku University, Sendai 980-8577, Japan

²PRESTO, Japan Science and Technology Agency, Kawaguchi 332-0012, Japan

(Dated: July 21, 2022)

We present an experiment of nonclassical interference between a pure heralded single-photon state and a weak coherent state. Our experiment is the first to demonstrate that spectrally pure single photons can have high interference visibility, $89.4 \pm 0.5\%$, with weak coherent photons. Our scheme lays the groundwork for future experiments requiring quantum interference between photons in nonclassical states and those in coherent states.

PACS numbers: 42.50.Dv, 03.65.Ta, 03.67.-a, 42.65.Lm

Nonclassical interference between independent photons (NIBIP) plays a very important role in quantum information processing. One kind of such NIBIP is the interference between photons from different spontaneous parametric down-conversion (SPDC) sources, which is vital to the preparation of the multi-photon entangled state [1] needed for implementing quantum networks [2] and quantum computing algorithms [3]. Another kind of NIBIP is the interference between single photons from SPDC and weak coherent, i.e., local oscillator (LO) photons from the laser source. This kind of interference is fundamental for homodyne detection [4], and is also the key to quantum optical catalysis [5] and quantum circuits [6, 7].

The first experiment of nonclassical interference between heralded single photons from SPDC and LO was carried out by Rarity *et al* in 1997 [8, 9]. Since LO photons have no phase correlation with SPDC photons, i.e., signal and idler photons, the sources in the experiment can be thought as independent sources. However, in general, the signal and idler photons generated from SPDC have correlated frequencies, and thus the heralded single photons based on SPDC are not pure in terms of their spectrotemporal modes. This lack of purity inevitably degrades the indistinguishability between the signal (or idler) and LO photons, resulting in low interference visibility. Traditionally, bandpass filters were employed to improve the indistinguishability and interference visibility. Spectral filtering is one way to improve the indistinguishability between signal and LO photons, but this method has the drawback of severely decreasing the count rate. Recent advances in the preparation of a pure single-photon source help solve this problem. When a phase-matching condition is carefully engineered, a pure heralded single-photon state can be generated in SPDC crystals [10–13] and photonic crystal fibers [14–17].

By using SPDC with the group velocity matching condition in a potassium-dihydrogen-phosphate (KDP) crystal [12], we prepared an intrinsically pure heralded single-photon state, which interfered with a weak coherent state

in a three-photon Hong-Ou-Mandel (HOM) interference [18] without spectral filtering. Our experiment is the first to demonstrate that spectrally pure heralded single photons can have high-visibility interference with weak coherent photons without any spectral filtering.

The two-photon component of the final state of SPDC can be expressed as

$$|\psi_{si}\rangle = \int_0^\infty \int_0^\infty d\omega_s d\omega_i f(\omega_s, \omega_i) \hat{a}_s^\dagger(\omega_s) \hat{a}_i^\dagger(\omega_i) |0\rangle, \quad (1)$$

where $f(\omega_s, \omega_i) = \phi(\omega_s, \omega_i)\alpha(\omega_s + \omega_i)$ is the joint spectral distribution function [19]. $\phi(\omega_s, \omega_i)$ and $\alpha(\omega_s + \omega_i)$ are the phase-matching function and the pump envelope function, and the subscripts s and i denote signal and idler photons, respectively. By carefully choosing the phase-matching condition, as described below, the joint spectral distribution function of the signal and idler photons can attain a factorable state [11], which satisfies

$$f(\omega_s, \omega_i) = g_s(\omega_s)g_i(\omega_i). \quad (2)$$

The purity of the signal is defined as $\gamma \equiv \text{Tr}(\hat{\rho}_s^2)$, where $\hat{\rho}_s = \text{Tr}_i(|\psi_{si}\rangle\langle\psi_{si}|)$ is the reduced density operator of the signal. This purity is determined by the factorability of the joint spectral distribution $f(\omega_s, \omega_i)$ [12] and can be calculated numerically using Schmidt decomposition [10]. In the case of the KDP crystal, the group velocity (GV) of the 415-nm pump (e-ray) equals the GV of the 830-nm signal (o-ray), and is far from the GV of the 830-nm idler (e-ray). Under this condition, the signal and idler are in a factorable state [11]. Figs. 1 (a-c) present the theoretical calculation of the (a) pump envelope function $|\alpha(\omega_s + \omega_i)|^2$, (b) phase-matching function $|\phi(\omega_s, \omega_i)|^2$, and (c) joint spectral distribution $|f(\omega_s, \omega_i)|^2$, respectively, when a pump beam (415 nm, FWHM = 2.3 nm) is focused on a 15-mm-long KDP crystal. It is obvious that (a) is frequency entangled; however, (b) is sharp and functions as a delta function. As a result, the product of (a) and (b) is factorable, as shown in (c). Fig. 1 (d) is

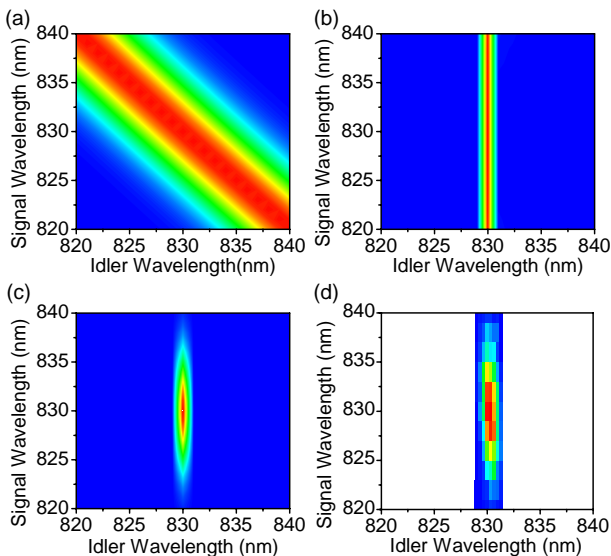


FIG. 1: Density plots of the (a) pump envelope function, (b) phase-matching function, (c) calculated joint spectral distribution function, and (d) experimentally observed joint spectral distribution, of the SPDC we employed.

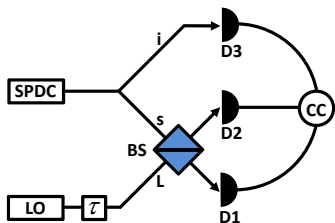


FIG. 2: Schematic model of the experiment. The LO photon (L), after a delay τ , interfered with the signal (s) at the beam splitter (BS) with the idler (i) as a herald. These photons were detected by three detectors and recorded by a three-fold coincidence counter (CC).

the experimentally measured joint spectral distribution, and will be explained in detail later.

Next we considered the interference between the signal and LO photons, with the idler as the herald, as shown in Fig. 2. If both the signal and LO were single photons that are indistinguishable from each other, we might expect a normal HOM interference [18]. However, in our case, the signal could be treated as a single photon when heralded by the sister idler photon. Thus, three-fold coincidence is necessary to ensure that a single signal photon interferes with an LO photon. In addition, the mean photon number in an LO pulse should be low enough that the probability of finding more than two LO photons is negligible. Another essential factor in this experiment is the indistinguishability between the signal and LO photons. Not only the identity in spectrotemporal profiles but also their purity, as described above, are essential to ensure indistinguishability.

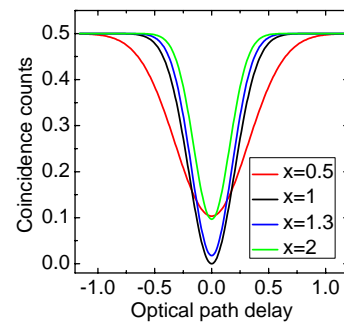


FIG. 3: Theoretical calculation of HOM interference between pure signal and LO photons with identical central wavelengths ($\delta=0$) and different bandwidth ratios ($x=\sigma_s/\sigma_L$). For $x=1$, we obtain $V=1$. When $x=1.3, 2$ and 0.5 , $V=0.96, 0.81, 0.79$, respectively.

Assuming that the spectrotemporal modes of both the signal and LO are pure, the three-fold coincidence count between the signal, idler and LO as a function of the delay τ between the signal and LO can be expressed as [20]

$$P(\tau) = \frac{1}{2} - \frac{\sigma_s \sigma_L}{\sigma_s^2 + \sigma_L^2} \exp \left[-\frac{\sigma_s^2 \sigma_L^2 \tau^2 + 4\delta^2}{2(\sigma_s^2 + \sigma_L^2)} \right], \quad (3)$$

where σ_s and σ_L are the bandwidths of Gaussian spectra for the signal and LO, respectively, and δ is the central frequency difference between the signal and LO. When $\delta=0$, the interference visibility V is written as

$$V \equiv \frac{P(\infty) - P(0)}{P(\infty)} = \frac{2x}{1+x^2} = \text{sech } \xi, \quad (4)$$

where $x = \sigma_s/\sigma_L$ and $\xi = \ln(x)$. Perfect interference, or $V=1$, is obtained, when $\delta=0$ and $x=1$. Figure 3 shows the calculated HOM interference pattern $P(\tau)$ for $\delta=0$ and some different values of x . We note that V is still as large as 0.96 when $x=1.3$, indicating that a small difference between the bandwidths of the LO and signal photons does not have a large influence on the interference visibility.

The experimental setup is displayed in Fig. 4. Femtosecond pulses (temporal duration ~ 150 fs, center wavelength = 830 nm, FWHM = 7.1 nm) from the mode-locked Titanium sapphire laser (Coherent, Mira900) were frequency-doubled by an 0.8-mm-thick lithium triborate (LBO) crystal and were used as the pump source for the SPDC. Pump pulses with power of 60 mW passed through a 15-mm-long KDP crystal cut for type-II (eoe) degenerate phase-matching at 830 nm ($\theta = 67.8^\circ$). The down-converted photons, i.e., the signal (o-ray, FWHM = 9.3 nm) and idler (e-ray, FWHM = 1.9 nm) were separated by a polarizing beam splitter. Then, idler photons were coupled into a single-mode fiber, and signal photons were coupled into a 50:50 single-mode fiber beam splitter (FBS) (Thorlabs, FC830-50B-FC). Fundamental laser pulses reflected from a beam sampler and highly

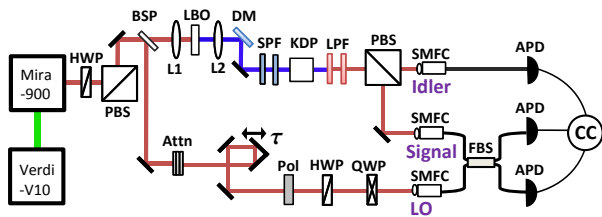


FIG. 4: The experiment setup. CC=coincidence counter, APD=avalanche photodiodes, FBS=fiber beam splitter, SMFC=single mode fiber coupler, PBS=polarizing beam splitter, QWP=quarter wave plate, HWP=half wave plate, Pol=polarizer, Attn=attenuator, BSP=beam sampler, DM=dichroic mirror, SPF=short wave pass filter, LPF=long wave pass filter.

attenuated by neutral density filters were used as LO photons. The polarization of the LO was adjusted by a polarizer, a half-wave plate, and a quarter-wave plate so that we could obtain the highest possible interference visibility between the signal and LO. Finally, all the collected photons were sent to three silicon avalanche photodiode (APD) detectors (PerkinElmer, SPCM-AQRH14) connected to a three-fold coincidence counter.

To check the factorability and purity of the prepared SPDC photon pairs, we measured the joint spectral distribution by putting a pair of monochromators on the signal and idler arms. The coincidence counts between signal and idler were recorded while scanning the wavelengths of the two monochromators. The measured joint spectral distribution is shown in Fig. 1 (d). The Schmidt Value [10, 12] calculated from Fig. 1 (d) was 1.03, showing good factorability [13], which ensures the high purity of the state we prepared.

Fig. 5 (a) shows the result of the three-fold coincidence count rate as a function of the optical path delay τ . The observed single count rates of the idler, signal and LO were 9 kHz, 9 kHz and 600 kHz, respectively. In this case, the average photon number per LO pulse was less than 0.02. The two-fold coincidence count rate between the signal and idler was 1.2 kHz, while the three-fold coincidence count rate between the signal, idler and LO was 4.8 Hz. The three-fold counting rate exhibited a steep HOM dip around $\tau = 0$, as predicted in Fig. 3. The maximum visibility observed was $89.4 \pm 0.5 \%$, with an FWHM of $50.1 \mu\text{m}$. In contrast, as shown in Fig. 5 (b), the visibility of a two-fold coincidence count between the signal and LO was only $29.5 \pm 0.3\%$. In this measurement, the corresponding single count of both the signal and LO were 12 kHz.

With the idler as a herald, the interference between the signal and weak LO can be viewed as an interference between two single-photon states, which can achieve 100% visibility in the ideal case. On the contrary, without the heralding by the idler, the two-fold interference is only a classical interference between a thermal signal

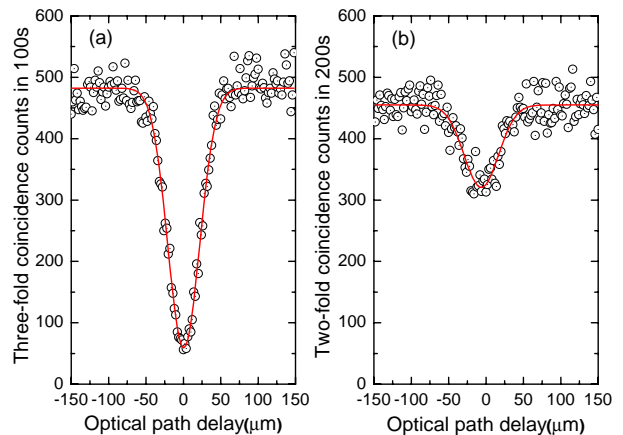


FIG. 5: Observed HOM interference. (a) Three-fold coincidence counts between the LO and heralded signal, with the idler as the herald. (b) Two-fold coincidence counts between the LO and signal, without the herald. No background signals were subtracted in either (a) or (b). The solid curves represent Gaussian fits to the data points.

state and a weak coherent LO state, and the upper limit of the visibility is only 50%. This is the reason for the much higher visibility in Fig. 5 (a) than in Fig. 5 (b).

In the experiment, the FWHM of the signal and LO spectra were 9.3 nm and 7.1 nm, respectively. According to Eq. (3), the FWHM of the three-fold HOM dip was expected to be $44.5 \mu\text{m}$, which is in reasonable agreement with the experimental value of $50.1 \mu\text{m}$. The slightly longer value in the experiment might originate from stretched UV pump duration caused by group velocity dispersion (GVD) in the SHG crystal. We also expect, using Eq. (4) and the measured FWHMs, that $V=96.5 \%$. The measured visibility $89.4 \pm 0.5 \%$ was slightly smaller than the theoretically expected value. The result may derive from the GVD effect in the SHG crystal [8], and the background accidental counts. Nevertheless, in comparison with the first experiment of nonclassical interference from independent sources [8], which employed a 3-nm bandpass filter and achieved a visibility of $62.8 \pm 1.2 \%$ in three-fold and $4.6 \pm 0.2 \%$ in two-fold HOM interferences, we achieved significant improvement not only in the visibility but also in the efficiency, using the spectrally pure single-photon source.

Mosley *et al.* [12, 13] demonstrated, for the first time, that pure heralded single photons can be generated through group velocity-matched SPDC, without spectral filtering. In their experiment, two independent KDP crystals were pumped to produce two identical pairs of photons. The observed interference visibilities were $94.4 \pm 1.6 \%$ between idlers and $89.9 \pm 3.0 \%$ between signals. It should be emphasized that our scheme was different from their experiment. Both interfering photons in Refs. [12, 13] were in heralded single-photon states, while in our approach, one source was in a heralded single-

photon state, and the other was in a weak coherent state. Our experiment manifested that spectrally pure single-photon states can exhibit high-visibility nonclassical interference even with classical, weak coherent states.

Many subareas of quantum information processing [3, 6, 7, 21–27] require nonclassical interference of photons from independent sources. Traditionally in these experiments, spectral filtering has been utilized to improve visibility at the expense of decreasing event efficiency. When the system expands to utilize more photons, this may become a severe problem. With the scheme proposed in this paper, we can improve the visibility without such expense, so that the system has a better expandability.

Another application of our approach is homodyne-based quantum metrology and quantum information protocols. Homodyne detection is a widely used technique in quantum optics, in which a quantum signal mixes with a strong LO on a beam splitter. Conventionally, the LO and signal are filtered by narrow bandpass filters to match the modes and improve their indistinguishability [4]. The use of bandpass filters, of course, decreases the event efficiency, increasing the duration of the acquisition process. To date, preparing the signal in a pure spectrotemporal mode, and at the same time matching the modes of the LO and signal is still a challenging task [4]. The high-visibility interference between the signal and LO in our experiment provides a good solution to the mode-matching problem in homodyne detection. In addition, the recent proposal on the preparation of high-NOON states by mixing SPDC photons with coherent photons [28] also highlights the need for a pure SPDC source for spectrotemporal mode matching.

In conclusion, we have experimentally demonstrated high-visibility nonclassical interference between a spectrally pure heralded single-photon state and a weak coherent LO state. The observed three-fold HOM interference exhibited a visibility of 89.4 ± 0.5 %, which is superior to previous results, without any spectral filtering. Our scheme has promising applications in quantum metrology and quantum information experiments requiring indistinguishability and quantum interference between photons in nonclassical states and those in coherent states.

R.-B. Jin is grateful to P. J. Mosley for helpful discussions. This work was supported by a Grant-in-Aid for Creative Scientific Research (17GS1204) from the Japan Society for the Promotion of Science.

[1] C.-Y. Lu, X.-Q. Zhou, O. Guhne, W.-B. Gao, J. Zhang, Z.-S. Yuan, A. Goebel, T. Yang, and J.-W. Pan, *Nat Phys* **3**, 91 (2007), ISSN 1745-2473.

[2] N. Gisin and R. Thew, *Nat Photon* **1**, 165 (2007).

- [3] B. P. Lanyon, T. J. Weinhold, N. K. Langford, M. Barbieri, D. F. V. James, A. Gilchrist, and A. G. White, *Phys. Rev. Lett.* **99**, 250505 (2007).
- [4] A. I. Lvovsky and M. G. Raymer, *Rev. Mod. Phys.* **81**, 299 (2009).
- [5] A. I. Lvovsky and J. Mlynek, *Phys. Rev. Lett.* **88**, 250401 (2002).
- [6] T. B. Pittman, M. J. Fitch, B. C. Jacobs, and J. D. Franson, *Phys. Rev. A* **68**, 032316 (2003).
- [7] T. B. Pittman, B. C. Jacobs, and J. D. Franson, *Phys. Rev. A* **71**, 032307 (2005).
- [8] J. G. Rarity, P. R. Tapster, and R. Loudon, [arXiv.org:quant-ph/9702032](https://arxiv.org/abs/quant-ph/9702032) (1997).
- [9] J. G. Rarity, P. R. Tapster, and R. Loudon, *Journal of Optics B: Quantum and Semiclassical Optics* **7**, S171 (2005).
- [10] A. B. U'Ren, C. Silberhorn, K. Banaszek, I. A. Walmsley, R. Erdmann, W. P. Grice, and M. G. Raymer, *Laser Physics* **15**, 146 (2005).
- [11] P. Wasylczyk, A. B. U'ren, P. J. Mosley, J. Lundeen, M. P. A. Branderhorst, S. P. Gorza, A. Monmayrant, A. Radunsky, and I. A. Walmsley, *Journal of Modern Optics* **54**, 1939 (2007).
- [12] P. J. Mosley, J. S. Lundeen, B. J. Smith, P. Wasylczyk, A. B. U'Ren, C. Silberhorn, and I. A. Walmsley, *Phys. Rev. Lett.* **100**, 133601 (2008).
- [13] P. J. Mosley, J. S. Lundeen, B. J. Smith, and I. A. Walmsley, *New Journal of Physics* **10**, 093011 (2008).
- [14] M. Halder, J. Fulconis, B. Cerny, A. Clark, C. Xiong, W. J. Wadsworth, and J. G. Rarity, *Opt. Express* **17**, 4670 (2009).
- [15] O. Cohen, J. S. Lundeen, B. J. Smith, G. Puentes, P. J. Mosley, and I. A. Walmsley, *Phys. Rev. Lett.* **102**, 123603 (2009).
- [16] J. Fulconis, O. Alibart, W. J. Wadsworth, and J. G. Rarity, *New Journal of Physics* **9**, 276 (2007).
- [17] C. Söller, B. Brecht, P. J. Mosley, L. Y. Zang, A. Podlipensky, N. Y. Joly, P. S. J. Russell, and C. Silberhorn, *Phys. Rev. A* **81**, 031801 (2010).
- [18] C. K. Hong, Z. Y. Ou, and L. Mandel, *Phys. Rev. Lett.* **59**, 2044 (1987).
- [19] W. P. Grice, A. B. U'Ren, and I. A. Walmsley, *Phys. Rev. A* **64**, 063815 (2001).
- [20] P. J. Mosley, Ph.D. thesis, University of Oxford (2007).
- [21] H.-X. Lu, J. Zhang, X.-Q. Wang, Y.-D. Li, and C.-Y. Wang, *Phys. Rev. A* **78**, 033819 (2008).
- [22] R. Kaltenbaek, B. Blauensteiner, M. Żukowski, M. Aspelmeyer, and A. Zeilinger, *Phys. Rev. Lett.* **96**, 240502 (2006).
- [23] A. Zavatta, M. D'Angelo, V. Parigi, and M. Bellini, *Phys. Rev. Lett.* **96**, 020502 (2006).
- [24] J. G. Rarity, *Philosophical Transactions of the Royal Society of London. Series A: Mathematical, Physical and Engineering Sciences* **361**, 1507 (2003).
- [25] T. B. Pittman, B. C. Jacobs, and J. D. Franson, *Phys. Rev. A* **69**, 042306 (2004).
- [26] T. B. Pittman, B. C. Jacobs, and J. D. Franson, *Phys. Rev. A* **64**, 062311 (2001).
- [27] T. B. Pittman and J. D. Franson, *Phys. Rev. Lett.* **90**, 240401 (2003).
- [28] I. Afek, O. Ambar, and Y. Silberberg, *Science* **328**, 879 (2010).