

HOW TO MEASURE THE CHARM DENSITY IN THE PROTON AT EIC *

N.Ya. IVANOV

Yerevan Physics Institute, Alikhanian Bros. Str. 2, 0036 Yerevan, Armenia

E-mail: nikiv@yepphi.am

www.yepphi.am

We study two experimental ways to measure the heavy-quark content of the proton: using the Callan-Gross ratio $R(x, Q^2) = F_L/F_T$ and/or the azimuthal $\cos(2\varphi)$ asymmetry in deep inelastic lepton-nucleon scattering. Our approach is based on the following observations. First, unlike the production cross sections, the ratio $R(x, Q^2) = F_L/F_T$ and the azimuthal $\cos(2\varphi)$ asymmetry in heavy-quark leptonproduction are sufficiently stable, both parametrically and perturbatively, in a wide region of variables x and Q^2 within the fixed-flavor-number scheme of QCD. Second, both these quantities, $R(x, Q^2) = F_L/F_T$ and $\cos(2\varphi)$ asymmetry, are sensitive to resummation of the mass logarithms of the type $\alpha_s \ln(Q^2/m^2)$ within the variable-flavor-number schemes. These two facts together imply that the heavy-quark densities in the nucleon can, in principle, be determined from high- Q^2 data on the Callan-Gross ratio and/or the azimuthal asymmetry in heavy-quark leptonproduction. In particular, the charm content of the proton can be measured in future studies at the proposed Large Hadron-Electron (LHeC) and Electron-Ion (EIC) Colliders.

Keywords: Perturbative QCD, Heavy-Quark Leptonproduction, Mass Logarithms Resummation, Callan-Gross Ratio, Azimuthal Asymmetry

1. Introduction

The notion of the intrinsic charm (IC) content of the proton has been introduced about 30 years ago in Ref. [1]. It was shown that, in the light-cone Fock space picture,² it is natural to expect a five-quark state contribution, $|uudc\bar{c}\rangle$, to the proton wave function. This component can be generated by $gg \rightarrow c\bar{c}$ fluctuations inside the proton where the gluons are coupled to different valence quarks. The original concept of the charm density in the

*Talk given at the Workshop on Exclusive Reactions at High Momentum Transfer (IV), May 18-21, 2010, TJNAF, Newport News, VA and Electron-Ion Collider Collaboration Meeting, July 29-31, 2010, Catholic University of America, Washington, DC

proton¹ has nonperturbative nature since a five-quark contribution $|uudc\bar{c}\rangle$ scales as $1/m^2$ where m is the c -quark mass.³

In the middle of nineties, another point of view on the charm content of the proton has been proposed in the framework of the variable-flavor-number scheme (VFNS).^{4,5} The VFNS is an approach alternative to the traditional fixed-flavor-number scheme (FFNS) where only light degrees of freedom (u, d, s and g) are considered as active. Within the VFNS, the mass logarithms of the type $\alpha_s \ln(Q^2/m^2)$ are resummed through the all orders into a heavy quark density which evolves with Q^2 according to the standard DGLAP⁶ evolution equation. Hence this approach introduces the parton distribution functions (PDFs) for the heavy quarks and changes the number of active flavors by one unit when a heavy quark threshold is crossed. Note also that the charm density arises within the VFNS perturbatively via the $g \rightarrow c\bar{c}$ evolution. Some recent developments concerning the VFNS are presented in Refs. [7–9]. So, the VFNS was introduced to resum the mass logarithms and to improve thus the convergence of original pQCD series.

Presently, both nonperturbative IC and perturbative charm density are widely used for a phenomenological description of available data. (A recent review of the theory and experimental constraints on the charm quark distribution may be found in Ref. [10]). In particular, practically all the recent versions of the CTEQ^{11–13} and MRST¹⁴ sets of PDFs are based on the VFNS schemes and contain a charm density. At the same time, the key question remains open: How to measure the charm content of the proton? The basic theoretical problem is that radiative corrections to the heavy-flavor production cross sections are large: they increase the leading order (LO) results by approximately a factor of two. Moreover, soft-gluon resummation of the threshold Sudakov logarithms indicates that higher-order contributions can also be substantial. (For reviews, see Refs. [15,16].) On the other hand, perturbative instability leads to a high sensitivity of the theoretical calculations to standard uncertainties in the input QCD parameters: the heavy-quark mass, m , the factorization and renormalization scales, μ_F and μ_R , Λ_{QCD} and the PDFs. For this reason, one can only estimate the order of magnitude of the pQCD predictions for charm production cross sections in the entire energy range from the fixed-target experiments¹⁷ to the RHIC collider.¹⁸

Since production cross sections are not perturbatively stable, they cannot be a good probe of the charm density in the proton. For this reason, it is of special interest to study those observables that are well-defined in pQCD. Nontrivial examples of such observables were proposed

in Refs. [19–24], where the azimuthal $\cos(2\varphi)$ asymmetry and Callan-Gross ratio $R(x, Q^2) = F_L/F_T$ in heavy quark leptonproduction were analyzed.^a It was shown that, contrary to the production cross sections, the azimuthal asymmetry^{20,22} and Callan-Gross ratio²⁴ in heavy flavor leptonproduction are stable within the FFNS, both parametrically and perturbatively.

In the present talk, we discuss resummation of the mass logarithms of the type $\alpha_s \ln(Q^2/m^2)$ in heavy quark leptonproduction:^{23,26}

$$l(\ell) + N(p) \rightarrow l(\ell - q) + Q(p_Q) + X[\bar{Q}](p_X). \quad (1)$$

The cross section of the reaction (1) may be written as

$$\begin{aligned} \frac{d^3\sigma_{lN}}{dx dQ^2 d\varphi} = & \frac{2\alpha_{em}^2}{Q^4} \frac{y^2}{1-\varepsilon} \left[F_T(x, Q^2) + \varepsilon F_L(x, Q^2) \right. \\ & \left. + \varepsilon F_A(x, Q^2) \cos 2\varphi + 2\sqrt{\varepsilon(1+\varepsilon)} F_I(x, Q^2) \cos \varphi \right], \quad (2) \end{aligned}$$

where $F_2(x, Q^2) = 2x(F_T + F_L)$ while the quantity ε measures the degree of the longitudinal polarization of the virtual photon in the Breit frame:²⁷ $\varepsilon = \frac{2(1-y)}{1+(1-y)^2}$. The quantities x , y , and Q^2 are the usual Bjorken kinematic variables while the azimuth φ is defined in Fig. 1.

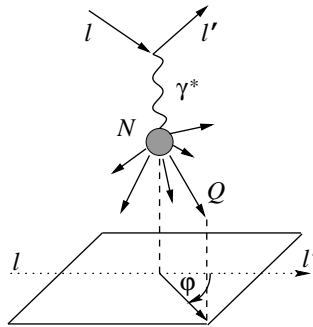


Fig. 1. Definition of the azimuthal angle φ in the nucleon rest frame.

In next sections, we will consider resummation of the mass logarithms for the quantities $R(x, Q^2)$ and $A(x, Q^2)$ defined as

$$R(x, Q^2) = \frac{F_L}{F_T}(x, Q^2), \quad A(x, Q^2) = 2x \frac{F_A}{F_2}(x, Q^2). \quad (3)$$

^aNote also the recent paper [25], where the perturbative stability of the QCD predictions for the charge asymmetry in top-quark hadroproduction has been observed.

2. Resummation for F_2 and Callan-Gross Ratio

To estimate the charm-initiated contributions, we use the ACOT(χ) VFNS proposed in Ref. [7].^b In Figs. 2 and 3, we present numerical analysis of the NLO corrections²⁸ and charm-initiated contributions to the structure function $F_2(x, Q^2)$ and Callan-Gross ratio $R(x, Q^2) = F_L/F_T$ in charm lepton production. In our calculations, we use the CTEQ6M parametrization of the gluon and charm PDFs together with the value $m_c = 1.3$ GeV [13].^c The default value of the factorization and renormalization scales is $\mu = \sqrt{4m_c^2 + Q^2}$.

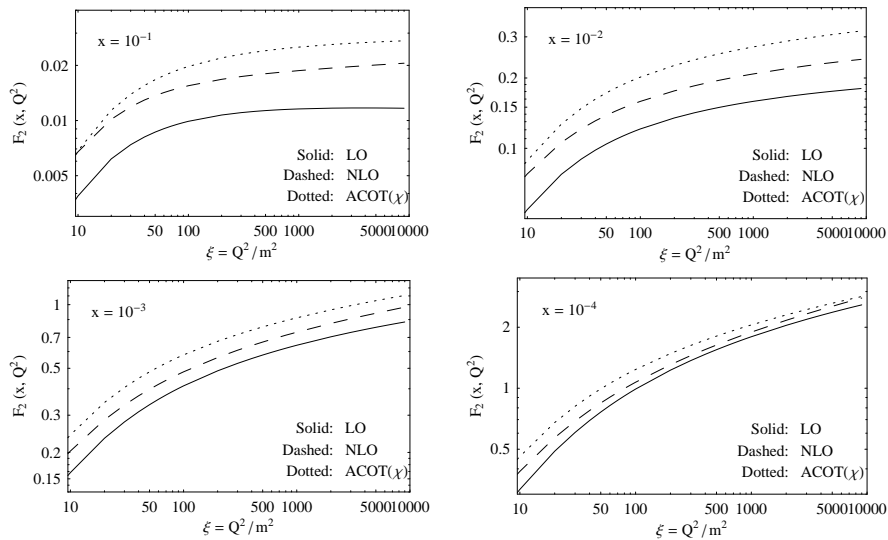


Fig. 2. Q^2 dependence of the structure function $F_2(x, Q^2)$ in charm lepton production at $x = 10^{-1}$, 10^{-2} , 10^{-3} and 10^{-4} . Plotted are the LO (solid lines) and NLO (dashed lines) FFNS predictions, as well as the ACOT(χ) VFNS (dotted curves) results.

One can see from Fig. 2 that, at $x \sim 10^{-1}$, both the radiative corrections and charm-initiated contributions to $F_2(x, Q^2)$ are large: they increase the LO FFNS results by approximately a factor of two for all Q^2 . At the same

^bFor more details, see Refs. [23,26].

^cNote that we convolve the NLO CTEQ6M distribution functions with both the LO and NLO partonic cross sections that makes it possible to estimate directly the degree of stability of the FFNS predictions under radiative corrections.

time, the relative difference between the dashed and dotted lines does not exceed 25% for $\xi = Q^2/m^2 < 10^3$.

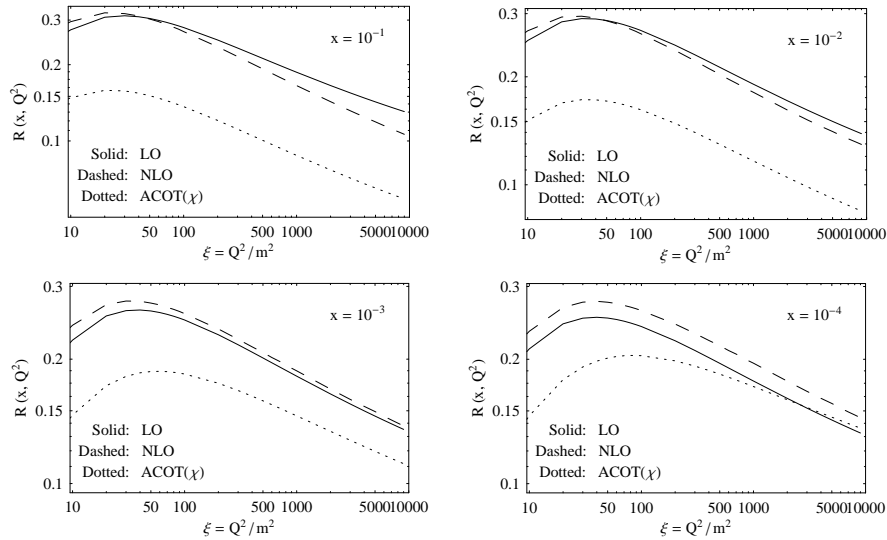


Fig. 3. Q^2 dependence of the Callan-Gross ratio, $R(x, Q^2) = F_L/F_T$, in charm lepton production at $x = 10^{-1}$, 10^{-2} , 10^{-3} and 10^{-4} . Plotted are the LO (solid lines) and NLO (dashed lines) FFNS predictions, as well as the ACOT(χ) VFNS (dotted curves) results.

Considering the corresponding predictions for the ratio $R(x, Q^2)$ presented in Fig. 3, we see that, in this case, the NLO and charm-initiated contributions are strongly different. The NLO corrections to $R(x, Q^2)$ are small, less than 15%, for $x \sim 10^{-3}$ – 10^{-1} and $\xi < 10^4$. On the other hand, the corresponding charm-initiated contributions are large: they decrease the LO FFNS predictions by about 50% practically for all values of $\xi > 10$. This is due to the fact that resummation of the mass logarithms has different effects on the structure functions $F_T(x, Q^2)$ and $F_L(x, Q^2)$ because they have different dependences on the quantities $\alpha_s^n \ln^k(Q^2/m^2)$. In particular, contrary to the transverse structure function, $F_T(x, Q^2)$, the longitudinal one, $F_L(x, Q^2)$, does not contain potentially large mass logarithms at both LO and NLO.^{29,30} We conclude that, contrary to the the production cross sections, the Callan-Gross ratio $R(x, Q^2) = F_L/F_T$ could be good probe of the charm density in the proton at $x \sim 10^{-3}$ – 10^{-1} .

Note that this observation depends weakly on the PDFs we use. We

have verified that all the recent CTEQ versions^{11–13} of the PDFs lead to a sizeable reduction of the LO FFNS predictions for the ratio $R(x, Q^2)$.

As to the low $x \rightarrow 0$ behavior of the Callan-Gross ratio, this problem requires resummation of the BFKL³¹ terms of the type $\ln(1/x)$ and will be considered in a forthcoming publication.

3. Resummation for Azimuthal Asymmetry

Fig. 4 shows the $ACOT(\chi)$ predictions for the asymmetry parameter $A(x, Q^2) = 2xF_A/F_2$ at several values of variable x : $x = 10^{-1}$, 10^{-2} , 10^{-3} and 10^{-4} . For comparison, we plot also the LO FFNS predictions (solid curves). Again, we use the CTEQ6M parametrization of PDFs, $m_c = 1.3$ GeV, and $\mu = \sqrt{4m_c^2 + Q^2}$.

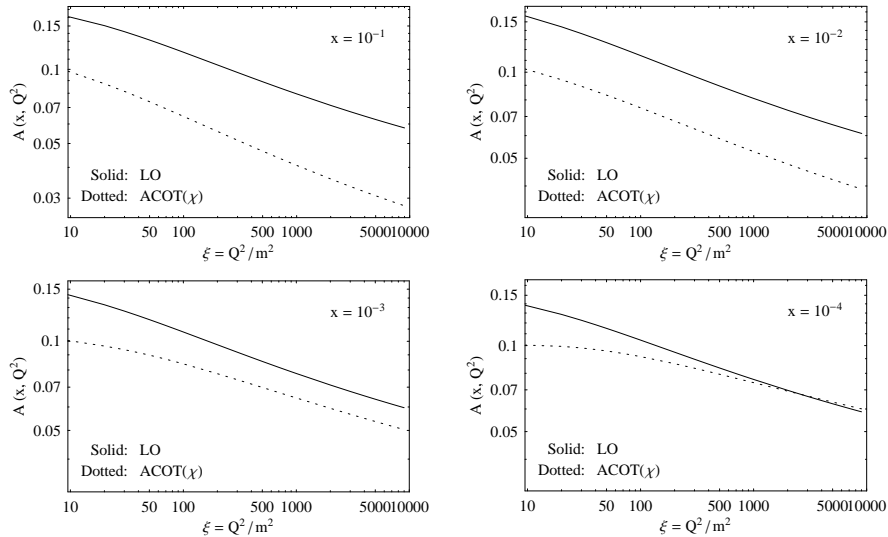


Fig. 4. Q^2 dependence of the azimuthal asymmetry, $A(x, Q^2) = 2xF_A/F_2$, in charm lepton production at $x = 10^{-1}$, 10^{-2} , 10^{-3} and 10^{-4} . Plotted are the LO FFNS (solid lines) and $ACOT(\chi)$ VFNS (dotted curves) results.

One can see from Fig. 4 the following properties of the azimuthal asymmetry. The mass logarithms resummation leads to a sizeable decreasing of the LO FFNS predictions for the $\cos 2\varphi$ -asymmetry. In the $ACOT(\chi)$ scheme, the charm-initiated contribution reduces the FFNS results for $A(x, Q^2)$ by about (30–40)% at $x \sim 10^{-2}$ – 10^{-1} . The origin of this re-

duction is the same as in the case of $R(x, Q^2)$: contrary to F_2 , the azimuth dependent structure function F_A is safe in the limit $m^2 \rightarrow 0$ at least at LO.

Presently, the exact NLO predictions for the azimuth dependent structure function F_A are not available. However, in Ref. [23] the NLO corrections to the $\cos 2\varphi$ -asymmetry have been estimated within the so-called soft-gluon approximation at $Q^2 \lesssim m^2$.^d It was demonstrated that large soft-gluon corrections to both F_A and F_2 cancel each other in their ratio $A = 2xF_A/F_2$ with a good accuracy. For this reason, one can expect that the $\cos 2\varphi$ -asymmetry is also stable, both parametrically and perturbatively, in a wide kinematic range of variables x and Q^2 within the FFNS.

We have also analyzed how the VFNS predictions depend on the choice of subtraction prescription. In particular, the schemes proposed in Refs. [8,32] have been considered. We have found that, sufficiently above the production threshold, these subtraction prescriptions also reduce the LO FFNS results for the asymmetry by approximately (30–50)%.

One can conclude that impact of the mass logarithms resummation on the $\cos 2\varphi$ asymmetry is essential at $x \sim 10^{-2}$ – 10^{-1} and therefore can be tested experimentally.

4. Conclusion

In the present talk, we compare the structure function F_2 , Callan-Gross ratio $R = F_L/F_T$ and azimuthal asymmetry $A = 2xF_A/F_2$ in charm lepto-production as probes of the charm content of the proton. To estimate the charm-initiated contributions, we used the ACOT(χ) VFNS⁷ and recent CTEQ sets^{11–13} of PDFs. Our analysis of the radiative and charm-initiated corrections indicates that, in a wide kinematic range, both contributions to the structure function $F_2(x, Q^2)$ have similar x and Q^2 behaviors. For this reason, it is difficult to estimate the charm content of the proton using only data on $F_2(x, Q^2)$.

The situation with the Callan-Gross ratio and azimuthal asymmetry seems to be more optimistic. Our analysis shows that resummation of the mass logarithms leads to reduction of the FFNS predictions for $R(x, Q^2)$ and $A(x, Q^2)$ by (30–50)% at $x \sim 10^{-2}$ – 10^{-1} and $Q^2 \gg m^2$. Taking into account the perturbative stability of the Callan-Gross ratio and azimuthal asymmetry within the FFNS,^{23,26} this fact implies that the charm density in the proton can, in principle, be determined from high- Q^2 data on $R = F_L/F_T$ and $A = 2xF_A/F_2$.

^dThe soft-gluon approximation is unreliable for high $Q^2 \gg m^2$.

Concerning the experimental aspects, the quantities $R(x, Q^2)$ and $A(x, Q^2)$ in charm leptonproduction can be measured in future studies at the proposed EIC³³ and LHeC³⁴ colliders at BNL/JLab and CERN, correspondingly.

5. Acknowledgments

We thank S. I. Alekhin and J. Blümlein for providing us with fast code²⁸ for numerical calculations of the NLO DIS cross sections. The author is grateful to H. Avakian, S.J. Brodsky and C. Weiss for useful discussions. This work was supported in part by the ANSEF 2010 grant PS-2033.

References

1. S. J. Brodsky, P. Hoyer, C. Peterson, and N. Sakai, Phys. Lett. B **93**, 451 (1980); S. J. Brodsky, C. Peterson, and N. Sakai, Phys. Rev. D **23**, 2745 (1981).
2. S. J. Brodsky, "Light-front QCD" [hep-ph/0412101]; S. J. Brodsky, Few Body Syst. **36**, 35 (2005).
3. M. Franz, V. Polyakov, and K. Goeke, Phys. Rev. D **62**, 074024 (2000).
4. M. A. G. Aivazis, J. C. Collins, F. I. Olness, and W. -K. Tung, Phys. Rev. D **50**, 3102 (1994).
5. J. C. Collins, Phys. Rev. D **58**, 094002 (1998).
6. V. N. Gribov and L. N. Lipatov, Sov. J. Nucl. Phys. **15**, 438 (1972); Y. L. Dokshitzer, Sov. Phys. JETP **46**, 641 (1977); G. Altarelli and G. Parisi, Nucl. Phys. B **126**, 298 (1977).
7. W. -K. Tung, S. Kretzer, and C. Schmidt, J. Phys. G **28**, 983 (2002).
8. M. Kramer, F. I. Olness, and D. E. Soper, Phys. Rev. D **62**, 096007 (2000).
9. R. S. Thorne, Phys. Rev. D **73**, 054019 (2006); C. D. White and R. S. Thorne, Phys. Rev. D **74**, 014002 (2006); W. K. Tung, H. L. Lai, A. Belyaev, J. Pumplin, D. Stump, and C. -P. Yuan, JHEP **0702**, 053 (2007); S. Kretzer, H. L. Lai, F. I. Olness and W. -K. Tung, Phys. Rev. D **69**, 114005 (2004); R. S. Thorne and W. K. Tung, [arXiv:0809.0714 [hep-ph]]; P. M. Nadolsky, [arXiv:0809.0945 [hep-ph]].
10. J. Pumplin, Phys. Rev. D **73**, 114015 (2006); S. J. Brodsky, B. Kopeliovich, I. Schmidt, and J. Soffer, Phys. Rev. D **73**, 113005 (2006); J. Pumplin, H. L. Lai, and W. K. Tung, Phys. Rev. D **75**, 054029 (2007).
11. H.L. Lai, J. Huston, S. Kuhlmann, F. Olness, J. Owens, D. Soper, W.K. Tung and H. Weerts, Phys. Rev. D **55**, 1280 (1997).
12. H.L. Lai, J. Huston, S. Kuhlmann, J. Morfin, F. Olness, J.F. Owens, J. Pumplin and W.K. Tung, Eur. Phys. J. C **12**, 375 (2000).
13. J. Pumplin, D. R. Stump, J. Huston, H. L. Lai, P. Nadolsky, and W. K. Tung, JHEP **0207**, 012 (2002).
14. A. D. Martin, R. G. Roberts, W. J. Stirling, and R. S. Thorne, Phys. Lett. B **604**, 61 (2004).

15. E. Laenen and S. -O. Moch, *Phys. Rev. D* **59**, 034027 (1999).
16. N. Kidonakis, *Phys. Rev. D* **64**, 014009 (2001); N. Kidonakis, *Phys. Rev. D* **73**, 034001 (2006).
17. M. L. Mangano, P. Nason, and G. Ridolfi, *Nucl. Phys. B* **373**, 295 (1992); S. Frixione, M. L. Mangano, P. Nason, and G. Ridolfi, *Nucl. Phys. B* **412**, 225 (1994).
18. R. Vogt, *Eur. Phys. J. ST* **155**, 213 (2008).
19. N. Ya. Ivanov, A. Capella, and A. B. Kaidalov, *Nucl. Phys. B* **586**, 382 (2000).
20. N. Ya. Ivanov, *Nucl. Phys. B* **615**, 266 (2001).
21. N. Ya. Ivanov, P. E. Bosted, K. Griffioen, and S. E. Rock, *Nucl. Phys. B* **650**, 271 (2003).
22. N. Ya. Ivanov, *Nucl. Phys. B* **666**, 88 (2003).
23. L. N. Ananiyan and N. Ya. Ivanov, *Phys. Rev. D* **75**, 014010 (2007); L. N. Ananiyan and N. Ya. Ivanov, *Nucl. Phys. B* **762**, 256 (2007).
24. N. Ya. Ivanov and B. A. Kniehl, *Eur. Phys. J. C* **59**, 647 (2009).
25. L. G. Almeida, G. Sterman, and W. Vogelsang, *Phys. Rev. D* **78**, 014008 (2008).
26. N. Ya. Ivanov, *Nucl. Phys. B* **814**, 142 (2009).
27. N. Dombey, *Rev. Mod. Phys.* **41**, 236 (1969).
28. S. I. Alekhin and J. Bluemlein, *Phys. Lett. B* **594**, 299 (2004).
29. E. Laenen, S. Riemersma, J. Smith, and W. L. van Neerven, *Nucl. Phys. B* **392**, 162 (1993).
30. M. Buza, Y. Matiounine, J. Smith, R. Migneron, and W. L. van Neerven, *Nucl. Phys. B* **472**, 611 (1996).
31. E. A. Kuraev, L. N. Lipatov, and V. S. Fadin, *Sov. Phys. JETP* **44**, 443 (1976); I. I. Balitzki and L. N. Lipatov, *Sov. J. Nucl. Phys.* **28**, 822 (1978); L. N. Lipatov, *Sov. Phys. JETP* **63**, 904 (1986).
32. S. Kretzer and I. Schienbein, *Phys. Rev. D* **58**, 094035 (1998).
33. A. Deshpande, R. Milner, R. Venugopalan, and W. Vogelsang, *Ann. Rev. Nucl. Part. Sci.* **55**, 165 (2005).
34. J. B. Dainton, M. Klein, P. Newman, E. Perez, and F. Willeke, *J. Inst.* **1**, P10001 (2006).