

# Earth impact threat of newly discovered asteroids: an *a posteriori* analysis

Germano D'Abramo <sup>a</sup>

<sup>a</sup>*Istituto Nazionale di Astrofisica, Via Fosso del Cavaliere 100, 00133, Roma, Italy*

---

## Abstract

In the last decade many of us, both scientists and laymen, have probably heard at least once through the newspapers, TV and Internet that a new asteroid has been discovered with an alarming high probability of collision with the Earth in the near future. We guess that, as personal reaction, some of the most common questions probably have been: how should I handle all this? Is there something really serious in today's impact threat announcement to worry about? The present paper aims to put in the proper perspective these impact threat announcements. Moreover, it aims to suggest what we consider the right interpretation of the asteroid impact probabilities calculated and dispatched by the current impact monitoring systems set up by astronomers. We provide a probability measure which is more proper in expressing the impact threat and it is somewhat independent from the specific value of the impact probability calculated by monitoring systems for newly discovered asteroids.

*Key words:* Celestial mechanics; Asteroid impact probability; Impact monitoring; Impact threat perception

---

## 1 Introduction

Starting from 1999, news and announcements about newly discovered Near Earth Asteroids (NEAs, see Fig. 1 for the astronomical classification of such planetary objects) with unusually high Earth-collision chances in the near future are appearing periodically on the press, TV and the Web.

Admittedly, this happens every more time with a dwindling feedback by the public opinion, unless the announcement concerns a new, relatively big aster-

---

*Email address:* Germano.Dabramo@iasf-roma.inaf.it (Germano D'Abramo).

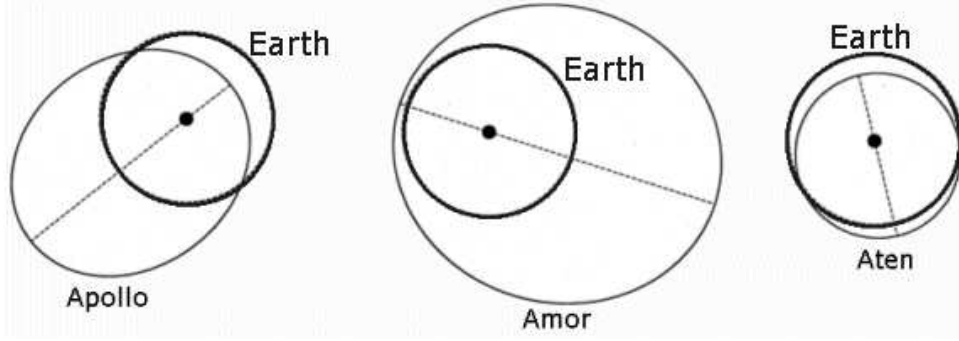


Fig. 1. Near Earth Asteroids, or NEAs, are all those asteroids with perihelion distance  $q$  less than 1.3 A.U. (1 A.U. is the mean Earth-Sun distance and it is nearly equal to  $1.5 \times 10^8$  km). The *perihelion* is the point in the orbit of a planetary object where it is nearest to the Sun, as opposed to *aphelion* where it is farthest. NEAs are divided in three sub-classes: Apollos, Amors, Atens. Apollos have  $q < 0.983$  A.U. and semi-major axis  $a > 1$  A.U. Amors have  $1.017 \text{ A.U.} < q < 1.3 \text{ A.U.}$  Atens have aphelion distance  $Q > 0.983$  A.U. and semi-major axis  $a < 1$  A.U. Note that 0.983 A.U. and 1.017 A.U. are the perihelion and aphelion distances of the Earth, respectively.

oid (hundreds of meters in size) with an alarming high probability of hitting the Earth in the next decades.

To date, impact monitoring and analysis are carried out exclusively by only two research groups in the world, one at the University of Pisa (the system is called CLOMON2<sup>1</sup>) and the other at NASA-JPL (where it is called SENTRY<sup>2</sup>). On a daily basis, these two groups collect all astrometric data of newly discovered NEAs; actually, they collect data of all NEAs, new and known, observed the previous night by the discovery surveys.

Astrometric data, or astrometric observations, are the optical/radar measurements of the asteroid sky position with respect to the so-called fixed stars (the Earth, in the case of radar observations). These data come from all the observatories around the world and are publicly available at the Minor Planet Center (MPC)<sup>3</sup> at Harvard, Massachusetts. SENTRY and CLOMON2 then apply their algorithmic procedures to such data in order to identify possible threatening asteroids among the new ones.

One of the first case in the history of the impact monitoring era was that of asteroid 1999 AN<sub>10</sub>. This object and its announced non zero impact probability

<sup>1</sup> <http://newton.dm.unipi.it/neodys/index.php?pc=4.1>

<sup>2</sup> <http://neo.jpl.nasa.gov/risk/>

<sup>3</sup> <http://www.minorplanetcenter.org/iau/mpc.html>. The MPC is responsible at international level for the designation of minor bodies in the Solar System and for the efficient collection, computation, checking and dissemination of astrometric observations and orbits for minor planets and comets.

in the near future rose a sort of unprecedented turmoil within the astronomical community and, to a lesser extent, also within the public opinion (for more information, see Milani *et al.*, 1999; 2003 and the News Section of the NASA Ames Research Center<sup>4</sup>; for a detailed historical account of this case, see Chapman, 1999 and Marsden, 2004).

For the record, to date the last asteroid discovered with near future non zero impact probabilities is the four hundred meters sized 2010 TM, while probably the most famous one is the case of asteroid Apophis<sup>5</sup> ( $\sim 300$  meters in size): in December, 2004 the monitoring systems calculated an initial impact chance for the year 2029 as high as  $\sim 1/38$  (Sansaturio and Arratia, 2008). Then, after more observational data were gathered, the impact in 2029 was ruled out. Currently, Apophis has a chance nearly equal to  $1/230.000$  of hitting the Earth in 2036. For a daily updated list of all potential future impactors, see CLOMON2 and SENTRY Web pages.

The discovery of new NEAs with non zero impact probabilities always rises the attention of the astronomical community, at least of those who work in that field, and sometimes, as said before, the attention/interest of the general public: this typically happens when the calculated impact probabilities for a specific date in the future result to be *unusually high* according to the standards of the astronomical community (see the International Astronomical Union –IAU– rules<sup>6</sup>) and when the researchers stress that the case should deserve more attention.

To be more precise, *unusually high* means that the impact probability calculated by monitoring systems for a particular new asteroid is higher than the yearly statistical impact probability on the Earth coming from an unspecified asteroid of equal size or larger belonging to the whole NEA population<sup>7</sup>, multiplied by the time interval (in years) which separates the present time from the future impact date of the asteroid under analysis (see Chesley *et al.*, 2002). Substantially, a newly discovered asteroid with a non zero chance of hitting the Earth on a specific date in the future deserves attention if its calculated impact probability is greater than the statistical probability that an unknown asteroid of the same size or larger has to hit the Earth over the years until that date. Basically, this is the philosophy of one of the most used hazard scale among astronomers, the Palermo Scale (Chesley *et al.*, 2002).

The yearly statistical probability is called *background impact probability* and it

---

<sup>4</sup> [http://impact.arc.nasa.gov/news\\_detail.cfm?ID=48](http://impact.arc.nasa.gov/news_detail.cfm?ID=48)

<sup>5</sup> We cannot fail to note the lugubrious choice of the asteroid name: it is named after an Ancient Egyptian evil god.

<sup>6</sup> <http://web.mit.edu/rpb/wgneo/TechComm.html>

<sup>7</sup> Due to the natural fact that our planet moves in an environment swept by the NEA population.

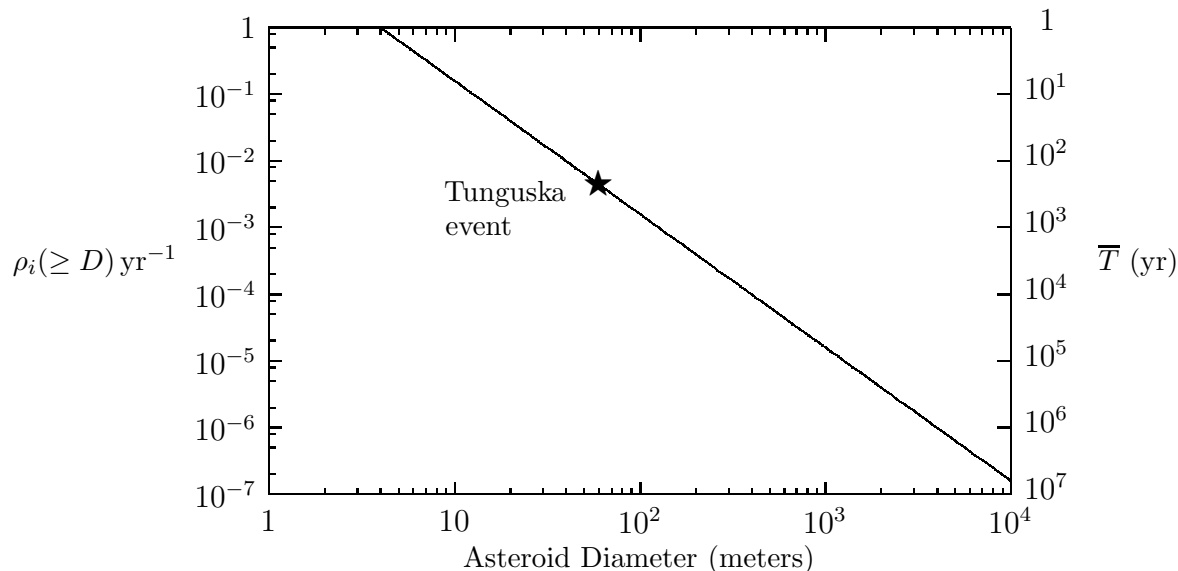


Fig. 2. A sketch of the background annual impact probability  $\rho_i(\geq D)$ , along with the mean interval time between impacts  $\bar{T}$  on the right vertical axis (in years), as a function of the impactor's diameter  $D$  (Morrison *et al.* 2003). The star indicates asteroids similar to that which supposedly originated the Tunguska event.

is extrapolated from a statistical analysis of the known NEA close encounters with the Earth and from the lunar cratering record (see Morrison *et al.*, 2003). It can be fairly expressed in the following exponential form:

$$\rho_i(\geq D) = 16D^{-2} \text{ yr}^{-1}, \quad (1)$$

where  $D$  is the diameter of the asteroid expressed in *meters*. Rigorously speaking, it gives the average number of NEAs larger than a given size the hit the Earth *per year*. If this number results to be less than unity, as it happens with bigger asteroids, then it properly expresses a mathematical probability; otherwise, if this number results to be greater than or equal to unity, as it happens with (sub)meter-sized NEAs, that fall on the Earth every year more than once, then it more properly expresses a kind of *frequency of impacts*. The reciprocal of the background impact probability is the *impact interval time* and it gives the mean time between two consecutive impact of asteroids larger than a given size (Fig. 2).

Returning to the impact monitoring procedures, if and when new more astrometric observations become available, the asteroids orbits are refined and usually the impact possibilities are definitively ruled out, as it happened with the case of asteroid 1999AN<sub>10</sub> (more on this in Section 2). Since that time the interest on the single case typically returns to be a purely academic one.

In the following Section we qualitatively describe how the current impact monitoring systems compute impact probabilities of newly discovered NEAs. In

the third Section we define the *a posteriori*, conditional probability  $W$ : it is strictly related to the background impact probability and to the mean annual frequency with which the impact monitoring systems find impact threats among newly discovered asteroids. We argue that probability  $W$  is the right probability measure to assess the real threat posed by asteroids inserted in the risk lists of monitoring systems. Of  $W$  we also provide an upper-limit estimate.

## 2 NEA discovery and impact scare

Soon after a new NEA is discovered by telescopic surveys around the world, a preliminary orbit is computed using its positions in the sky over a suitable (minimal) interval of time (astrometric observations). Like every physical measurement, astrometric ones are affected by errors which make the resulting orbit uncertain to some variable degree. Sophisticated mathematical and numerical tools are now available to orbit computers which allow to propagate such measurement errors to the six orbital elements which identify the orbit of the asteroid (semi-major axis  $a$ , eccentricity  $e$ , inclination  $i$ , longitude of ascending node  $\Omega$ , argument of perihelion  $\omega$ , time of perihelion passage  $t$ ). For such reasons, the new NEA, soon after its discovery, is not represented by a single point in the 6-dimensional orbital elements space; rather, it is represented by an uncertainty region, a 6-dimensional volume with blurred contours. Obviously, the volume of this uncertainty region changes (usually it shrinks) when new more observations become available and the orbit refines.

Moreover, when the nominal orbit<sup>8</sup> of the new NEA is geometrically close to the orbit of the Earth, and it shares some other peculiar orbital characteristics (like encounter timing issues), it can happen that some orbital solutions which lead to a future collision of the asteroid with the Earth can not be excluded only on the basis of the available astrometric observations. Namely, orbital solutions which lead to a collision are inside the uncertainty region and they are fully compatible with the available astrometric observations and their errors.

What is substantially done in these cases by monitoring systems, with various techniques whose description is well beyond the scope of this paper (see Milani *et al.*, 2000, 2003, 2005), is to sample the uncertainty region according to a suitable (uniform or Gaussian) 6-dimensional space distribution, closely related to what is currently known about error statistics (see Carpino *et al.*, 2003), and then evaluate the relative probability that the ‘true’ orbit of the asteroid is one of the collision ones. Henceforth, we will refer to this probability with the symbol  $\mathcal{V}_i$ . The collision orbits are nowadays commonly called Virtual Impactors (or VIs; for an exhaustive review see Milani *et al.*, 2003).

---

<sup>8</sup> The orbit which fits the observations best.

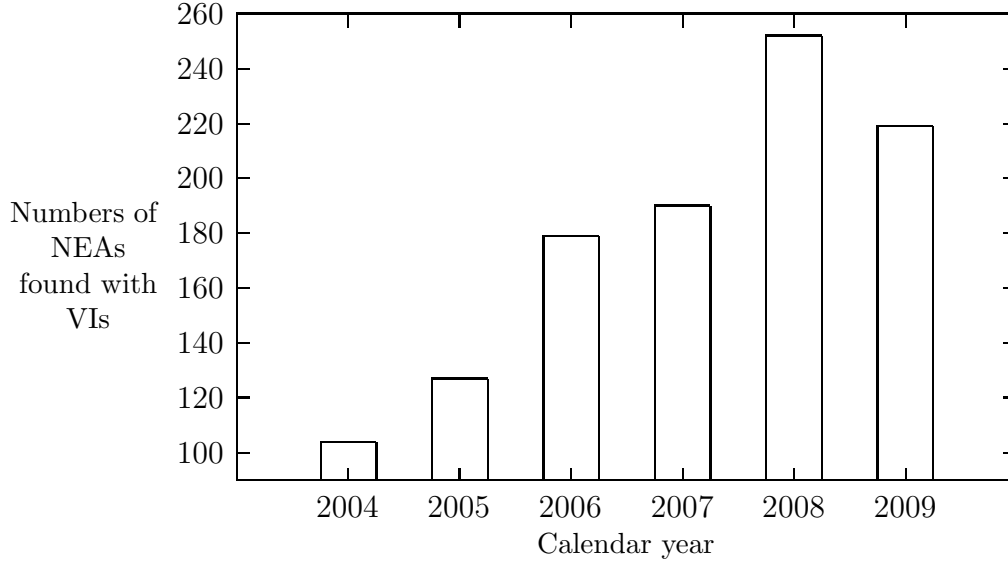


Fig. 3. NEAs discovered between calendar years 2004 and 2009 exhibiting VIs orbital solutions (taken from SENTRY risk list). The increasing trend is mainly due to the fact that discovery surveys have become more efficient in discovering NEAs over the years. The efficiency of impact monitoring systems in finding VIs is very high and it has been almost always the same through the years.

Sometimes we will call  $\mathcal{V}_i$  as *VIs impact probability*.

If a newly discovered NEA exhibits VIs, then it is suddenly inserted by monitoring systems into their publicly available risk lists, together with its probability  $\mathcal{V}_i$  and Palermo Scale rating. Sometimes it happens that some of these asteroids gain the headlines of the mass-media, usually when they show relatively high  $\mathcal{V}_i$  and have sizes greater than one hundred of meters. Currently, the two automatized VIs monitoring systems, CLOMON2 and SENTRY, find hundreds of newly discovered NEAs with VI orbital solutions every year. For a statistics of VIs identification between calendar years 2004 and 2009, see Fig. 3.

Every time new more astrometric observations become available, the quality of the asteroid orbit improves and the estimated impact probability  $\mathcal{V}_i$  is re-computed (i.e. it changes). This usually happens in the weeks, months and even years following the discovery date. Its value is almost always such that  $\mathcal{V}_i \ll 1$  and during the phases of the orbital refinement it fluctuates, usually with a somewhat increasing trend until it drops to zero, its most probable final value. The reason of the initial increasing behavior is rather technical and it is essentially connected to the fact that uncertainty region shrinks with new more observations, while usually some VIs orbital solutions still remain inside the uncertainty region in the elements space.

Given the past experience of public and professional reactions mentioned in

Section 1 and given the current high rate of VI orbital solutions discoveries, some questions rise to the author’s mind: how are VIs impact probabilities actually related to the real impact threat? How much threat should we reliably read in a VIs detection announcement?

In the following Section we define an *a posteriori*, conditional reading of VIs impact probabilities (which actually are ‘deterministic’ in their very nature, or, more properly, *a priori*) in order to provide a consistent answer to such questions.

### 3 Statistical reading of $\mathcal{V}_i$ : the probability $W$

The crucial question about the real impact threat of a newly discovered NEA is the following: soon after the discovery of VIs orbital solutions of the new asteroid, what is the probability that  $\mathcal{V}_i$  approaches and eventually reaches the unity (within this paper we will use the compact notation ‘ $\mathcal{V}_i \rightarrow 1$ ’), after the right amount of new more astrometric observations has become available?

It would seem quite obvious that such probability is simply  $\mathcal{V}_i$ , according to the definition of  $\mathcal{V}_i$ . But we show that this is not the case. This is essentially because  $\mathcal{V}_i$ , as we said before, fluctuates every time new more astrometric observations become available and the computations are redone: which particular value should we consider to properly define the impact threat? The value obtained with the second batch of astrometric observations following the discovery observations? Or the third? Or just the value of  $\mathcal{V}_i$  calculated with the discovery observations data? And, in latter case, if the discovery had been made in another period of the year, would the calculated value of  $\mathcal{V}_i$  be the same? Actually, what we are asking is: *only knowing* that a newly discovered NEA exhibits some VIs orbital solutions, what is the probability that  $\mathcal{V}_i$  will be equal to 1 at the end of the whole orbital refinement process? We believe that only a statistical, *a posteriori* analysis can give a logically acceptable and coherent answer.

Now, let us make the following thought experiment, only functional to the presentation of our point. Suppose that the existing discovery surveys are able to discover *all* NEAs with size greater than or equal to  $D$  which pass close to the Earth. This is obviously not true since during their close approaches to the Earth, a lot of still unknown asteroids remain too dim to be detected by telescopes: they are too small in size and/or still ‘too distant’.

We also reasonably suppose that every discovered asteroid really impacting the Earth in the future will show some VIs, with low  $\mathcal{V}_i$  soon after the discovery and fluctuating with an increasing trend as soon as subsequent astrometric ob-

servations become available, as it usually happens in reality. In other words, we are putting ourselves in the somewhat idealized situation where *every* impacting asteroid above diameter  $D$  is surely discovered and for it VIs monitoring systems *surely* spot some VIs soon after its discovery.

Thus, we define the *a posteriori*, conditional probability of  $\mathcal{V}_i \rightarrow 1$ , which could be also interpreted as a kind of ‘weight’ of the VIs impact probability calculation, as:

$$W(\geq D) = \lim_{T \rightarrow \infty} \frac{n(\geq D)}{v(\geq D)} = \lim_{T \rightarrow \infty} \frac{n(\geq D)}{T} \frac{1}{\frac{v(\geq D)}{T}} = \frac{\rho_i(\geq D)}{f_{\mathcal{V}_i}(\geq D)}, \quad (2)$$

where  $n(\geq D)$  is the number of asteroids with size greater than or equal to  $D$  which *actually* impact the Earth in the period of time  $T$ , with  $T \gg 1$  year, and  $v(\geq D)$  is the number of asteroids found among all the newly discovered ones to exhibit VIs orbital solutions, in the same size interval and in the same period of time  $T$ .

The limit  $\lim_{T \rightarrow \infty} \frac{n(\geq D)}{T}$  is the definition of the background annual impact probability (Fig 2). The function  $f_{\mathcal{V}_i}(\geq D) = \lim_{T \rightarrow \infty} \frac{v(\geq D)}{T}$  is the annual frequency of newly discovered NEAs with sizes above  $D$  found with VIs orbital solutions.

Note that, according to what we have said at the beginning of this section, the number  $n(\geq D)$  is counted in the number  $v(\geq D)$ , since we have assumed that every impacting asteroid is identified soon after its discovery as having some VIs orbital solutions, thus  $n(\geq D)$  is always less than or equal to  $v(\geq D)$ .

Let us still focus our attention on eq. (2). Within the hypotheses introduced above we imagine to be able to wait for a very long period of years,  $T$ , and count the number  $n(\geq D)$  of true asteroid impacts on the Earth and the number  $v(\geq D)$  of newly discovered NEAs found to have VIs orbital solutions above the characteristic size  $D$ , within that period of time. Hence, the limit for  $T \rightarrow \infty$  of the ratio between these two numbers gives the *a posteriori*, conditional probability that a newly discovered asteroid, for which monitoring systems have spotted some VIs orbital solutions, is *just that* which will *surely* fall on the Earth. In the fourth member of eq. (2) we have simply rewritten  $W$  in terms of the background annual impact frequency  $\rho_i$  and the mean annual frequency  $f_{\mathcal{V}_i}$ . Thus, inevitably  $W(\geq D)$  gives the real probability that an asteroid with VIs, and thus an asteroid inserted into the risk lists of the monitoring systems, is a *true* Earth impactor.

Before we have said that  $W$  can be interpreted as a kind of ‘weight’ of the VIs impact probability calculation. This is because the greater is  $f_{\mathcal{V}_i}$ , the lesser is the *a posteriori* probability of  $\mathcal{V}_i \rightarrow 1$ , no matter how the initial numeri-



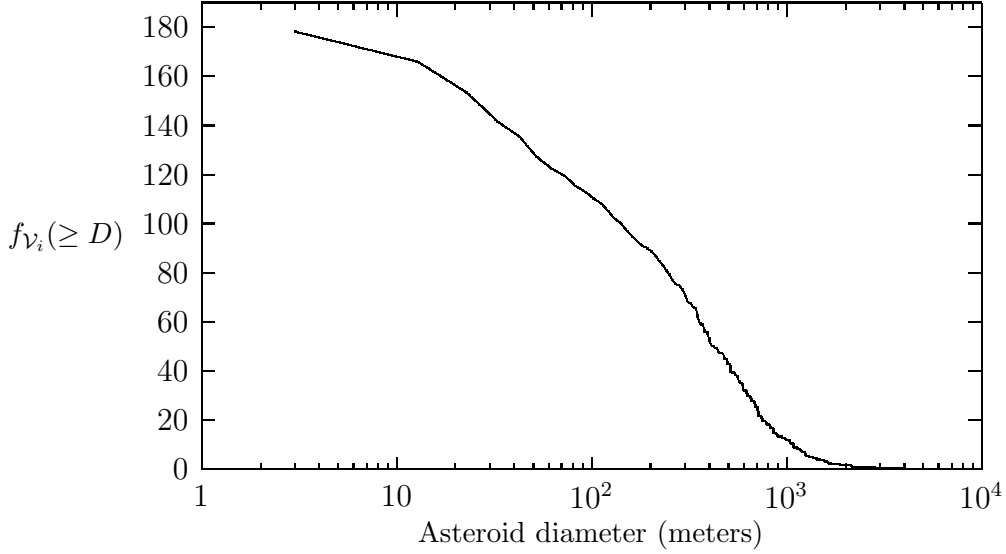


Fig. 4. Annual frequency  $f_{V_i}(\ge D)$  of VIs detections above asteroid diameter  $D$ , estimated using all NEAs discovered between the calendar years 2004 and 2009 and listed in the SENTRY risk list (and archive). The size range of this group is from  $\sim 2$  m up to a maximum of  $\sim 4$  km.

cal value of  $\mathcal{V}_i$  is. Namely, the higher is the frequency with which monitoring systems find VIs among newly discovered asteroids (with respect to the background frequency of impacts,  $\rho_i$ ), the lesser is their *a posteriori* weight in expressing the threat of those specific new asteroids.

It is also easy to note that the numerical value of  $W(\ge D)$  is naturally bounded as follows:

$$\frac{\rho_i(\ge D)}{N(\ge D)} \leq W(\ge D) \leq 1 \quad (3)$$

where  $N(\ge D)$  is the number of NEAs with size greater than or equal to  $D$ . The lower bound derives from the fact that the number  $v(\ge D)$  can not be greater than the whole population of existing NEAs in the same size range. For instance, the number of NEAs with  $D$  larger than or equal to 1 km, is estimated to be  $N(\ge 1 \text{ km}) \sim 1000$  (Harris, 2008).

Moreover, we can see that  $W$  is not directly related to the specific numerical value of  $\mathcal{V}_i$ , no matter how  $\mathcal{V}_i$ 's specific, fluctuating numerical figure is. Rather, it depends upon  $f_{V_i}$  which, in turn, depends upon some contingent observational characteristics. These features are the annual number of NEA discoveries, the amount of astrometric observations available at discovery, the magnitude of astrometric errors and the conventions in their statistical treatment, as well as the observational geometry and orbital characteristics of the newly discovered asteroid.

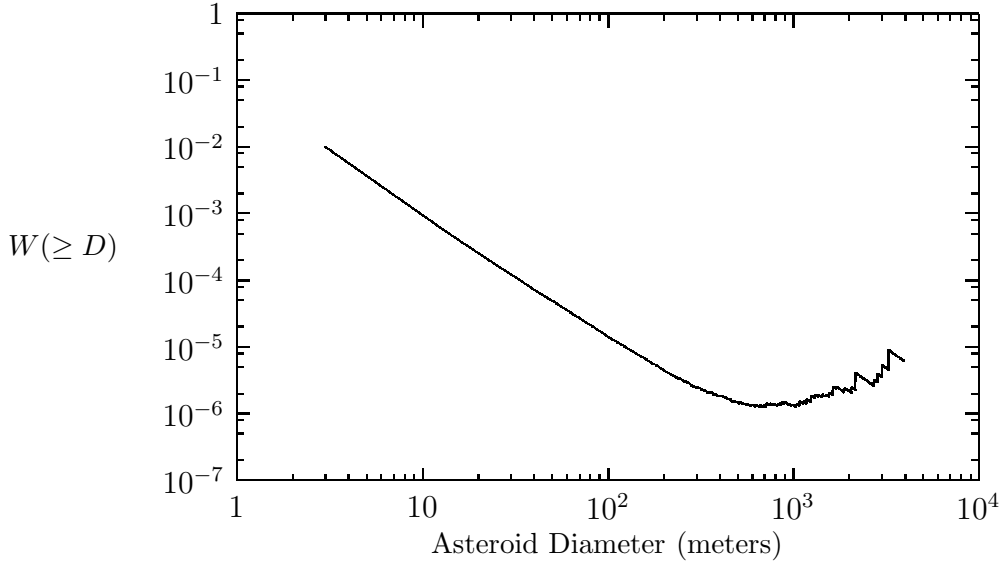


Fig. 5. The impact probability  $W(\geq D)$  as a function of asteroid diameter. It is thought that the whole population of NEAs with diameter larger than nearly 4 km has been probably already discovered by astronomers and the orbits are also known to be safe for the Earth. This is the reason why no VI has been found for such NEAs.

Although the value of  $f_{\mathcal{V}_i}(\geq D)$  depends upon contingent, variable features, it is worthwhile to provide a statistical estimate of it. Given the total number of NEAs with VIs found at every size between calendar years 2004 and 2009, Fig. 3, an indicative estimate of  $f_{\mathcal{V}_i}$  is possible, see Fig. 4, and consequently a preliminary estimate of  $W$  can be obtained as in Fig. 5.

Note that relaxing the optimistic assumptions on the almost perfect NEAs discovery efficiency and VIs monitoring capabilities makes  $f_{\mathcal{V}_i}$ , as approximated with the aid of Fig. 4, even an underestimate. And consequently, our computation of  $W(\geq D)$  is surely an overestimate.

The real impact threat of a newly discovered NEA exhibiting VIs orbital solutions can not exceed  $W(\geq D)$ , even when the probability  $\mathcal{V}_i$  calculated by the monitoring systems is greater than  $W(\geq D)$  for the same asteroid size.

For instance, let us suppose for a moment we are back in December, 2004: soon after Apophis was discovered, impact monitoring systems identified multiple VIs orbital solutions. According to what actually happened, monitoring systems obtained an initial scary impact probability of  $\sim 1/38$  for the year 2029 (Sansaturio and Arratia, 2008). But, what was Apophis's true impact probability?

Apophis is an asteroid with an estimated diameter of nearly  $\sim 300$  m. According to the probability measure  $W(\geq D)$ , the real impact probability of

Apophis, no matter if for year 2029 or 2036, was and is  $W(\geq 300 \text{ m}) \lesssim 2 \times 10^{-6}$ , namely more than four orders of magnitude lower than that initially reported by monitoring systems.

Hence, the current impact monitoring procedure should not influence our perception of the actual threat, even when it identifies a new NEA with unusually high  $\mathcal{V}_i$ .

## 4 Conclusions

From the definition and the discussion of the *a posteriori*, conditional probability  $W$  done in this paper it follows that, rigorously speaking, the specific impact probability  $\mathcal{V}_i$  calculated by the impact monitoring systems for a newly discovered asteroid, and consequently every hazard scale based on it (Chesley *et al.*, 2002), does not give the real expression of the actual impact threat posed by that asteroid. This is properly done by  $W$ , which is strictly related to the well-known background impact probability  $\rho_i$  and to the mean annual frequency with which the impact monitoring systems find VIs among newly discovered asteroids. Of  $W$  we also provide an estimate, which turns out to be a sort of upper limit. Consequently, the specific value of impact probability  $\mathcal{V}_i$  provided by current impact monitoring systems, even when it is unusually high with respect to background probability  $\rho_i$ , should not change our perception of the actual impact threat, which is properly described by  $W(\geq D)$ . All this might seem a bit paradoxical, given the definition of  $\mathcal{V}_i$ . Yet, a closer look at the definition of  $W$  shows that our conclusions are straightforward and even obvious.

## References

Carpino, M., Milani, A., Chesley, S.R. (2003). Error statistics of asteroid optical astrometric observations. *Icarus*, 166, 248-260.

Chapman, C.R. (1999). The asteroid/comet impact hazard. Case Study for *Workshop on Prediction in the Earth Sciences: Use and Misuse in Policy Making*, July 10-12 1997 - Natl. Center for Atmospheric Research, Boulder, CO and September 10-12 1998, Estes Park, CO. Available on-line at: <http://www.boulder.swri.edu/clark/ncar799.html>

Chesley, R.S., Chodas, P.W., Milani, A., Valsecchi, G.B., Yeomans, D.K.

(2002). Quantifying the risk posed by potential Earth impacts. *Icarus*, 159, 423-432.

Harris, A.W. (2008). What Spaceguard did. *Nature*, 453, 1178-1179.

Marsden, B.G. (2004). Comets and asteroids: searches and scares. *Advances in Space Research*, 33, 1514-1523.

Milani, A., Chesley, S.R., Valsecchi, G.B. (1999). Close approaches of asteroid 1999 AN<sub>10</sub>: resonant and non-resonant returns. *Astronomy & Astrophysics*, 346, L65-L68.

Milani, A., Chesley, S.R., Valsecchi, G.B. (2000). Asteroid close encounters with Earth: Risk assessment. *Planetary & Space Science*, 48, 945-954.

Milani, A., Chesley, S.R., Chodas, P.W., Valsecchi, G.B. (2003). Asteroid close approaches and impact opportunities. In W. Bottke, A. Cellino, P. Paolicchi and R.P. Binzel (Eds.), *Asteroids III*, University of Arizona Press, Tucson.

Milani, A., Chesley, S.R., Sansaturio, M.E., Tommei, G. and G.B. Valsecchi (2005). Nonlinear Impact monitoring: Line Of Variation searches for impactors. *Icarus*, 173, 362-384.

Morrison, D., Harris, A.W., Sommer, G., Chapman, C.R., Carusi, A. (2003). Dealing with the Impact Hazard. In W. Bottke, A. Cellino, P. Paolicchi and R.P. Binzel (Eds.), *Asteroids III*, University of Arizona Press, Tucson.

Sansaturio, M.E., Arratia, O. (2008). Apophis: the Story Behind the Scenes. *Earth, Moon & Planets*, 102, 425-434.