

Categorical Quantum Circuits

Ville Bergholm^{1,*} and Jacob D. Biamonte^{2,†}

¹*Department of Applied Physics, Aalto University School of Science and Technology, Espoo, Finland*

²*Oxford University Computing Laboratory, Oxford, UK*

In this paper, we extend past work done on the application of the mathematics of category theory to quantum information science. Specifically, we present a realization of a dagger-compact category that can model finite-dimensional quantum systems and explicitly allows for the interaction of systems of arbitrary, possibly unequal, dimensions. Hence our framework can handle generic tensor network states, including matrix product states. Our categorical model subsumes the traditional quantum circuit model while remaining directly and easily applicable to problems stated in the language of quantum information science. The circuit diagrams themselves now become morphisms in a category, making quantum circuits a special case of a much more general mathematical framework. We introduce the key algebraic properties of our tensor calculus diagrammatically and show how they can be applied to solve problems in the field of quantum information.

PACS numbers: 03.65.Fd, 03.65.Ca, 03.65.Aa

Keywords: category theory, quantum circuit model, quantum information, tensor network

* ville.bergholm@iki.fi

† jake@qubit.org

I. INTRODUCTION

Diagrammatic methods in physics and in quantum information science have a long history [1–4]. Their importance stems from the fact that they enable one to perform mathematical reasoning and even actual calculations using intuitive graphical objects instead of abstract mathematical entities. Modern quantum circuit diagrams (QCDs) are highly sophisticated tools, even though many of their features were developed in a largely *ad hoc* manner.

There has been recent interest in the application of tensor calculus and related diagrammatic methods to problems in condensed matter physics. In the present paper, we develop a generalization of the methods of categorical quantum mechanics [5] to the case where the systems are of arbitrary dimensions. This generalization is a logical next step to extend the existing categorical framework, and is one of practical importance. For instance, in matrix product states, the so called bond dimension will in general vary between three-index tensors attached to a physical spin, and so a full categorical treatment must be able to handle the varying dimension of the internal legs. The approach we have taken is to define a dagger-compact category QC, which takes this scenario into account explicitly. Our work is the first to consider general multi-valued quantum networks and to enable one to deal with the full class of tensor network states (and hence the abovementioned subclass of matrix product states) categorically. The work in [6] was the first to consider the application of category theory in tensor network states. There several results are proven related to tensor network theory, with the dimension of all tensor legs fixed to some arbitrary constant.

Apart from general tensor networks, our results also apply to quantum circuits. In particular, we are able to build on ideas appearing in the gate model of quantum computing and incorporate them here. We use this framework to define a calculus of d -dimensional quantum logic gates, and recover the standard qubit results when $d = 2$. The calculus necessitates the introduction of a negation gate which reduces to the identity operator in the qubit case, illustrating its special nature. We also define a class of tensors which we call symmetric dots. They can be used e.g. to factor certain multi-qudit gates, including the generalized CNOT gate, into a network of dots and single-qudit gates.

Category theory is often used as a unifying language for mathematics, and in more recent times to formulate physical theories [7, 8]. One of the strong points of the area of applied mathematics known as categorical modeling is that it comes equipped with a powerful graphical language that can be proven to be fully equivalent to the corresponding algebraic notation. We use this to define the algebraic properties of the network components we consider here diagrammatically. Category theory has only recently been used to model quantum mechanics [5]. Connecting categorical methods to the established area of quantum circuit theory and tensor network states seems reasonable as category theory provides the exact arena of mathematics concerned with the diagrammatic reasoning present in the existing methods to manipulate quantum networks. These *string diagrams* capture the mathematical properties of how maps (states and operators in the circuit model) can be composed. By considering the categorical description of the mathematics used in quantum mechanics, one essentially gets quantum circuits for free!

Traditional QCDs are graphs that are planar, directed and acyclic. These are a subclass of the graphs one can construct in a dagger-compact category. We take steps beyond this by considering the symmetric compact structure of the category. This amounts to adding in maps that are equivalent to Bell states and Bell effects: one can then arrive e.g. at the well known results surrounding channel-state duality. However, categorical dualities come with something novel: an intuitive graphical interpretation which we use to manipulate quantum circuits in new ways and which exposes channel-state duality as a consequence of simply bending wires. For instance, by temporarily dropping causality (directed temporal ordering) one can with relative ease perform very nontrivial operations on the diagrams and then convert them back into a standard, physically implementable quantum circuits.

Both category theory and the quantum circuit model are well developed fields, backed by years of fundamental research. The state of the art in graphical languages used in quantum information science can be found e.g. in [9]. We also note the work in [10]. As in the theory of tensor network states [9], the theory of categories allows one to study the mathematical structure formed by the composition of processes themselves (see for instance work on tensor network states [6]).

Our main focus in this article is to connect these two fields: the mathematical ideas appearing in category theory with the state of the art in quantum information science. By showing how the structure of a dagger-compact category can be represented in a quantum circuit, and by showing how quantum circuits can be transformed using methods from category theory we aim to derive results useful to both areas.

Background reading

This work attempts to be mostly self contained. For those interested in the string diagrams, Selinger’s “A survey of graphical languages for monoidal categories” offers an excellent starting place [11]. The mathematical insight behind using pictures to represent these and related networks dates back to Penrose and in quantum circuits, to Deutsch. The mathematics behind category theory is based largely on a completeness result (originally proved by Joyal and Street) about the kinds of string diagrams we consider here [11–13].

We build on ideas across several fields, see e.g. the course notes [14]. This includes the work by Lafont [15] which was aimed at providing an algebraic theory for classical Boolean circuits and in particular [16] (which is available free online). The first application of categories in quantum computing seem to be found in [5, 15]. The work [5] considered a categorical model of quantum protocols, and produced a framework called “categorical quantum mechanics”. By considering the composition of algebraically defined building blocks, the work [6] put forth the building blocks needed for a categorical theory of tensor network states. By considering quantum observables, the work [17] recently took a different direction to the one we explore here and made progress towards a categorical model of quantum theory that could be applicable to problems in quantum information and computing. Recently several tutorials on categories and the corresponding diagrammatic calculus have been made available. Our favorites include [7, 11].

II. EXTENDED QUANTUM CIRCUIT DIAGRAMS

We will now begin our presentation of an extended form of the existing diagrammatic notation for describing quantum circuits. Some of these concepts were first introduced in [5, 17, 18], where the authors derived a categorical representation that was expressive enough to represent many of the components used in standard quantum circuits. In a seemingly independent research track, some of these concepts also appeared in [9, 10] as well as related work.

Each extended quantum circuit diagram corresponds to a single morphism in the category \mathbf{QC} . The main difference to ordinary QCDs is that an extended diagram *does not have to correspond to a quantum operation*. One of the key benefits of these diagrams is that they can be manipulated in a very intuitive, visual way. Objects (boxes etc.) on wires can be slid along them. The wires themselves can be bent and rearranged. Nodes where several wires meet can often be combined and split according to simple rules. After such changes, the diagram can be converted back into an ordinary, physically implementable quantum circuit, depending on the specific application.

Definition 1 (The category of quantum circuits \mathbf{QC}). \mathbf{QC} is a category that consists of

1. Objects $A := (\mathcal{A}, D_A)$, where $D_A = (d_{A_i})_{i=1}^{n_A}$ is a list of positive integer dimensions and $\mathcal{A} = \mathbb{C}^{d_1} \otimes \mathbb{C}^{d_2} \otimes \dots \otimes \mathbb{C}^{d_{n_A}}$ is a finite dimensional complex Hilbert space. The dimension of A is $\dim A := \dim \mathcal{A} = \prod_{i=1}^{n_A} d_{A_i}$. n_A denotes the number of *subsystems* in the object. If $n_A = 1$ the object is *simple*, otherwise it is *composite*.

For the Hilbert space in each object A we shall choose a *computational basis* (equal to the standard tensor basis), denoted by $\{|i_1 i_2 \dots i_{n_A}\rangle_A\}_{i_k=0}^{d_{A_k}-1}$ and ordered in the big-endian fashion.

2. For every pair of objects A, B the set of morphisms $\mathbf{QC}(A, B)$, which consists of all bounded linear maps between the Hilbert spaces \mathcal{A} and \mathcal{B} . D_A and D_B are the input and output dimensions, respectively, of the morphisms in this set. A unitary \mathbf{QC} -morphism is also called a *gate*.
3. Composition of morphisms \circ , which is just the usual composition of linear maps.
4. Tensor product bifunctor \otimes with the unit object $\mathbf{1} := (\mathbb{C}, (1))$. The tensor product of objects is given by $A \otimes B := (\mathcal{A} \otimes \mathcal{B}, D_A \star D_B)$, where \star denotes list concatenation with the elimination of unnecessary singleton dimensions. The tensor product of morphisms $f \otimes g$, where $f : A \rightarrow A'$, $g : B \rightarrow B'$, is given by the Kronecker product of the corresponding matrices in the computational basis:

$$\langle ij |_{A' \otimes B'} (f \otimes g) | pq \rangle_{A \otimes B} := \langle i |_{A'} f | p \rangle_A \langle j |_{B'} g | q \rangle_B$$

5. Dagger functor \dagger , which is identity on the objects and takes the Hermitian adjoint of the morphisms.
6. For every object A the unit and counit morphisms, defined in terms of the computational basis:

$$\eta_A := \sum_k |kk\rangle_{A\otimes A}, \quad \epsilon_A := \sum_k \langle kk|_{A\otimes A} = \eta_A^\dagger.$$

Every object is its own dual: $A^* = A$.

QC is categorically equivalent to a strictified [13] FdHilb with explicit dimensional typing.

Theorem 2. *QC is a dagger-compact category.*

Proof sketch.

- It is straightforward to show that QC is a category: composition of the morphisms is clearly associative, and for each object A the corresponding identity morphism 1_A is the identity map $\mathbb{1}_A$ on \mathcal{A} .
- QC is also seen to be monoidal. The tensor product fulfills the covariant bifunctor rule

$$(g \circ f) \otimes (t \circ s) = (g \otimes t) \circ (f \otimes s).$$

It is associative, $(A \otimes B) \otimes C \cong A \otimes (B \otimes C)$, and $\mathbf{1} \otimes A \cong A \otimes \mathbf{1} \cong A$. The associator α_{ABC} and the left and right unitor isomorphisms λ_A and ρ_A are trivial and fulfill the the pentagon and triangle axioms.

- The symmetric braiding isomorphism $c_{A,B} : A \otimes B \rightarrow B \otimes A$, required to make QC symmetric monoidal, is given by the SWAP gate: $c_{A,B} := \text{SWAP}_{A,B} := \sum_{ab} |ba\rangle_{B\otimes A} \langle ab|_{A\otimes B} = c_{B,A}^{-1}$ which fulfills the hexagon axiom.
- The dagger is a contravariant endofunctor, is easily seen to be involutive ($f^{\dagger\dagger} = f$) and has the proper interaction with the composition and tensor product: $(g \circ f)^\dagger = f^\dagger \circ g^\dagger$, and $(f \otimes g)^\dagger = f^\dagger \otimes g^\dagger$. Furthermore, the isomorphisms α , λ , ρ and c are all unitary so QC is dagger symmetric monoidal.
- The unit and counit morphisms fulfill the adjunction triangles (“snake equations”), and are symmetric, and thus

$$c_{A,A^*} \circ \epsilon_A^\dagger = c_{A,A} \circ \eta_A^{\dagger\dagger} = c_{A,A} \circ \eta_A = \eta_A. \quad (1)$$

Together with the other properties this makes QC a dagger-compact category. □

Remark 3 (Quantum circuits as PROPs). Our definition of QC is motivated by the fact that quantum computations typically take place in a fixed Hilbert space with each subsystem labeled. Symmetric monoidal categories with fixed types (all the objects are, say, qubits) are called PROPs [19]. We do not use this construction since we want to be able to handle also systems composed of different types of subsystems, e.g. qubits *and* qutrits.

Remark 4 (Basic notational differences to standard string diagrams). To make our presentation more approachable to readers who have a background in quantum information science (as opposed to category theory), we have decided to depart from certain common category theory conventions.

- As in standard QCDs, in the present diagrams time flows from left to right across the page. This is in contrast to the diagrams in some category theory texts in which time flows either downwards or upwards. Likewise, in the diagram of $A \otimes B$ the line representing A is drawn above the line representing B and not the other way around.
- In addition to the usual unit and counit morphisms η and ϵ we define the corresponding normalized states and costates: $|\cup\rangle_{A\otimes A} = \frac{1}{\sqrt{d}}\eta_A$ and $\langle\cup|_{A\otimes A} = \frac{1}{\sqrt{d}}\epsilon_A$, where $d = \dim A$. They correspond to physically realizable entangled states and help to keep the normalization of the diagrams explicit.
- We do not use dual spaces in implementing the compact structures but rather choose a preferred *computational basis*, as is common in quantum computing. Hence our wires do not have directional markers on them.

A. Basic definitions

Remark 5 (Einstein summation convention). We make use of Einstein notation for covariant and contravariant tensor indices, along with the usual summation convention (indices appearing once as a subscript and once as a superscript in the same term are summed over) whenever the summation limits are evident from the context.

Definition 6 (Computational basis). For every d -dimensional Hilbert space \mathcal{H} we shall choose a computational basis (also called the z -basis), as explained in Def. 1. We use modulo d arithmetic for the basis vector indices, using the symbols \oplus and \ominus to denote modular addition and subtraction. For composite objects, the index needs to be converted to a linear index first in the big-endian fashion.

When necessary, a subscript outside an operator, a ket or a bra is used to denote the system it acts on or corresponds to.

Definition 7 (Discrete Fourier transform gate). We denote the discrete Fourier transform gate by H :

$$H_{\mathcal{H}} := \frac{1}{\sqrt{d}} \sum_{ab} e^{i2\pi ab/d} |a\rangle \langle b|_{\mathcal{H}}, \quad (2)$$

where $d = \dim \mathcal{H}$ is the dimension of the Hilbert space the gate acts in. We can see that $H^T = H$, and that in a qubit system H coincides with the one-qubit Hadamard gate.

Definition 8 (x -basis). Essentially, the discrete Fourier transform $H_{\mathcal{H}}$ is a transformation between two mutually unbiased bases, the computational basis and the x -basis $\{|x_k\rangle_{\mathcal{H}}\}_{k=0}^{d-1}$, defined as

$$|x_k\rangle_{\mathcal{H}} := H|k\rangle_{\mathcal{H}}. \quad (3)$$

Definition 9 (Negation gate). The negation gate is defined as

$$\text{NEG}_{\mathcal{H}} := H_{\mathcal{H}}^2 = H_{\mathcal{H}}^{\dagger 2} = \sum_a |\ominus a\rangle \langle a|_{\mathcal{H}}. \quad (4)$$

As the name suggests, it performs a negation modulo d in the computational basis. As one would expect we have $\text{NEG}^2 = H^4 = \mathbb{1}$, as shown in Fig. 1. In a qubit system the negation gate reduces to the identity operator.

Definition 10 (Generalized Z and X gates). We define the generalized Z and X gates in the d -dimensional Hilbert space \mathcal{H} as follows [20]:

$$Z_{\mathcal{H}} := \sum_k e^{i2\pi k/d} |k\rangle \langle k|_{\mathcal{H}}, \quad (5)$$

$$X_{\mathcal{H}} := \sum_k |k \oplus 1\rangle \langle k|_{\mathcal{H}}. \quad (6)$$

In fact, the Z and X gates are the same operator in two different bases, related through conjugation with H :

$$HXH^{\dagger} = Z, \quad (7)$$

$$HZH^{\dagger} = X^{\dagger}. \quad (8)$$

X has the x -basis as its eigenbasis and modularly increments a computational basis state by 1, whereas Z is diagonal in the computational basis and modularly increments x -basis states:

$$\begin{aligned} X^a |k\rangle &= |k \oplus a\rangle, \\ Z^a |x_k\rangle &= HX^a H^{\dagger} H|k\rangle = H|k \oplus a\rangle = |x_{k \oplus a}\rangle. \end{aligned} \quad (9)$$

Consequently we have $Z^d = X^d = \mathbb{1}$. Furthermore,

$$Z^a X^b = e^{i2\pi ab/d} X^b Z^a \quad \text{and} \quad (10)$$

$$\text{Tr}(Z^a X^b) = d \delta_{a,0} \delta_{b,0}. \quad (11)$$

Fig. 1 presents the gate symbols we use for the Z and X gates. When \mathcal{H} is a qubit, X and Z reduce to the Pauli matrices σ_x and σ_z , respectively.

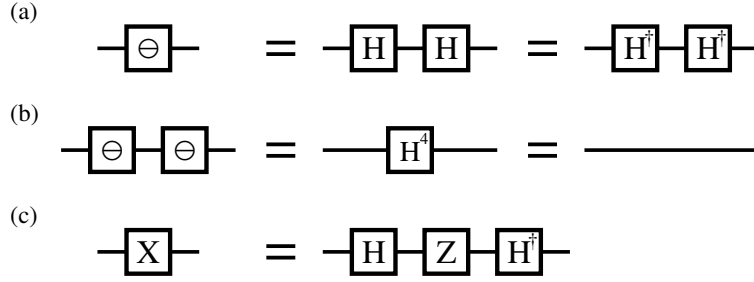


FIG. 1. Basic utility gates. (a) The NEG gate performs a modular negation in the computational basis: $\text{NEG} : |k\rangle \mapsto |\ominus k\rangle$. It can be implemented using the discrete Fourier transform gate H . (b) Negation gate squared equals identity: $\text{NEG}^2 = H^4 = \mathbb{1}$. (c) The X gate modularly increments by one in the computational basis: $X : |k\rangle \mapsto |k \oplus 1\rangle$. The Z gate does the same in the x -basis.

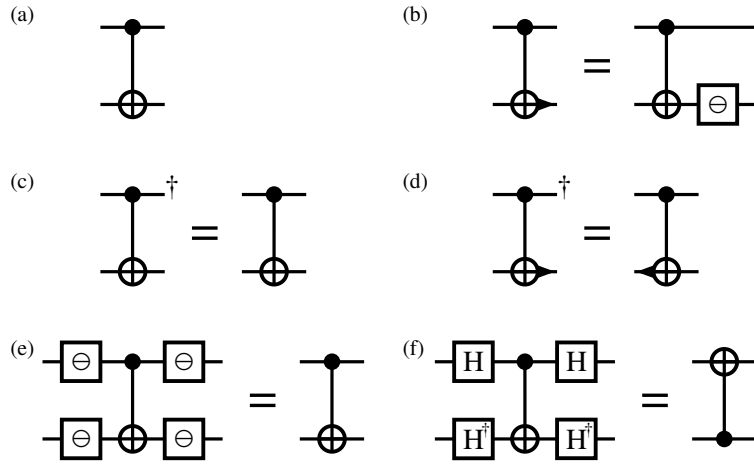


FIG. 2. (a) NADD gate: $|x, y\rangle \mapsto |x, \ominus x \oplus y\rangle$. (b) ADD gate: $|x, y\rangle \mapsto |x, x \oplus y\rangle$. (c,d) NADD is self-inverse, ADD is not, hence the need for the arrow-like symbol denoting the output direction. (e,f) Identities involving NADD, NEG and H .

Definition 11 (Modular adder gate). We define the modular adder gate ADD as

$$\text{ADD}_{i,j} := \sum_{xy} |x, y \oplus x\rangle \langle x, y|_{i,j}. \quad (12)$$

The negated modular adder gate, NADD, is obtained by negating the “result qudit” of the ADD gate:

$$\text{NADD}_{i,j} := \text{NEG}_j \text{ADD}_{i,j} = \sum_{xy} |x, \ominus x \oplus y\rangle \langle x, y|_{i,j}. \quad (13)$$

In a two qubit system, both ADD and NADD reduce to the CNOT gate, and thus can be understood as its higher-dimensional generalizations. NADD is self-inverse while ADD is not, which is why we choose to use the traditional CNOT symbol to denote NADD in general. For ADD we add a small arrow to denote the output direction. Fig. 2 presents the gate symbol and identities involving ADD, NADD and H .

Definition 12 (Generalized plus state). We define the generalized $|+\rangle_{\mathcal{H}}$ state as

$$|+\rangle_{\mathcal{H}} := |x_0\rangle_{\mathcal{H}} = H|0\rangle_{\mathcal{H}} = \frac{1}{\sqrt{d}} \sum_{i=0}^{d-1} |i\rangle_{\mathcal{H}}, \quad \text{where } d = \dim \mathcal{H}. \quad (14)$$

Definition 13 (Generalized Bell states). The concept of a Bell state, normally defined for two-qubit systems, can be generalized to systems of two d -dimensional qudits. In this case the Bell states $\{|B_{a,b}\rangle_{\mathcal{H}\otimes\mathcal{H}}\}_{a,b=0}^{d-1}$ are a set of d^2 orthonormal and maximally entangled two-qudit states. They are parameterized by two integers, a and b , and can be prepared using the Fourier and ADD gates:

$$|B_{a,b}\rangle_{i,j} := \frac{1}{\sqrt{d}} \sum_k e^{i2\pi ak/d} |k, k \oplus b\rangle_{i,j} = \text{ADD}_{i,j} H_i |a, b\rangle_{i,j}. \quad (15)$$

We will now proceed to describe the circuit elements appearing in the extended QCDs.

B. Systems as QC-objects

In our diagrams, much like in ordinary QCDs, time flows from left to right.¹ Horizontal wires each describe individual quantum systems (simple QC-objects). Stacking the wires vertically corresponds to a system comprised of several subsystems (a composite QC-object), as shown in Fig. 3. Unless the types are clear from the context, each wire should be explicitly labeled.

Alternatively, a wire A can be understood as the identity morphism 1_A . The unit object for the tensor product, $\mathbf{1}$, is represented by empty space.

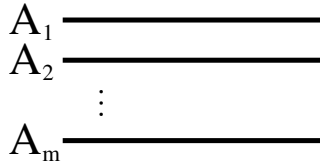


FIG. 3. Composite QC-object $A = A_1 \otimes A_2 \otimes \dots \otimes A_m$, corresponding to an m -partite system with the Hilbert space $\mathcal{A} \cong \mathcal{A}_1 \otimes \mathcal{A}_2 \otimes \dots \otimes \mathcal{A}_m$.

Unlike in standard QCDs, the wires are allowed to deviate from a straight horizontal line and even cross each other (which corresponds to swapping the order of the corresponding subsystems using the symmetric braiding isomorphism c), as long as they remain *progressive* from left to right, and the relative order of the endpoints of different wires does not change. As we shall see in Sec. IID, a wire reversing its direction of progression has a specific meaning.

C. Morphisms: states and operators on equivalent footing

Category theory allows one to study the mathematical structure formed not only by the composition of processes but also the composition of states. This becomes evident once we define both states and operators as morphisms in the category QC. In the diagrams, the morphisms are represented by geometrical shapes connected to the wires. The only exceptions to this rule are the identity morphisms (represented by the wires themselves), and morphisms of the type $f : \mathbf{1} \rightarrow \mathbf{1}$, also called *scalars*. Since the tensor unit object $\mathbf{1}$ is represented by empty space and f commutes with all morphisms, its representation is just the number $f(\mathbf{1})$ anywhere in the diagram.

1. States as QC-morphisms

In QC, a pure state $|\psi\rangle$ represented by a ket, or a ray in a Hilbert space \mathcal{A} , corresponds to a linear map from \mathbb{C} to \mathcal{A} , or the morphism

$$\psi : \mathbf{1} \rightarrow A, \quad z \mapsto z|\psi\rangle. \quad (16)$$

¹ In converting a diagram into an algebraic expression one needs to reverse the left-right order since traditional quantum mechanics uses left multiplication to represent operations on states.

For instance, consider the two-qubit state $|\Psi_+\rangle = \frac{1}{\sqrt{2}}(|01\rangle + |10\rangle)$: this corresponds to the map $\mathbb{C} \xrightarrow{\Psi_+} \mathbb{C}^2 \otimes \mathbb{C}^2$ in the category \mathbf{QC} .

In a diagram, a pure state (or equivalently the corresponding state preparation procedure) is represented by a left-pointing labeled triangle with a number of wires extending from its base to the right, as shown in Fig. 4. Each wire corresponds to a subsystem of the state. Flipping a triangle horizontally converts it into the corresponding costate (bra), and can be understood as a projective measurement with postselection (an *effect*).

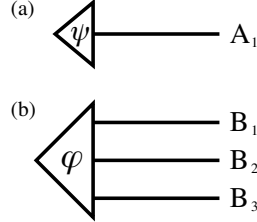


FIG. 4. (a) State $|\psi\rangle$ with a single subsystem. (b) State $|\varphi\rangle$ with three subsystems. ψ is a morphism of type $\mathbf{1} \rightarrow A_1$ and φ is a morphism of type $\mathbf{1} \rightarrow B_1 \otimes B_2 \otimes B_3$.

A state $|\psi\rangle$ can be expanded in the computational basis, resulting in the presentation

$$|\psi\rangle_A = \psi^{a_1 \dots a_m} |a_1 \dots a_m\rangle_{A_1 \otimes A_2 \otimes \dots \otimes A_m}. \quad (17)$$

2. Operators as QC-morphisms

Operators, or bounded linear maps from one Hilbert space to another, can be identified with the morphisms in \mathbf{QC} . As an example we can consider quantum gates, unitary maps from a Hilbert space to itself.

In the diagrams, operators are represented using labeled boxes on the wires, as shown in Fig. 5. Assume that we have a morphism $f : A \rightarrow B$, and that the domain and codomain \mathbf{QC} -objects are tensor products of simple \mathbf{QC} -objects given by $A = A_1 \otimes A_2 \otimes \dots \otimes A_m$ and $B = B_1 \otimes B_2 \otimes \dots \otimes B_n$. This means that the diagram for f has m input legs and n output legs. For certain operators, such as the ADD gate, we introduce specific symbols.

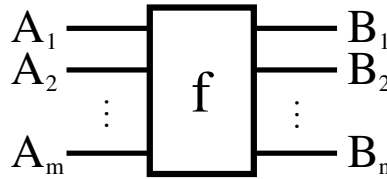


FIG. 5. Morphism $f : A \rightarrow B$, where A and B have m and n subsystems, respectively.

Using the computational basis we can present f as

$$f = |b_1 \dots b_n\rangle \langle b_1 \dots b_n|_B f |a_1 \dots a_m\rangle \langle a_1 \dots a_m|_A = |b_1 \dots b_n\rangle_B f^{b_1 \dots b_n}_{a_1 \dots a_m} \langle a_1 \dots a_m|_A. \quad (18)$$

Given a state $|\psi\rangle_A = \psi^{a_1 \dots a_m} |a_1 \dots a_m\rangle_A$, we have $f|\psi\rangle_A = f^{b_1 \dots b_n}_{a_1 \dots a_m} \psi^{a_1 \dots a_m} |b_1 \dots b_n\rangle_B$.

3. Composition and tensor product

The category \mathbf{QC} has two composition-like operations, the tensor product \otimes , and the composition of morphisms \circ . The composition of morphisms is represented graphically by the horizontal juxtaposition of the corresponding diagram elements and connecting the corresponding wires. Likewise, tensor products of objects or morphisms are represented by the vertical stacking of the diagram elements. These diagrammatic structures are illustrated in Fig. 6.

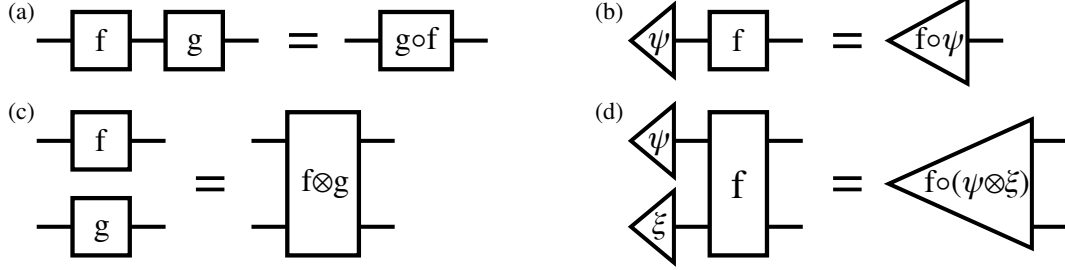


FIG. 6. Composition and tensor product. (a) Composition of operators. $(g \circ f)_c^a = g_b^a f_c^b$. (b) Composition of a state and an operator. $(f \circ \psi)^a = f_b^a \psi^b$. (c) Tensor product of operators. $(f \otimes g)^{a_1 a_2}_{b_1 b_2} = f_{b_1}^{a_1} g_{b_2}^{a_2}$. (d) Tensor product of states composed with an operator. $(f \circ (\psi \otimes \xi))^{a_1 a_2} = f_{b_1 b_2}^{a_1 a_2} \psi^{b_1} \xi^{b_2}$.

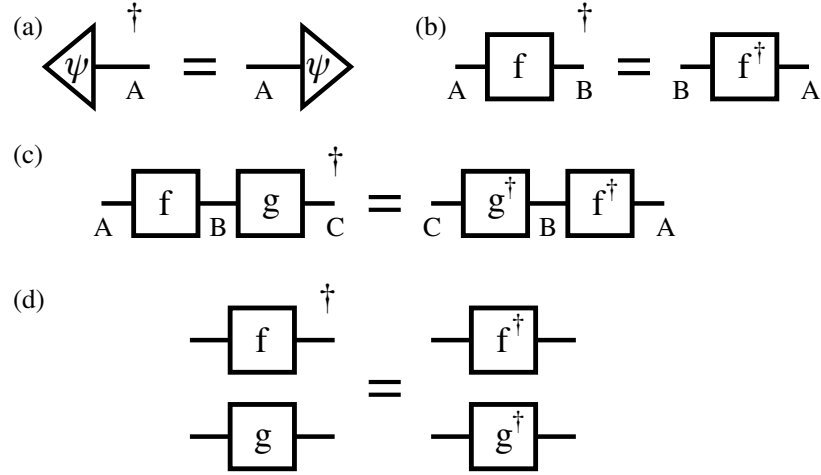


FIG. 7. Dagger functor. (a) Dagger of a state. $(\psi^\dagger)_a = \overline{\psi_a}$. (b) Dagger of an operator. $(f^\dagger)_b = \overline{f_b^a}$. (c) Dagger of composition. $(g \circ f)^\dagger = f^\dagger \circ g^\dagger$. (d) Dagger of tensor product. $(f \otimes g)^\dagger = f^\dagger \otimes g^\dagger$.

Remark 14 (Bifactoriality [12]). In the diagrammatic calculus, the equation

$$(g \circ f) \otimes (t \circ s) = (g \otimes t) \circ (f \otimes s) \quad (19)$$

has the evident pictorial meaning which amounts to first connecting boxes horizontally (resulting in $g \circ f$, $t \circ s$), and then stacking them vertically to yield $(g \circ f) \otimes (t \circ s)$, or first stacking them vertically (resulting in $g \otimes t$, $f \otimes s$), and then connecting the stacks horizontally to yield $(g \otimes t) \circ (f \otimes s)$.

4. The dagger functor

The effect of the dagger functor on the category QC, taking the Hermitian conjugate of a morphism, is represented diagrammatically by mirroring the diagram in the horizontal direction. Hence given a morphism f , the diagrams corresponding to f and f^\dagger are each others' mirror images. The operator labels have a \dagger symbol appended whereas the state and costate symbols stay the same. This is illustrated in Fig. 7.

D. Cups and caps: Bell states and Bell effects

We will now make use of the structure of dagger-compact closure [21] to derive elegant dualities between morphisms of different types. This provides an intuitive generalization of concepts surrounding the Choi-Jamiołkowski isomorphism.

Building on ideas in [5], we introduce two new diagrammatic elements that do not appear in standard quantum circuits, shown in Fig. 8. In the present work, they are the only ways a wire may reverse its direction of left-right progression. The first one, called a *cup*, is simply another way of denoting a state preparation procedure for a generalized Bell state in the Hilbert space $\mathcal{A}^{\otimes 2}$, scaled by $\sqrt{d_A}$ where $d_A = \dim \mathcal{A}$.

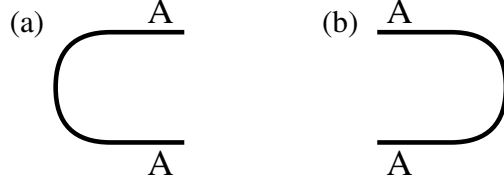


FIG. 8. Dagger-compact structures. (a) Cup η_A . (b) Cap ϵ_A .

Definition 15 (Cup). The cup is the diagram element that corresponds to the dagger-compact structure η of the category QC. It is a morphism $\eta_A : \mathbf{1} \rightarrow A \otimes A$, given in the computational basis as

$$\eta_A := \sum_{i=0}^{d-1} |i\rangle_A \otimes |i\rangle_A = \delta^{ij} |ij\rangle_{A \otimes A}. \quad (20)$$

It is easy to notice that η_A is proportional to the Bell state $B_{0,0}$ we defined previously,

$$|\cup\rangle_{A \otimes A} := |B_{0,0}\rangle_{A \otimes A} = \frac{1}{\sqrt{d_A}} \eta_A, \quad (21)$$

and that the other Bell states are locally equivalent to $|\cup\rangle_{A \otimes A}$, as shown in Fig. 9.

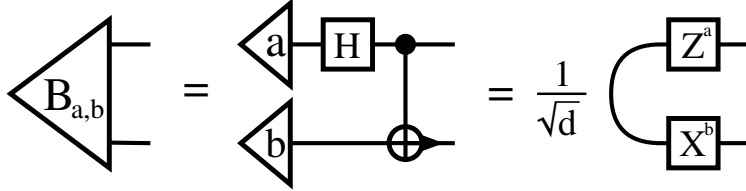


FIG. 9. Generalized Bell states. Preparation using the ADD gate, relation to the cup element.

The *cap* can be thought of physically as corresponding to a postselected measurement (an effect) in the generalized Bell basis.

Definition 16 (Cap). The cap is the diagram element that corresponds to the dagger-compact structure ϵ of the category QC. It is obtained by taking the dagger of the cup, which makes it the morphism $\epsilon_A : A \otimes A \rightarrow \mathbf{1}$:

$$\epsilon_A := \eta_A^\dagger = \sum_{i=0}^{d-1} \langle i|_A \otimes \langle i|_A = \delta_{ij} \langle ij|_{A \otimes A}. \quad (22)$$

One may safely think that the purpose of these structures is to entangle two subsystems in a way that enables very intuitive manipulation of the corresponding circuit diagrams by bending the wires in them. This is based on the isomorphisms they induce between states and operators.

Now we will demonstrate some properties of cups and caps, corresponding to the diagram identities in Fig. 10. We give proofs for cups, but corresponding identities hold for caps as well, and the proofs can be obtained by taking the Hermitian conjugates of the ones we give below.

Theorem 17 (Cup and cap symmetry (Fig. 10(a))). *Since the cup corresponds to a symmetric state, it immediately follows that the relative order of the two subsystems is irrelevant. Diagrammatically this means the order of the wires can be swapped. Cf. Eq. (1).*

Theorem 18 (Sliding operators around cups and caps (Fig. 10(b))). *An operator $f : A \rightarrow B$ can be moved (“slid”) around a cup or a cap by transposing it in the computational basis. Alternatively, there is an isomorphism between a cup followed by the operator f on the first subsystem, the state $|\lceil f \rceil\rangle := \frac{1}{\sqrt{d_A}} \text{vec}(f^T)^k |k\rangle_{B \otimes A}$, and a cup followed by the operator f^T on the second subsystem.*²

Proof.

$$\begin{aligned} (f_j^i |i\rangle\langle j|_1) \eta_{A1,2} &= (f_j^i |i\rangle\langle j|_1) (\delta^{kl} |k\rangle\langle l|_2) = f_j^i \delta_l^j \delta^{kl} |i\rangle\langle l|_2 \\ &= f^{ij} |i\rangle\langle j|_2 = \text{vec}(f^T)^k |k\rangle_{1,2} = \sqrt{d_A} |\lceil f \rceil\rangle_{1,2} = f_j^i \delta_l^j \delta^{kl} |k\rangle\langle l|_2 \\ &= (f_j^i |i\rangle\langle j|_2) (\delta^{kl} |k\rangle\langle l|_2) = ((f^T)_j^i |i\rangle\langle j|_2) \eta_{B1,2} \end{aligned} \quad (23)$$

□

Corollary 19. *All local unitary operators f are isomorphic to a state $|\lceil f \rceil\rangle$ that is locally equivalent to a generalized Bell state.*

Corollary 20 (Conversions between inputs and outputs of the same type). *More generally, a cup converts an input leg of an operator into an output leg of the same type. The opposite is true for a cap.*

Proof.

$$\begin{aligned} (f \otimes \mathbb{1}_\omega) \eta_{q,\omega} &= (|b_1 \cdots b_n\rangle \otimes |x\rangle_\omega f^{b_1 \cdots b_n}_{a_1 \cdots a_m} \langle a_1 \cdots a_m| \otimes \langle x|_\omega) (\delta^{kl} |k\rangle\langle l|_\omega) \\ &= |b_1 \cdots b_n\rangle \otimes |x\rangle_\omega f^{b_1 \cdots b_n}_{a_1 \cdots a_m} \langle a_1 \cdots a_{q-1} a_{q+1} \cdots a_m | \delta^{kl} \delta^{a_q}_k \delta^{x_l} \\ &= |b_1 \cdots b_n\rangle \otimes |a_q\rangle_\omega f^{b_1 \cdots b_n}_{a_1 \cdots a_{q-1} \quad a_q \quad a_{q+1} \cdots a_m} \langle a_1 \cdots a_{q-1} a_{q+1} \cdots a_m | \\ &=: |b_1 \cdots b_n\rangle \otimes |a_q\rangle_\omega \hat{f}^{b_1 \cdots b_n a_q}_{a_1 \cdots a_{q-1} a_{q+1} \cdots a_m} \langle a_1 \cdots a_{q-1} a_{q+1} \cdots a_m|. \end{aligned} \quad (24)$$

□

Theorem 21 (Snake equation (Fig. 10c)). *A cup and a cap can combine to cancel each other. In other words a double bend in a wire can be pulled straight. In Section III B we show how this operation actually corresponds to the standard quantum teleportation protocol [5].*

Proof.

$$\begin{aligned} (\epsilon_{1,2} \otimes \mathbb{1}_3) (\mathbb{1}_1 \otimes \eta_{2,3}) &= (\delta_{ij} |i\rangle\langle j|_2 \otimes \mathbb{1}_3) (\mathbb{1}_1 \otimes \delta^{kl} |k\rangle\langle l|_3) \\ &= \delta_{ij} \delta^{kl} \delta^j_k |l\rangle\langle i|_3 = |i\rangle\langle i|_3 = \mathbb{1}_{3,1}. \end{aligned} \quad (25)$$

□

Theorem 22 (Conjugate states (Fig. 10d)). *Cups and caps induce an isomorphism between states $|\psi\rangle = \psi^k |k\rangle$ and their conjugate states $\langle \bar{\psi}| := \langle k| \psi_k$, which are obtained by complex conjugating the coefficients of the corresponding bra in the computational basis.*

Proof.

$$\langle \bar{\psi}|_2 \eta_{1,2} = (\psi_j \langle j|_2) (\delta^{kl} |k\rangle\langle l|_2) = \psi_j \delta_l^j \delta^{kl} |k\rangle\langle l|_2 = \psi^k |k\rangle\langle l|_2 = |\psi\rangle_1. \quad (26)$$

□

Remark 23 (Diagrammatic adjoints). As mentioned above, cups and caps allow us to take the transpose f^T of a linear map f . Following the (now) standard string diagram literature we introduce the derived concept of adjoint \bar{f} (see e.g. [22, Sec. XIV.2]):

² The vec operation takes the matrix of its operand in the computational basis and rearranges it column by column, left to right, into a column vector.

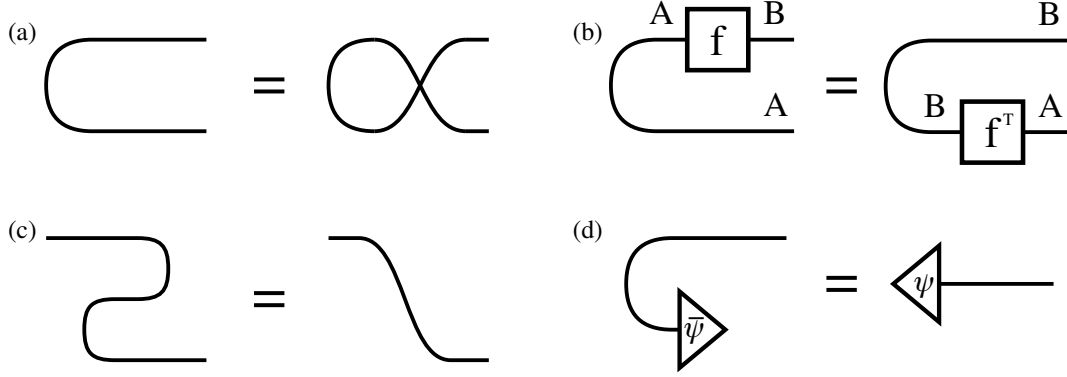
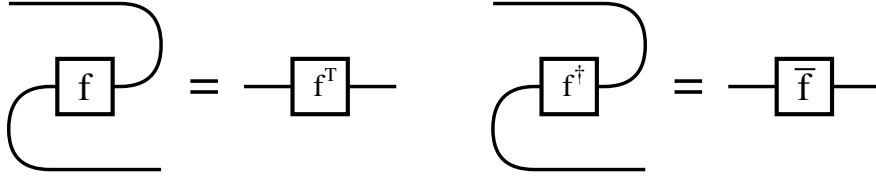


FIG. 10. Cup identities. (a) Symmetry. (b) “Sliding” an operator around a cup transposes it in the computational basis. (c) Snake equation. (d) Conjugate state.



Remark 24 (Basis dependence of transposition and complex conjugation). At first it might seem strange that we should encounter basis-dependent operations such as transposition and complex conjugation. However, this is a direct result of us having chosen a preferred computational basis and defined the cup/cap operators in terms of it.

E. Symmetric dots

In this subsection we consider a special class of morphisms we call *symmetric dots*, or just dots for short.³ Most importantly, the definition for each kind of dot is readily extensible to an arbitrary number of input and output legs, all of which have the same, arbitrary dimension.

Symmetric dots are defined by their *kind*, *order*, *dimension*, and *color*. An dot corresponding to a morphism of the type $A^{\otimes m} \rightarrow A^{\otimes n}$ is of the order (m, n) and dimension $d = \dim A$. The kind of a dot defines its effect, and color the basis in which it operates.

In the diagrams, dots are represented by a circular node (“dot”) with a symbol denoting the kind of the dot. By default the dots operate in the computational basis. If this is not the case, the basis is specified by a label next to the dot symbol. Mathematically, a dot of the kind D and order (m, n) , operating in the basis B , is denoted as $D_B^{m \rightarrow n}$. Again, if B is omitted, the dot is assumed to operate in the computational basis.

Color change occurs when a dot is rotated from one basis into another. For example, the unitary transformation $U_B := \sum_k |b_k\rangle\langle k|$ from the computational basis to the orthonormal basis $B = \{|b_k\rangle\}_k$ can be used to convert any dot D into D_B :

$$D_B^{m \rightarrow n} = U_B^{\otimes n} D^{m \rightarrow n} U_B^{\dagger \otimes m}. \quad (27)$$

This is illustrated in Fig. 11.

Furthermore, symmetric dots are required to have the following properties:

- S1 They are invariant under all permutations of their input and output legs.

³ Note that other authors use the term dot to mean different kinds of morphisms with certain well-defined properties. In the present paper, however, it always refers to a symmetric dot.

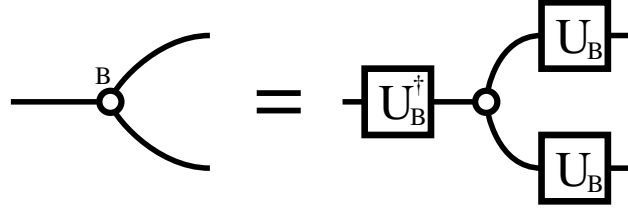


FIG. 11. Changing the color of a dot from the computational basis to the orthonormal basis $B = \{|b_k\rangle\}_k$ using the unitary operator $U_B = \sum_k |b_k\rangle\langle k|$.

S2 The dagger functor simply converts a dot's input legs into output legs and vice versa, preserving all the other properties:

$$D_B^{m \rightarrow n \dagger} = D_B^{n \rightarrow m}. \quad (28)$$

S3 Their legs can be “bent” using cups and caps. Attaching a cup(cap) to an input(output) leg converts it into an output(input) leg, respectively:

$$\begin{aligned} D_B^{m \rightarrow n} \eta &= D_B^{(m-1) \rightarrow (n+1)}, \\ \epsilon D_B^{m \rightarrow n} &= D_B^{(m+1) \rightarrow (n-1)}. \end{aligned} \quad (29)$$

Unlike S1 and S2, this property places a restriction on the colors the dot can appear in; we must have $U_B = \overline{U_B}$.

These symmetry properties are illustrated in Fig. 12.

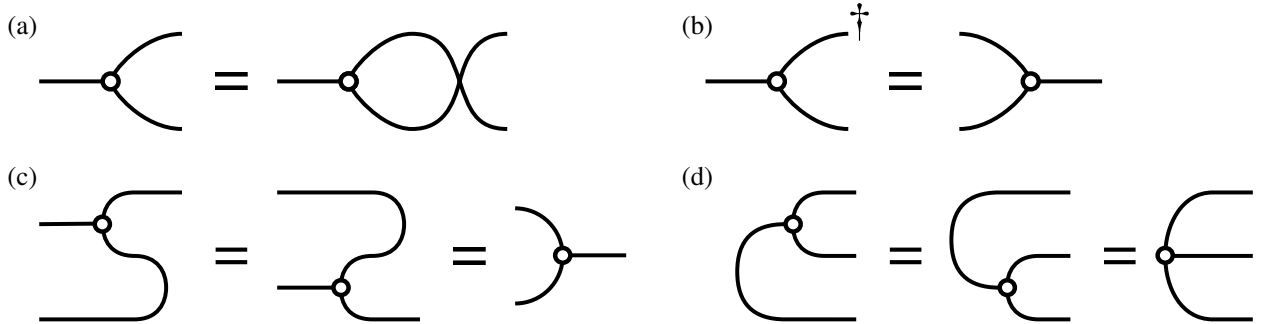


FIG. 12. Symmetric dots. We use a generic 1-to-2 dot as an example, but these properties apply to dots of all kinds, orders, dimensions and colors. (a) Permutation symmetry of the input and output legs (S1). (b) Dagger reverses the order but preserves the other properties of the dot (S2). (c,d) Cups and caps can be used to bend inputs into outputs and vice versa (S3).

Definition 25 (Pruning element). A *pruning element* $|\star_D\rangle$ for a dot D is a state/costate which, when connected to a leg of the dot eliminates that leg, reducing the corresponding order of the dot by one:

$$\begin{aligned} D^{m \rightarrow n} |\star_D\rangle &= D^{(m-1) \rightarrow n}, \\ \langle \star_D | D^{m \rightarrow n} &= D^{m \rightarrow (n-1)}. \end{aligned} \quad (30)$$

Now we will introduce specific kinds of symmetric dots.

1. Copy dots

Definition 26 (COPY). The m -to- n copy dot is defined in the computational basis as

$$\text{COPY}^{m \rightarrow n} := \sum_k |\underbrace{k \cdots k}_n\rangle \langle \underbrace{k \cdots k}_m|. \quad (31)$$

In our diagrammatic notation a copy dot is represented by a simple black dot \bullet . Connecting a basis state $|k\rangle$ (or the corresponding costate) to any of the legs of the copy dot collapses the sum and breaks the dot up into unconnected copies of $|k\rangle$ and $\langle k|$. For example the 1-to-2 copy dot

$$\text{COPY}_B^{1 \rightarrow 2} = \sum_k |b_k b_k\rangle \langle b_k|, \quad (32)$$

given the state $|b_k\rangle$ as the input, produces two copies of the same state as output. ⁴ Fig. 13 depicts this in diagram form.

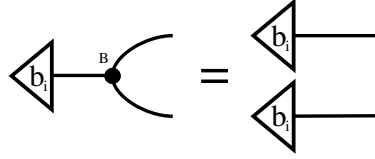


FIG. 13. Copy dot $\text{COPY}_B^{1 \rightarrow 2}$ in the orthonormal basis $B = \{|b_k\rangle\}_k$.

Remark 27 (COPY as a quantum operation). Direct calculation gives

$$\text{COPY}_B^{m \rightarrow n \dagger} \text{COPY}_B^{m \rightarrow n} = \sum_i |\underbrace{b_i \cdots b_i}_m\rangle \langle \underbrace{b_i \cdots b_i}_m| = \mathbb{1} \quad \Leftrightarrow \quad m = 1. \quad (33)$$

Hence an m -to- n copy dot is a valid quantum operation iff $m = 1$. This property is not preserved under the dagger — $\text{COPY}_B^{1 \rightarrow n \dagger} = \text{COPY}_B^{n \rightarrow 1}$ (*merge*) is not a valid quantum operation if $n > 1$. It is however still useful to consider its properties — by invoking arguments such as postselection it can be given a physical meaning.

2. Plus dots

Definition 28 (PLUS). We define the m -to- n plus dot in the computational basis as

$$\begin{aligned} \text{PLUS}^{m \rightarrow n} &:= H^{\otimes n} \text{COPY}^{m \rightarrow n} H^{\otimes m} = \text{COPY}_x^{m \rightarrow n} \text{NEG}^{\otimes m} \\ &= \frac{1}{d^{(m+n-2)/2}} \sum_{\substack{r_1 \cdots r_m \\ s_1 \cdots s_n}} \delta_{(\sum_i r_i \oplus \sum_j s_j), 0} |s_1 \cdots s_n\rangle \langle r_1 \cdots r_m|, \end{aligned} \quad (34)$$

where d is the dimension of the legs. Roughly speaking, the plus dot ensures all its inputs and outputs in the given basis sum to zero mod d . Note that the plus dot is not a copy dot unless $d = 2$. Diagrammatically, a plus dot is represented by a circular node with a plus symbol inside.⁵

⁴ This does not violate the no cloning theorem since the operator can only faithfully copy a single fixed basis.

⁵ The diagrammatic representation of $\text{PLUS}^{1 \rightarrow 1}$ (a wire with \oplus on it) must not be confused with the notation occasionally used in standard QCDs, in which \oplus denotes the NOT gate. We instead have $\text{PLUS}^{1 \rightarrow 1} = \text{NEG}$. Following this logic we could have used \oplus as the symbol of the NEG gate as well but felt this notational parsimony would not have been worth the potential for confusion.

3. Simplification rules for COPY and PLUS

Neighboring copy dots of the same color can be merged into a single dot. In categorical quantum mechanics, this is called the “spider law” [17]. We shall provide a slightly more general version below.

Definition 29 (Spider law). Dots of the kind D are said to fulfill the spider law with the operator G as the *glue* iff any connected graph with m inputs and n outputs comprised of D dots of the same dimension, with G s on all the internal legs connecting two neighboring dots, can be equivalently expressed as a single $D^{m \rightarrow n}$ dot, as shown in Fig. 14.

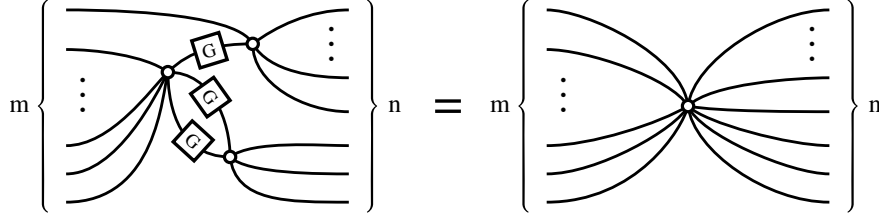


FIG. 14. Spider law for a generic dot with the operator G working as the glue.

The spider law is colorblind; if D fulfills the spider law with G as the glue, then D_B will fulfill the spider law with $G_B := U_B G U_B^\dagger$ as the glue. Furthermore, the symmetry property S2 requires that if G works as glue for D then so does G^\dagger .

Corollary: For any dot D obeying the spider law with G as the glue, $GD^{0 \rightarrow 1}$ functions as a pruning element.

Theorem 30 (Spider law). *Copy dots obey the spider law with the trivial glue (identity). Plus dots obey the spider law with the negation gate NEG as the glue.*

Theorem 31 (Pruning elements). $\sqrt{d} |0\rangle$ is a pruning element for PLUS as it makes the corresponding index vanish in the Kronecker delta in Eq. (34). Using this result, it follows that $\sqrt{d} |+\rangle$ is a pruning element for COPY. (See Fig. 15.)

Theorem 32 (Commutation rules for the Z and X gates with dots). *Since the Z gate shares its eigenbasis with COPY, they fully commute:*

$$\sum_k |k\rangle_1 |k\rangle_2 (\langle k|_1 Z) = \sum_k (Z|k\rangle_1) |k\rangle_2 \langle k|_1 = \sum_k |k\rangle_1 (Z|k\rangle_2) \langle k|_1. \quad (35)$$

The X gate, however, is multiplied when it passes a COPY:

$$\sum_k |k\rangle_1 |k\rangle_2 (\langle k|_1 X) = \sum_k |k\rangle_1 |k\rangle_2 \langle k \oplus 1|_1 = \sum_k |k \oplus 1\rangle_1 |k \oplus 1\rangle_2 \langle k|_1 = \sum_k (X|k\rangle_1) (X|k\rangle_2) \langle k|_1 \quad (36)$$

One obtains equivalent results for PLUS, with the roles of Z and X exchanged. These commutation rules are presented in Fig. 16. Even though we used $1 \rightarrow 2$ dots in our proofs above, analogous rules apply to COPY and PLUS dots with an arbitrary number of legs.

Now we have assembled all the necessary ingredients to make the dots do something useful. As the astute reader probably already has noticed, the notation we use for the \bullet and \oplus dots is suggestively similar to the NADD gate symbol, for a good reason. Fig. 17 shows how the NADD gate can be built out of dots, and how the \bullet and \oplus dots can in some cases be explicitly constructed using the NADD gate.

Theorem 33 (Bialgebra law). *Two NADD gates connected to each other via a SWAP gate as in Fig. 18(a) are equal to a single inverted NADD gate. A similar equality holds for the \bullet and \oplus dots with an extra factor of \sqrt{d} on the left.*

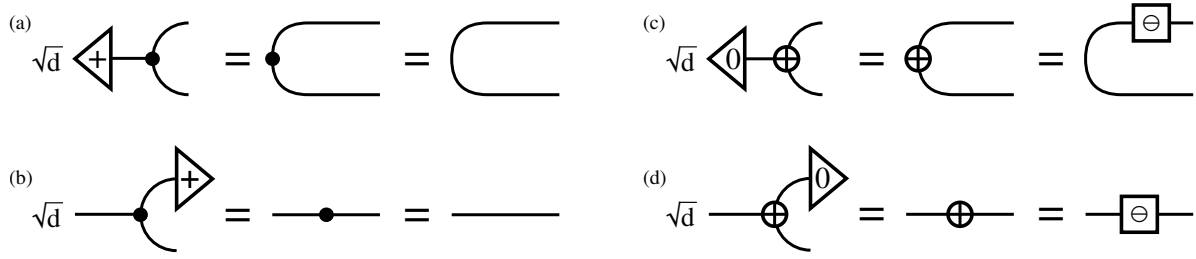


FIG. 15. Pruning elements for the (a,b) \bullet and (c,d) \oplus dots. (In a qubit system the NEG gate reduces to identity.)

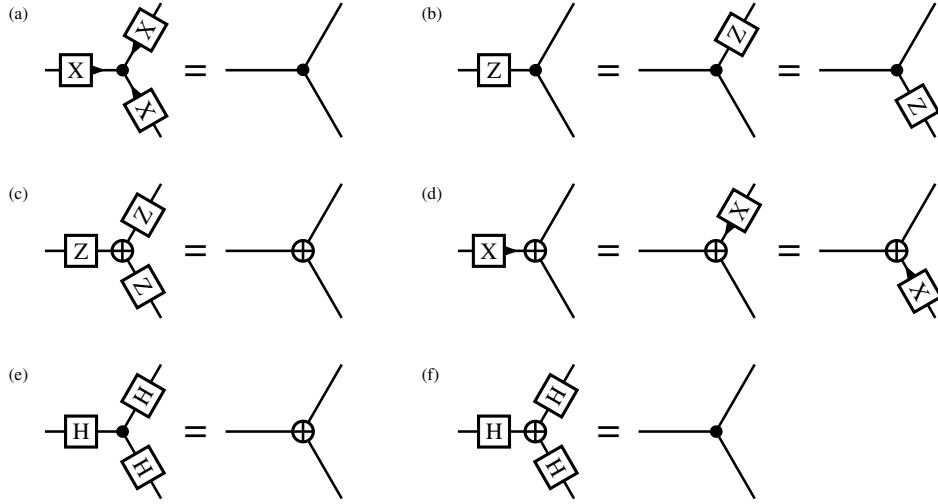


FIG. 16. Commutation rules for (a,b) the \bullet dot and (c,d) the \oplus dot with the Z and X gates. (e,f) Conversions between \bullet and \oplus dots using discrete Fourier transform gates H . Analogous rules apply to \bullet and \oplus dots with an arbitrary number of legs.^a

^a Aesthetic interlude: Given the computational basis, the set of operations $\{1, T, -, \dagger\}$ is isomorphic to the Klein group $Z_2 \times Z_2$, which also is the symmetry group of the rectangle. We can use this to illustrate the symmetry properties of operators with their symbols, by equating \dagger with horizontal reflection of the symbol, T with a 180-degree rotation (e.g. sliding the symbol around a cup/cap!), and $-$ with vertical reflection. By adding an arrow to the X gate symbol to denote the direction of incrementation the symmetry properties of the Z and X gates are represented by the symmetries of their gate symbols: $Z^T = Z$, $\bar{X} = X$. (This is analogous to the function of the corner marker on the morphism symbols in [11].) The arrow would not be necessary if the X gate symbol had the correct symmetry in itself (like the letter E , for example), but we chose to go with the more traditional choice.

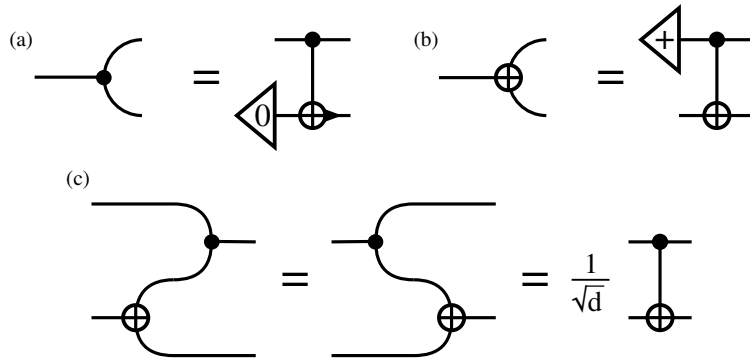


FIG. 17. Connection between the copy and plus dots and the NADD gate. (a,b) Explicit constructions for the \bullet and \oplus dots. (c) Combining the \bullet and \oplus dots yields NADD.

Proof.

$$\begin{aligned} \text{NADD}_{1,2}\text{SWAP}_{1,2}\text{NADD}_{1,2} &= \sum_{abxy} |x, \ominus x \ominus y\rangle_{1,2} \langle y, x|a, \ominus a \ominus b\rangle \langle a, b|_{1,2} \\ &= \sum_{ab} |\ominus a \ominus b, b\rangle \langle a, b|_{1,2} = \text{NADD}_{2,1}. \end{aligned} \quad (37)$$

□

Theorem 34 (Hopf law). *The COPY and PLUS dots fulfill the Hopf law [23] with the NEG gate as the antipode, as shown in Fig. 18(b).*

Proof.

$$\begin{aligned} \text{PLUS}^{2 \rightarrow 1} \text{NEG}_1 \text{COPY}^{1 \rightarrow 2} &= \frac{1}{\sqrt{d}} \sum_{kabcx} \delta_{a \oplus b \oplus c, 0} |a\rangle \langle bc| (|x\rangle \langle \ominus x| \otimes \mathbb{1}) |kk\rangle \langle k| \\ &= \frac{1}{\sqrt{d}} \sum_{ka} \delta_{a \oplus k \oplus k, 0} |a\rangle \langle k| = |0\rangle \left(\frac{1}{\sqrt{d}} \sum_k \langle k| \right) = |0\rangle \langle +|. \end{aligned} \quad (38)$$

□

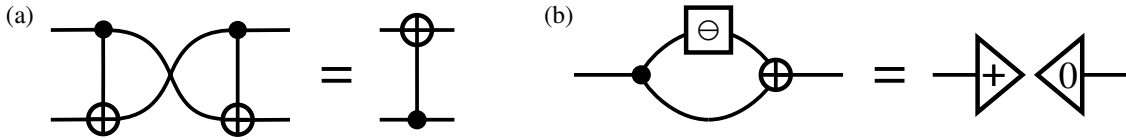


FIG. 18. (a) Bialgebra law. (b) Hopf law.

F. From diagrams to quantum operations

The extended QCDs each correspond to a QC-morphism. However, not every such morphism is physically implementable on its own. In quantum mechanics a state operator can (in principle) undergo any evolution that can be expressed as a linear, completely positive map (CPM). The mapping from QC-morphisms to CPMs is easiest achieved using the operator-sum representation, in which each morphism corresponds to a Kraus operator.

Definition 35 (Complete set of QC-morphisms). We call a set of QC-morphisms $S = \{f_i\}_i \subset \text{QC}(A, B)$ *complete* iff it corresponds to a quantum operation, that is,

$$S \text{ is complete} \Leftrightarrow \sum_i f_i^\dagger f_i = 1_A. \quad (39)$$

The effect of S on the state operator $\rho : A \rightarrow A$ is

$$\rho \mapsto \sum_i f_i \rho f_i^\dagger. \quad (40)$$

Another category-based approach to representing CPMs using diagrams can be found in [24].

Theorem 36 (Properties of complete sets of QC-morphisms). *The following properties immediately follow from the definition:*

- (a) *If $f : A \rightarrow A$ is unitary, it is complete on its own.*
- (b) *A state $\psi : \mathbf{1} \rightarrow A$ is complete on its own iff it is normalized: $\langle \psi | \psi \rangle = 1$.*

- (c) A set of costates $\{\chi_k : A \rightarrow \mathbf{1}\}_k$ is complete if the corresponding states form an orthonormal basis for A : $\sum_k |\chi_k\rangle\langle\chi_k|_A = 1_A$. In this case the set of costates corresponds to a projective measurement in this basis.
- (d) If $\{f_i\}_i \subset \text{QC}(A, B)$ and $\{g_j\}_j \subset \text{QC}(C, D)$ are complete sets of morphisms, the tensor product set $\{f_i \otimes g_j\}_{ij} \subset \text{QC}(A \otimes C, B \otimes D)$ is also complete.
- (e) If $\{f_i\}_i \subset \text{QC}(A, B)$ and $\{g_j\}_j \subset \text{QC}(B, C)$ are complete sets of morphisms, the composed set $\{g_j \circ f_i\}_{ij} \subset \text{QC}(A, C)$ is also complete.

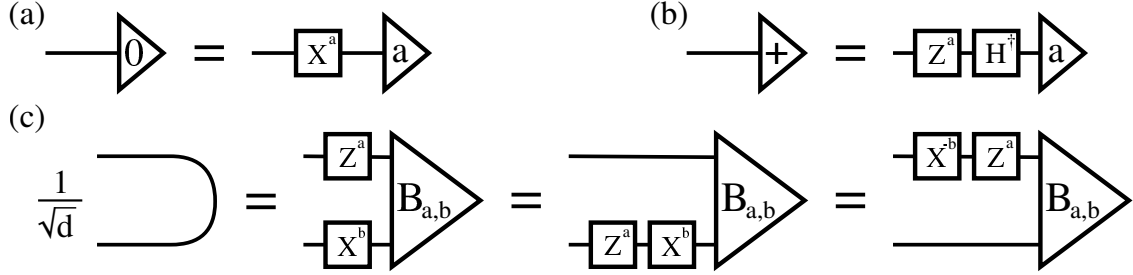


FIG. 19. Representations of the (a) $\langle 0|$ and (b) $\langle +|$ costates and (c) caps in terms of complete sets of costates with local corrections. The generalized Bell costates $\langle B_{a,b}|$ can be presented in terms of computational basis costates e.g. using the inverse of the circuit in Fig. 9.

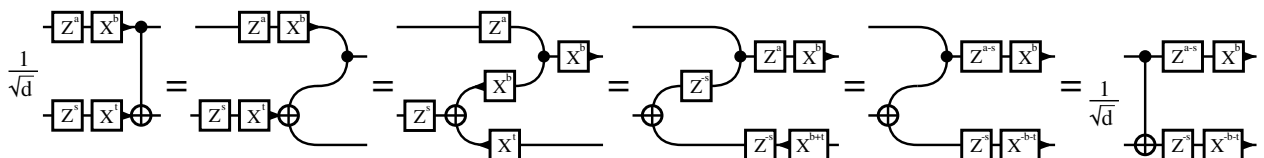
In constructing complete sets of QC-morphisms it is useful to be able to implement caps and certain other costates in terms of projective measurements followed by local unitary corrections dependent on the outcome. This can be done by first expressing the costate in terms of a complete set of standard basis costates (as shown in Fig. 19) and then using Theorem 18 together with commutation rules between various circuit elements and the Z and X gates. In the computational basis $Z^T = Z$ and $X^T = X^{-1}$, so they both can readily be slid around cups and caps. By shuttling them along the circuit to positions which causally follow the costate that introduced them (if possible!), the circuit becomes physically implementable. Examples on how this is accomplished in practice are given in the next section.

III. APPLICATIONS

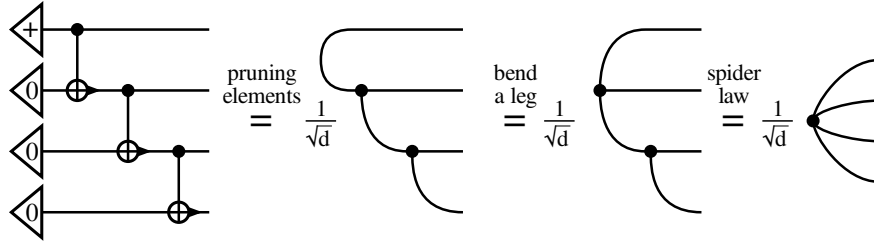
Here we present some applications of the extended quantum circuit diagram methods derived in the last section. First we give some examples of circuit simplification, and then derive several well-known quantum protocols for systems of arbitrary dimension using almost no algebra beyond what is implicit in the diagrams.

A. Circuit simplification

Example 37 (Commuting Z and X gates through a NADD gate). Start by breaking the NADD gate into a copy dot and a plus dot as shown in Fig. 17. Then apply the commutation rules presented in Fig. 16 to commute the Z and X gates through the dots one by one, and finally put the NADD gate together again. The result is the d -dimensional generalization of the familiar commutation rules between σ_z , σ_x and a CNOT.



Example 38 (GHZ circuit). We are given the d -dimensional version of the standard circuit for preparing Greenberger-Horne-Zeilinger (GHZ) states. We start by breaking up the ADD gates into \bullet and \oplus dots as shown in Fig. 17(c), then apply the pruning element identities in Fig. 15 (or alternatively use the dot constructions in Fig. 17(a,b) in reverse) to obtain a network of copy dots and cups. We use the cups to bend the input legs of the copy dots into output legs, and finally invoke the spider law to fuse the copy dots together:

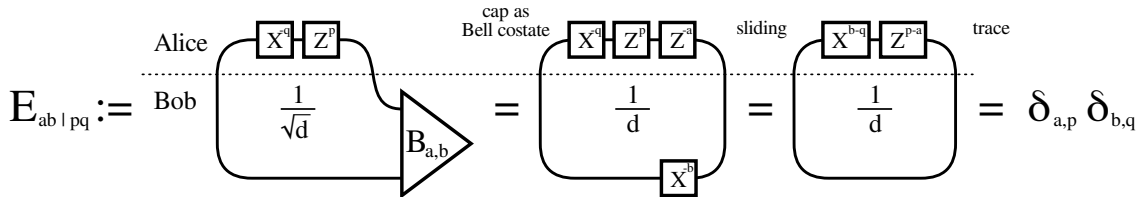


The result is a scaled $\text{COPY}^{0 \rightarrow 4}$ dot, which is equal to the four-qudit GHZ state as expected:

$$\frac{1}{\sqrt{d}} \text{COPY}^{0 \rightarrow 4} = \frac{1}{\sqrt{d}} \sum_k |kkkk\rangle = |\text{GHZ}_4\rangle. \quad (41)$$

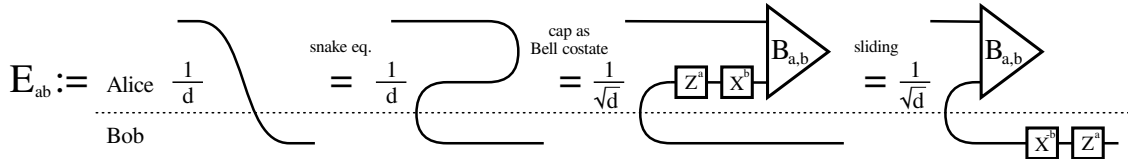
B. Quantum protocols

Example 39 (Superdense coding). We start with a diagram representing a cup state followed by local operation $Z^p X^{-q}$ by Alice, and finally a Bell measurement with the outcome (a, b) by Bob. We then express the Bell costate using a cap and Z and X gates, slide the gates around the bends and obtain a trace expression which is easily evaluated using Eq. (11).



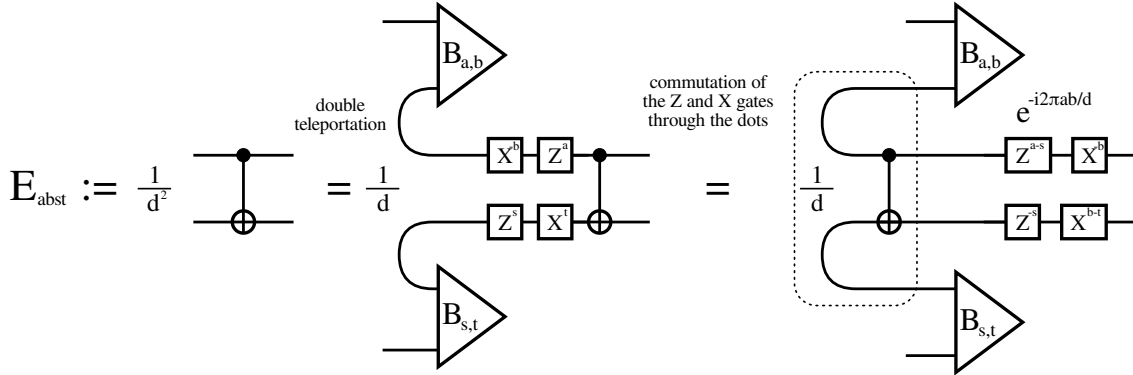
The corresponding Kraus operators are $E_{ab|pq} = \delta_{a,p} \delta_{b,q}$. This set of morphisms is complete for all possible local operations (p, q) . Furthermore, the probability of Bob obtaining the measurement outcome (a, b) is $P_{ab} = \text{Tr}(E_{ab|pq} \rho E_{ab|pq}^\dagger) = \delta_{a,p} \delta_{b,q} \text{Tr}(\rho) = \delta_{a,p} \delta_{b,q}$. Hence the result of Bob's measurement is completely determined by Alice, and she can use this protocol to transmit two d-its worth of information to Bob.

Example 40 (Teleportation [25]). Starting with a scaled identity morphism, we first use the snake equation, then express the cap in terms of a Bell costate preceded by Z and X gates, and slide the gates around the cup. This gives us a causal diagram that represents the (a, b) outcome of a Bell measurement by Alice, followed by local corrections by Bob dependent on the measurement result.



The corresponding Kraus operators are $E_{ab} = \frac{1}{d} \mathbb{1}$ for all (a, b) . This set of morphisms is easily seen to be complete. Hence together these diagrams must represent a physical operation, $\rho \mapsto \sum_{ab} E_{ab} \rho E_{ab}^\dagger = \rho$, which faithfully transports any quantum state ρ from Alice to Bob.

Example 41 (Teleportation through a gate [26]). Starting from a two-qudit gate (NADD in our example), we use the teleportation protocol once for each input qudit, commute the local Z and X corrections through the NADD as in Example 37, and finally regroup the gates.



The resulting diagrams each correspond to the same NADD gate operation and form a complete set. This allows us to implement any gate U in an atemporal order: First we apply the gate to a number of cup states, obtaining the state $|\Uparrow U \Uparrow\rangle$ (inside the dotted line in the diagram), isomorphic to U . The inputs are then teleported “through” the gate-state, effectively applying U on them, even if they did not even exist yet when the gate was actually used. Furthermore, the states $|\Uparrow U \Uparrow\rangle$ can be prepared beforehand in large numbers and used only when needed. This is useful e.g. in the case where the success of an individual U operation is not guaranteed, but the computation itself must not fail.

IV. CONCLUSION

We have constructed a categorical framework which extends the quantum circuit model by providing an explicit realization of a dagger-compact category that can model finite-dimensional quantum systems, and introduced its key algebraic properties diagrammatically. Our construction explicitly allows for the interaction of systems of arbitrary, possibly unequal, dimensions and thus can handle generic tensor network states, including matrix product states. We anticipate that our approach has further applications in applying category theory and related ideas to tensor networks, as was initiated in recent work [6].

ACKNOWLEDGMENTS

We thank Samson Abramsky and John Baez. JDB received support from EPSRC grant EP/G003017/1. VB visited Oxford using funding from this same grant. JDB completed large parts of this work visiting the Center for Quantum Technologies, at the National University of Singapore (hosted by Vlatko Vedral).

Appendix A: Categories

In this section we will sketch the basic concepts and definitions that surround the present work for the benefit of readers unfamiliar with category theory, in a way that we hope appeals to researchers working on quantum information. We will skim over details not essential to the present study. For a more complete treatment of the subject, see e.g. [11].

Definition 42 (Category). A *category* \mathcal{C} is an algebraic structure that consists of

- (1) $\text{ob}(\mathcal{C}) = \{A, B, C, \dots\}$, a class of *objects*.
- (2) $\text{hom}(\mathcal{C})$, a class of *morphisms* (sometimes called arrows), that is, maps between the objects. For every pair of objects $A, B \in \text{ob}(\mathcal{C})$ we use $\mathcal{C}(A, B) \subset \text{hom}(\mathcal{C})$ to denote the set of morphisms from A to B in the category.

(3) *compositions* of morphisms, i.e., for every triple of objects A, B, C , the binary operation

$$\circ : \mathcal{C}(B, C) \times \mathcal{C}(A, B) \rightarrow \mathcal{C}(A, C).$$

Furthermore, the components of \mathcal{C} must fulfill the following axioms:

- (i) *Associativity of composition*: $(h \circ g) \circ f = h \circ (g \circ f)$ holds for all morphisms $f \in \mathcal{C}(A, B)$, $g \in \mathcal{C}(B, C)$, $h \in \mathcal{C}(C, D)$.
- (ii) *Existence of identity morphisms*: For every object $A \in \text{ob}(\mathcal{C})$ there is an identity morphism $1_A \in \mathcal{C}(A, A)$ such that for every morphism $f \in \mathcal{C}(A, B)$ we have $1_B \circ f = f \circ 1_A = f$. (It can readily be shown that the identity morphisms are unique.)

An *isomorphism* is an invertible morphism. The map $f \in \mathcal{C}(A, B)$ is an isomorphism iff $\exists g \in \mathcal{C}(B, A)$ for which $g \circ f = 1_A$ and $f \circ g = 1_B$. This makes f and g each others' inverses: $g = f^{-1}$.

Definition 43 (Functor). Given categories \mathcal{C} and \mathcal{D} , a *covariant functor* $F : \mathcal{C} \rightarrow \mathcal{D}$ is a structure-preserving mapping between them. More specifically, it consists of

- (1) a function $F : \text{ob}(\mathcal{C}) \rightarrow \text{ob}(\mathcal{D})$
- (2a) for every pair of objects $A, B \in \text{ob}(\mathcal{C})$, a function $F : \mathcal{C}(A, B) \rightarrow \mathcal{D}(F(A), F(B))$.⁶ These functions must preserve the compositional structure of the category; we must have

$$F(g \circ f) = F(g) \circ F(f) \quad \forall f \in \mathcal{C}(A, B), \forall g \in \mathcal{C}(B, C).$$

This property, together with the uniqueness of the identity morphisms gives $F(1_A) = 1_{F(A)}$.

A *contravariant* functor is like a covariant one, except it reverses the directions of the morphisms:

- (2b) for every pair of objects $A, B \in \text{ob}(\mathcal{C})$, a function $F : \mathcal{C}(A, B) \rightarrow \mathcal{D}(F(B), F(A))$. In this case we must have

$$F(g \circ f) = F(f) \circ F(g) \quad \forall f \in \mathcal{C}(A, B), \forall g \in \mathcal{C}(B, C).$$

An *endofunctor* is a functor from a category to itself.

We will now build on these basic definitions in several key stages. The first is the notion of a *monoidal* category, which is a category equipped with a *tensor product* \otimes .

Definition 44 (Monoidal category). A *monoidal* category \mathcal{C} is a category equipped with

- (1) a covariant bifunctor called the *tensor product*, $\otimes : \mathcal{C} \times \mathcal{C} \rightarrow \mathcal{C}$, which typically uses the infix notation,
- (2) a *unit object* $\mathbf{1} \in \text{ob}(\mathcal{C})$, and
- (3) three families of natural isomorphisms: the *associators* α and the *left and right unitors* λ and ρ .

The associators define the associativity of the tensor product. Their naturality requires the following diagram to commute for all $f, g, h \in \text{hom}(\mathcal{C})$:

$$\begin{array}{ccc} (A \otimes B) \otimes C & \xrightarrow{\alpha_{A,B,C}} & A \otimes (B \otimes C) \\ (f \otimes g) \otimes h \downarrow & & \downarrow f \otimes (g \otimes h) \\ (A' \otimes B') \otimes C' & \xrightarrow{\alpha_{A',B',C'}} & A' \otimes (B' \otimes C') \end{array}$$

⁶ We may use the same name F for all the functions involved in the definition of a functor F since the appropriate one can always be deduced from the context.

The left and right unitors define the behavior of the tensor product with respect to the unit object; for all $f \in \text{hom}(\mathcal{C})$, the following diagrams must commute:

$$\begin{array}{ccc} \mathbf{1} \otimes A & \xrightarrow{\lambda_A} & A \\ \mathbf{1} \otimes f \downarrow & & \downarrow f \\ \mathbf{1} \otimes A' & \xrightarrow{\lambda_{A'}} & A' \end{array} \qquad \begin{array}{ccc} A \otimes \mathbf{1} & \xrightarrow{\rho_A} & A \\ f \otimes \mathbf{1} \downarrow & & \downarrow f \\ A' \otimes \mathbf{1} & \xrightarrow{\rho_{A'}} & A' \end{array}$$

In order to extend the associativity and proper unit object interaction to all possible n -ary tensor products, the natural isomorphisms must fulfill two coherence axioms, i.e. the following diagrams must always commute:

(i) (Pentagon axiom)

$$\begin{array}{ccc} ((A \otimes B) \otimes C) \otimes D & \xrightarrow{\alpha_{A \otimes B, C, D}} & (A \otimes B) \otimes (C \otimes D) \xrightarrow{\alpha_{A, B, C \otimes D}} A \otimes (B \otimes (C \otimes D)) \\ \alpha_{A, B, C} \otimes \mathbf{1}_D \downarrow & & \uparrow \mathbf{1}_A \otimes \alpha_{B, C, D} \\ (A \otimes (B \otimes C)) \otimes D & \xrightarrow{\alpha_{A, B \otimes C, D}} & A \otimes ((B \otimes C) \otimes D) \end{array}$$

(ii) (Triangle axiom)

$$\begin{array}{ccc} (A \otimes \mathbf{1}) \otimes B & \xrightarrow{\alpha_{A, \mathbf{1}, B}} & A \otimes (\mathbf{1} \otimes B) \\ \rho_A \otimes \mathbf{1}_B \searrow & & \swarrow \mathbf{1}_A \otimes \lambda_B \\ & A \otimes B & \end{array}$$

Remark 45 (Strict monoidal categories). If all the natural transformations are identities we have $(A \otimes B) \otimes C = A \otimes (B \otimes C)$ and $A \otimes \mathbf{1} = A = \mathbf{1} \otimes A$ for all objects, and \mathcal{C} is said to be *strict*. However, this is not as important as it might seem; Every monoidal category is monoidally equivalent to a strict monoidal category — this is known as Mac Lane’s strictification theorem [13]. Intuitively this says that we don’t lose much by considering equalities instead of isomorphisms.

Definition 46 (Symmetric monoidal category). Adding a further family of natural isomorphisms called *symmetric braidings*, $c_{A, B} : A \otimes B \rightarrow B \otimes A$ with the property $c_{B, A} = c_{A, B}^{-1}$ fulfilling the

(i) (Hexagon axiom)

$$\begin{array}{ccccc} (A \otimes B) \otimes C & \xrightarrow{c_{A, B} \otimes \mathbf{1}_C} & (B \otimes A) \otimes C & \xrightarrow{\alpha_{B, A, C}} & B \otimes (A \otimes C) \\ \alpha_{A, B, C} \downarrow & & & & \downarrow \mathbf{1}_B \otimes c_{A, C} \\ A \otimes (B \otimes C) & \xrightarrow{c_{A, B \otimes C}} & (B \otimes C) \otimes A & \xrightarrow{\alpha_{B, C, A}} & B \otimes (C \otimes A) \end{array}$$

makes a monoidal category *symmetric*. Intuitively the symmetric braidings mean that the relative order of the objects in a tensor product carries no fundamental significance.

Definition 47 (Compact closed category). A *compact closed* category \mathcal{C} is a symmetric monoidal category in which for every object $A \in \text{ob}(\mathcal{C})$ there is a *dual object* $A^* \in \text{ob}(\mathcal{C})$, and *unit* and *counit* morphisms $\eta_A : \mathbf{1} \rightarrow A^* \otimes A$ and $\epsilon_A : A \otimes A^* \rightarrow \mathbf{1}$, which fulfill the adjunction triangle equations

$$\begin{aligned} (\epsilon_A \otimes \mathbf{1}_A) \circ (\mathbf{1}_A \otimes \eta_A) &= \mathbf{1}_A, \\ (\mathbf{1}_{A^*} \otimes \epsilon_A) \circ (\eta_A \otimes \mathbf{1}_{A^*}) &= \mathbf{1}_{A^*}. \end{aligned} \tag{A1}$$

In quantum mechanics, the unit and counit morphisms can be thought of as corresponding to generalized Bell states.

Definition 48 (Dagger-compact category). A *dagger-compact* category is a compact closed category that comes equipped with a contravariant *dagger* endofunctor $\dagger : \mathcal{C} \rightarrow \mathcal{C}$, which behaves precisely in the way one would expect from the Hermitian adjoint operation on a Hilbert space [5]. To make the analogy even stronger, an isomorphism f is said to be *unitary* iff $f^\dagger = f^{-1}$.

The dagger functor has the following properties:

- (1) Identity on the objects: $A^\dagger = A$.
- (2) Associates every morphism $f : A \rightarrow B$ with its *adjoint* morphism $f^\dagger : B \rightarrow A$.
- (3) Involutivity: $f^{\dagger\dagger} = f$, and
- (4) Compatibility with the tensor product: $(f \otimes g)^\dagger = f^\dagger \otimes g^\dagger$.

Furthermore, the natural isomorphisms α , λ , ρ and c must all be unitary, and the unit and counit morphisms must fulfill $\eta_A = c_{A,A^*} \circ \epsilon_A^\dagger$.

Remark 49 (Scalars in a symmetric monoidal category). Scalars in a monoidal category are maps from the tensor unit $\mathbf{1}$ back to the tensor unit $\mathbf{1}$. We consider some (say) complex number s , this number is then a map of type $s : \mathbf{1} \rightarrow \mathbf{1}$. By linearity, $s(\mathbf{1})$ completely determines the map, and hence the scalar s . We note that the scalars in a SMC form a commutative monoid [27].

Appendix B: Uniqueness of the cup state

Assume that given the Hilbert spaces A and A' , we can write down two bipartite states

$$|\psi_1^A\rangle = c_{xy}|x\rangle_A|y\rangle_B, \quad (\text{B1})$$

$$|\psi_2^{A'}\rangle = d_{xy}|x\rangle_{A'}|y\rangle_{B'} \quad (\text{B2})$$

that should play the role of the cup, where the complex coefficients c_{xy} and d_{xy} can be interpreted as elements of the matrices C and D . The normalization condition gives

$$\langle\psi_1|\psi_1\rangle = c_{xy}^*c_{xy} = \text{Tr}(C^\dagger C) = 1, \quad (\text{B3})$$

$$\langle\psi_2|\psi_2\rangle = d_{xy}^*d_{xy} = \text{Tr}(D^\dagger D) = 1. \quad (\text{B4})$$

We require that the pair of states should have the following property: For every linear operator

$$f : A \rightarrow A', \quad f = f_{ij}|i\rangle_{A'}\langle j|_A$$

there is another linear operator

$$g : B \rightarrow B', \quad g = g_{ij}|i\rangle_{B'}\langle j|_B$$

and vice versa such that the graphical equality in Fig. 20 holds; we want to be able to “slide” the operators around the cup. For the sliding operation to make sense, the dimensions of the external legs must remain the same.

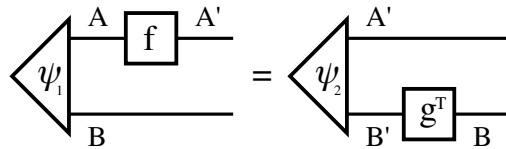


FIG. 20. “Sliding” linear operators around a cup state.

In equation form this is

$$\begin{aligned} f_{ij}c_{xy}|i\rangle_{A'}\langle j|x\rangle_A|y\rangle_B &= f_{ij}c_{jy}|i\rangle_{A'}|y\rangle_B = f_{ij}c_{jk}|i\rangle_{A'}|k\rangle_B \\ &= (g^T)_{ij}d_{xy}|x\rangle_{A'}\langle j|y\rangle_{B'}|i\rangle_B = d_{xj}g_{ji}|x\rangle_{A'}|i\rangle_B = d_{ij}g_{jk}|i\rangle_{A'}|k\rangle_B, \end{aligned} \quad (\text{B5})$$

which is equivalent to the matrix equation

$$FC = DG. \quad (\text{B6})$$

Now let us apply the singular value decomposition on C and D . SVD is given by $X = U\Sigma V^\dagger$, where U and V^\dagger are unitary and Σ is a diagonal matrix with the (real, nonnegative) singular values σ_k of X on the diagonal in nonincreasing order. We obtain

$$\begin{aligned} F(U_C \Sigma_C V_C^\dagger) &= (U_D \Sigma_D V_D^\dagger) G \\ \Leftrightarrow (U_D^\dagger F U_C) \Sigma_C &= \Sigma_D (V_D^\dagger G V_C) \\ \Leftrightarrow \tilde{F} \Sigma_C &= \Sigma_D \tilde{G}. \end{aligned} \quad (\text{B7})$$

The state normalization condition is equivalent to $\sum_k \sigma_k^2 = 1$. Thus for both C and D we always have $\sigma_1 > 0$. Comparing the elements $(\dim A', 1)$ and $(1, \dim B)$ on both sides we find that unless $\dim A \geq \dim B$, $\dim A' \leq \dim B'$, $\sigma_{C \dim B} > 0$ and $\sigma_{D \dim A'} > 0$, there are either matrices F for which there is no G such that Eq. (B6) holds, or vice versa.

Now assume we wish to impose two additional constraints: The cup states have to be symmetric and map unitary operators to unitary operators. The first constraint gives $A \cong B$ and $A' \cong B'$, which means that Σ_C and Σ_D are both square and, since their singular values are all positive, invertible:

$$\tilde{G} = \Sigma_D^{-1} \tilde{F} \Sigma_C \quad \Leftrightarrow \quad G = D^{-1} F C. \quad (\text{B8})$$

Furthermore, for every unitary matrix \tilde{F} we must have

$$\tilde{G} \tilde{G}^\dagger = \Sigma_D^{-1} \tilde{F} \Sigma_C \Sigma_C^\dagger \tilde{F}^\dagger (\Sigma_D^{-1})^\dagger = \Sigma_D^{-1} \tilde{F} \Sigma_C^2 \tilde{F}^\dagger \Sigma_D^{-1} = \mathbb{1} \quad \Leftrightarrow \quad \tilde{F} \Sigma_C^2 = \Sigma_D^2 \tilde{F}. \quad (\text{B9})$$

Now Schur's Lemma for unitary representations of Lie groups says that Σ_C and Σ_D must both be scalar multiples of identity. Together with the normalization condition this completely fixes the singular values, and we can choose $C = \frac{1}{\sqrt{d_A}} U$ and $D = \frac{1}{\sqrt{d_{A'}}} V$, where U and V are symmetric unitary matrices. Thus

$$|\psi_1^A\rangle = c_{xy} |x\rangle_A |y\rangle_A = \frac{1}{\sqrt{d_A}} U_{xy} |x\rangle_A |y\rangle_A = (U \otimes \mathbb{1}) |\cup\rangle_{A \otimes A}, \quad (\text{B10})$$

and the most general cup state for the Hilbert space $A \otimes A$ is a local unitary rotation of $|\cup\rangle_{A \otimes A}$.

-
- [1] A. C.-C. Yao, in *Proc. of the 34th Ann. Symp. on Foundations of Computer Science* (IEEE Computer Society, 1993) pp. 352–361, ISBN 0-8186-4370-6.
 - [2] A. Barenco, D. Deutsch, A. Ekert, and R. Jozsa, *Phys. Rev. Lett.* **74**, 4083 (1995), arXiv:quant-ph/9503017.
 - [3] A. Barenco, C. H. Bennett, R. Cleve, D. P. DiVincenzo, N. Margolus, P. Shor, T. Sleator, J. A. Smolin, and H. Weinfurter, *Phys. Rev. A* **52**, 3457 (1995), arXiv:quant-ph/9503016.
 - [4] A. Kitaev, A. Shen, and M. Vyalyi, *Classical and quantum computation*, Graduate Studies in Mathematics, Vol. 47 (AMS, 2002).
 - [5] S. Abramsky and B. Coecke, “Handbook of quantum logic and quantum structures,” (Elsevier, 2008) Chap. Categorical quantum mechanics, arXiv:0808.1023.
 - [6] J. D. Biamonte, S. R. Clark, and D. Jaksch, “Categorical tensor network states,” (2010), arXiv:1012.0531.
 - [7] J. C. Baez and M. Stay, “Physics, Topology, Logic and Computation: A Rosetta Stone,” (Mar. 2009), arXiv:0903.0340.
 - [8] J. C. Baez and A. Lauda, “A Prehistory of n-Categorical Physics,” (Aug. 2009), arXiv:0908.2469 [hep-th].
 - [9] D. Gross, J. Eisert, N. Schuch, and D. Perez-Garcia, *Phys. Rev. A* **76**, 052315 (Nov. 2007), arXiv:0706.3401 [quant-ph].
 - [10] R. B. Griffiths, S. Wu, L. Yu, and S. M. Cohen, *Phys. Rev. A* **73**, 052309 (May 2006), arXiv:quant-ph/0507215.
 - [11] P. Selinger, “A survey of graphical languages for monoidal categories,” (Aug. 2009), arXiv:0908.3347 [math.CT].
 - [12] A. Joyal and R. Street, *Advances in Mathematics* **88**, 55 (1991).
 - [13] S. Mac Lane, *Categories for the Working Mathematician (Graduate Texts in Mathematics)*, 2nd ed. (Springer, 1998) ISBN 0387984038.

- [14] J. Biamonte, S. Clark, and V. Vedral, Oxford Graduate Course(Trinity Term, 2010), www.comlab.ox.ac.uk/activities/quantum/course/.
- [15] Y. Lafont, *Journal of Pure and Applied Algebra* **184**, 257 (2003).
- [16] Y. Lafont, *Term Rewriting*, volume 909 of LNCS, 170(1992).
- [17] B. Coecke and R. Duncan, “Interacting quantum observables: Categorical algebra and diagrammatics,” (2009), arXiv:0906.4725.
- [18] S. Abramsky and B. Coecke, in *Proceedings of the 19th Annual IEEE Symposium on Logic in Computer Science* (2004) pp. 415–425.
- [19] S. Mac Lane, *Bull. Amer. Math. Soc.* **71**, 40 (1965).
- [20] L. Roa, A. Delgado, and I. Fuentes-Guridi, *Phys. Rev. A* **68**, 022310 (Aug 2003), arXiv:quant-ph/0304002.
- [21] J. C. Baez and J. Dolan, *J. Math. Phys.* **36**, 6073 (1995), arXiv:q-alg/9503002v2.
- [22] C. Kassel, *Quantum Groups*, Graduate Texts in Mathematics 155 (Springer-Verlag, 1995).
- [23] J. Kock, *Frobenius Algebras and 2D Topological Quantum Field Theories* (Cambridge University Press, 2003).
- [24] P. Selinger, *Electronic Notes in Theoretical Computer Science* **170**, 139 (2007), proceedings of the 3rd International Workshop on Quantum Programming Languages (QPL 2005).
- [25] C. H. Bennett, G. Brassard, C. Crépeau, R. Jozsa, A. Peres, and W. K. Wootters, *Phys. Rev. Lett.* **70**, 1895 (Mar 1993).
- [26] D. Gottesman and I. L. Chuang, *Nature* **402**, 390 (1999), arXiv:quant-ph/9908010.
- [27] M. Kelly and M. L. Laplaza, *Journal of Pure and Applied Algebra* **19**, 193 (1980).